

EMI Test Report

Tested in accordance with
Federal Communications Commission (FCC)
Personal Communications Services
CFR 47, Part 15 Subpart C and E
&
Industry Canada (IC) RSS-210, RSS-GEN




A division of Research In Motion Limited

REPORT NO.: RTS-5385-1108-55A

PRODUCT MODEL NO.: REC71UW, RED71UW
TYPE NAME: BlackBerry® smartphone
FCC ID: L6AREC70UW, L6ARED70UW
IC: 2503A-REC70UW, 2503A-RED70UW

DATE: September 05, 2011

	EMI Test Report for the BlackBerry® smartphone Model REC71UW, RED71UW	
Test Report No. RTS-5385-1108-55A	Dates of Test July 28 to August 19, 2011	FCC ID: L6AREC70UW IC: 2503A-REC70UW FCC ID: L6ARED70UW IC: 2503A-RED70UW

Statement of Performance:

The BlackBerry® smartphone, model REC71UW, part number CER-41249-001 Rev1, and its accessories perform within the requirements of the test standards when configured and operated under RIM's operation instructions.

The BlackBerry® smartphone, model RED71UW, part number CER-41248-001 Rev1, and its accessories perform within the requirements of the test standards when configured and operated under RIM's operation instructions.

Declaration:

We hereby certify that:

The test data reported herein is an accurate record of the performance of the sample(s) tested.

The test results are valid for the tested unit (s) only.

The test equipment used was suitable for the tests performed and within manufacturer's published specifications and operating parameters.

The test methods were consistent with the methods described in the relevant standards.

Testing performed by:



Nielven Olis
Regulatory Compliance Associate
Date: September 09, 2011

Documented by:



Savtej S. Sandhu
Regulatory Compliance Specialist
Date: September 09, 2011

Reviewed by:



Heng Lin
Regulatory Compliance Specialist
Date: September 12, 2011

Reviewed and Approved by:



Masud S. Attayi, P.Eng.
Manager, Regulatory Compliance
Date: September 13, 2011



	EMI Test Report for the BlackBerry® smartphone Model REC71UW, RED71UW	
Test Report No. RTS-5385-1108-55A	Dates of Test July 28 to August 19, 2011	FCC ID: L6AREC70UW IC: 2503A-REC70UW FCC ID: L6ARED70UW IC: 2503A-RED70UW

Table of Contents

A.	Scope.....	4
B.	Associated Documents	4
C.	Product Identification.....	4
D.	Support Equipment Used for the Testing of the EUT	5
E.	Test Results Chart	6
F.	Summary of Results.....	8
G.	Compliance Test Equipment Used.....	16
APPENDIX 1 – AC CONDUCTED EMISSIONS TEST DATA/PLOTS		17
APPENDIX 2 – BLUETOOTH AND 802.11b/g/n RADIATED EMISSIONS TEST DATA		24
APPENDIX 3 – 802.11a RADIATED EMISSIONS TEST DATA		41
APPENDIX 4 – BLUETOOTH CONDUCTED EMISSIONS TEST DATA/PLOTS		47
APPENDIX 5 – 802.11b/g/n CONDUCTED EMISSIONS TEST DATA/PLOTS		71
APPENDIX 6 – 802.11a CONDUCTED EMISSIONS TEST DATA/PLOTS		93
APPENDIX 7 – NEAR FIELD COMMUNICATIONS TEST DATA/PLOTS		115

		EMI Test Report for the BlackBerry® smartphone Model REC71UW, RED71UW
Test Report No. RTS-5385-1108-55A	Dates of Test July 28 to August 19, 2011	FCC ID: L6AREC70UW IC: 2503A-REC70UW FCC ID: L6ARED70UW IC: 2503A-RED70UW

A. Scope

This report details the results of compliance tests which were performed in accordance to the requirements of:

- o FCC CFR 47 Part 15, Subpart C, October, 2010
- o FCC CFR 47 Part 15, Subpart E, October, 2010
- o Industry Canada, RSS-210, Issue 8, December 2010, Licence-exempt Radio Apparatus
- o Industry Canada, RSS-GEN, Issue 3, December 2010, General Requirements and Information for the Certification of Radio Apparatus

B. Associated Documents

1. BlackBerrySystemSimilarity_REC71UW_RED71UW


C. Product Identification

Manufactured by Research In Motion Limited whose headquarters is located at:
295 Phillip Street
Waterloo, Ontario
Canada, N2L 3W8
Phone: 519 888 7465
Fax: 519 888 6906

The equipment under test (EUT) was tested at the following locations:

RIM Testing Services EMI test facilities	
305 Phillip Street	440 Phillip Street
Waterloo, Ontario	Waterloo, Ontario
Canada, N2L 3W8	Canada, N2L 5R9
Phone: 519 888 7465	Phone: 519 888 7465
Fax: 519 888 6906	Fax: 519 888 6906

The testing was performed from July 28 to August 19, 2011.

		EMI Test Report for the BlackBerry® smartphone Model REC71UW, RED71UW	
Test Report No. RTS-5385-1108-55A	Dates of Test July 28 to August 19, 2011	FCC ID: L6AREC70UW IC: 2503A-REC70UW	FCC ID: L6ARED70UW IC: 2503A-RED70UW

The sample EUT included:

SAMPLE	MODEL	CER NUMBER	PIN	SOFTWARE
1	REC71UW	CER-41249-001 Rev1	27DD7A76	V7.0.0.285 (Platform 9.0.0.84) Bundle 1423
2	REC71UW	CER-41249-001 Rev1	27DD7ADB	V7.0.0.285 (Platform 9.0.0.84) Bundle 1423
3a	REC71UW	CER-41249-001 Rev1	27DD79E2	V7.0.0.285 (Platform 9.0.0.84) Bundle 1423
3b	REC71UW	CER-41249-001 Rev1	27DD79E2	MFI Bundle

AC Line Conducted Emissions testing was performed on sample 1.
Radiated Emissions testing was performed on samples 1 and 2.
Conducted Emissions testing was performed on sample 3a and 3b.
Near Field Communications testing was performed on sample 2.


Only the characteristics that may have been affected by the changes from model REC71UW to RED71UW were re-tested. For more information, see BlackBerrySystemSimilarity_REC71UW_RED71UW.

BlackBerry® smartphone Accessories Tested

- 1) Alt. Fixed Blade Charger, part number HDW-24481-001 (model number PSM04A-050QRIM) with an output voltage of 5.0 volts dc.
- 2) Captive Cable Charger, part number HDW-17957-003, with an output voltage of 5.0 volts dc, 750 mA.
- 3) Premium Stereo Headset, part number HDW-15766-005, with a lead length of 1.1 metres.
- 4) Alt. 1 Stereo Headset, part number HDW-24529-001, with a lead length of 1.1 metres.
- 5) Alt. USB Data Cable, part number HDW-28109-003, 1.20 metres long.


D. Support Equipment Used for the Testing of the EUT

No support equipment used. See section *G. Compliance Test Equipment Used*.

		EMI Test Report for the BlackBerry® smartphone Model REC71UW, RED71UW	
Test Report No. RTS-5385-1108-55A	Dates of Test July 28 to August 19, 2011	FCC ID: L6AREC70UW IC: 2503A-REC70UW	FCC ID: L6ARED70UW IC: 2503A-RED70UW


E. Test Results Chart

SPECIFICATION		TEST TYPE	Meets Requirements	TEST DATA
FCC CFR 47	IC			APPENDIX
Part 15.207	RSS-210 RSS-GEN	Conducted AC Line Emission	Pass	1
Part 15.209 Part 15.247	RSS-210 RSS-GEN	BT Radiated Spurious Emissions	Pass	2
Part 15.209 Part 15.247	RSS-210 RSS-GEN	BT Radiated Band Edge Compliance	Pass	2
Part 15.209 Part 15.247	RSS-210 RSS-GEN	802.11b/g/n Radiated Spurious Emissions	Pass	2
Part 15.209 Part 15.247	RSS-210 RSS-GEN	802.11b/g/n Radiated Band Edge Compliance	Pass	2
Part 15.209 Part 15.407	RSS-210 RSS-GEN	802.11a Radiated Spurious Emissions	Pass	3
Part 15.209 Part 15.407	RSS-210 RSS-GEN	802.11a Radiated Band Edge Compliance	Pass	3
Part 15.247(a)	RSS-210	BT, 20 dB Bandwidth	Pass	4
Part 15.247(a)	RSS-210	BT, Carrier Frequency Separation	Pass	4
Part 15.247(a)	RSS-210	BT, Number of Hopping Frequencies	Pass	4
Part 15.247(a)	RSS-210	BT, Time of Occupancy (Dwell Time)	Pass	4
Part 15.247(b)	RSS-210	BT, Maximum Peak Conducted Output Power	Pass	4
Part 15.247(c)	RSS-210	BT, Band-Edge Compliance of RF Conducted Emissions	Pass	4
Part 15.247(c)	RSS-210	BT, Spurious RF Conducted Emissions	Pass	4
Part 15.247(b)	RSS-210	802.11b/g/n, 6 dB Bandwidth	Pass	5
Part 15.247(b)	RSS-210	802.11b/g/n, Maximum Conducted Output Power	Pass	5
Part 15.247(b)	RSS-210	802.11b/g/n, Band-Edge	Pass	5
Part 15.247(b)	RSS-210	802.11b/g/n, Peak Power Spectral Density	Pass	5
Part 15.247(b)	RSS-210	802.11b/g/n, Spurious RF Conducted Emissions	Pass	5

		EMI Test Report for the BlackBerry® smartphone Model REC71UW, RED71UW	
Test Report No. RTS-5385-1108-55A	Dates of Test July 28 to August 19, 2011	FCC ID: L6AREC70UW IC: 2503A-REC70UW	FCC ID: L6ARED70UW IC: 2503A-RED70UW

Test Results Chart cont'd

SPECIFICATION		TEST TYPE	Meets Requirements	TEST DATA
FCC CFR 47	IC			APPENDIX
Part 15.407	RSS-210	802.11a, 6 dB Bandwidth	Pass	6
Part 15.407	RSS-210	802.11a, Maximum Conducted Output Power	Pass	6
Part 15.407	RSS-210	802.11a, Band-Edge	Pass	6
Part 15.407	RSS-210	802.11a, Peak Power Spectral Density	Pass	6
Part 15.407	RSS-210	802.11a, Spurious RF Conducted Emissions	Pass	6
Part 15.209 Part 15.225(a)	RSS-210 RSS-GEN	Near Field Communications, Radiated Emissions	Pass	7
Part 15.225(e)	RSS-210	Near Field Communications, Occupied Bandwidth	Pass	7
Part 15.225(e)	RSS-210	Near Field Communications, Frequency Stability	Pass	7

	EMI Test Report for the BlackBerry® smartphone Model REC71UW, RED71UW	
Test Report No. RTS-5385-1108-55A	Dates of Test July 28 to August 19, 2011	FCC ID: L6AREC70UW IC: 2503A-REC70UW FCC ID: L6ARED70UW IC: 2503A-RED70UW

F. Summary of Results

1) AC LINE CONDUCTED EMISSIONS

The conducted emissions were measured using the test procedure outlined in CISPR Recommendation 22 through a 50 Ohm Line Impedance Stabilization Network (LISN), which was inserted in the power line to the equipment to provide the specified impedance for measurements. The EUT was placed on a nonconductive wooden table, 80 cm high that was positioned 40 cm from a vertical ground plane. The RF output of the network was connected to an EMI receiver system with characteristics that duplicate those of the receiver specified in CISPR Publication 16. BlackBerry® smartphone was in battery charging mode. The input voltage was 120 V, 60 Hz.


The following test configurations were measured for model REC71UW:

Test Configuration	Operating Mode(s)	Charger + Accessories
1	Bluetooth Tx + Audio Playing	Alt. Fixed Blade Charger + Premium Stereo Headset + USB Cable 1.20m
2	802.11b Tx + Video Playing	Captive Cable Charger + Alt. 1 Stereo Headset

The sample EUT's conducted emissions were compared with respect to the FCC CFR 47 Part 15, Subpart C and IC RSS-210 limits. The sample EUT had a worst case test margin of 3.11 dB below the QP limit at 0.186 MHz and 20.63 dB below the AVE limit at 0.528 MHz with the Captive Cable Charger in Test Configuration 2.

See APPENDIX 1 for the test data.

Measurement Uncertainty ± 3.0 dB

	EMI Test Report for the BlackBerry® smartphone Model REC71UW, RED71UW	
Test Report No. RTS-5385-1108-55A	Dates of Test July 28 to August 19, 2011	FCC ID: L6AREC70UW IC: 2503A-REC70UW FCC ID: L6ARED70UW IC: 2503A-RED70UW

2) BLUETOOTH AND 802.11b/g/n RADIATED EMISSIONS

The EUT was placed on a nonconductive styrofoam table, 80 cm high that was positioned on a remotely controlled turntable. The test distance used between the EUT and the receiving antenna was three metres. The turntable was rotated to determine the azimuth of the peak emissions. Then the emissions were maximized by elevating the antenna in the range of 1 to 4 metres. The maximum emission level was recorded. The frequency range measured was from 30 MHz to 25.0 GHz. Both the horizontal and vertical polarizations of the emissions were measured.

The measurements were done in a semi-anechoic chamber (SAC) below 1 GHz and a semi-anechoic chamber (SAC) with floor absorbers above 1 GHz. The SAC's FCC registration number is **778487** and the Industry Canada (IC) file number is **2503B-1**. The SAC with floor absorber's FCC registration number is **959115** and the IC file number is **2503C-1**.

The EUT was configured and operated to produce the maximum radiated emissions while still keeping within RIM's specifications.

The following test configurations were measured for model REC71UW:

a) Radiated Spurious and Harmonic Emissions


The BlackBerry® smartphone was measured in standalone configuration with Bluetooth transmitting in single frequency mode at low channel (0), middle channel (39) and high channel (78) for packet type "DH5", "2-DH5" and "3-DH5". The system's radiated emission levels were compared with respect to the FCC CFR 47 Part 15, Subpart C, 15.247 and RSS-210.

The BlackBerry® smartphone was measured in standalone configuration transmitting on channels 1, 6 & 11 at 1 Mbps for 802.11b mode, at 6 Mbps for 802.11g mode, and at MCS 0 for 802.11n mode. The system's radiated emission levels were compared with respect to the FCC CFR 47 Part 15 Subpart C, 15.247 and RSS-210.

The Bluetooth harmonics were investigated up to the 10th harmonic. The worst case test margin was 4.32 dB below the accepted limit at 4803.608 MHz.

The 802.11b/g/n harmonics were investigated up to the 10th harmonic. The sample EUT emissions were in the noise floor (NF).

See APPENDIX 2 for the test data.


	EMI Test Report for the BlackBerry® smartphone Model REC71UW, RED71UW	
Test Report No. RTS-5385-1108-55A	Dates of Test July 28 to August 19, 2011	FCC ID: L6AREC70UW IC: 2503A-REC70UW FCC ID: L6ARED70UW IC: 2503A-RED70UW

b) Band-Edge Compliance of RF Radiated Emissions

The BlackBerry® smartphone met the requirements for band-edge compliance of RF radiated emissions for Bluetooth and 802.11b/g/n as per the requirements of 15.247, 15.209, and RSS-210/RSS-GEN.

Measurement Uncertainty ±4.6 dB

See APPENDIX 2 for the test data

	EMI Test Report for the BlackBerry® smartphone Model REC71UW, RED71UW	
Test Report No. RTS-5385-1108-55A	Dates of Test July 28 to August 19, 2011	FCC ID: L6AREC70UW IC: 2503A-REC70UW FCC ID: L6ARED70UW IC: 2503A-RED70UW

3) 802.11a RADIATED EMISSIONS

The EUT was placed on a nonconductive styrofoam table, 80 cm high that was positioned on a remotely controlled turntable. The test distance used between the EUT and the receiving antenna was three metres. The turntable was rotated to determine the azimuth of the peak emissions. Then the emissions were maximized by elevating the antenna in the range of 1 to 4 metres. The maximum emission level was recorded. The frequency range measured was from 30 MHz to 40.0 GHz. Both the horizontal and vertical polarizations of the emissions were measured.

The measurements were done in a semi-anechoic chamber (SAC) below 1 GHz and a semi-anechoic chamber (SAC) with floor absorbers above 1 GHz. The SAC's FCC registration number is **778487** and the Industry Canada (IC) file number is **2503B-1**. The SAC with floor absorber's FCC registration number is **959115** and the IC file number is **2503C-1**.

The EUT was configured and operated to produce the maximum radiated emissions while still keeping within RIM's specifications.

The following test configurations were measured for model REC71UW:

a) Radiated Spurious and Harmonic Emissions

The BlackBerry® smartphone was measured in standalone configuration transmitting on channels 36, 48, 56, 100, 140 and 157 at 6 Mbps for 802.11a mode. The system's radiated emission levels were compared with respect to the FCC CFR 47 Part 15 Subpart E, 15.407 and RSS-210/RSS-GEN.

The 802.11a harmonics were investigated up to the 10th harmonic. The sample EUT emissions were in the noise floor (NF).


See APPENDIX 3 for the test data.

b) Band-Edge Compliance of RF Radiated Emissions

The BlackBerry® smartphone met the requirements for band-edge compliance of RF radiated emissions for 802.11a as per the requirements of 15.407, 15.209 and RSS-210/ RSS-GEN.

See APPENDIX 3 for the test data

Measurement Uncertainty ±4.6 dB

		EMI Test Report for the BlackBerry® smartphone Model REC71UW, RED71UW
Test Report No. RTS-5385-1108-55A	Dates of Test July 28 to August 19, 2011	FCC ID: L6AREC70UW IC: 2503A-REC70UW FCC ID: L6ARED70UW IC: 2503A-RED70UW

4) BLUETOOTH RF CONDUCTED EMISSIONS

The Bluetooth conducted RF emissions from the BlackBerry® smartphone were measured using the methods outlined in FCC CFR 47 Part 15, Subpart C.

The following test configurations were measured for model REC71UW:

a) 20 dB Bandwidth

The BlackBerry® smartphone met the requirements of the 20 dB bandwidth as per 47 CFR 15.247(a) and RSS-210. Low channel (0), middle channel (39) and high channel (78) were measured. The result includes both normal data rate and EDR. The worst case 20 dB Bandwidth was 0.927 MHz for channels 0 and 78 in normal data rate mode and 1.313 MHz for channel 39 in EDR mode. See APPENDIX 4 for the test data.

b) Carrier Frequency Separation

The BlackBerry® smartphone met the requirements of the carrier frequency separation as per 47 CFR 15.247(a) and RSS-210. Channel 38 to 39 was measured. The result includes both normal data rate and EDR. See APPENDIX 4 for the test data.

c) Number of Hopping Frequencies


The BlackBerry® smartphone met the requirements of the number of hopping frequencies as per 47 CFR 15.247(a) and RSS-210. The number of hopping channels measured was 79. See APPENDIX 4 for the test data.

d) Time of Occupancy (Dwell Time)

The EUT met the requirements of the dwell time as per 47 CFR 15.247(a) and RSS-210. Low channel (0), middle channel (39) and high channel (78) were measured in DH1, DH3 and DH5 modes. Bluetooth was operating in frequency hopping (Euro/US) mode during the measurements. See APPENDIX 4 for the test data.

e) Maximum Peak Conducted Output Power

The BlackBerry® smartphone met the requirements of the maximum peak conducted output power as per 47 CFR 15.247(b) and RSS-210. Low channel (0), middle channel (39) and high channel (78) were measured. The result includes both normal data rate and EDR. The worst case Conducted Output Power level was 8.50 dBm (0.00708 W) for Channel 78 in normal data rate mode and 6.17 dBm (0.00414 W) for channel 78 in EDR mode. See APPENDIX 4 for the test data.

		
EMI Test Report for the BlackBerry® smartphone Model REC71UW, RED71UW		
Test Report No. RTS-5385-1108-55A	Dates of Test July 28 to August 19, 2011	FCC ID: L6AREC70UW IC: 2503A-REC70UW FCC ID: L6ARED70UW IC: 2503A-RED70UW

f) **Band-Edge Compliance of RF Conducted Emissions**
The BlackBerry® smartphone met the requirements of the band-edge compliance of RF conducted emissions as per 47 CFR 15.247(c) and RSS-210. Channels 0 and 78 were measured in frequency hopping (Euro/US) mode and single frequency mode. The result includes both normal data rate and EDR. See APPENDIX 4 for the test data.

g) **Spurious RF Conducted Emissions**
The BlackBerry® smartphone met the requirements of the spurious RF conducted emissions as per 47 CFR 15.247(c) and RSS-210. The frequency range measured was 10 MHz to 26 GHz. Low channel (0), middle channel (39) and high channel (78) were measured in single frequency mode and frequency hopping (Euro/US) mode. The result includes both normal data rate and EDR. See APPENDIX 4 for the test data.

5) 802.11b/g/n RF CONDUCTED EMISSIONS


The 802.11b/g/n conducted RF emissions from the BlackBerry® smartphone were measured using the methods outlined in FCC CFR 47 Part 15, Subpart C.

The following test configurations were measured for model REC71UW:

a) **6dB Bandwidth**
The EUT met the requirements of the 6 dB bandwidth as per 47 CFR 15.247(b) and RSS-210. Low channel (1), middle channel (6) and high channel (11) were measured. The worst case 6 dB Bandwidth was 11.17 MHz for channel 6 in 802.11b mode, 16.63 MHz for channels 1 and 11 in 802.11g mode, and 17.80 MHz for channel 1 in 802.11n mode. See APPENDIX 5 for the test data.

b) **Maximum Conducted Output Power**
The EUT met the requirements of the maximum conducted output power as per 47 CFR 15.247(b) and RSS-210. Low channel (1), middle channel (6) and high channel (11) were measured. The worst case Conducted Output Power level was 18.84 dBm (76.56 mW) for channel 11 in 802.11b mode, 17.32 dBm (53.95 mW) for channel 6 in 802.11g mode, and 17.33 dBm (54.08 mW) for channel 6 in 802.11n mode. See APPENDIX 5 for the test data

c) **Band-Edge Compliance of RF Conducted Emissions**
The EUT met the requirements of band-edge compliance of RF conducted emissions as per 47 CFR 15.247(b) and RSS-210. Low channel (1) and high channel (11) were measured.

		EMI Test Report for the BlackBerry® smartphone Model REC71UW, RED71UW
Test Report No. RTS-5385-1108-55A	Dates of Test July 28 to August 19, 2011	FCC ID: L6AREC70UW IC: 2503A-REC70UW FCC ID: L6ARED70UW IC: 2503A-RED70UW

See APPENDIX 5 for the test data.

d) Peak Power Spectral Density

The EUT met the requirements of peak power spectral density as per 47 CFR 15.247(b) and RSS-210. Low channel (1), middle channel (6) and high channel (11) were measured.

See APPENDIX 5 for the test data.

e) Spurious RF Conducted Emissions

The EUT met the requirements of the spurious RF conducted emissions as per 47 CFR 15.247(c) and RSS-210. The frequency range measured was 30 MHz to 26 GHz. Low channel (1), middle channel (6) and high channel (11) were measured.

See APPENDIX 5 for the test data.

6) 802.11a RF CONDUCTED EMISSIONS

The 802.11a conducted RF emissions from the BlackBerry® smartphone were measured using the methods outlined in FCC CFR 47 Part 15, Subpart E.

The following test configurations were measured for model REC71UW:

a) 6 dB Bandwidth

The EUT met the requirements of the 6 dB bandwidth as per 47 CFR 15.407 and RSS-210. Channels 36, 44, 48, 52, 60, 64, 100, 140, 149, 157 and 161 were measured. The worst case 6 dB Bandwidth was 16.53 MHz for channel 44, 100, 140, 149, 157 and 161 in 802.11a mode.

See APPENDIX 6 for the test data.

b) Maximum Conducted Output Power


The EUT met the requirements of the maximum conducted output power as per 47 CFR 15.407 and RSS-210. Channels 36, 44, 48, 52, 60, 64, 100, 140, 149, 157 and 161 were measured. The worst case Conducted Output Power level was 16.54 dBm (45.08 mW) for channel 149 in 802.11a mode.

See APPENDIX 6 for the test data

c) Band-Edge Compliance of RF Conducted Emissions

The EUT met the requirements of band-edge compliance of RF conducted emissions as per 47 CFR 15.407 and RSS-210. Channels 36, 48, 52, 64, 149 and 161 were measured.

See APPENDIX 6 for the test data.

	EMI Test Report for the BlackBerry® smartphone Model REC71UW, RED71UW	
Test Report No. RTS-5385-1108-55A	Dates of Test July 28 to August 19, 2011	FCC ID: L6AREC70UW IC: 2503A-REC70UW FCC ID: L6ARED70UW IC: 2503A-RED70UW

d) Peak Power Spectral Density

The EUT met the requirements of peak power spectral density as per 47 CFR 15.407 and RSS-210. Channels 36, 44, 48, 52, 60, 64, 149, 157 and 161 were measured.

See APPENDIX 6 for the test data.

e) Spurious RF Conducted Emissions

The EUT met the requirements of the spurious RF conducted emissions as per 47 CFR 15.407 and RSS-210. The frequency range measured was 30 MHz to 40 GHz. Channels 44, 60 and 157 were measured.

See APPENDIX 6 for the test data.

7) Near Field Communications (NFC)

The Near Field Communications emissions from the BlackBerry® smartphone were measured using the methods outlined in FCC CFR 47 Part 15, Subpart C.

The following test configurations were measured for model REC71UW:

a) Radiated Emissions

The BlackBerry® smartphone was measured in standalone configuration transmitting at 13.56 MHz. The system's radiated emission levels were compared with respect to the FCC CFR 47 Part 15 Subpart C, 15.209, 15.225(a) and RSS-210/RSS-GEN.

The NFC emissions were investigated from 9 kHz to 1 GHz. The sample EUT has a field strength measurement of 58.50 dBuV/m.

See APPENDIX 7 for the test data.

b) Occupied Bandwidth


The EUT met the requirements of the Occupied bandwidth as per 47 CFR 15 C and RSS-210. The EUT was measured in test mode with modulation on and transmitting at 13.56 MHz.

See APPENDIX 7 for the test data.

c) Frequency Stability


The EUT met the requirements of the Frequency Stability as per 47 CFR 15.225(e) and RSS-210. The EUT was measured in test mode with modulation on and transmitting at 13.56 MHz.

See APPENDIX 7 for the test data.


		EMI Test Report for the BlackBerry® smartphone Model REC71UW, RED71UW	
Test Report No. RTS-5385-1108-55A	Dates of Test July 28 to August 19, 2011	FCC ID: L6AREC70UW IC: 2503A-REC70UW	FCC ID: L6ARED70UW IC: 2503A-RED70UW

G. Compliance Test Equipment Used

<u>UNIT</u>	<u>MANUFACTURER</u>	<u>MODEL</u>	<u>SERIAL NUMBER</u>	<u>CAL DUE DATE</u> (YY MM DD)	<u>USE</u>
EMI Test Receiver	Rohde & Schwarz	ESIB 40	100255	11-11-28	Conducted/Radiated Emissions
EMI Test Receiver	Rohde & Schwarz	ESU 40	100162	11-11-29	Conducted/Radiated Emissions
Hybrid Log Antenna	EMC Automation	HLP-3003C	017401	12-01-13	Radiated Emissions
Horn Antenna	CMT	LHA 0180	R52734-001	12-01-21	Radiated Emissions
Horn Antenna	ETS-Lindgren	3117	47563	13-08-04	Radiated Emissions
Preamplifier	Rohde & Schwarz	TS-ANA4-SP	001	11-12-01	Radiated Emissions
Preamplifier	Sonoma	310N/11909A	185831	11-11-14	Radiated Emissions
Preamplifier	Rohde & Schwarz	TS-ANA-SP	001	11-12-01	Radiated Emissions
L.I.S.N.	Rohde & Schwarz	ENV216	100060	11-12-10	Conducted Emissions
Environment Monitor	Omega	iTHX-SD	0380561	11-10-13	Radiated Emissions
EMC Analyzer	Agilent	E7405A	US40240226	11-12-10	Radiated Emissions
Spectrum Analyzer	HP	8563E	3745A08112	11-09-30	RF Conducted Emissions
DC Power Supply	HP	6632B	US37472178	11-08-30	RF Conducted Emissions
Environment Monitor	Omega	iTHX-SD	0340060	11-10-13	RF Conducted Emissions
Temperature Probe	Control Company	23609-234	21352860	11-09-14	Frequency Stability
Environmental Chamber	Test Equity	107	0900246	N/R	Frequency Stability
Bluetooth Tester	Rohde & Schwarz	CBT	119549	11-12-08	RF Conducted Emissions
Bluetooth Tester	Rohde & Schwarz	CBT35	100368	11-11-27	Radiated Emissions
Bluetooth Tester	Rohde & Schwarz	CBT35	100370	11-11-29	Radiated Emissions
Power Meter	Agilent	N1911A	MY45100951	11-08-30	RF Conducted / Frequency Stability
Power Sensor	Agilent	N1921A	MY45241383	11-09-01	RF Conducted / Frequency Stability
Digital Multimeter	Hewlett Packard	34401A	US36042324	11-10-28	Conducted/Radiated Emissions
Environment Monitor	Omega	iTHX-SD	0380567	11-10-13	Radiated Emissions
Active Loop Antenna	ETS-Lindgren	6507	00126538	13-08-09	Radiated Emissions

	EMI Test Report for the BlackBerry® smartphone Model REC71UW, RED71UW APPENDIX 1	
Test Report No. RTS-5385-1108-55A	Dates of Test July 28 to August 19, 2011	FCC ID: L6AREC70UW IC: 2503A-REC70UW FCC ID: L6ARED70UW IC: 2503A-RED70UW

APPENDIX 1 – AC CONDUCTED EMISSIONS TEST DATA/PLOTS

	EMI Test Report for the BlackBerry® smartphone Model REC71UW, RED71UW	
	APPENDIX 1	
Test Report No. RTS-5385-1108-55A	Dates of Test July 28 to August 19, 2011	FCC ID: L6AREC70UW IC: 2503A-REC70UW FCC ID: L6ARED70UW IC: 2503A-RED70UW

AC Conducted Emission Test Results

The following test configurations were measured for model REC71UW:


The following tests were performed by Adam Rusinek.

Test Configuration 1

The BlackBerry® smartphone was tested on August 12, 2011.

The environmental test conditions were: Temperature: 25 °C
Relative Humidity: 42 %

Frequency (MHz)	Line	Reading (QP) (dBµV)	Correction Factor (dB)	Corrected Reading (QP) (dB)	Limit (QP) (dBµV)	Margin (QP) Limits (dB)
0.150	L1	49.60	11.20	60.80	66.00	-5.20
0.150	N	43.21	11.23	54.44	66.00	-11.56
0.164	N	42.37	11.14	53.51	65.30	-11.79
0.173	N	41.09	11.08	52.17	64.80	-12.63
0.182	L1	41.84	10.99	52.82	64.40	-11.58
0.204	N	37.90	10.85	48.75	63.40	-14.65
0.213	N	36.84	10.79	47.63	63.10	-15.47
0.218	L1	41.89	10.73	52.63	62.90	-10.27
0.240	L1	41.81	10.58	52.38	62.10	-9.72
0.245	N	34.87	10.57	45.44	61.90	-16.46
0.285	L1	36.53	10.26	46.79	60.70	-13.91
0.465	L1	32.48	9.93	42.41	56.60	-14.19
0.555	L1	24.95	9.88	34.83	56.00	-21.17
10.095	N	28.75	9.98	38.73	60.00	-21.27
11.585	L1	33.85	10.00	43.86	60.00	-16.14

	EMI Test Report for the BlackBerry® smartphone Model REC71UW, RED71UW	
	APPENDIX 1	
Test Report No. RTS-5385-1108-55A	Dates of Test July 28 to August 19, 2011	FCC ID: L6AREC70UW IC: 2503A-REC70UW FCC ID: L6ARED70UW IC: 2503A-RED70UW

AC Conducted Emissions Test Results cont'd

Test Configuration 1

Frequency (MHz)	Line	Reading (AV) (dBμV)	Correction Factor (dB)	Corrected Reading (AV) (dB)	Limit (AV) (dBμV)	Margin (AV) Limits (dB)
0.150	L1	27.03	11.20	38.24	56.00	-17.76
0.150	N	20.93	11.23	32.17	56.00	-23.83
0.164	N	20.03	11.14	31.17	55.30	-24.13
0.218	L1	18.16	10.73	28.90	52.90	-24.00
0.240	L1	19.89	10.58	30.47	52.10	-21.63
0.465	L1	19.35	9.93	29.28	46.60	-17.32
10.095	N	17.69	9.98	27.67	50.00	-22.33
11.585	L1	23.26	10.00	33.26	50.00	-16.74

All other emission levels had a test margin of greater than 25 dB.
Measurements were done with the quasi-peak and the average detectors.
See figure 1-1 and figure 1-2 for the measurement plot of the L1 and N lines of AC power line conducted emissions.

AC Conducted Emissions Test Graphs

Test Configuration 1

Figure 1-1: L1 lines

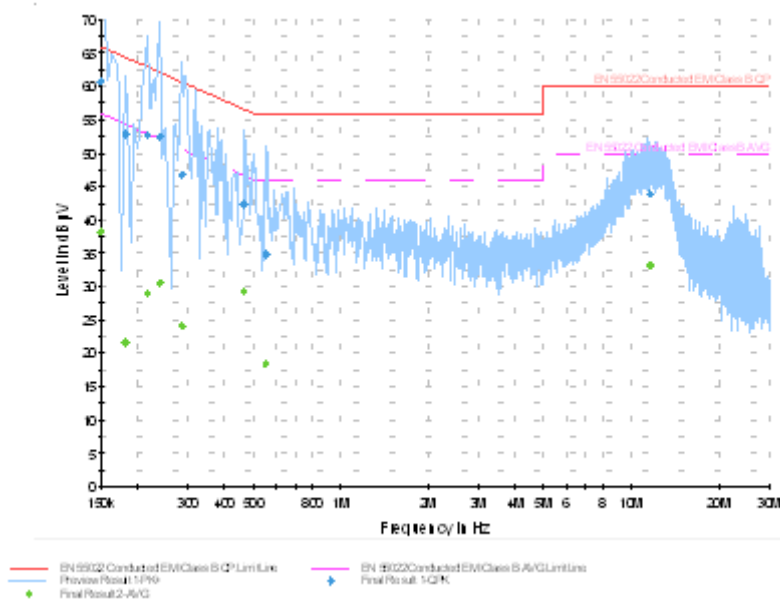
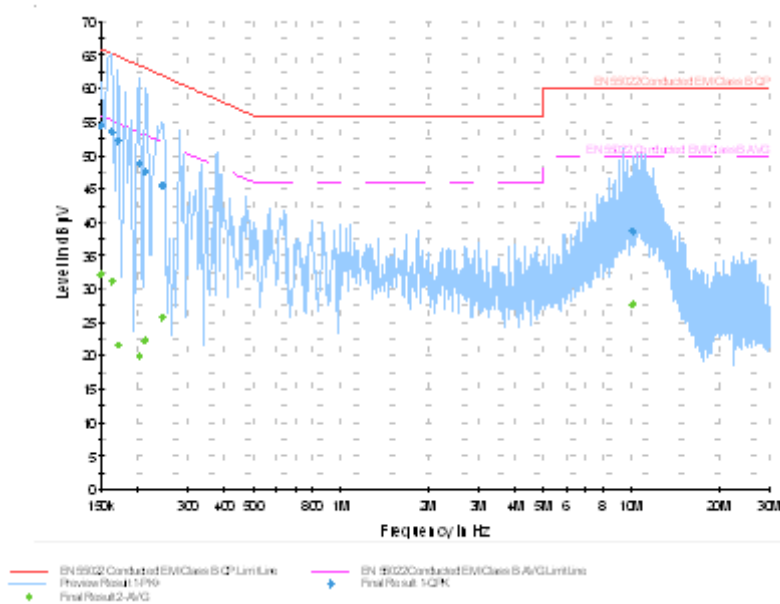



Figure 1-2: N Lines



	EMI Test Report for the BlackBerry® smartphone Model REC71UW, RED71UW	
	APPENDIX 1	
Test Report No. RTS-5385-1108-55A	Dates of Test July 28 to August 19, 2011	FCC ID: L6AREC70UW IC: 2503A-REC70UW FCC ID: L6ARED70UW IC: 2503A-RED70UW


AC Conducted Emission Test Results

Test Configuration 2

The BlackBerry® smartphone was tested on August 22, 2011.

The environmental test conditions were: Temperature: 25 °C
Relative Humidity: 42 %

Frequency (MHz)	Line	Reading (QP) (dBµV)	Correction Factor (dB)	Corrected Reading (QP) (dB)	Limit (QP) (dBµV)	Margin (QP) Limits (dB)
0.155	L1	42.44	11.17	53.61	65.80	-12.19
0.159	N	44.41	11.17	55.58	65.50	-9.92
0.164	L1	41.66	11.11	52.77	65.30	-12.53
0.168	N	43.20	11.11	54.31	65.10	-10.79
0.177	L1	44.63	11.02	55.65	64.60	-8.95
0.177	N	42.53	11.05	53.57	64.60	-11.03
0.186	L1	50.14	10.95	61.09	64.20	-3.11
0.231	N	38.68	10.66	49.34	62.40	-13.06
0.276	N	36.08	10.34	46.43	60.90	-14.47
0.321	L1	31.84	10.13	41.97	59.70	-17.73
0.528	N	26.43	9.90	36.33	56.00	-19.67
1.203	L1	27.95	9.80	37.75	56.00	-18.25
12.048	L1	26.25	10.02	36.27	60.00	-23.73

	EMI Test Report for the BlackBerry® smartphone Model REC71UW, RED71UW	
	APPENDIX 1	
Test Report No. RTS-5385-1108-55A	Dates of Test July 28 to August 19, 2011	FCC ID: L6AREC70UW IC: 2503A-REC70UW FCC ID: L6ARED70UW IC: 2503A-RED70UW

AC Conducted Emissions Test Results cont'd

Test Configuration 2

Frequency (MHz)	Line	Reading (AV) (dBµV)	Correction Factor (dB)	Corrected Reading (AV) (dB)	Limit (AV) (dBµV)	Margin (AV) Limits (dB)
0.159	N	21.64	11.17	32.82	55.50	-22.68
0.168	N	19.53	11.11	30.64	55.10	-24.46
0.177	L1	22.87	11.02	33.89	54.60	-20.71
0.186	L1	20.76	10.95	31.71	54.20	-22.49
0.321	L1	15.40	10.13	25.53	49.70	-24.17
0.528	N	15.46	9.90	25.37	46.00	-20.63
1.203	L1	14.42	9.80	24.23	46.00	-21.78
12.048	L1	16.48	10.02	26.51	50.00	-23.50

All other emission levels had a test margin of greater than 25 dB.
Measurements were done with the quasi-peak and the average detectors.
See figure 1-3 and figure 1-4 for the measurement plot of the L1 and N lines of AC power line conducted emissions.

AC Conducted Emissions Test Graphs

Test Configuration 2

Figure 1-3: L1 lines

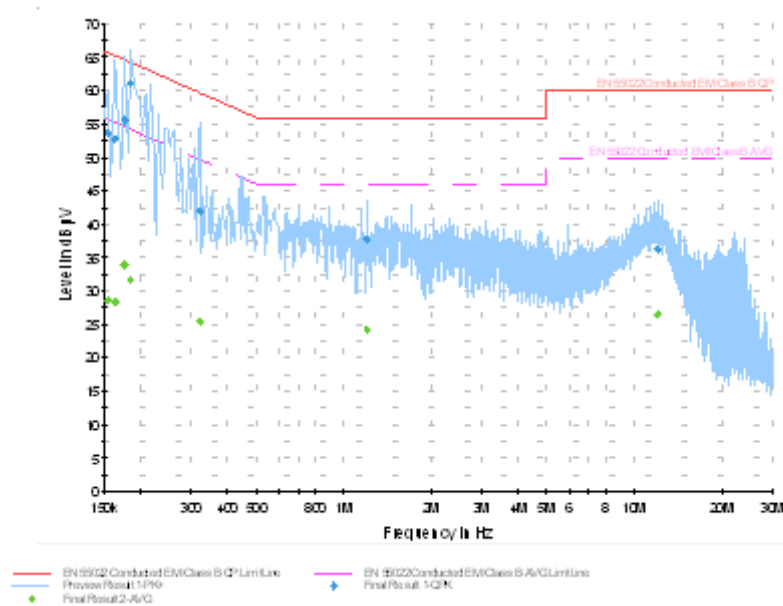
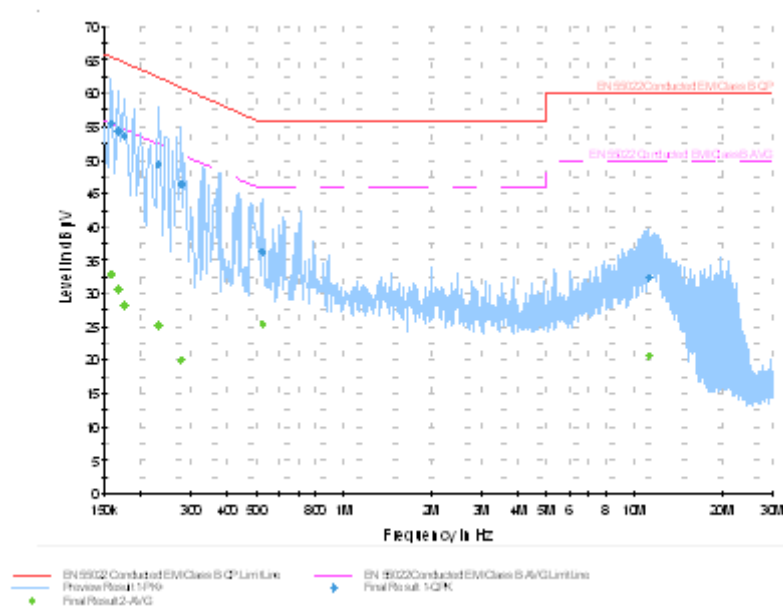




Figure 1-4: N Lines



	EMI Test Report for the BlackBerry® smartphone Model REC71UW, RED71UW APPENDIX 2	
Test Report No. RTS-5385-1108-55A	Dates of Test July 28 to August 19, 2011	FCC ID: L6AREC70UW IC: 2503A-REC70UW FCC ID: L6ARED70UW IC: 2503A-RED70UW

APPENDIX 2 – BLUETOOTH AND 802.11b/g/n RADIATED EMISSIONS TEST DATA

	EMI Test Report for the BlackBerry® smartphone Model REC71UW, RED71UW	
	APPENDIX 2	
Test Report No. RTS-5385-1108-55A	Dates of Test July 28 to August 19, 2011	FCC ID: L6AREC70UW IC: 2503A-REC70UW FCC ID: L6ARED70UW IC: 2503A-RED70UW

Radiated Emissions Test Results
Bluetooth Band

The following test configurations were measured for model REC71UW:

Date of Test: July 28, 2011

Measurements were performed by Nielven Olis.

The environmental test conditions were: Temperature: 23 °C
Relative Humidity: 41 %

The test distance was 3.0 metres with a EUT height of 0.8 metres, and sweep frequency of 30 MHz to 1 GHz.

The BlackBerry® smartphone in Bluetooth Tx mode was in vertical upside down position.

The frequency sweep measurements were performed in single frequency mode on channels 0, 39 and 78 using packet types "DH5", "2-DH5" and "3-DH5".

All emissions had a test margin of greater than 25.0 dB.

Date of Test: July 27, August 02 and 18, 2011

Measurements were performed by Shuo Wang.

The environmental test conditions were: Temperature: 25 - 26 °C
Relative Humidity: 36 - 41 %

The test distance was 3.0 metres with a EUT height of 0.8 metres, and sweep frequency of 1GHz to 25GHz.

The BlackBerry® smartphone in Bluetooth Tx mode was in vertical upside down position.

The frequency sweep measurements were performed in single frequency mode on channels 0, 39 and 78 using packet types "DH5", "2-DH5" and "3-DH5".

APPENDIX 2
Test Report No.
 RTS-5385-1108-55A

Dates of Test
 July 28 to August 19, 2011

FCC ID: L6AREC70UW **IC:** 2503A-REC70UW
FCC ID: L6ARED70UW **IC:** 2503A-RED70UW

Radiated Emissions Test Results cont'd
Bluetooth Band cont'd

Frequency (MHz)	Channel	Packet Type	Antenna		Test Angle (Deg.)	RBW / VBW	Measured Level (dBµV)	Correction Factor for preamp/antenna/ cables/ filter (dB/m)	Field Strength Level (reading+corr) (dBµV/m)	Limit @ 3.0 m (dBµV/m)	Test Margin (dB)
			Pol. (V/H)	Height (metres)							
4803.608	0	DH5	V	4.00	126.00	1MHz/ 3MHz	42.23	17.62	59.85	74.00	-14.15
4803.608	0	DH5	V	4.00	126.00	1MHz/ 10Hz	32.06	17.62	49.68	54.00	-4.32
9607.496	0	DH5	H	2.07	106.00	1MHz/ 3MHz	36.10	19.67	55.77	74.00	-18.23
9607.496	0	DH5	H	2.07	106.00	1MHz/ 10Hz	24.25	19.67	43.92	54.00	-10.08
12009.272	0	DH5	H	2.45	149.00	1MHz/ 3MHz	36.27	23.65	59.92	74.00	-14.08
12009.272	0	DH5	H	2.45	149.00	1MHz/ 10Hz	22.71	23.65	46.36	54.00	-7.64
19214.816	0	DH5	H	2.83	148.00	1MHz/ 3MHz	40.72	14.73	55.45	74.00	-18.55
19214.816	0	DH5	H	2.83	148.00	1MHz/ 10Hz	29.42	14.73	44.15	54.00	-9.85
24019.088	0	DH5	H	4.00	84.00	1MHz/ 3MHz	38.19	18.42	56.61	74.00	-17.39
24019.088	0	DH5	H	4.00	84.00	1MHz/ 10Hz	25.48	18.42	43.90	54.00	-10.10
19214.880	0	2DH5	H	2.25	140.00	1MHz/ 3MHz	41.06	14.73	55.79	74.00	-18.21
19214.880	0	2DH5	H	2.25	140.00	1MHz/ 10Hz	27.67	14.73	44.61	54.00	-9.39
24021.448	0	2DH5	V	1.14	100.00	1MHz/ 3MHz	38.86	18.41	57.27	74.00	-16.73
24021.448	0	2DH5	V	1.14	100.00	1MHz/ 10Hz	30.18	18.41	48.59	54.00	-5.41
19217.200	0	3DH5	V	1.19	141.00	1MHz/ 3MHz	38.64	14.73	53.37	74.00	-20.63
19217.200	0	3DH5	V	1.19	141.00	1MHz/ 10Hz	28.70	14.73	43.43	54.00	-10.57
24022.206	0	3DH5	V	1.17	92.00	1MHz/ 3MHz	33.95	18.41	52.36	74.00	-21.64
24022.206	0	3DH5	V	1.17	92.00	1MHz/ 10Hz	26.20	18.41	44.61	54.00	-9.39
4881.368	39	DH5	V	2.05	155.00	1MHz/ 3MHz	37.38	17.77	55.15	74.00	-18.85
4881.368	39	DH5	V	2.05	155.00	1MHz/ 10Hz	28.22	17.77	45.99	54.00	-8.01

APPENDIX 2
Test Report No.
 RTS-5385-1108-55A

Dates of Test
 July 28 to August 19, 2011

FCC ID: L6AREC70UW **IC:** 2503A-REC70UW
FCC ID: L6ARED70UW **IC:** 2503A-RED70UW

Radiated Emissions Test Results cont'd
Bluetooth Band cont'd

Frequency (MHz)	Channel	Packet Type	Antenna		Test Angle (Deg.)	RBW / VBW	Measured Level (dBµV)	Correction Factor for preamp/antenna/ cables/ filter (dB/m)	Field Strength Level (reading+corr) (dBµV/m)	Limit @ 3.0 m (dBµV/m)	Test Margin (dB)
			Pol. (V/H)	Height (metres)							
7322.456	39	DH5	V	1.36	130.00	1MHz/ 3MHz	37.15	16.19	53.34	74.00	-20.66
7322.456	39	DH5	V	1.36	130.00	1MHz/ 10Hz	24.72	16.19	40.91	54.00	-13.09
9764.704	39	DH5	H	2.01	106.00	1MHz/ 3MHz	38.42	19.39	57.81	74.00	-16.19
9764.704	39	DH5	H	2.01	106.00	1MHz/ 10Hz	26.22	19.39	45.61	54.00	-8.39
12206.088	39	DH5	H	1.82	60.00	1MHz/ 3MHz	35.47	25.22	60.69	74.00	-13.31
12206.088	39	DH5	H	1.82	60.00	1MHz/ 10Hz	23.22	25.22	48.44	54.00	-5.56
14645.152	39	DH5	H	2.18	99.00	1MHz/ 3MHz	34.60	26.88	61.48	74.00	-12.52
14645.152	39	DH5	H	2.18	99.00	1MHz/ 10Hz	20.05	26.88	46.93	54.00	-7.07
24408.324	39	DH5	V	2.07	179.00	1MHz/ 3MHz	36.77	18.66	55.43	74.00	-18.57
24408.324	39	DH5	V	2.07	179.00	1MHz/ 10Hz	27.88	18.66	46.54	54.00	-7.46
7323.440	39	2DH5	V	1.27	99.00	1MHz/ 3MHz	35.93	16.17	52.10	74.00	-21.90
7323.440	39	2DH5	V	1.27	99.00	1MHz/ 10Hz	23.49	16.17	39.66	54.00	-14.34
9763.616	39	2DH5	H	1.99	116.00	1MHz/ 3MHz	34.88	19.39	54.27	74.00	-19.73
9763.616	39	2DH5	H	1.99	116.00	1MHz/ 10Hz	21.87	19.39	41.26	54.00	-12.74
12204.328	39	2DH5	H	1.16	89.00	1MHz/ 3MHz	33.16	25.21	58.37	74.00	-15.63
12204.328	39	2DH5	H	1.16	89.00	1MHz/ 10Hz	21.70	25.21	46.91	54.00	-7.09
24411.262	39	2DH5	V	2.17	165.00	1MHz/ 3MHz	34.26	18.67	52.93	74.00	-21.07
24411.262	39	2DH5	V	2.17	165.00	1MHz/ 10Hz	26.74	18.67	45.41	54.00	-8.59
7322.832	39	3DH5	V	1.17	144.00	1MHz/ 3MHz	33.97	16.18	50.15	74.00	-23.85
7322.832	39	3DH5	V	1.17	144.00	1MHz/ 10Hz	21.91	16.18	38.09	54.00	-15.91

APPENDIX 2
Test Report No.
 RTS-5385-1108-55A


Dates of Test
 July 28 to August 19, 2011

FCC ID: L6AREC70UW **IC:** 2503A-REC70UW
FCC ID: L6ARED70UW **IC:** 2503A-RED70UW

Radiated Emissions Test Results cont'd
Bluetooth Band cont'd

Frequency (MHz)	Channel	Packet Type	Antenna		Test Angle (Deg.)	RBW / VBW	Measured Level (dBμV)	Correction Factor for preamp/antenna/ cables/ filter (dB/m)	Field Strength Level (reading+corr) (dBμV/m)	Limit @ 3.0 m (dBμV/m)	Test Margin (dB)
			Pol. (V/H)	Height (metres)							
12204.008	39	3DH5	H	2.46	88.00	1MHz/ 3MHz	33.29	25.21	58.50	74.00	-15.50
12204.008	39	3DH5	H	2.46	88.00	1MHz/ 10Hz	20.52	25.21	45.73	54.00	-8.27
4959.648	78	DH5	V	4.00	126.00	1MHz/ 3MHz	40.00	18.79	58.79	74.00	-15.21
4959.648	78	DH5	V	4.00	126.00	1MHz/ 10Hz	30.18	18.79	48.97	54.00	-5.03
7439.480	78	DH5	V	1.29	105.00	1MHz/ 3MHz	40.08	16.21	56.29	74.00	-17.71
7439.480	78	DH5	V	1.29	105.00	1MHz/ 10Hz	29.27	16.21	45.48	54.00	-8.52
9919.736	78	DH5	H	1.86	141.00	1MHz/ 3MHz	37.05	20.43	57.48	74.00	-16.52
9919.736	78	DH5	H	1.86	141.00	1MHz/ 10Hz	24.93	20.43	45.36	54.00	-8.64
12400.784	78	DH5	H	2.50	108.00	1MHz/ 3MHz	37.74	24.02	61.76	74.00	-12.24
12400.784	78	DH5	H	2.50	108.00	1MHz/ 10Hz	25.53	24.02	49.55	54.00	-4.45
4960.600	78	2DH5	V	1.92	120.00	1MHz/ 3MHz	38.65	18.81	57.46	74.00	-16.54
4960.600	78	2DH5	V	1.92	120.00	1MHz/ 10Hz	27.87	18.81	46.68	54.00	-7.32
7440.296	78	2DH5	V	1.30	106.00	1MHz/ 3MHz	37.45	16.21	53.66	74.00	-20.34
7440.296	78	2DH5	V	1.30	106.00	1MHz/ 10Hz	24.01	16.21	40.22	54.00	-13.78
9919.752	78	2DH5	V	2.94	186.00	1MHz/ 3MHz	32.62	20.43	53.05	74.00	-20.95
9919.752	78	2DH5	V	2.94	186.00	1MHz/ 10Hz	21.64	20.43	42.07	54.00	-11.93
12400.576	78	2DH5	H	2.49	106.00	1MHz/ 3MHz	35.62	24.02	59.64	74.00	-14.36
12400.576	78	2DH5	H	2.49	106.00	1MHz/ 10Hz	22.59	24.02	46.61	54.00	-7.39
4960.024	78	3DH5	V	1.75	138.00	1MHz/ 3MHz	39.19	18.80	57.99	74.00	-16.01
4960.024	78	3DH5	V	1.75	138.00	1MHz/ 10Hz	26.48	18.80	45.28	54.00	-8.72

All other emissions had a test margin of greater than 25.0 dB.

	EMI Test Report for the BlackBerry® smartphone Model REC71UW, RED71UW	
	APPENDIX 2	
Test Report No. RTS-5385-1108-55A	Dates of Test July 28 to August 19, 2011	FCC ID: L6AREC70UW IC: 2503A-REC70UW FCC ID: L6ARED70UW IC: 2503A-RED70UW

Band-Edge Compliance of RF Radiated Emissions Test Results
Bluetooth Band

Date of test: August 15, 2011


Measurements were performed by Nielven Olis.

The environmental test conditions were: Temperature: 23 °C
Relative Humidity: 41 %

The BlackBerry® smartphone was in standalone, vertical position and pattern type “Static PBRs” in “DH5”, “2-DH5” and “3-DH5” modulation during the measurements.

The test distance was 3.0 metres.

Channel	Freq. (MHz)	Rx Antenna Type POL.	Detector	VBW	Corrected Reading (dBuV/m)	Delta Marker (dB)	Corrected Band edge (dBuV/m)	Limit (dBuV/m)	Diff. To Limit (dB)
Low Channel, Packet Type DH5									
0	2402	Horn V	PK	1 MHz	95.94	43.73	52.21	74	-21.79
0	2402	Horn H	PK	1 MHz	100.98	44.02	56.96	74	-17.04
0	2402	Horn V	AV	10 Hz	63.75	43.73	20.02	54	-33.98
0	2402	Horn H	AV	10 Hz	67.35	44.02	23.33	54	-30.67
High Channel, Packet Type DH5									
78	2480	Horn V	PK	1 MHz	97.06	49.95	47.11	74	-26.89
78	2480	Horn H	PK	1 MHz	99.27	49.83	49.44	74	-24.56
78	2480	Horn V	AV	10 Hz	65.50	49.95	15.55	54	-38.45
78	2480	Horn H	AV	10 Hz	65.84	49.83	16.01	54	-37.99
Low Channel, Packet Type 2-DH5									
0	2402	Horn V	PK	1 MHz	94.48	42.26	52.22	74	-21.78
0	2402	Horn H	PK	1 MHz	99.18	42.85	56.33	74	-17.67
0	2402	Horn V	AV	10 Hz	62.35	42.26	20.09	54	-33.91
0	2402	Horn H	AV	10 Hz	64.89	42.85	22.04	54	-31.96
High Channel, Packet Type 2-DH5									
78	2480	Horn V	PK	1 MHz	95.46	49.08	46.38	74	-27.62
78	2480	Horn H	PK	1 MHz	97.61	48.22	49.39	74	-24.61
78	2480	Horn V	AV	10 Hz	62.97	49.08	13.89	54	-40.11
78	2480	Horn H	AV	10 Hz	64.11	48.22	15.89	54	-38.11

	EMI Test Report for the BlackBerry® smartphone Model REC71UW, RED71UW	
	APPENDIX 2	
Test Report No. RTS-5385-1108-55A	Dates of Test July 28 to August 19, 2011	FCC ID: L6AREC70UW IC: 2503A-REC70UW FCC ID: L6ARED70UW IC: 2503A-RED70UW

Band-Edge Compliance of RF Radiated Emissions Test Results cont'd
Bluetooth Band

Channel	Freq. (MHz)	Rx Antenna		Detector	VBW	Corrected Reading (dBuV/m)	Delta Marker (dB)	Corrected Band edge (dBuV/m)	Limit (dBuV/m)	Diff. To Limit (dB)
		Type	POL.							
Low Channel, Packet Type 3-DH5										
0	2402	Horn	V	PK	1 MHz	93.94	42.08	51.86	74	-22.14
0	2402	Horn	H	PK	1 MHz	98.70	42.41	56.29	74	-17.71
0	2402	Horn	V	AV	10 Hz	61.77	42.08	19.69	54	-34.31
0	2402	Horn	H	AV	10 Hz	64.32	42.41	21.91	54	-32.09
High Channel, Packet Type 3-DH5										
78	2480	Horn	V	PK	1 MHz	94.72	47.09	47.63	74	-26.37
78	2480	Horn	H	PK	1 MHz	96.90	47.46	49.44	74	-24.56
78	2480	Horn	V	AV	10 Hz	62.36	47.09	15.27	54	-38.73
78	2480	Horn	H	AV	10 Hz	63.47	47.46	16.01	54	-37.99

See figures 2-1 to 2-12 for the plots of the Bluetooth band-edge compliance.

Test Report No.
 RTS-5385-1108-55A

Dates of Test
 July 28 to August 19, 2011

FCC ID: L6AREC70UW IC: 2503A-REC70UW
FCC ID: L6ARED70UW IC: 2503A-RED70UW

Bluetooth Band-Edge Compliance of RF Radiated Emissions cont'd

Figure 2-1: Band-Edge Compliance of RF Rad. Emissions.
 Bluetooth, Single freq., Static PBRS,
 DH5, Channel 0, Pol: V, Detector: PK

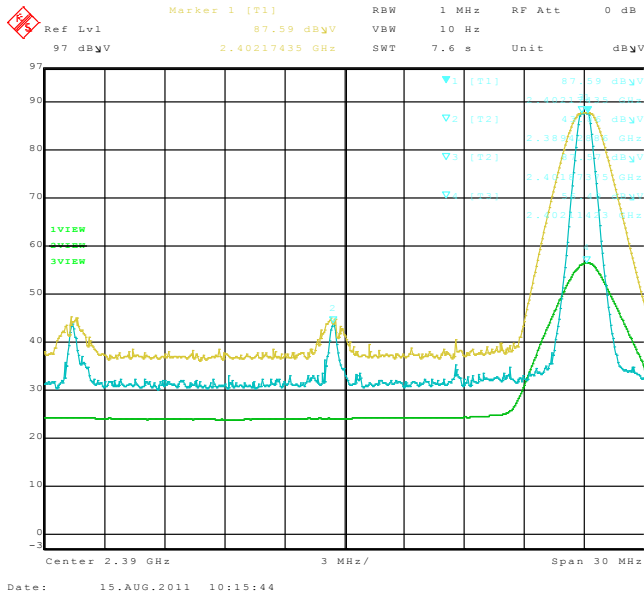


Figure 2-2: Band-Edge Compliance of RF Rad. Emissions.
 Bluetooth, Single freq., Static PBRS,
 DH5, Channel 0, Pol: H, Detector: PK

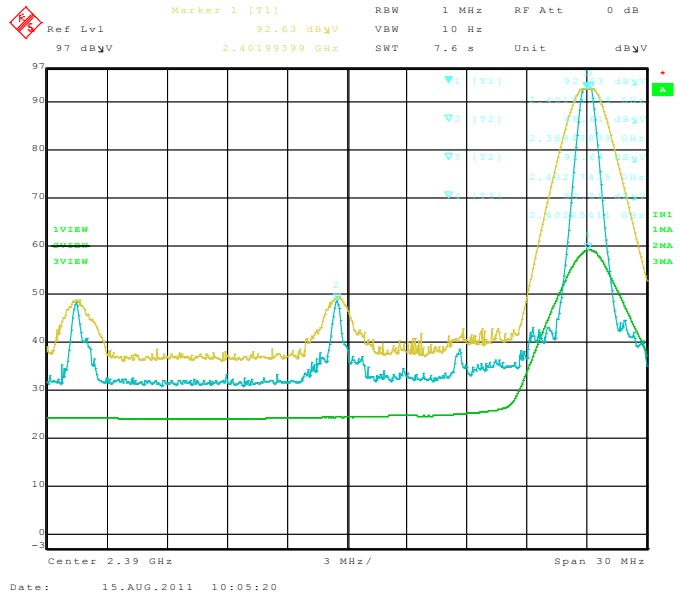


Figure 2-3: Band-Edge Compliance of RF Rad. Emissions.
 Bluetooth, Single freq., Static PBRS,
 DH5, Channel 78, Pol: V, Detector: PK

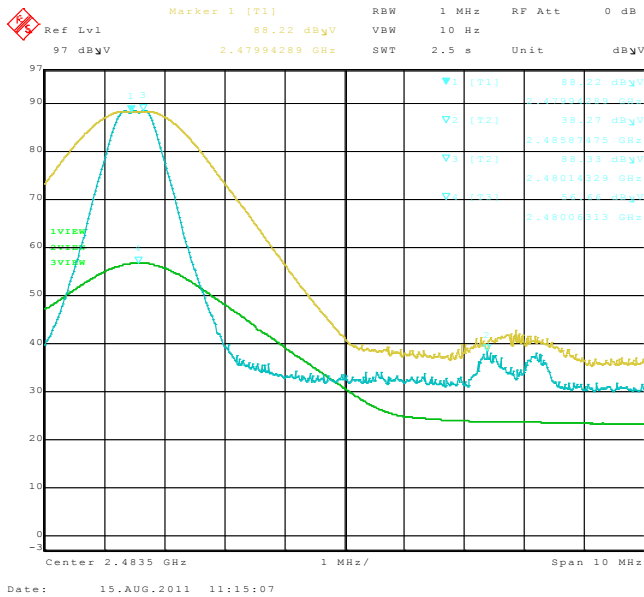
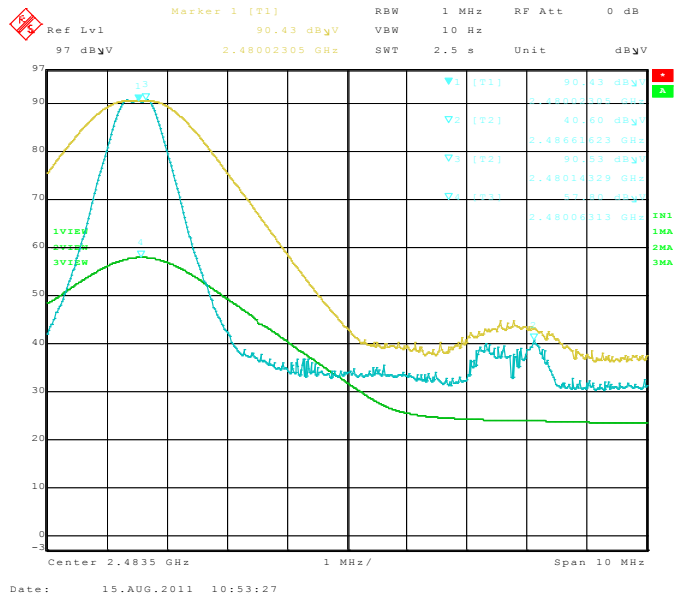


Figure 2-4: Band-Edge Compliance of RF Rad. Emissions.
 Bluetooth, Single freq., Static PBRS,
 DH5, Channel 78, Pol: H, Detector: PK



Test Report No.
 RTS-5385-1108-55A

Dates of Test
 July 28 to August 19, 2011

FCC ID: L6AREC70UW **IC:** 2503A-REC70UW
FCC ID: L6ARED70UW **IC:** 2503A-RED70UW

Bluetooth Band-Edge Compliance of RF Radiated Emissions cont'd

Figure 2-5: Band-Edge Compliance of RF Rad. Emissions.
 Bluetooth, Single freq., Static PBRS,
 2-DH5, Channel 0, Pol: V, Detector: PK

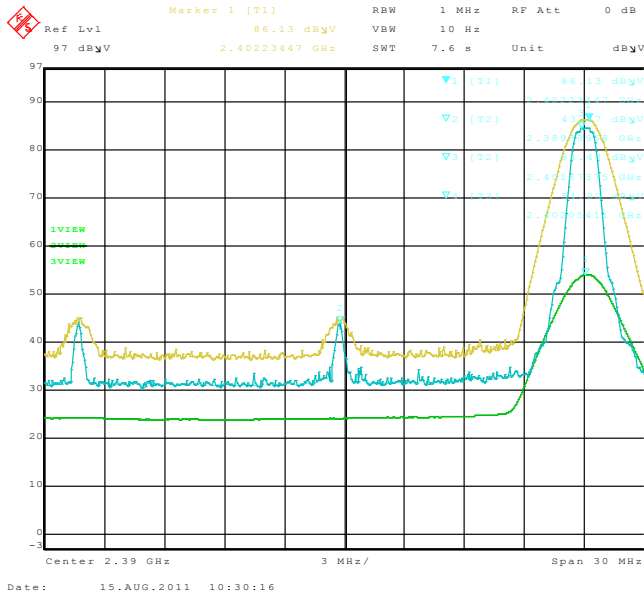


Figure 2-6: Band-Edge Compliance of RF Rad. Emissions.
 Bluetooth, Single freq., Static PBRS,
 2-DH5, Channel 0, Pol: H, Detector: PK

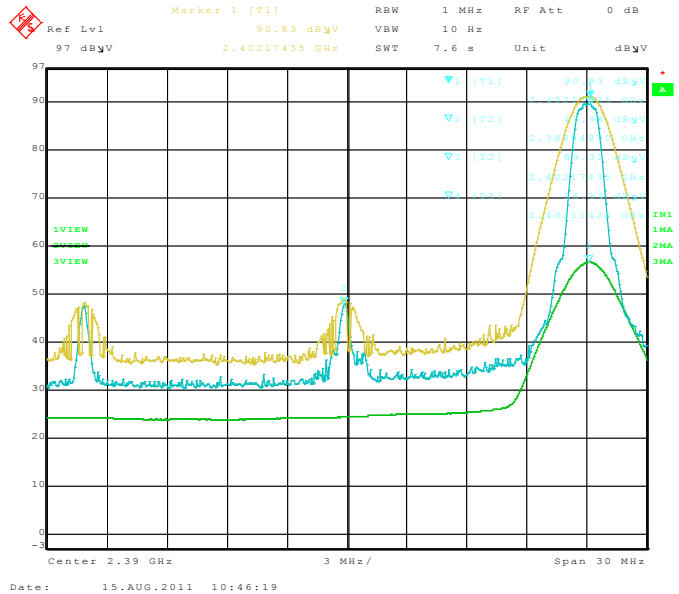


Figure 2-7: Band-Edge Compliance of RF Rad. Emissions.
 Bluetooth, Single freq., Static PBRS,
 2-DH5, Channel 78, Pol: V, Detector: PK

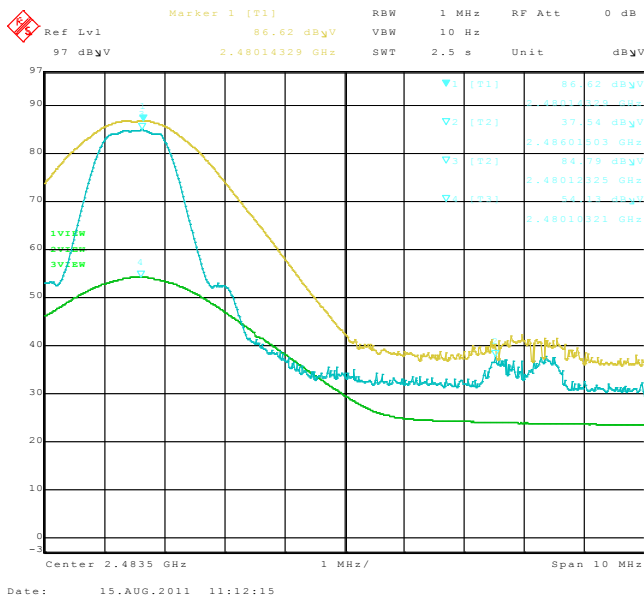
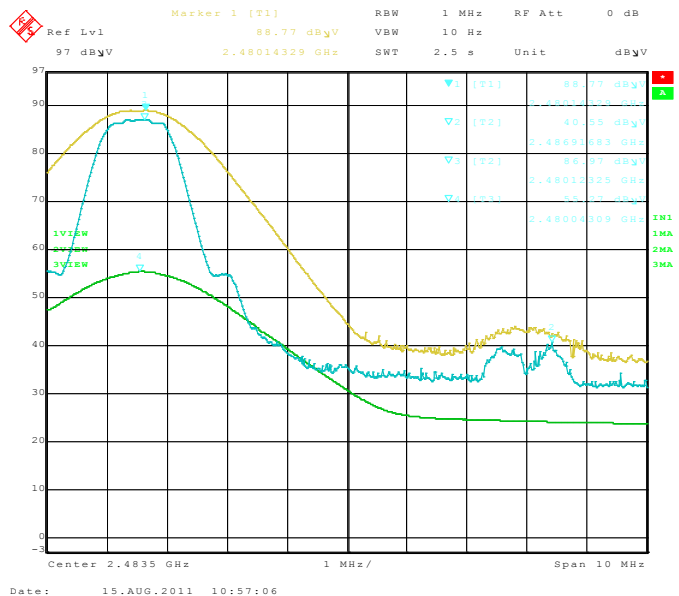


Figure 2-8: Band-Edge Compliance of RF Rad. Emissions.
 Bluetooth, Single freq., Static PBRS,
 2-DH5, Channel 78, Pol: H, Detector: PK



Test Report No.
 RTS-5385-1108-55A

Dates of Test
 July 28 to August 19, 2011

FCC ID: L6AREC70UW **IC:** 2503A-REC70UW
FCC ID: L6ARED70UW **IC:** 2503A-RED70UW

Bluetooth Band-Edge Compliance of RF Radiated Emissions cont'd

Figure 2-9: Band-Edge Compliance of RF Rad. Emissions.
 Bluetooth, Single freq., Static PBRs,
 3-DH5, Channel 0, Pol: V, Detector: PK

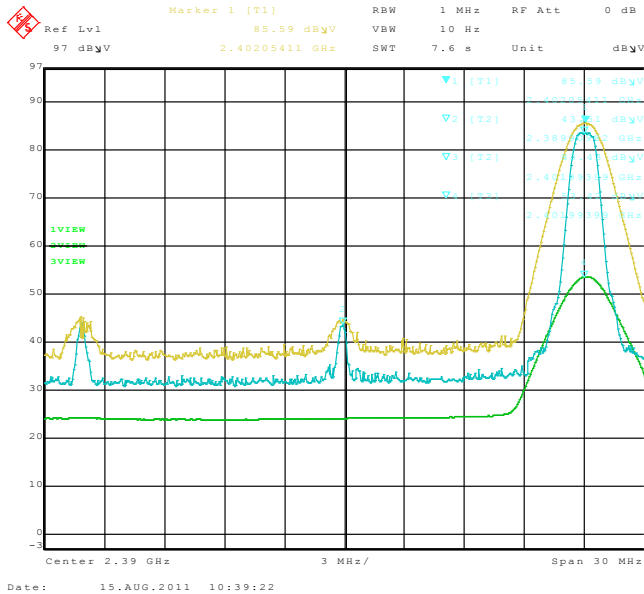


Figure 2-10: Band-Edge Compliance of RF Rad. Emissions.
 Bluetooth, Single freq., Static PBRs,
 3-DH5, Channel 0, Pol: H, Detector: PK

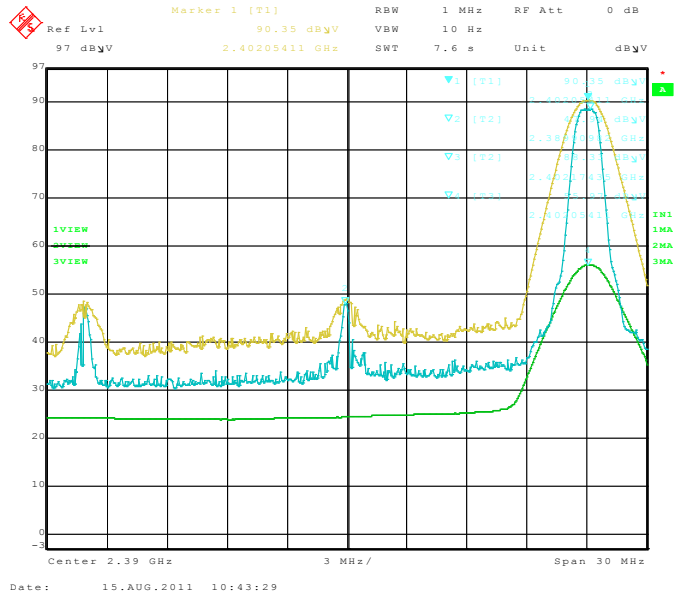


Figure 2-11: Band-Edge Compliance of RF Rad. Emissions.
 Bluetooth, Single freq., Static PBRs,
 3-DH5, Channel 78, Pol: V, Detector: PK

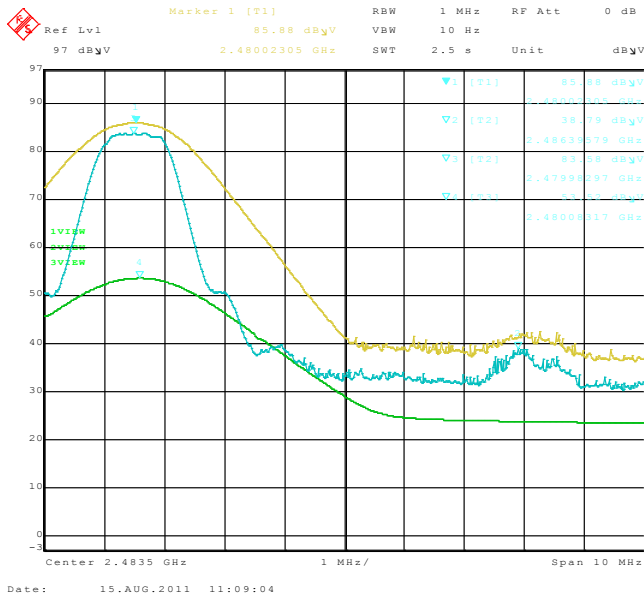
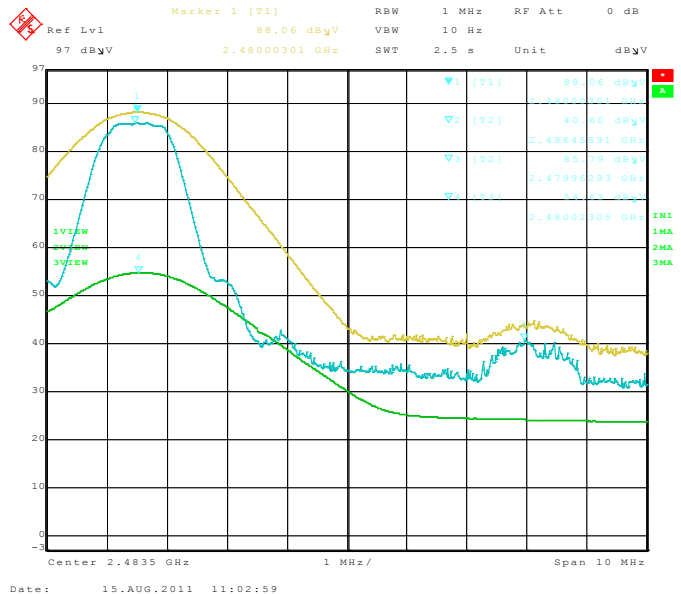



Figure 2-12: Band-Edge Compliance of RF Rad. Emissions.
 Bluetooth, Single freq., Static PBRs,
 3-DH5, Channel 78, Pol: H, Detector: PK



	EMI Test Report for the BlackBerry® smartphone Model REC71UW, RED71UW	
	APPENDIX 2	
Test Report No. RTS-5385-1108-55A	Dates of Test July 28 to August 19, 2011	FCC ID: L6AREC70UW IC: 2503A-REC70UW FCC ID: L6ARED70UW IC: 2503A-RED70UW

Radiated Emissions Test Results cont'd
802.11b/g/n Band

Date of Test: July 28 and August 10, 2011

The environmental test conditions were: Temperature: 23 - 26 °C
Relative Humidity: 38 - 41 %

The test distance was 3.0 metres with a EUT height of 0.8 metres, and sweep frequency of 30 MHz to 1 GHz.

The BlackBerry® smartphone was in USB up position.

The frequency sweep measurements were performed in 802.11b Tx mode at 1 Mbps on channels 1, 6 and 11, in 802.11g Tx mode at 6 Mbps on channels 1, 6 and 11, and in 802.11n Tx mode at MCS 0 on channels 1, 6 and 11.

All emissions had a test margin of greater than 25.0 dB.

Date of Test: August 08 and 19, 2011


The environmental test conditions were: Temperature: 24 - 25 °C
Relative Humidity: 38 - 41 %

The test distance was 3.0 metres with a EUT height of 0.8 metres, and sweep frequency of 1GHz to 25GHz.

The BlackBerry® smartphone was in USB up position.

The frequency sweep measurements were performed in 802.11b Tx mode at 1 Mbps on channels 1, 6 and 11, in 802.11g Tx mode at 6 Mbps on channels 1, 6 and 11, and in 802.11n Tx mode at MCS 0 on channels 1, 6 and 11.

All emissions had a test margin of greater than 25.0 dB.

	EMI Test Report for the BlackBerry® smartphone Model REC71UW, RED71UW	
	APPENDIX 2	
Test Report No. RTS-5385-1108-55A	Dates of Test July 28 to August 19, 2011	FCC ID: L6AREC70UW IC: 2503A-REC70UW FCC ID: L6ARED70UW IC: 2503A-RED70UW

802.11b/g/n Band-Edge Compliance of RF Radiated Emissions

Date of Tests: August 15, 2011
Measurements performed by Nielven Olis.

The environmental test conditions were: Temperature: 23 °C
Relative Humidity: 41 %


802.11b Band

The measurements were performed on BlackBerry® smartphone in standalone, vertical configuration on channels 1 and 11 for 802.11b mode at 1 Mbps.

The test distance was 3 metres.

Channel	Freq. (MHz)	Rx Antenna		Detector	VBW For Peak	Peak Corrected Reading (dBuV/m)	Delta Marker (dB)	Corrected Band edge (dBuV/m)	Limit (dBuV/m)	Diff. To Limit (dB)
		Type	POL.							
1	2412.00	Horn	V	PK	1 MHz	104.13	51.88	52.25	74	-21.75
1	2412.00	Horn	H	PK	1 MHz	103.78	51.42	52.36	74	-21.64
1	2412.00	Horn	V	AV	10 Hz	96.29	51.88	44.41	54	-9.59
1	2412.00	Horn	H	AV	10 Hz	95.94	51.42	44.52	54	-9.48

Channel	Freq. (MHz)	Rx Antenna		Detector	VBW For Peak	Peak Corrected Reading (dBuV/m)	Delta Marker (dB)	Corrected Band edge (dBuV/m)	Limit (dBuV/m)	Diff. To Limit (dB)
		Type	POL.							
11	2480.00	Horn	V	PK	1 MHz	102.05	52.36	49.69	74	-24.31
11	2480.00	Horn	H	PK	1 MHz	103.63	53.62	50.01	74	-23.99
11	2480.00	Horn	V	AV	10 Hz	94.39	52.36	42.03	54	-11.97
11	2480.00	Horn	H	AV	10 Hz	95.87	53.62	42.25	54	-11.75

	EMI Test Report for the BlackBerry® smartphone Model REC71UW, RED71UW	
	APPENDIX 2	
Test Report No. RTS-5385-1108-55A	Dates of Test July 28 to August 19, 2011	FCC ID: L6AREC70UW IC: 2503A-REC70UW FCC ID: L6ARED70UW IC: 2503A-RED70UW


802.11g Band

The measurements were performed on the BlackBerry® smartphone in standalone, vertical configuration on channels 1 and 11 for 802.11g mode at 6 Mbps.

The test distance was 3 metres.

Channel	Freq. (MHz)	Rx Antenna		Detector	VBW For Peak	Peak Corrected Reading (dBuV/m)	Delta Marker (dB)	Corrected Band edge (dBuV/m)	Limit (dBuV/m)	Diff. To Limit (dB)
		Type	POL.							
1	2412.00	Horn	V	PK	1 MHz	100.06	39.15	60.91	74	-13.09
1	2412.00	Horn	H	PK	1 MHz	103.06	37.30	65.76	74	-8.24
1	2412.00	Horn	V	AV	10 Hz	73.09	39.15	33.94	54	-20.06
1	2412.00	Horn	H	AV	10 Hz	75.03	37.30	37.73	54	-16.27

Channel	Freq. (MHz)	Rx Antenna		Detector	VBW For Peak	Peak Corrected Reading (dBuV/m)	Delta Marker (dB)	Corrected Band edge (dBuV/m)	Limit (dBuV/m)	Diff. To Limit (dB)
		Type	POL.							
11	2480.00	Horn	V	PK	1 MHz	102.29	41.45	60.84	74	-13.16
11	2480.00	Horn	H	PK	1 MHz	103.55	42.74	60.81	74	-13.19
11	2480.00	Horn	V	AV	10 Hz	74.38	41.45	32.93	54	-21.07
11	2480.00	Horn	H	AV	10 Hz	75.31	42.74	32.57	54	-21.43

	EMI Test Report for the BlackBerry® smartphone Model REC71UW, RED71UW	
	APPENDIX 2	
Test Report No. RTS-5385-1108-55A	Dates of Test July 28 to August 19, 2011	FCC ID: L6AREC70UW IC: 2503A-REC70UW FCC ID: L6ARED70UW IC: 2503A-RED70UW

802.11n Band

The measurements were performed on the BlackBerry® smartphone in standalone, vertical configuration on channels 1 and 11 for 802.11n mode at MCS 0.

The test distance was 3 metres.

Channel	Freq. (MHz)	Rx Antenna		Detector	VBW For Peak	Peak Corrected Reading (dBuV/m)	Delta Marker (dB)	Corrected Band edge (dBuV/m)	Limit (dBuV/m)	Diff. To Limit (dB)
		Type	POL.							
1	2412.00	Horn	V	PK	1 MHz	103.13	34.77	68.36	74	-5.64
1	2412.00	Horn	H	PK	1 MHz	102.35	36.94	65.41	74	-8.59
1	2412.00	Horn	V	AV	10 Hz	74.64	34.77	39.87	54	-14.13
1	2412.00	Horn	H	AV	10 Hz	74.17	36.94	37.23	54	-16.77

Channel	Freq. (MHz)	Rx Antenna		Detector	VBW For Peak	Peak Corrected Reading (dBuV/m)	Delta Marker (dB)	Corrected Band edge (dBuV/m)	Limit (dBuV/m)	Diff. To Limit (dB)
		Type	POL.							
11	2480.00	Horn	V	PK	1 MHz	101.42	40.83	60.59	74	-13.41
11	2480.00	Horn	H	PK	1 MHz	103.29	41.68	61.61	74	-12.39
11	2480.00	Horn	V	AV	10 Hz	73.76	40.83	32.93	54	-21.07
11	2480.00	Horn	H	AV	10 Hz	74.92	41.68	33.24	54	-20.76

See figures 2-13 to 2-16 for the plots of the 802.11b band-edge compliance.
 See figures 2-17 to 2-20 for the plots of the 802.11g band-edge compliance.
 See figures 2-21 to 2-24 for the plots of the 802.11n band-edge compliance.

Test Report No.
 RTS-5385-1108-55A

Dates of Test
 July 28 to August 19, 2011

FCC ID: L6AREC70UW **IC:** 2503A-REC70UW
FCC ID: L6ARED70UW **IC:** 2503A-RED70UW

802.11b/g/n Band-Edge Compliance of RF Radiated Emissions cont'd

Figure 2-13: Band-Edge Compliance of RF Radiated Emission 802.11b, Channel 1, 2412 MHz, Max Pol: V, Detector: PK

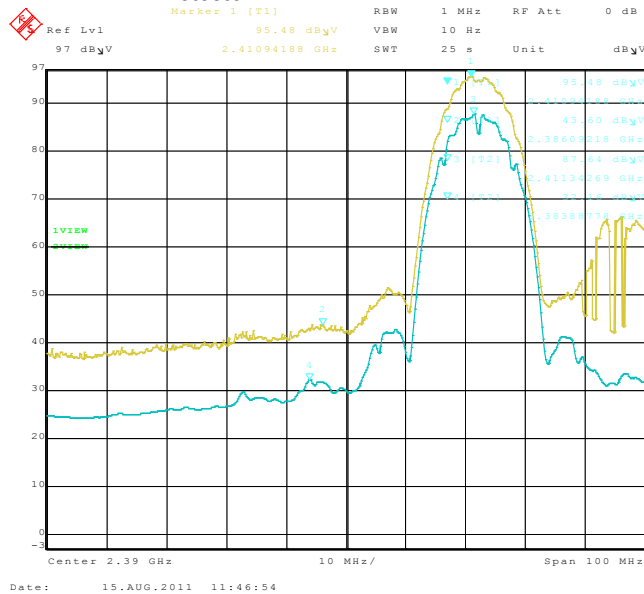


Figure 2-14: Band-Edge Compliance of RF Radiated Emission 802.11b, Channel 1, 2412 MHz, Max Pol: H, Detector: PK

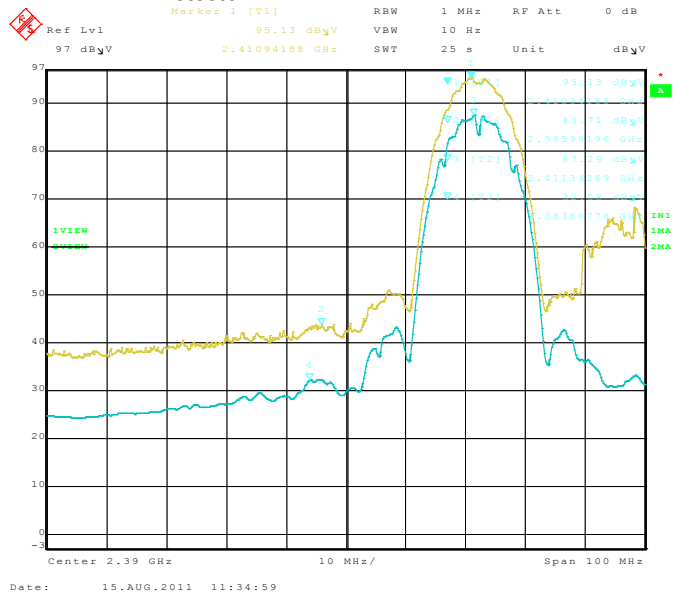
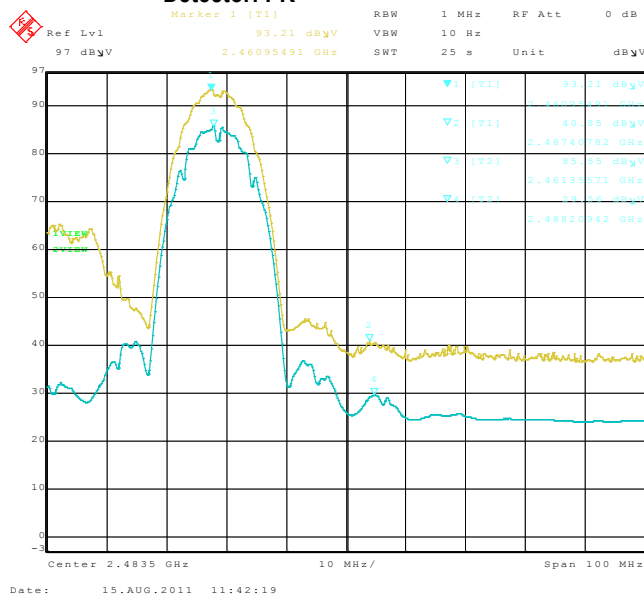


Figure 2-15: Band-Edge Compliance of RF Radiated Emission 802.11b, Channel 11, 2462 MHz, Max Pol: V, Detector: PK



Test Report No.
 RTS-5385-1108-55A

Dates of Test
 July 28 to August 19, 2011

FCC ID: L6AREC70UW IC: 2503A-REC70UW
FCC ID: L6ARED70UW IC: 2503A-RED70UW

Figure 2-17: Band-Edge Compliance of RF Radiated Emission
 802.11g, Channel 1, 2412 MHz, Max Pol: V,
 Detector: PK

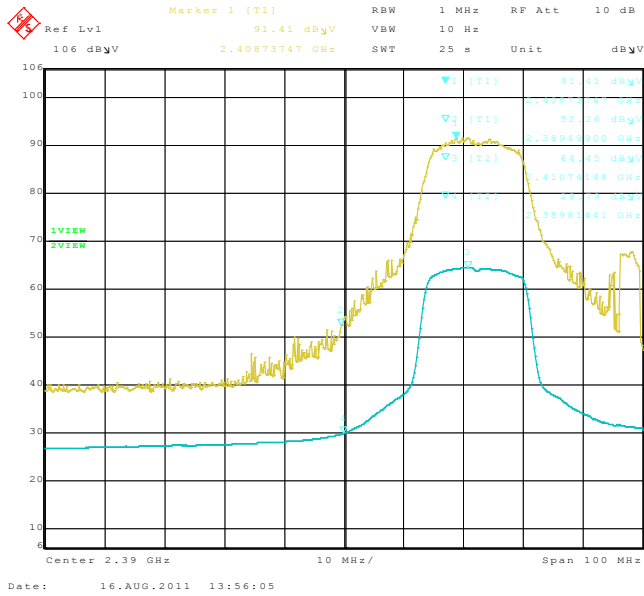


Figure 2-18: Band-Edge Compliance of RF Radiated Emission
 802.11g, Channel 1, 2412 MHz, Max Pol: H,
 Detector: PK

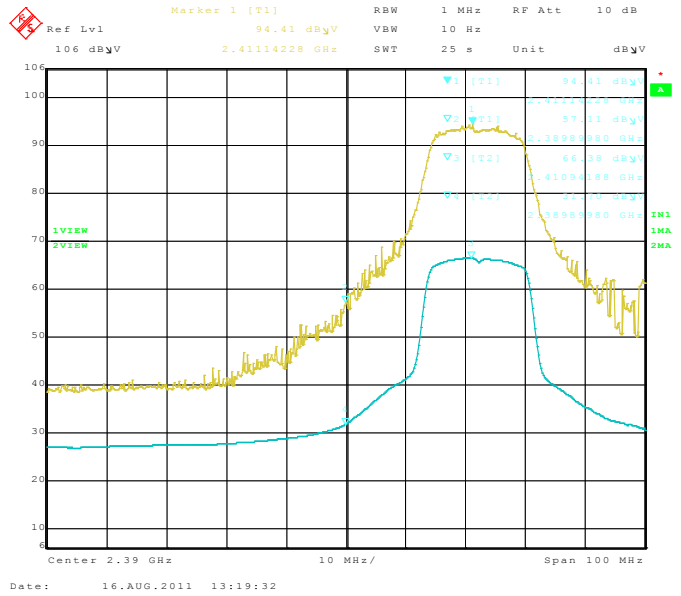


Figure 2-19: Band-Edge Compliance of RF Radiated Emission
 802.11g, Channel 11, 2462 MHz, Max Pol: V,
 Detector: PK

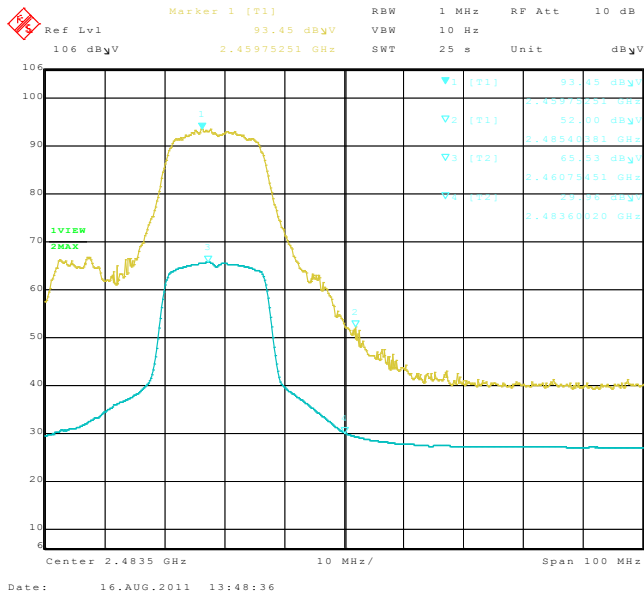
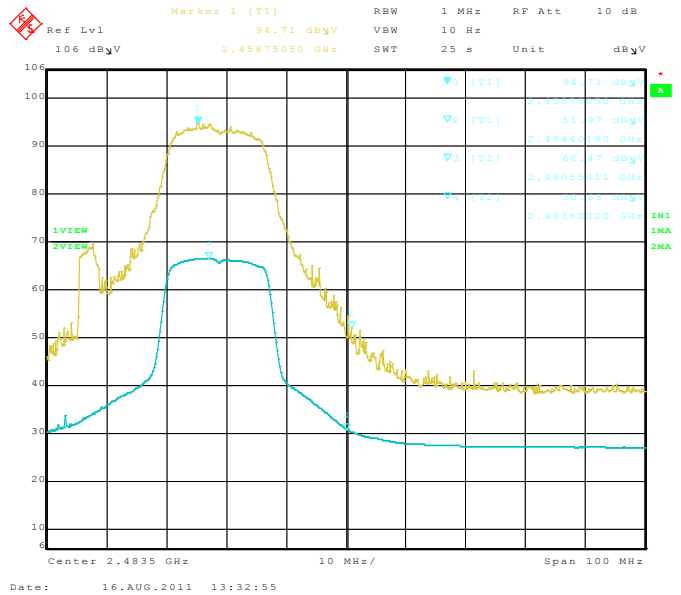


Figure 2-20: Band-Edge Compliance of RF Radiated Emission
 802.11g, Channel 11, 2462 MHz, Max Pol: H,
 Detector: PK



Test Report No.
 RTS-5385-1108-55A

Dates of Test
 July 28 to August 19, 2011

FCC ID: L6AREC70UW IC: 2503A-REC70UW
FCC ID: L6ARED70UW IC: 2503A-RED70UW

Figure 2-21: Band-Edge Compliance of RF Radiated Emission
 802.11n, Channel 1, 2412 MHz, Max Pol: V,
 Detector: PK

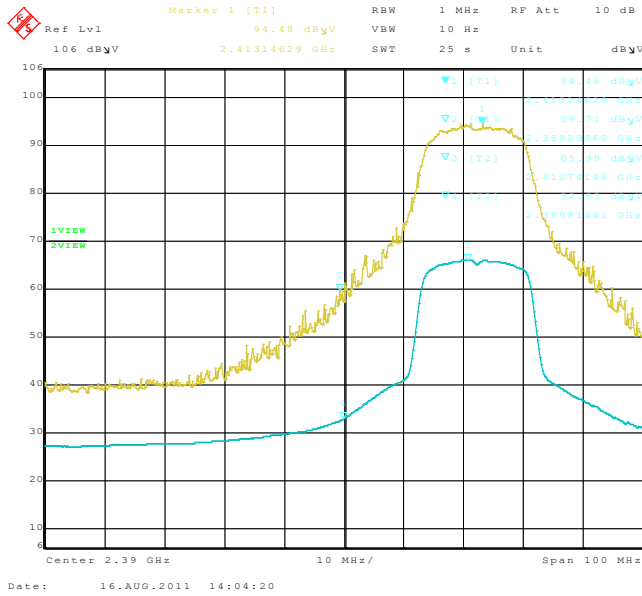


Figure 2-22: Band-Edge Compliance of RF Radiated Emission
 802.11n, Channel 1, 2412 MHz, Max Pol: H,
 Detector: PK

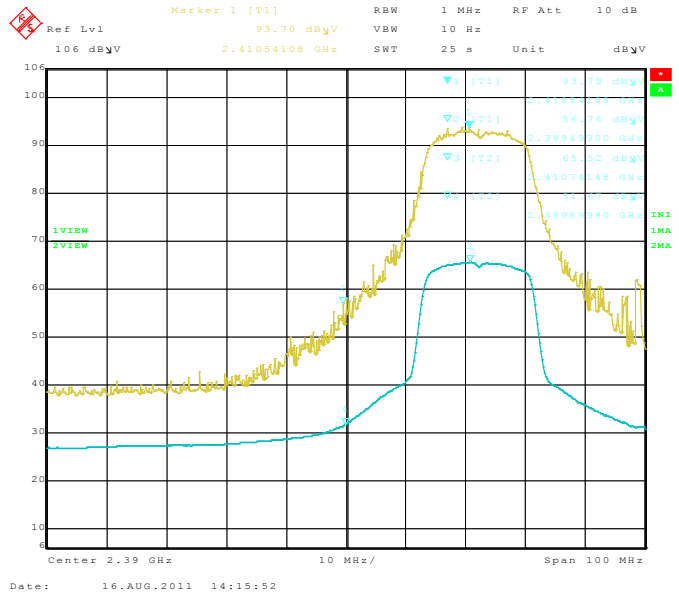


Figure 2-23: Band-Edge Compliance of RF Radiated Emission
 802.11n, Channel 11, 2462 MHz, Max Pol: V,
 Detector: PK

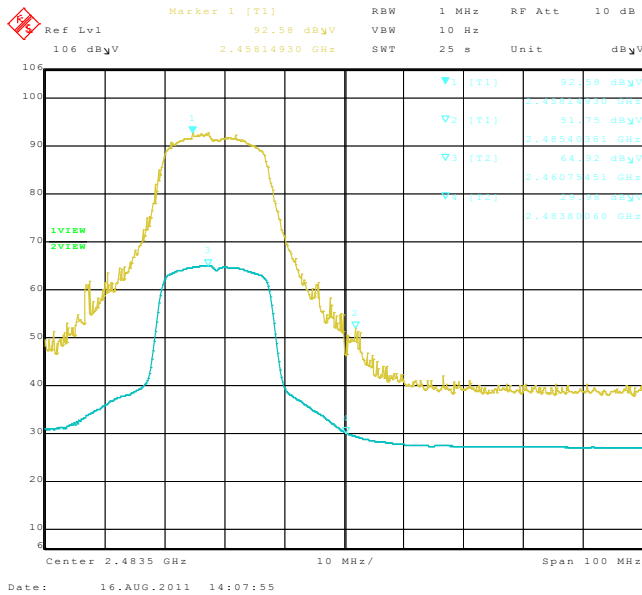
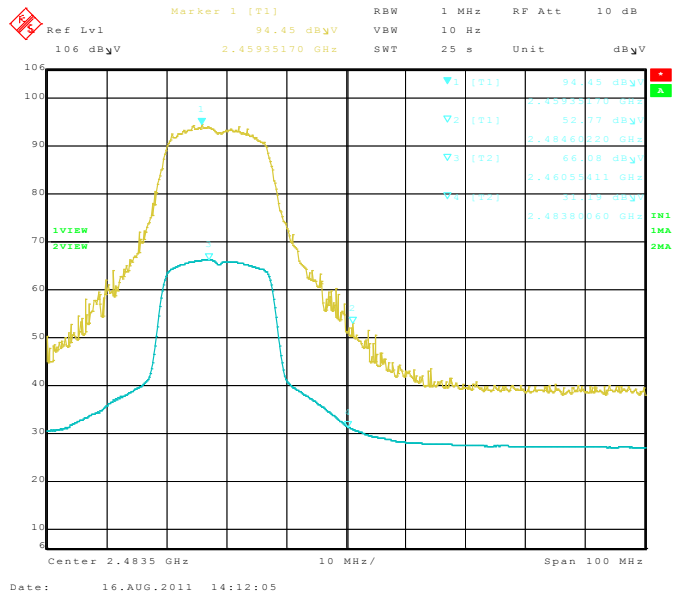




Figure 2-24: Band-Edge Compliance of RF Radiated Emission
 802.11n, Channel 11, 2462 MHz, Max Pol: H,
 Detector: PK



	EMI Test Report for the BlackBerry® smartphone Model REC71UW, RED71UW APPENDIX 3	
Test Report No. RTS-5385-1108-55A	Dates of Test July 28 to August 19, 2011	FCC ID: L6AREC70UW IC: 2503A-REC70UW FCC ID: L6ARED70UW IC: 2503A-RED70UW

APPENDIX 3 – 802.11a RADIATED EMISSIONS TEST DATA

	EMI Test Report for the BlackBerry® smartphone Model REC71UW, RED71UW	
	APPENDIX 3	
Test Report No. RTS-5385-1108-55A	Dates of Test July 28 to August 19, 2011	FCC ID: L6AREC70UW IC: 2503A-REC70UW FCC ID: L6ARED70UW IC: 2503A-RED70UW

Radiated Emissions Test Results
802.11a Band

The following test configurations were measured for model REC71UW:

Date of Test: August 10 and 16, 2011
Measurements were performed by Nielven Olis.

The environmental test conditions were: Temperature: 23 - 25 °C
Relative Humidity: 38 - 42 %

The test distance was 3.0 metres with a EUT height of 0.8 metres, and sweep frequency of 30 MHz to 1 GHz.

The BlackBerry® smartphone was in USB up position.

The frequency sweep measurements were performed in 802.11a Tx mode at 6 Mbps on channels 36, 48, 56, 100, 140 and 157.

All emissions had a test margin of greater than 25.0 dB.

Date of Test: August 08 and 19, 2011
Measurements were performed by Shuo Wang.


The environmental test conditions were: Temperature: 25 °C
Relative Humidity: 41 %

The test distance was 3.0 metres with a EUT height of 0.8 metres, and sweep frequency of 1GHz to 40GHz.

The BlackBerry® smartphone was in USB up position.

The frequency sweep measurements were performed in 802.11a Tx mode at 6 Mbps on channels 36, 48, 56, 100, 140 and 157.

All emissions had a test margin of greater than 25.0 dB.

	EMI Test Report for the BlackBerry® smartphone Model REC71UW, RED71UW	
	APPENDIX 3	
Test Report No. RTS-5385-1108-55A	Dates of Test July 28 to August 19, 2011	FCC ID: L6AREC70UW IC: 2503A-REC70UW FCC ID: L6ARED70UW IC: 2503A-RED70UW

802.11a Band-Edge Compliance of RF Radiated Emissions

Date of Tests: August 16, 2011
Measurements performed by Nielven Olis.


The environmental test conditions were: Temperature: 25 °C
Relative Humidity: 38 %

The measurements were performed on BlackBerry® smartphone in standalone, vertical configuration on channels 36, 48, 56, 100, 140 and 157 for 802.11a mode at 6 Mbps.

The test distance was 3 metres.

Channel	Freq. (MHz)	Rx Antenna		Detector	VBW	Corrected Reading (dBuV/m)	Delta Marker (dB)	Corrected Band edge (dBuV/m)	Limit (dBuV/m)	Diff. To Limit (dB)
		Type	POL.							
36	5180.0	Horn	V	PK	1 MHz	102.77	44.70	58.07	74	-15.93
36	5180.0	Horn	H	PK	1 MHz	104.67	47.12	57.55	74	-16.45
36	5180.0	Horn	V	AV	10 Hz	76.71	44.70	32.01	54	-21.99
36	5180.0	Horn	H	AV	10 Hz	78.15	47.12	31.03	54	-22.97

Channel	Freq. (MHz)	Rx Antenna		Detector	VBW	Corrected Reading (dBuV/m)	Delta Marker (dB)	Corrected Band edge (dBuV/m)	Limit (dBuV/m)	Diff. To Limit (dB)
		Type	POL.							
64	5320.0	Horn	V	PK	1 MHz	102.01	41.47	60.54	74	-13.46
64	5320.0	Horn	H	PK	1 MHz	105.70	44.57	61.13	74	-12.87
64	5320.0	Horn	V	AV	10 Hz	77.93	41.47	36.46	54	-17.54
64	5320.0	Horn	H	AV	10 Hz	80.42	44.57	35.85	54	-18.15

	EMI Test Report for the BlackBerry® smartphone Model REC71UW, RED71UW	
	APPENDIX 3	
Test Report No. RTS-5385-1108-55A	Dates of Test July 28 to August 19, 2011	FCC ID: L6AREC70UW IC: 2503A-REC70UW FCC ID: L6ARED70UW IC: 2503A-RED70UW

802.11a Band-Edge Compliance of RF Radiated Emissions cont'd

Channel	Freq. (MHz)	Rx Antenna		Detector	VBW	Corrected Reading (dBuV/m)	Delta Marker (dB)	Corrected Band edge (dBuV/m)	Limit (dBuV/m)	Diff. To Limit (dB)
		Type	POL.							
100	5500.0	Horn	V	PK	1 MHz	108.77	43.80	64.97	74	-9.03
100	5500.0	Horn	H	PK	1 MHz	108.18	44.67	63.51	74	-10.49
100	5500.0	Horn	V	AV	10 Hz	81.99	43.80	38.19	54	-15.81
100	5500.0	Horn	H	AV	10 Hz	81.51	44.67	36.84	54	-17.16

Channel	Freq. (MHz)	Rx Antenna		Detector	VBW	Corrected Reading (dBuV/m)	Delta Marker (dB)	Corrected Band edge (dBuV/m)	Limit (dBuV/m)	Diff. To Limit (dB)
		Type	POL.							
161	5805.0	Horn	V	PK	1 MHz	106.12	42.36	63.76	74	-10.24
161	5805.0	Horn	H	PK	1 MHz	105.59	41.95	63.64	74	-10.36
161	5805.0	Horn	V	AV	10 Hz	81.53	42.36	39.17	54	-14.83
161	5805.0	Horn	H	AV	10 Hz	81.13	41.95	39.18	54	-14.82

See figures 3-1 to 3-8 for the plots of the 802.11a band-edge compliance.

Test Report No.
 RTS-5385-1108-55A

Dates of Test
 July 28 to August 19, 2011

FCC ID: L6AREC70UW **IC:** 2503A-REC70UW
FCC ID: L6ARED70UW **IC:** 2503A-RED70UW

802.11a Band-Edge Compliance of RF Radiated Emissions cont'd

Figure 3-1: Band-Edge Compliance of RF Radiated Emission
 802.11a, Channel 36, 5180 MHz
 Pol: V, Detector: PK

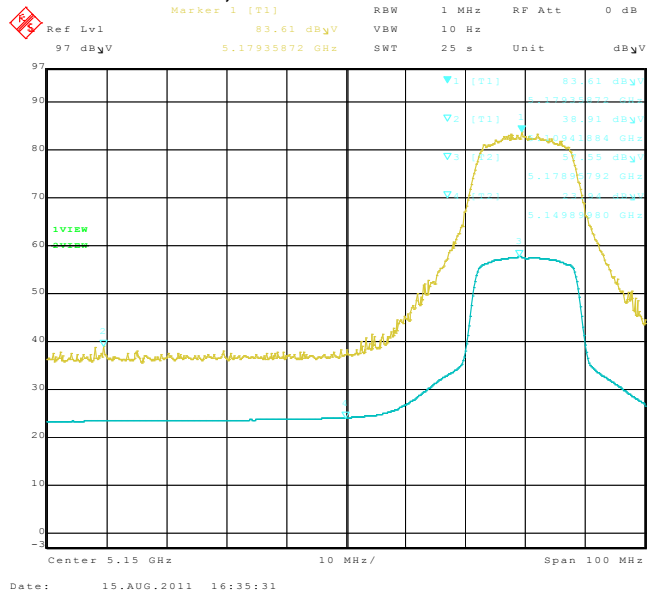


Figure 3-2: Band-Edge Compliance of RF Radiated Emission
 802.11a, Channel 36, 5180 MHz
 Pol: H, Detector: PK

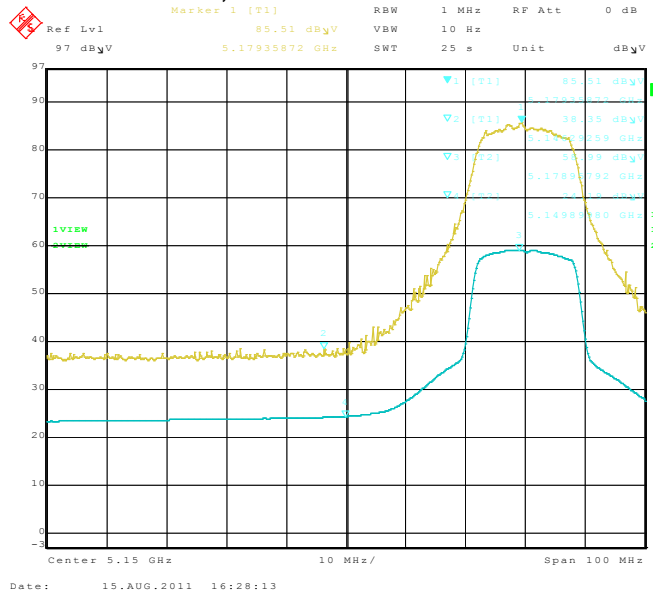


Figure 3-3: Band-Edge Compliance of RF Radiated Emission
 802.11a, Channel 64, 5320 MHz
 Pol: V, Detector: PK

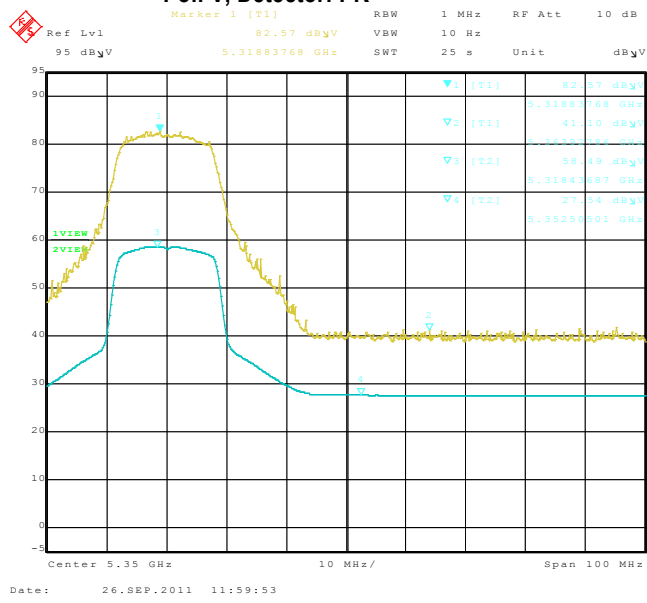
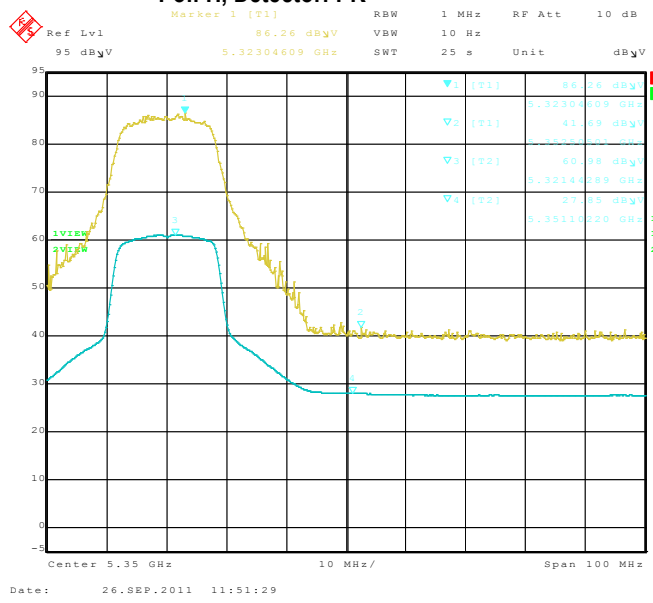


Figure 3-4: Band-Edge Compliance of RF Radiated Emission
 802.11a, Channel 64, 5320 MHz
 Pol: H, Detector: PK



802.11a Band-Edge Compliance of RF Radiated Emissions cont'd

Figure 3-5: Band-Edge Compliance of RF Radiated Emission
 802.11a, Channel 100, 5500 MHz
 Pol: V, Detector: PK

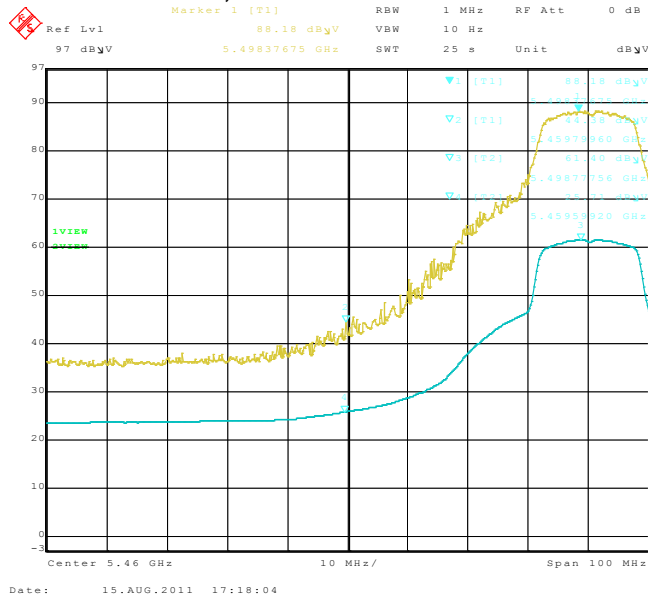


Figure 3-6: Band-Edge Compliance of RF Radiated Emission
 802.11a, Channel 100, 5500 MHz
 Pol: H, Detector: PK

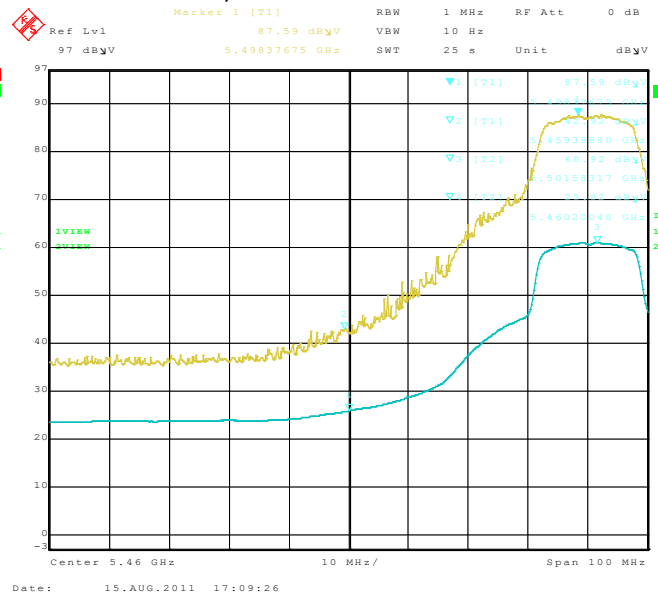


Figure 3-7: Band-Edge Compliance of RF Radiated Emission
 802.11a, Channel 161, 5805 MHz
 Pol: V, Detector: PK

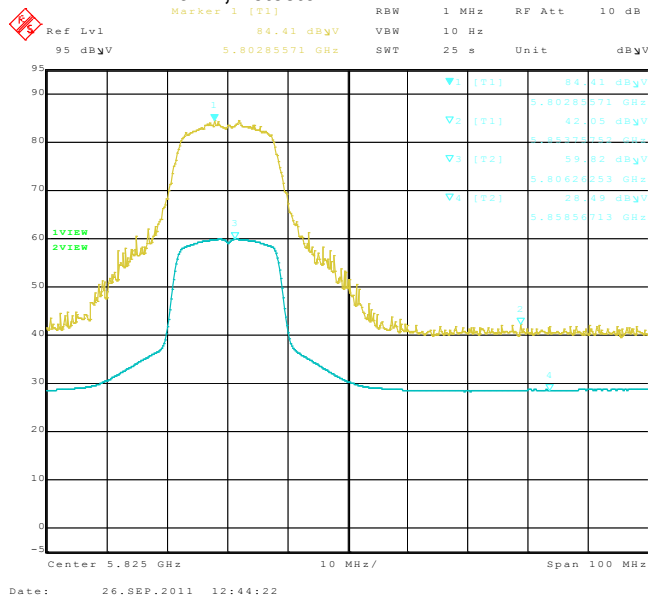
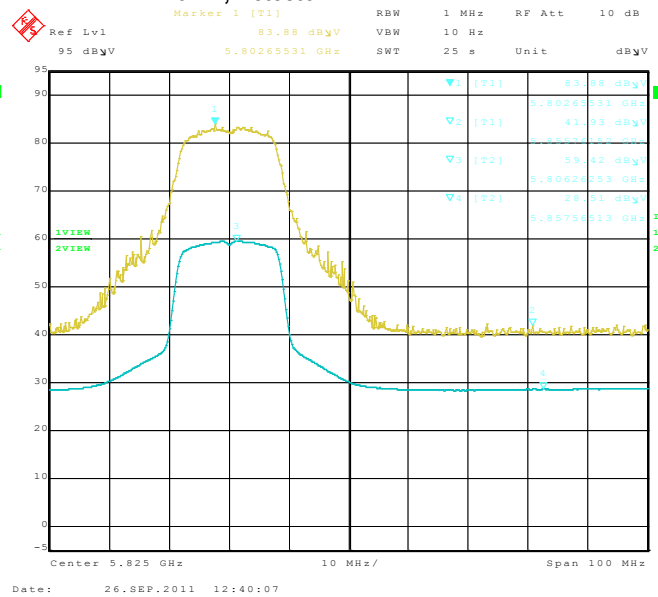




Figure 3-8: Band-Edge Compliance of RF Radiated Emission
 802.11a, Channel 161, 5805 MHz
 Pol: H, Detector: PK



	EMI Test Report for the BlackBerry® smartphone Model REC71UW, RED71UW APPENDIX 4	
Test Report No. RTS-5385-1108-55A	Dates of Test July 28 to August 19, 2011	FCC ID: L6AREC70UW IC: 2503A-REC70UW FCC ID: L6ARED70UW IC: 2503A-RED70UW

APPENDIX 4 – BLUETOOTH CONDUCTED EMISSIONS TEST DATA/PLOTS

	EMI Test Report for the BlackBerry® smartphone Model REC71UW, RED71UW	
	APPENDIX 4	
Test Report No. RTS-5385-1108-55A	Dates of Test July 28 to August 19, 2011	FCC ID: L6AREC70UW IC: 2503A-REC70UW FCC ID: L6ARED70UW IC: 2503A-RED70UW

Bluetooth RF Conducted Emission Test Results

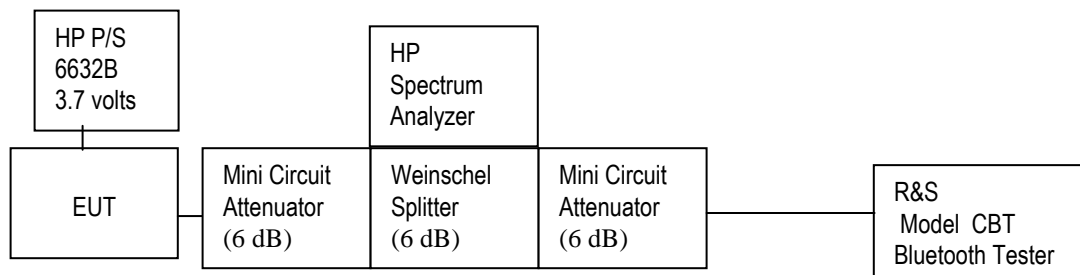
The following test configurations were measured for model REC71UW:

Bluetooth power output from BlackBerry® smartphone was at maximum for all the recorded measurements shown below.

The measurements were performed by Kevin Guo.


Date of test: August 16, 2011

Test Setup Diagram



A reference offset of 12.4 dB was applied to the spectrum analyzer reference level for the attenuators and coaxial cable loss in the test circuit.

The environmental test conditions were: Temperature: 24 °C
Relative Humidity: 42 %

		EMI Test Report for the BlackBerry® smartphone Model REC71UW, RED71UW APPENDIX 4
Test Report No. RTS-5385-1108-55A	Dates of Test July 28 to August 19, 2011	FCC ID: L6AREC70UW IC: 2503A-REC70UW FCC ID: L6ARED70UW IC: 2503A-RED70UW

Bluetooth RF Conducted Emission Test Results cont'd

20 dB Bandwidth

The EUT met the requirements of the 20 dB bandwidth as per 47 CFR 15.247(a) and RSS-210. Low channel (0), middle channel (39) and high channel (78) were measured. Bluetooth was operating in single frequency mode.

Using pattern type “Static PBRs” and packet type “DH5” during the measurements.

Bluetooth Channel	Limit (MHz)	Measured Level (MHz)
0	≤1.0	0.927
39	≤1.0	0.920
78	≤1.0	0.927

See figures 4-1 to 4-3 for the plots of the 20 dB bandwidth measurements.

Figure 4-1: 20 dB Bandwidth

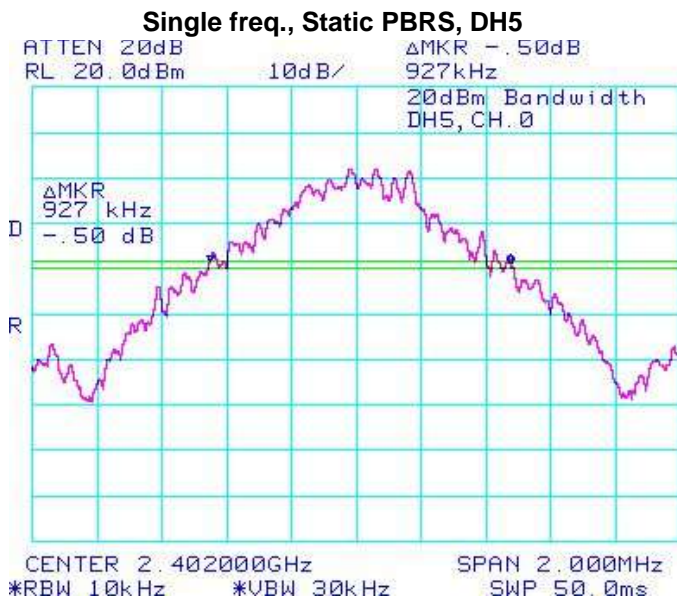
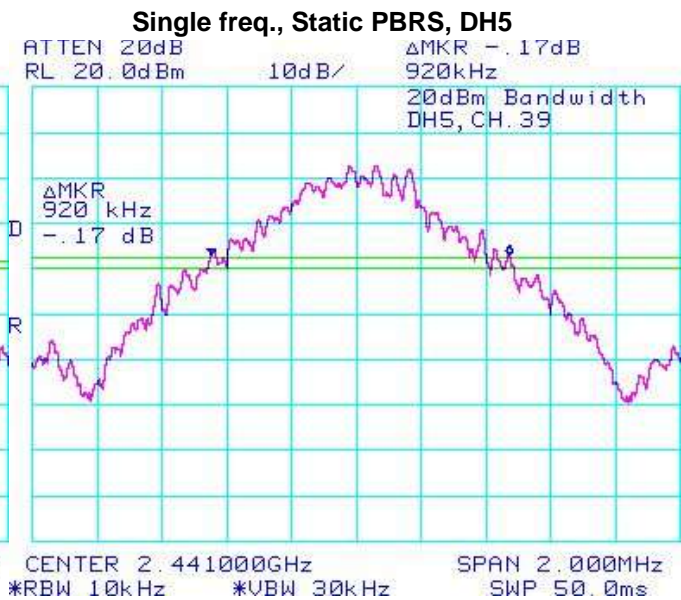


Figure 4-2: 20 dB Bandwidth



Bluetooth RF Conducted Emission Test Results cont'd

Figure 4-4: 20 dB Bandwidth

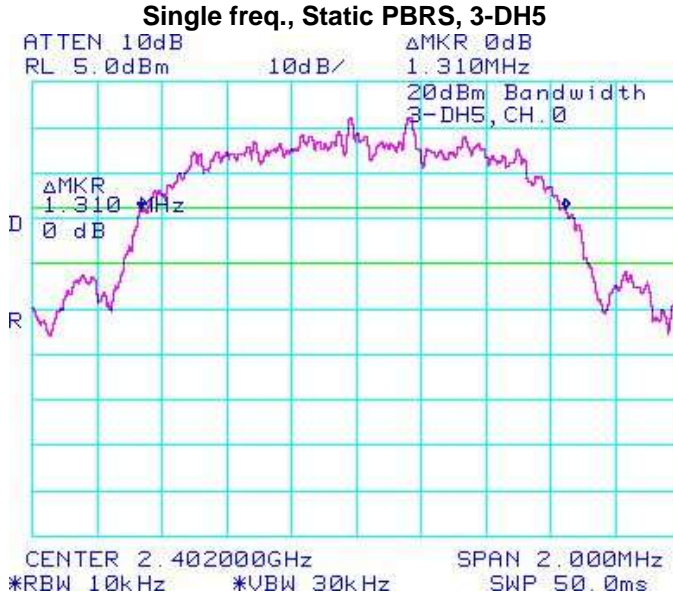


Figure 4-5: 20 dB Bandwidth

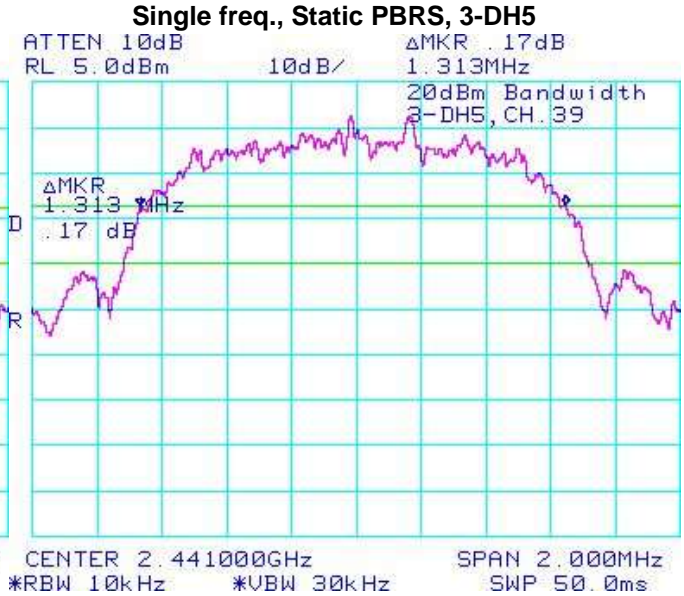
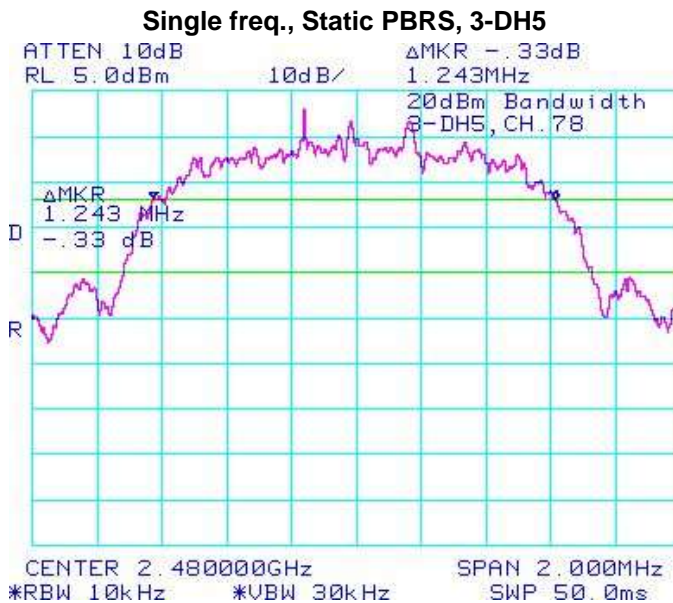



Figure 4-6: 20 dB Bandwidth



	EMI Test Report for the BlackBerry® smartphone Model REC71UW, RED71UW APPENDIX 4	
Test Report No. RTS-5385-1108-55A	Dates of Test July 28 to August 19, 2011	FCC ID: L6AREC70UW IC: 2503A-REC70UW FCC ID: L6ARED70UW IC: 2503A-RED70UW

Bluetooth RF Conducted Emission Test Results cont'd

Carrier Frequency Separation

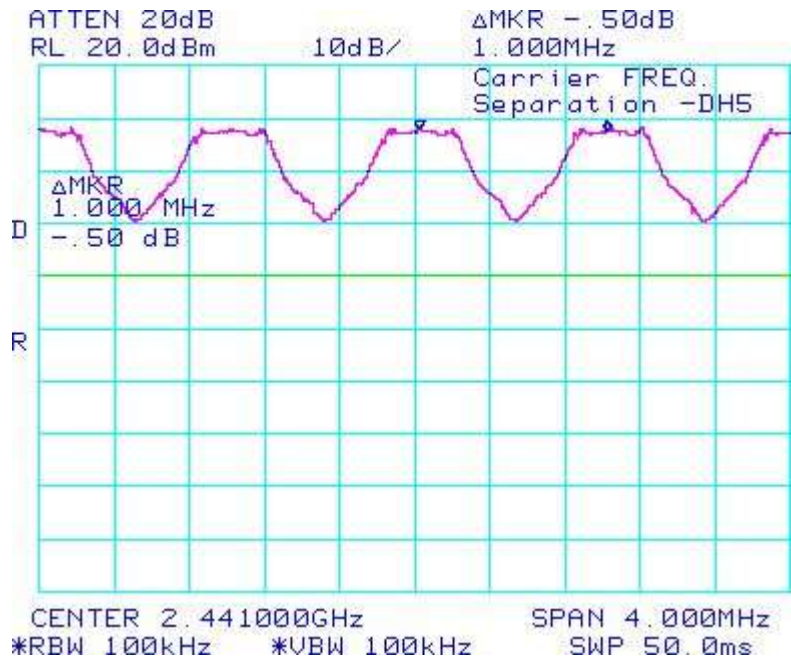
The EUT met the requirements of the Carrier Frequency Separation as per 47 CFR 15.247(a) and RSS-210. Channel 38 to 39 was measured. Bluetooth was operating in frequency hopping (Euro/US) mode.


Using pattern type “Static PBRS” and packet type “DH5” during the measurements.

Bluetooth Channels	Limit (MHz)	Measured Level (MHz)
38 to 39	≥ 0.025 or 20 dB bandwidth	1.000

See figure 4-7 for the plot of the Carrier Frequency Separation measurement.

Figure 4-7: Carrier Frequency Separation, Freq. Hopping, Static PBRS, DH5, Channels 38 to 39



	EMI Test Report for the BlackBerry® smartphone Model REC71UW, RED71UW APPENDIX 4	
Test Report No. RTS-5385-1108-55A	Dates of Test July 28 to August 19, 2011	FCC ID: L6AREC70UW IC: 2503A-REC70UW FCC ID: L6ARED70UW IC: 2503A-RED70UW

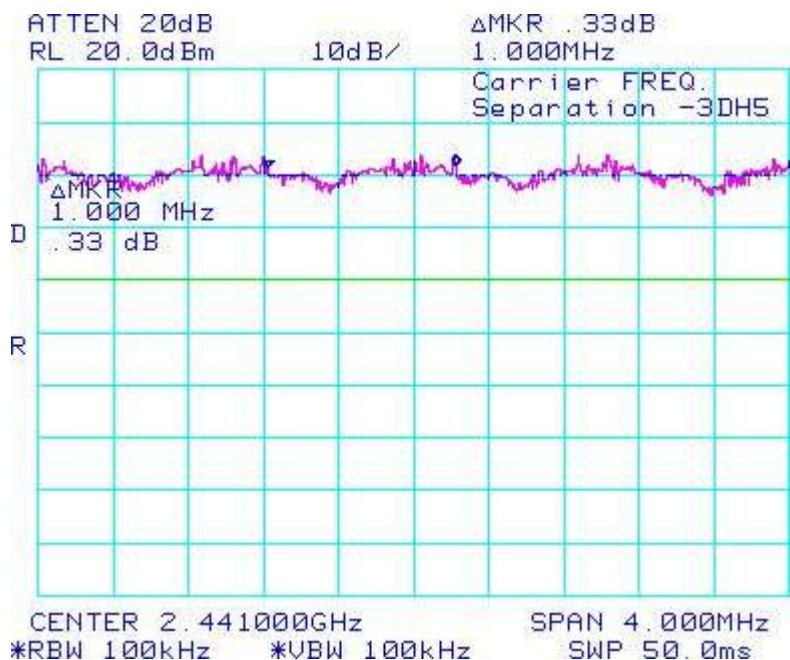
Bluetooth RF Conducted Emission Test Results cont'd


Using Pattern type “Static PBRS” and packet type “3-DH5” during the measurements.

Bluetooth Channels	Limit (MHz)	Measured Level (MHz)
38 to 39	≥ 0.025 or 20 dB bandwidth	1.000

See figure 4-8 for the plot of the Carrier Frequency Separation measurement.

Figure 4-8: Carrier Frequency Separation, Freq. Hopping, Static PBRS, 3-DH5, Channels 38 to 39



	EMI Test Report for the BlackBerry® smartphone Model REC71UW, RED71UW	
	APPENDIX 4	
Test Report No. RTS-5385-1108-55A	Dates of Test July 28 to August 19, 2011	FCC ID: L6AREC70UW IC: 2503A-REC70UW FCC ID: L6ARED70UW IC: 2503A-RED70UW

Bluetooth RF Conducted Emission Test Results cont'd

Number of Hopping Frequencies

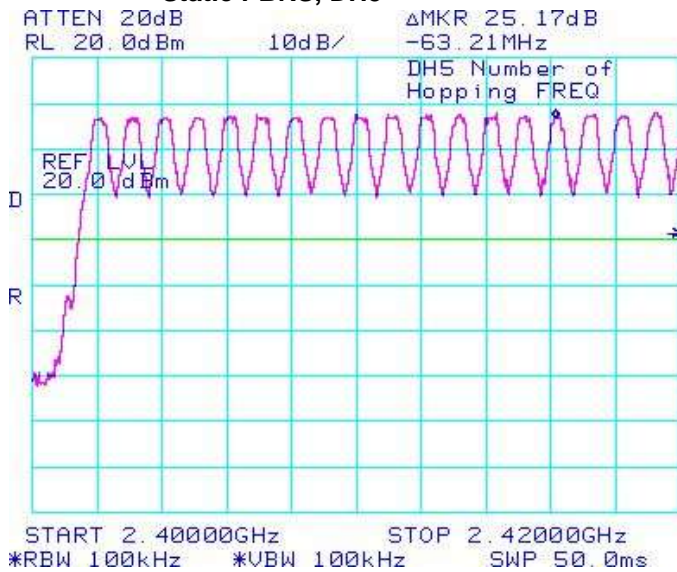
The EUT met the requirements of the number of hopping frequencies as per 47 CFR 15.247(a) and RSS-210. Bluetooth was operating in frequency hopping (Euro/US) mode.

Using pattern type “Static PBRS” and packet type “DH5” during the measurements.

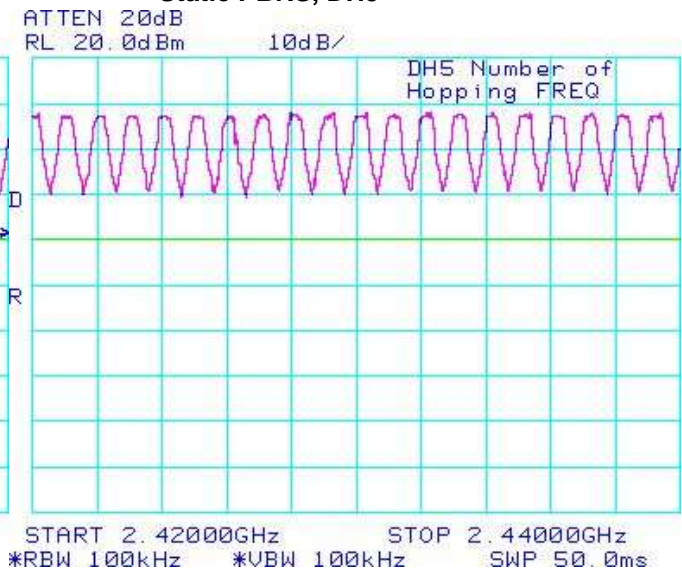
Limit (CH)	Number of Hopping Frequencies (CH)
≥75	79


See figures 4-9 to 4-12 for the plots of the number of hopping frequencies.

**Figure 4-9: Number of Hopping Frequencies
Static PBRS, DH5**



**Figure 4-10: Number of Hopping Frequencies
Static PBRS, DH5**



	EMI Test Report for the BlackBerry® smartphone Model REC71UW, RED71UW	
	APPENDIX 4	
Test Report No. RTS-5385-1108-55A	Dates of Test July 28 to August 19, 2011	FCC ID: L6AREC70UW IC: 2503A-REC70UW FCC ID: L6ARED70UW IC: 2503A-RED70UW

Bluetooth RF Conducted Emission Test Results cont'd

Figure 4-11: Number of Hopping Frequencies

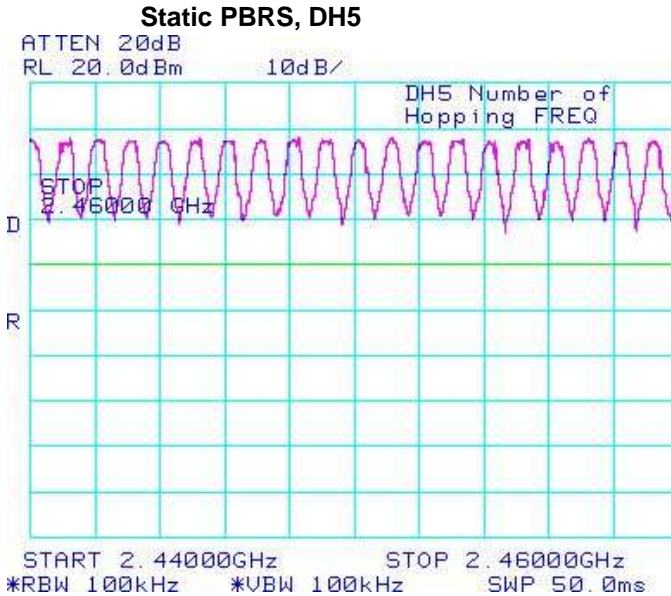
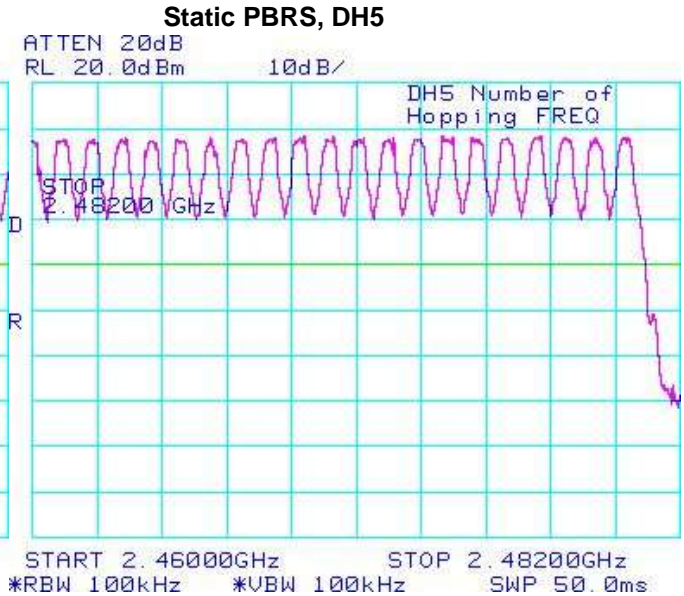


Figure 4-12: Number of Hopping Frequencies




Time of Occupancy (Dwell Time)

The EUT met the requirements of the time of occupancy (dwell time) as per 47 CFR 15.247(a) and RSS-210. Low channel (0), middle channel (39) and high channel (78) were measured in packet types DH1, DH3 and DH5. Bluetooth was operating in frequency hopping (Euro/US) mode during the measurements. The frequency hopping is 1600 hops per second for a dwell time of 625 µsec for 79 channels.

A DH1 packet needs one time slot for transmitting and one time slot for receiving. The frequency hopping is 800 hops per second with 79 channels which is 10.127 times per second. As per 15.247(a) (iii) "The average time of occupancy on any channel shall not be greater than 0.4 seconds within a period of 0.4 seconds multiplied by the number of hopping channels employed". Therefore for 31.6 seconds (79x0.4) there are 320.0 times of appearance.

A DH3 packet needs one time slot for transmitting and one time slot for receiving. The frequency hopping is 400 hops per second with 79 channels which is 5.06 times per second. Therefore for 31.6 seconds there are 159.9 times of appearance.

A DH5 packet needs one time slot for transmitting and one time slot for receiving. The frequency hopping is 266.7 hops per second with 79 channels which is 3.38 times per second. Therefore for 31.6 seconds there are 106.8 times of appearance.

	EMI Test Report for the BlackBerry® smartphone Model REC71UW, RED71UW	
	APPENDIX 4	
Test Report No. RTS-5385-1108-55A	Dates of Test July 28 to August 19, 2011	FCC ID: L6AREC70UW IC: 2503A-REC70UW FCC ID: L6ARED70UW IC: 2503A-RED70UW

Bluetooth RF Conducted Emission Test Results cont'd

Bluetooth Channel	Mode	Tx Time (ms)	Dwell Time/31.6 sec. (msec.)	Limit (msec.)	Margin (msec.)
0	DH1	0.4070	0.4070 x 320.0 = 130.24	400	269.76
39	DH1	0.4125	0.4125 x 320.0 = 132.00	400	268.00
78	DH1	0.4015	0.4015 x 320.0 = 128.48	400	271.52
0	DH3	1.6650	1.6650 x 159.9 = 266.23	400	133.77
39	DH3	1.6650	1.6650 x 159.9 = 266.23	400	133.77
78	DH3	1.6650	1.6650 x 159.9 = 266.23	400	133.77
0	DH5	2.9100	2.9100 x 106.8 = 310.79	400	89.21
39	DH5	2.9100	2.9100 x 106.8 = 310.79	400	89.21
78	DH5	2.9200	2.9200 x 106.8 = 311.86	400	88.14

See figures 4-13 to 4-21 for the plots of the dwell time.

Bluetooth RF Conducted Emission Test Results cont'd

Figure 4-13: Time of Occupancy (Dwell Time)
Freq. Hopping, Static PBRs, DH1

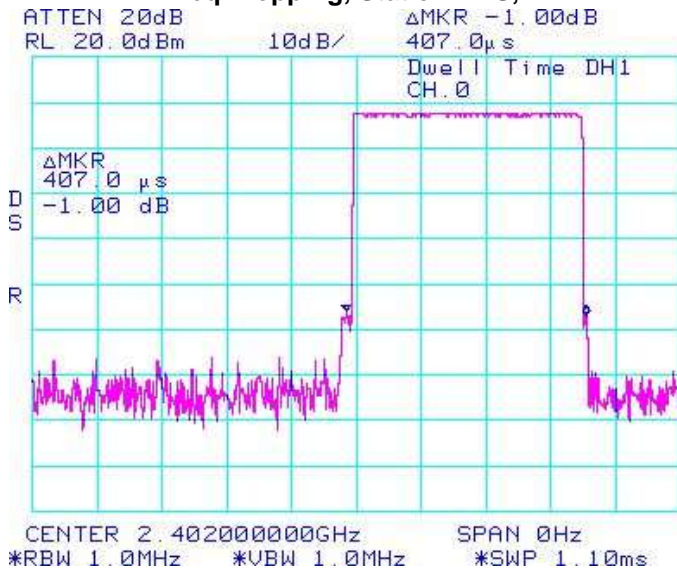
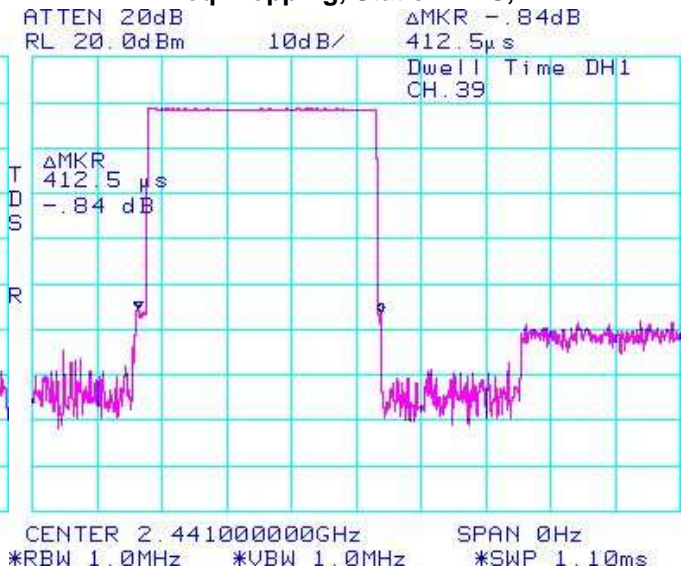


Figure 4-14: Time of Occupancy (Dwell Time)
Freq. Hopping, Static PBRs, DH1



Bluetooth RF Conducted Emission Test Results cont'd

Figure 4-15: Time of Occupancy (Dwell Time)
 Freq. Hopping, Static PBRs, DH1

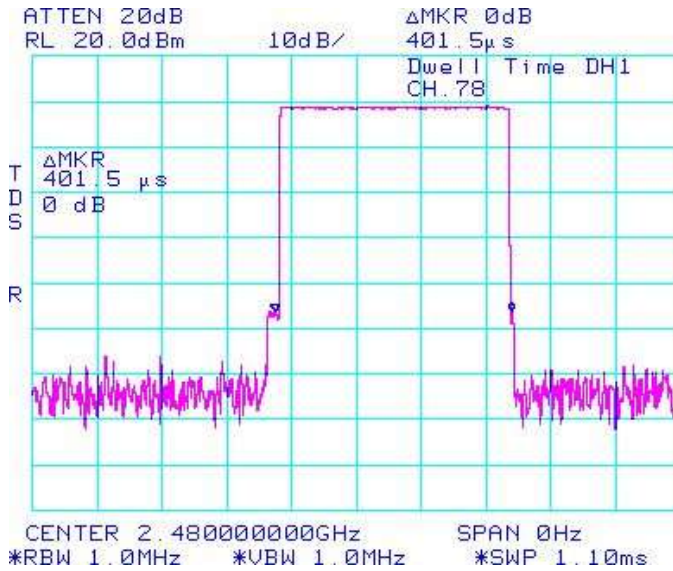


Figure 4-16: Time of Occupancy (Dwell Time)
 Freq. Hopping, Static PBRs, DH3

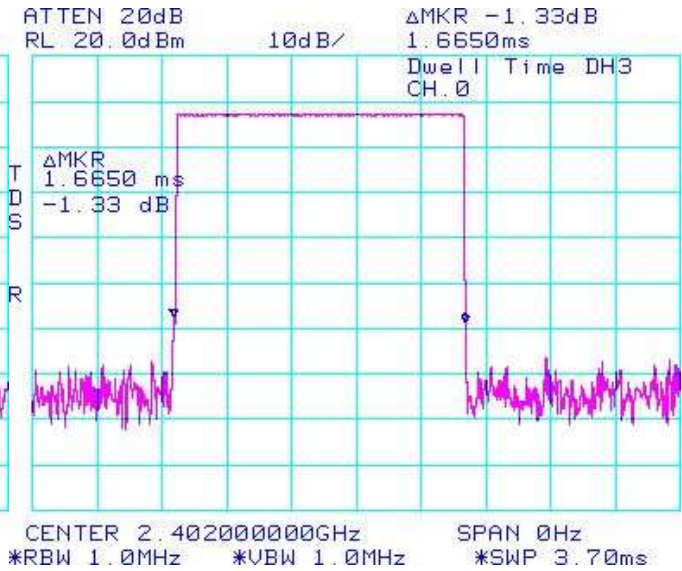


Figure 4-17: Time of Occupancy (Dwell Time)
 Freq. Hopping, Static PBRs, DH3

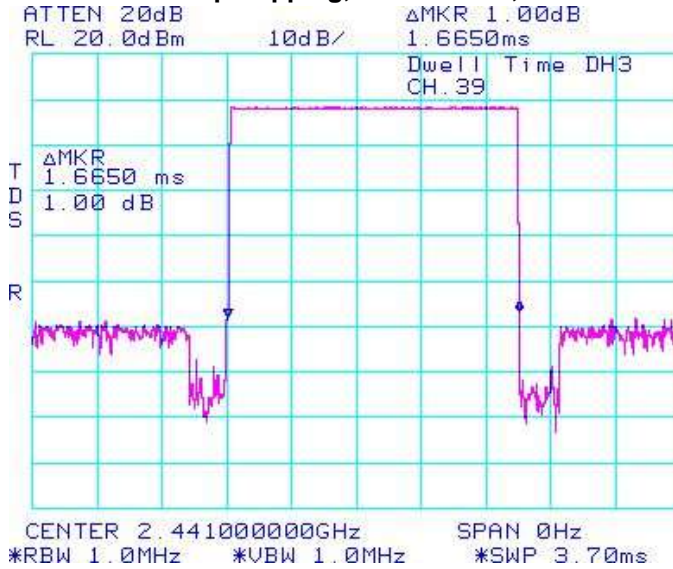
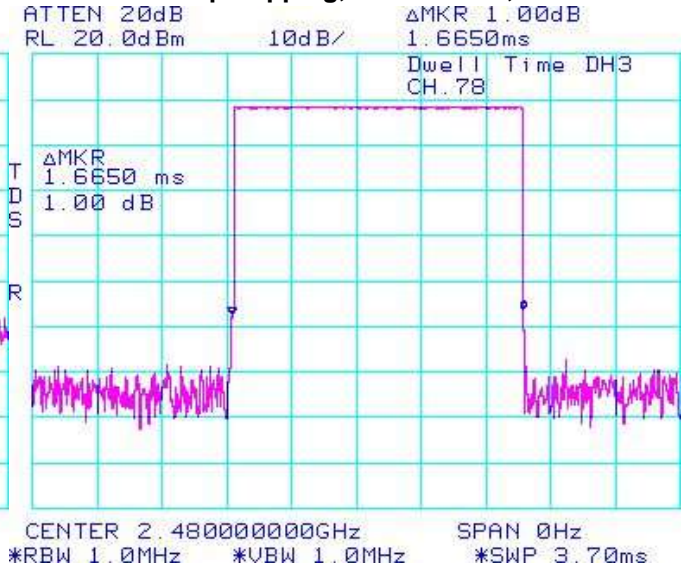



Figure 4-18 : Time of Occupancy (Dwell Time)
 Freq. Hopping, Static PBRs, DH3



	EMI Test Report for the BlackBerry® smartphone Model REC71UW, RED71UW	
	APPENDIX 4	
Test Report No. RTS-5385-1108-55A	Dates of Test July 28 to August 19, 2011	FCC ID: L6AREC70UW IC: 2503A-REC70UW FCC ID: L6ARED70UW IC: 2503A-RED70UW

Bluetooth RF Conducted Emission Test Results cont'd

Figure 4-19: Time of Occupancy (Dwell Time)

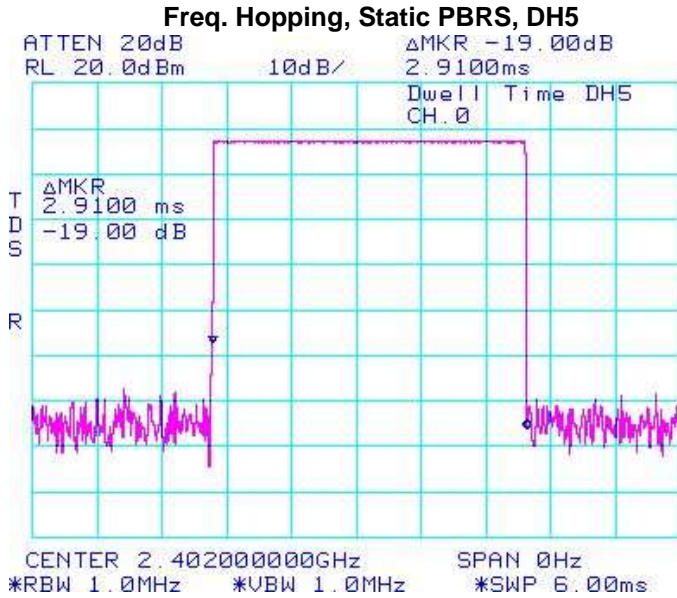


Figure 4-20: Time of Occupancy (Dwell Time)

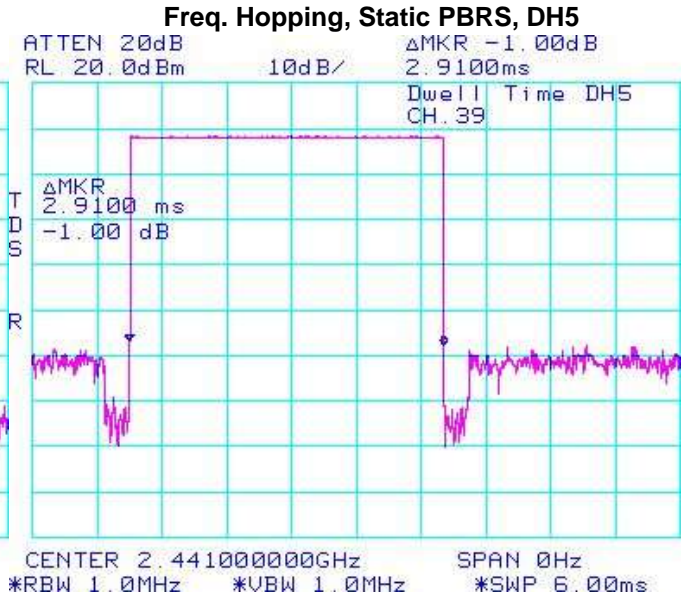
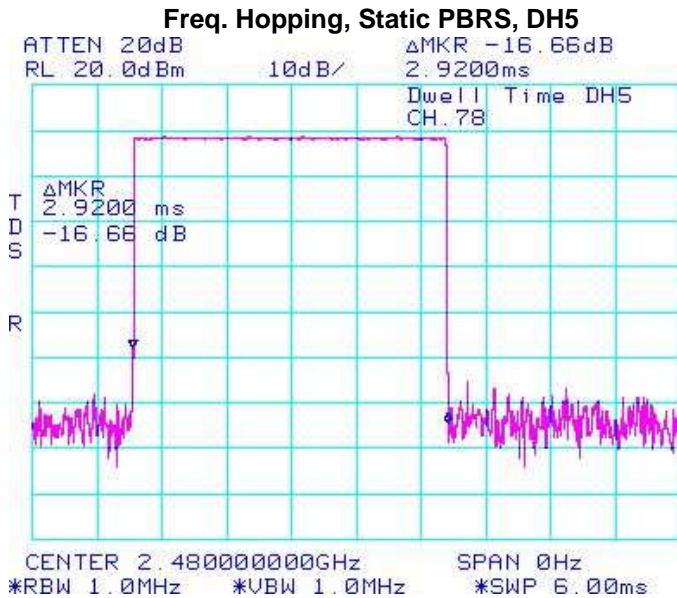



Figure 4-21: Time of Occupancy (Dwell Time)



	EMI Test Report for the BlackBerry® smartphone Model REC71UW, RED71UW	
	APPENDIX 4	
Test Report No. RTS-5385-1108-55A	Dates of Test July 28 to August 19, 2011	FCC ID: L6AREC70UW IC: 2503A-REC70UW FCC ID: L6ARED70UW IC: 2503A-RED70UW

Bluetooth RF Conducted Emission Test Results cont'd

Maximum Peak Conducted Output Power

The EUT met the requirements of the maximum peak conducted output power of class 1 as per 47 CFR 15.247(b) and RSS-210. Low channel (0), middle channel (39) and high channel (78) were measured. Bluetooth was operating in single frequency mode during the measurements. A reference offset of 12.4 dB was applied to the spectrum analyzer reference level for the coaxial cable loss and attenuators in the test circuit.

Using pattern type "Static PBRs" and packet type "DH5" during the measurements.

Bluetooth Channel	Measured Level (dBm)	Measured Level (W)	Class 1 Limit (dBm)
0	6.67	0.00465	0.0 to 20.0
39	8.33	0.00681	0.0 to 20.0
78	8.50	0.00708	0.0 to 20.0

See figures 4-22 to 4-24 for the plots of the maximum peak conducted output power.

Figure 4-22: Max. Peak Conducted Output Power
Single Freq., Static PBRs, DH5

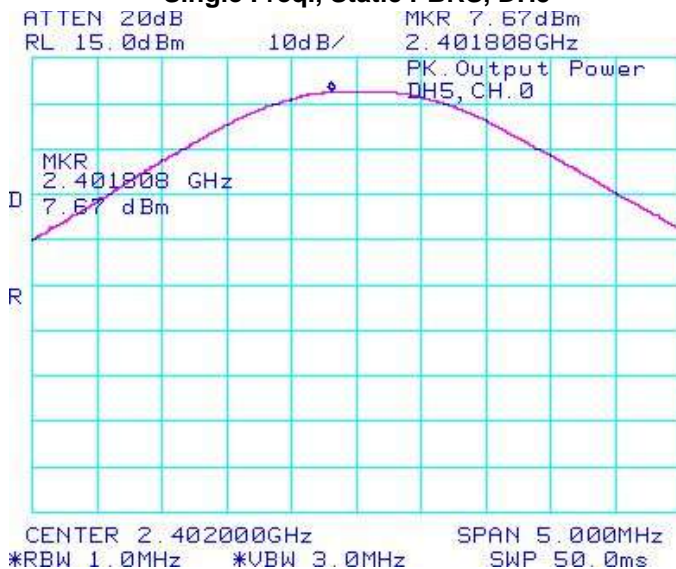
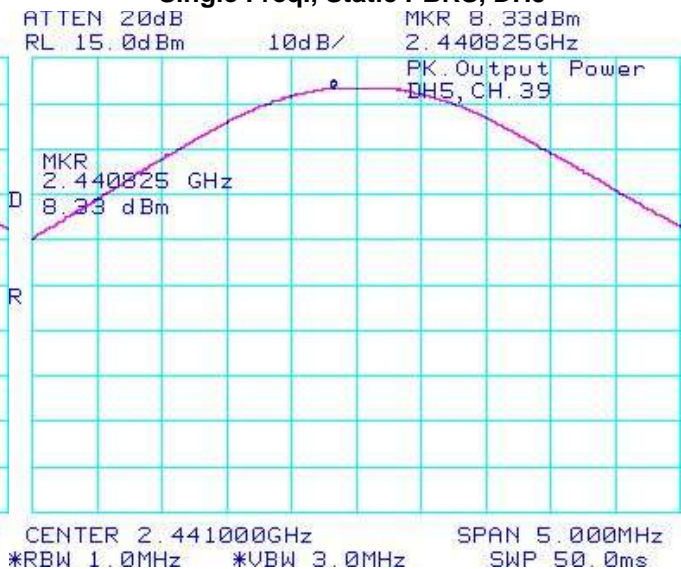



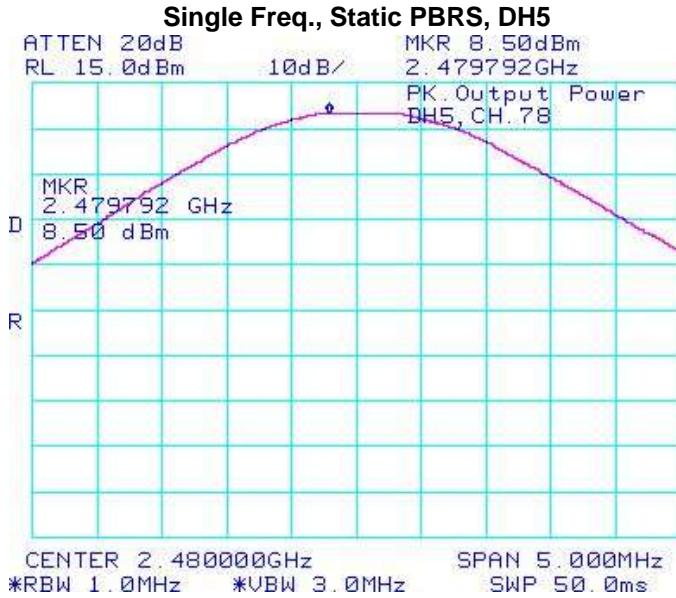
Figure 4-23: Max. Peak Conducted Output Power
Single Freq., Static PBRs, DH5



	EMI Test Report for the BlackBerry® smartphone Model REC71UW, RED71UW	
	APPENDIX 4	
Test Report No. RTS-5385-1108-55A	Dates of Test July 28 to August 19, 2011	FCC ID: L6AREC70UW IC: 2503A-REC70UW FCC ID: L6ARED70UW IC: 2503A-RED70UW

Bluetooth RF Conducted Emission Test Results cont'd


Figure 4-24: Max. Peak Conducted Output Power



Using Pattern type “Static PBRs” and packet type “3-DH5” during the measurements.

Bluetooth Channel	Measured Level (dBm)	Measured Level (W)	Class 1 Limit (dBm)
0	5.33	0.00341	0.0 to 20.0
39	6.00	0.00398	0.0 to 20.0
78	6.17	0.00414	0.0 to 20.0

See figures 4-25 to 4-27 for the plots of the maximum peak conducted output power.

	EMI Test Report for the BlackBerry® smartphone Model REC71UW, RED71UW APPENDIX 4	
	Test Report No. RTS-5385-1108-55A	Dates of Test July 28 to August 19, 2011

Bluetooth RF Conducted Emission Test Results cont'd

Figure 4-25: Max. Peak Conducted Output Power
Single Freq., Static PBRs, 3-DH5

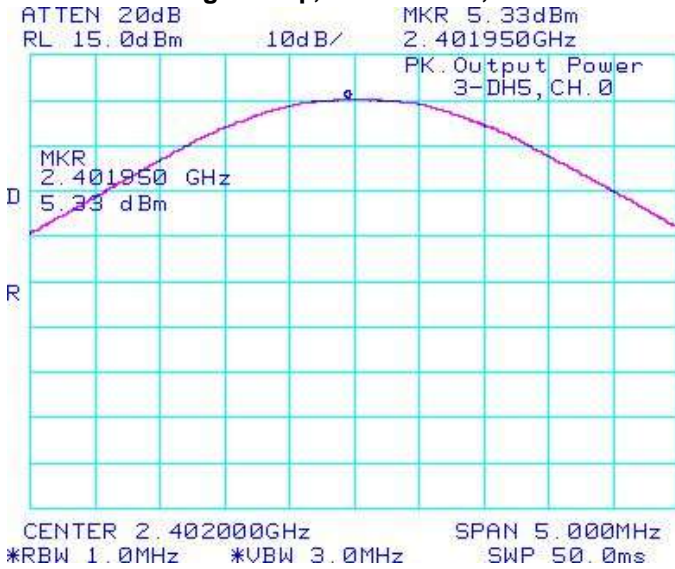


Figure 4-26: Max. Peak Conducted Output Power
Single Freq., Static PBRs, 3-DH5

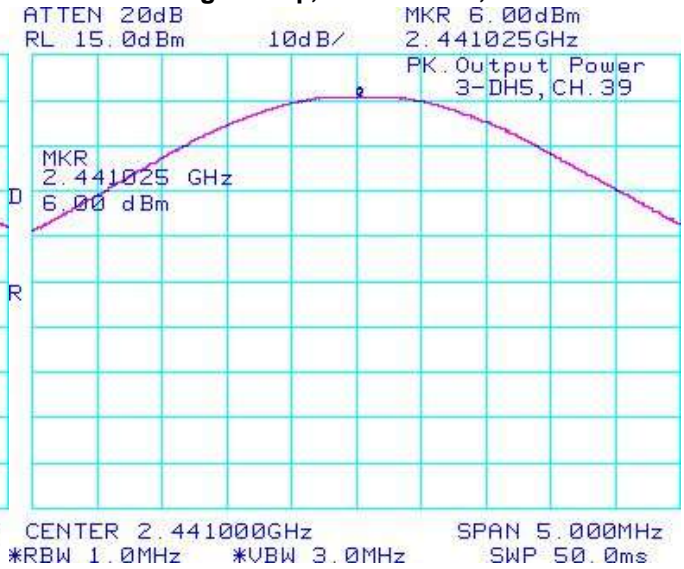
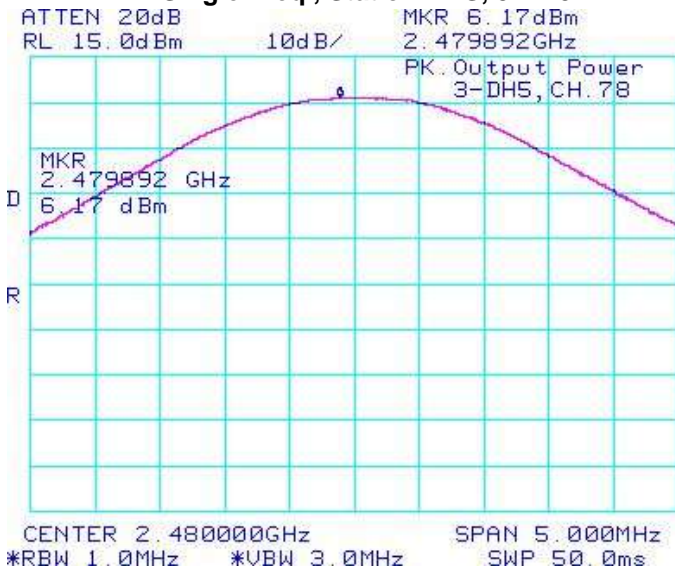



Figure 4-27: Max. Peak Conducted Output Power
Single Freq., Static PBRs, 3-DH5



		EMI Test Report for the BlackBerry® smartphone Model REC71UW, RED71UW APPENDIX 4	
Test Report No. RTS-5385-1108-55A	Dates of Test July 28 to August 19, 2011	FCC ID: L6AREC70UW IC: 2503A-REC70UW FCC ID: L6ARED70UW IC: 2503A-RED70UW	

Bluetooth RF Conducted Emission Test Results cont'd

Band Edge Compliance

The EUT met the requirements of the band edge compliance as per 47 CFR 15.247(c) and RSS-210. Low channel (0) and high channel (78) were measured. Bluetooth was operating in single frequency and hopping mode.

Using pattern type “Static PBRs” and packet type “DH5” during the measurements.

Bluetooth Channel	Operating Mode	Measured Level (dBc)	Limit (dBc)	Margin (dB)
0	Single Frequency	-39.17	-20	-19.17
78	Single Frequency	-38.50	-20	-18.50
0	Hopping	-38.67	-20	-18.67
78	Hopping	-40.00	-20	-20.00

See figures 4-28 to 4-31 for the plots of the band edge compliance measurements.

Figure 4-28: Band Edge Compliance

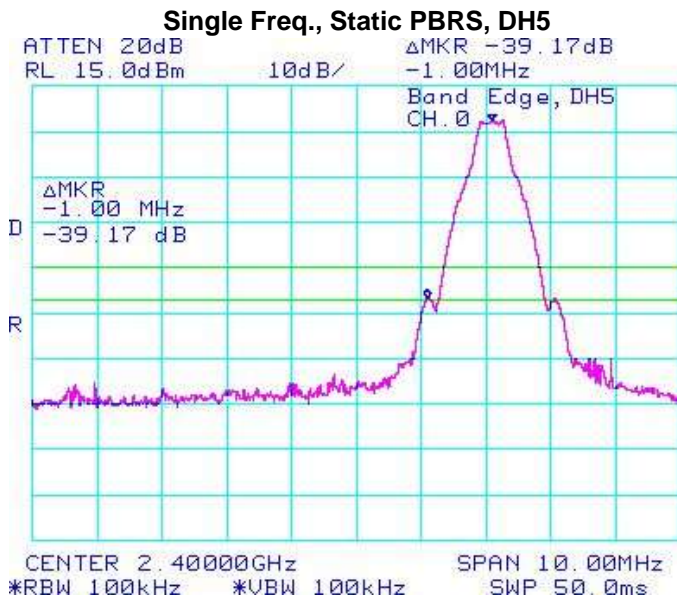
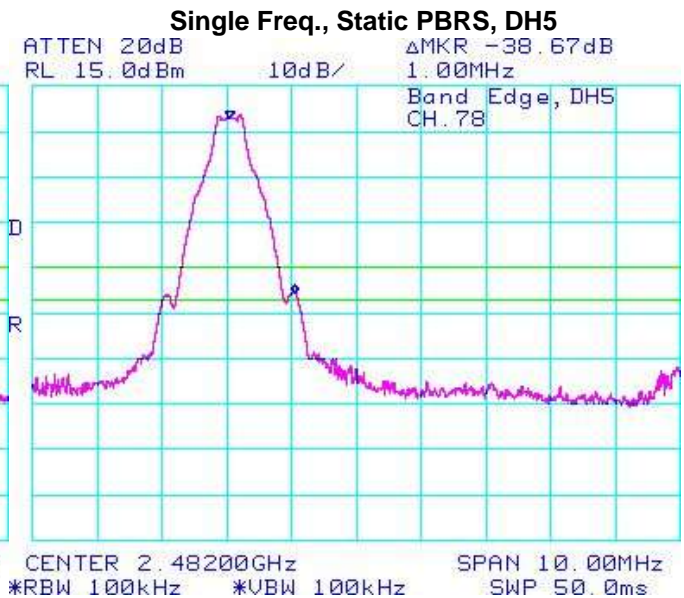



Figure 4-29: Band Edge Compliance



	EMI Test Report for the BlackBerry® smartphone Model REC71UW, RED71UW	
	APPENDIX 4	
Test Report No. RTS-5385-1108-55A	Dates of Test July 28 to August 19, 2011	FCC ID: L6AREC70UW IC: 2503A-REC70UW FCC ID: L6ARED70UW IC: 2503A-RED70UW

Bluetooth RF Conducted Emission Test Results cont'd

Figure 4-32: Band Edge Compliance

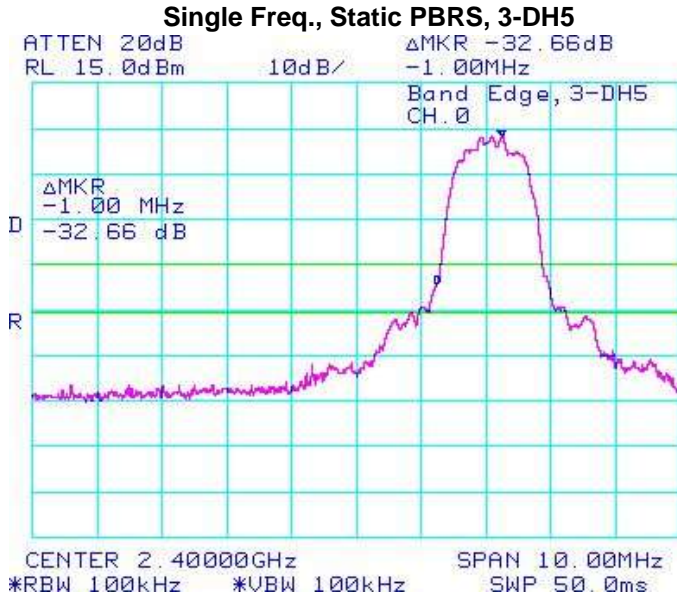


Figure 4-33: Band Edge Compliance

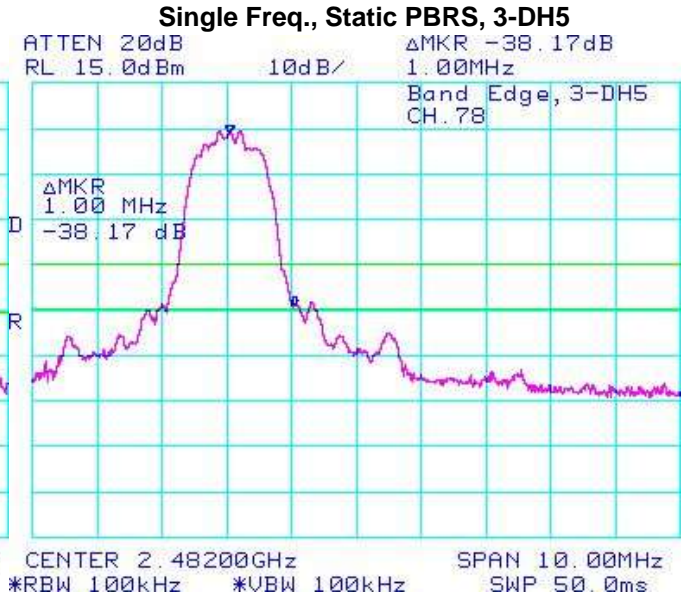


Figure 4-34: Band Edge Compliance

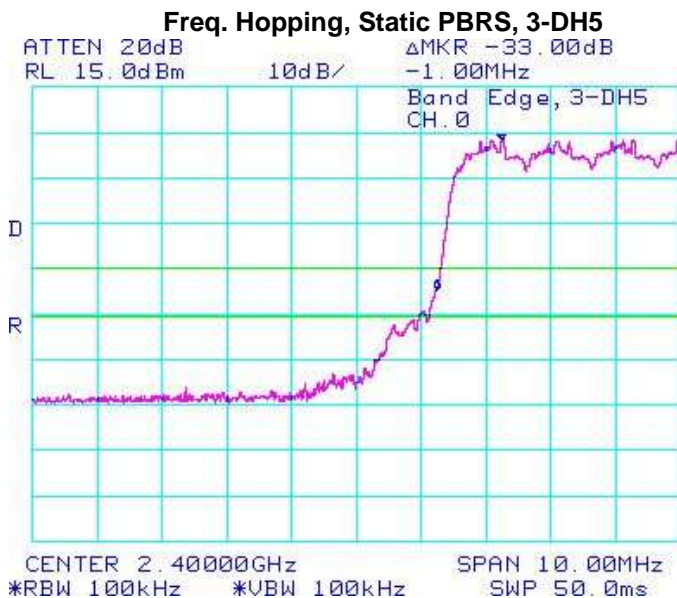
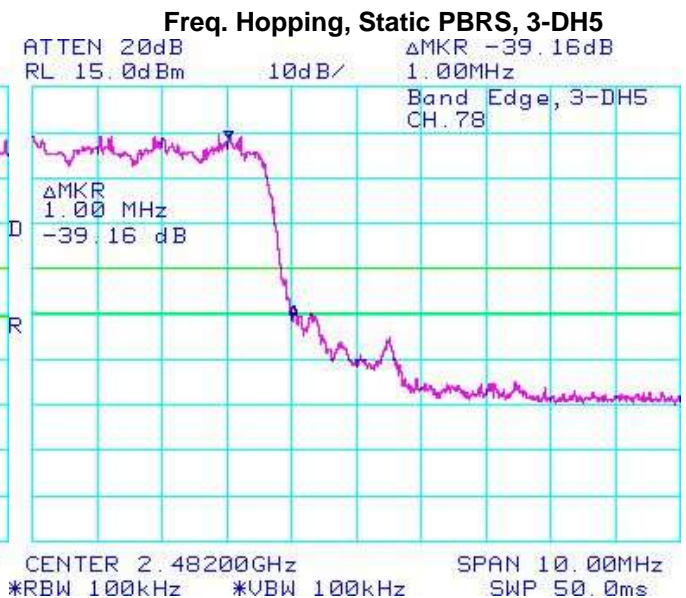



Figure 4-35: Band Edge Compliance



	EMI Test Report for the BlackBerry® smartphone Model REC71UW, RED71UW	
	APPENDIX 4	
Test Report No. RTS-5385-1108-55A	Dates of Test July 28 to August 19, 2011	FCC ID: L6AREC70UW IC: 2503A-REC70UW FCC ID: L6ARED70UW IC: 2503A-RED70UW

Bluetooth RF Conducted Emission Test Results cont'd

Spurious RF Conducted Emissions

The EUT met the requirements of the spurious RF conducted emissions as per 47 CFR 15.247(c) and RSS-210. Low channel (0), mid channel (39) and high channel (78) were measured. Bluetooth was operating in single frequency and hopping mode. A reference offset of 12.4 dB was applied to the spectrum analyzer reference level for the attenuators and coaxial cable loss in the test circuit.

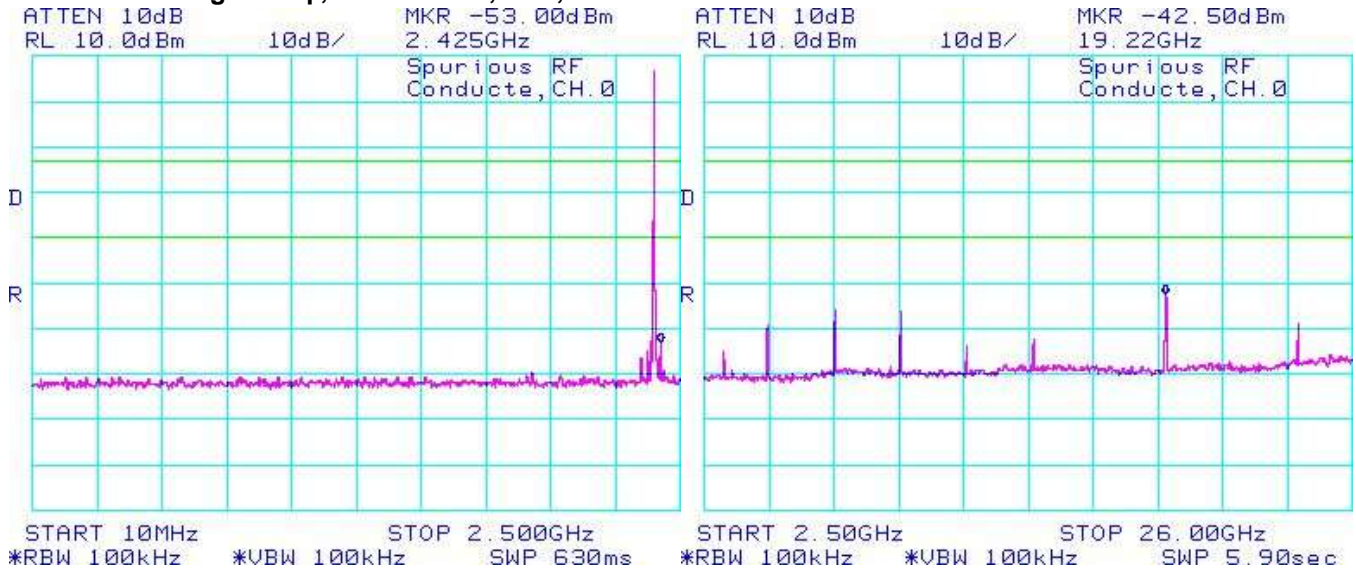
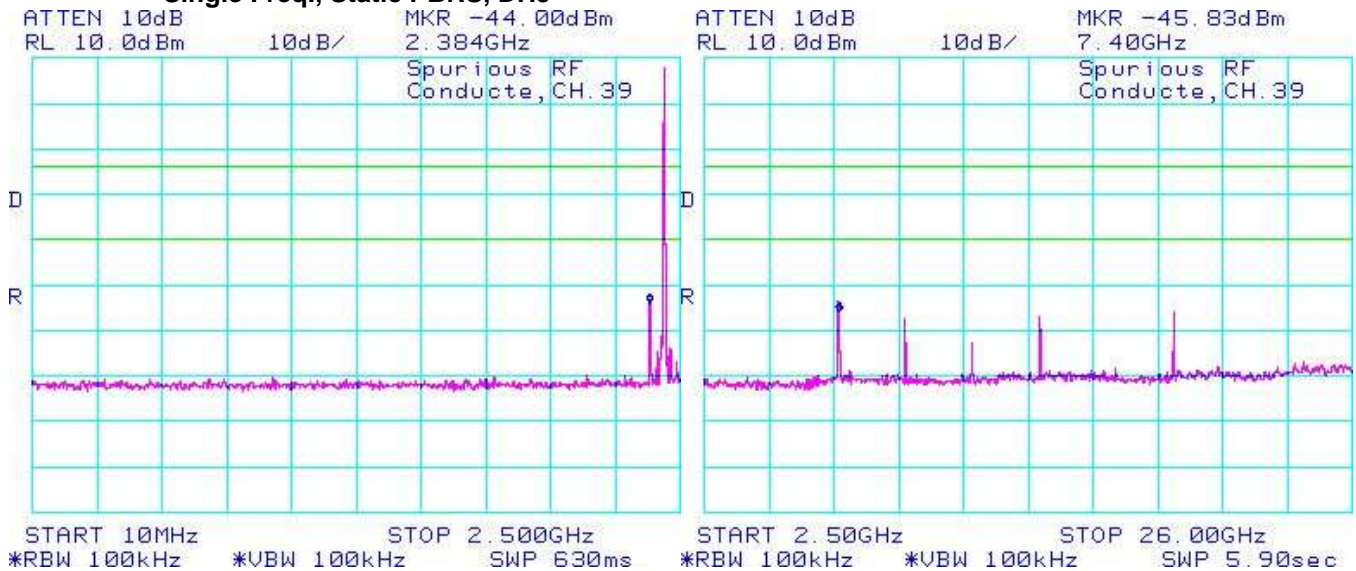
Using pattern type “Static PBRS” and packet type “DH5” during the measurements.


Bluetooth Channel	Channel Power (dBm)	Max. Measured Level (dBm)	Max. Measured Level from carrier (dBc)	Limit (dBc)
0	6.67	-42.50	-49.17	-20
39	8.33	-44.00	-52.33	-20
78	8.50	-43.50	-52.00	-20
Hopping mode	6.67	-44.83	-51.50	-20

See figures 4-36 to 4-39 for the plots of the spurious RF conducted emissions.

APPENDIX 4
Test Report No.
 RTS-5385-1108-55A

Dates of Test
 July 28 to August 19, 2011

FCC ID: L6AREC70UW IC: 2503A-REC70UW
FCC ID: L6ARED70UW IC: 2503A-RED70UW
Bluetooth RF Conducted Emission Test Results cont'd
Figure 4-36: Spurious RF Conducted Emissions
Single Freq., Static PBRs, DH5,

Figure 4-37: Spurious RF Conducted Emissions
Single Freq., Static PBRs, DH5


	EMI Test Report for the BlackBerry® smartphone Model REC71UW, RED71UW	
	APPENDIX 4	
Test Report No. RTS-5385-1108-55A	Dates of Test July 28 to August 19, 2011	FCC ID: L6AREC70UW IC: 2503A-REC70UW FCC ID: L6ARED70UW IC: 2503A-RED70UW

Bluetooth RF Conducted Emission Test Results cont'd

Figure 4-38: Spurious RF Conducted Emissions

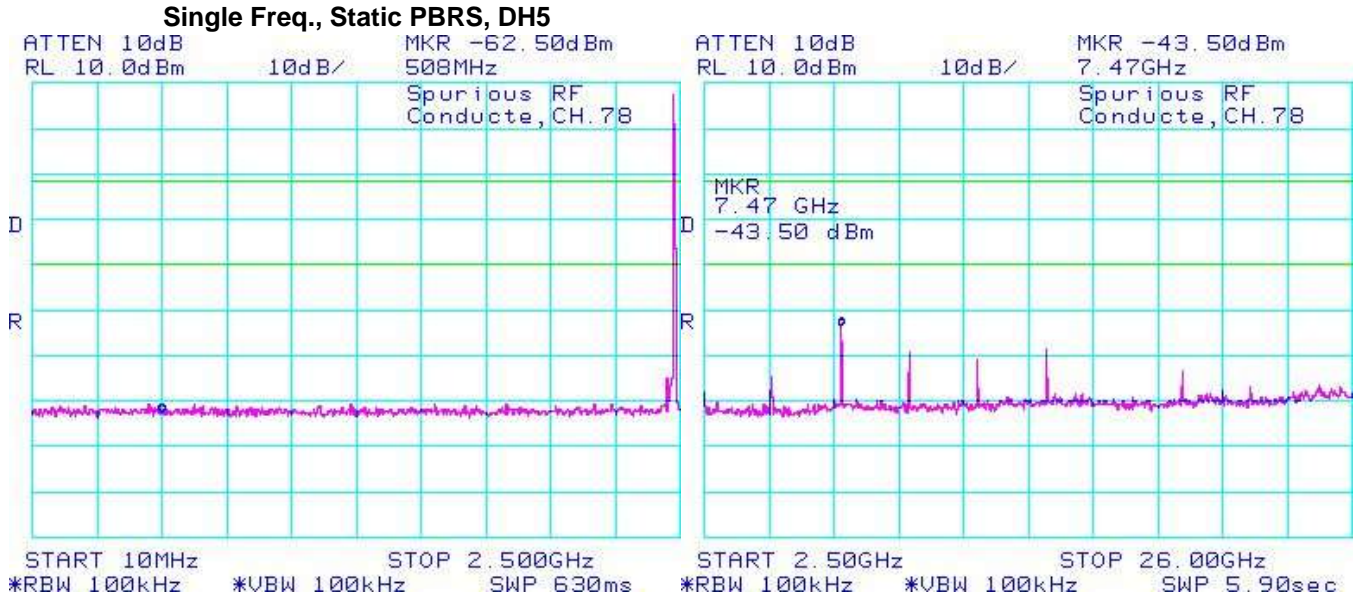
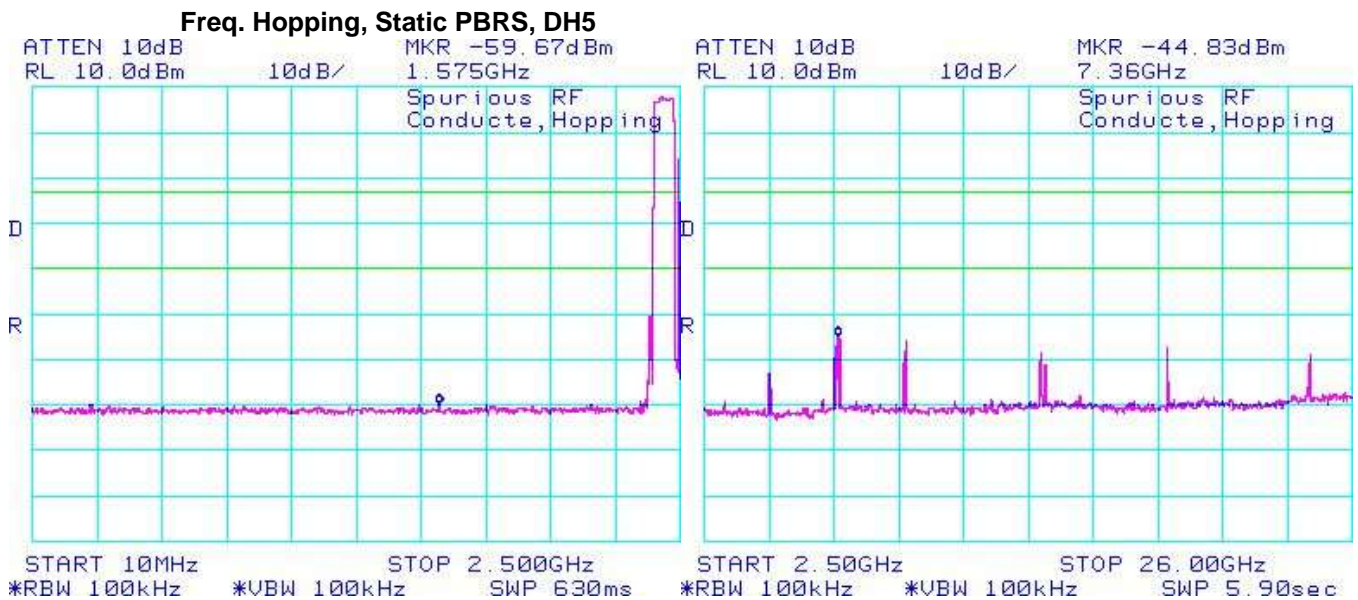



Figure 4-39: Spurious RF Conducted Emissions



	EMI Test Report for the BlackBerry® smartphone Model REC71UW, RED71UW	
	APPENDIX 4	
Test Report No. RTS-5385-1108-55A	Dates of Test July 28 to August 19, 2011	FCC ID: L6AREC70UW IC: 2503A-REC70UW FCC ID: L6ARED70UW IC: 2503A-RED70UW

Bluetooth RF Conducted Emission Test Results cont'd

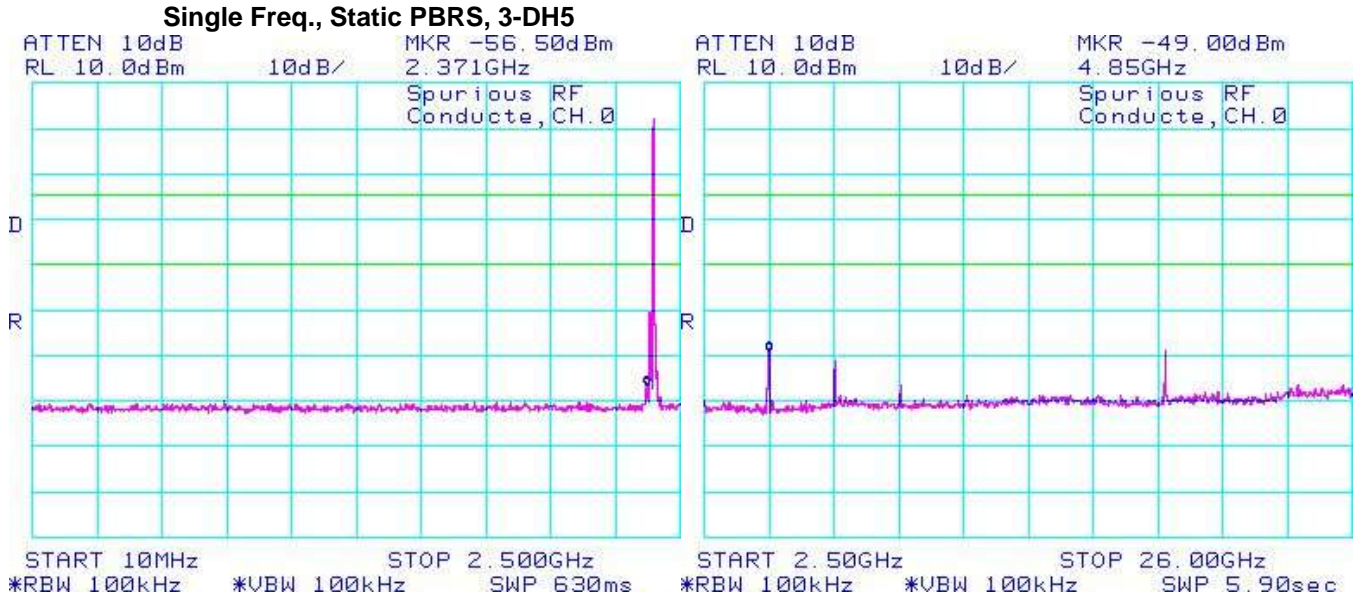
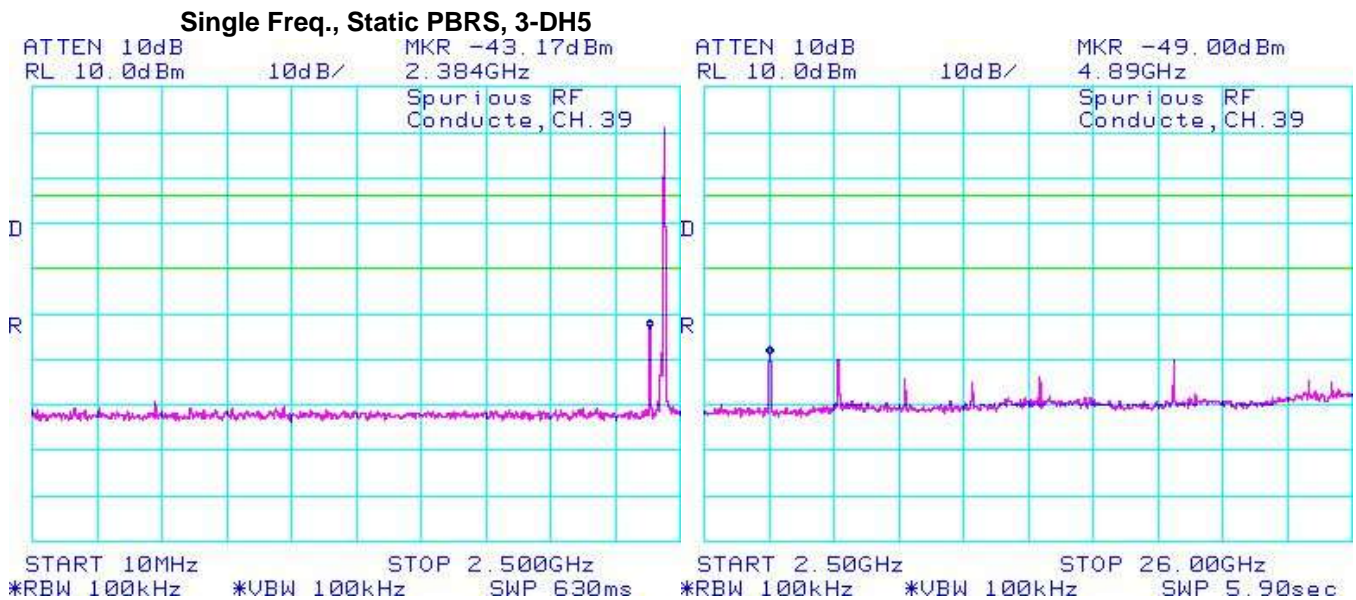
Using pattern type “Static PBRS” and packet type “3-DH5” during the measurements.


Bluetooth Channel	Channel Power (dBm)	Max. Measured Level (dBm)	Max. Measured Level from carrier (dBc)	Limit (dBc)
0	5.33	-49.00	-54.33	-20
39	6.00	-43.17	-49.17	-20
78	6.17	-41.33	-47.50	-20
Hopping mode	5.33	-49.83	-55.16	-20

See figures 4-40 to 4-43 for the plots of the spurious RF conducted emissions.

APPENDIX 4
Test Report No.
 RTS-5385-1108-55A

Dates of Test
 July 28 to August 19, 2011

FCC ID: L6AREC70UW IC: 2503A-REC70UW
FCC ID: L6ARED70UW IC: 2503A-RED70UW
Bluetooth RF Conducted Emission Test Results cont'd
Figure 4-40 : Spurious RF Conducted Emissions

Figure 4-41: Spurious RF Conducted Emissions


	EMI Test Report for the BlackBerry® smartphone Model REC71UW, RED71UW	
	APPENDIX 4	
Test Report No. RTS-5385-1108-55A	Dates of Test July 28 to August 19, 2011	FCC ID: L6AREC70UW IC: 2503A-REC70UW FCC ID: L6ARED70UW IC: 2503A-RED70UW

Bluetooth RF Conducted Emission Test Results cont'd

Figure 4-42: Spurious RF Conducted Emissions

Single Freq., Static PBRs, 3-DH5

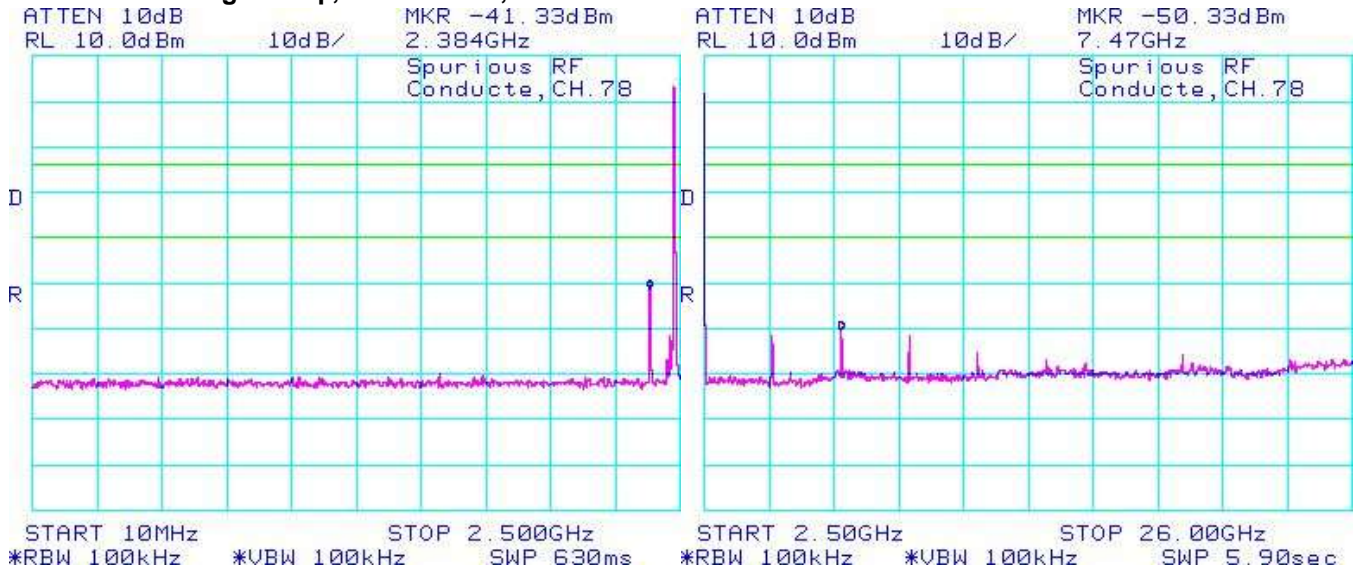
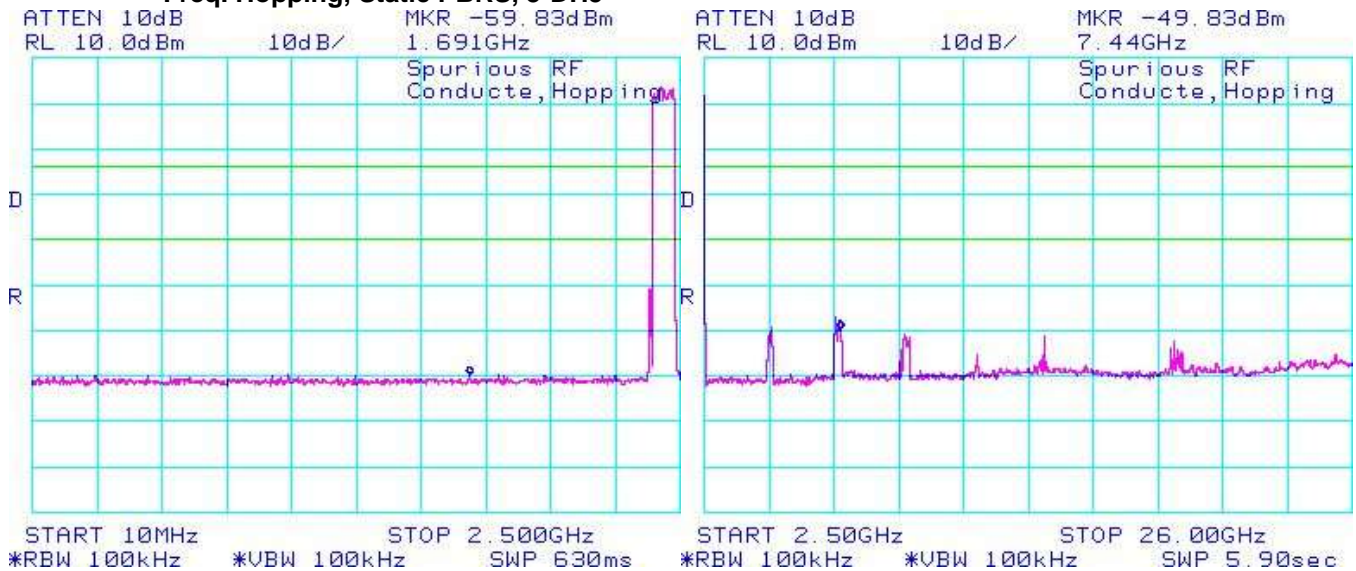




Figure 4-43 : Spurious RF Conducted Emissions

Freq. Hopping, Static PBRs, 3-DH5



	EMI Test Report for the BlackBerry® smartphone Model REC71UW, RED71UW APPENDIX 5	
Test Report No. RTS-5385-1108-55A	Dates of Test July 28 to August 19, 2011	FCC ID: L6AREC70UW IC: 2503A-REC70UW FCC ID: L6ARED70UW IC: 2503A-RED70UW

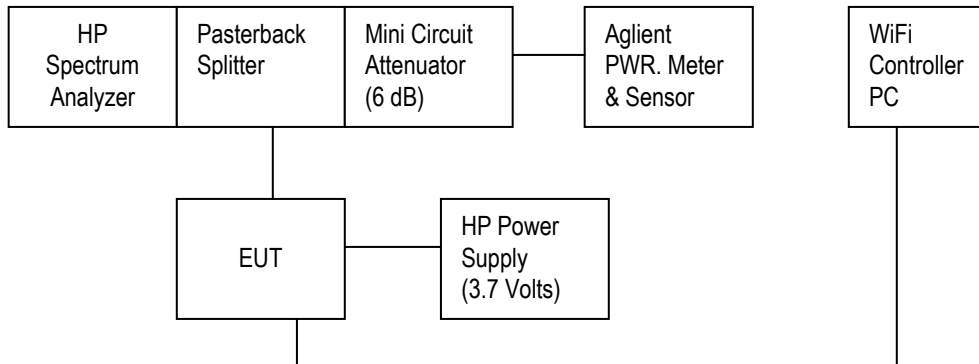
APPENDIX 5 – 802.11b/g/n CONDUCTED EMISSIONS TEST DATA/PLOTS

	EMI Test Report for the BlackBerry® smartphone Model REC71UW, RED71UW	
	APPENDIX 5	
Test Report No. RTS-5385-1108-55A	Dates of Test July 28 to August 19, 2011	FCC ID: L6AREC70UW IC: 2503A-REC70UW FCC ID: L6ARED70UW IC: 2503A-RED70UW

802.11b/g/n RF Conducted Emission Test Results

The following test configurations were measured for model REC71UW:

Test Setup Diagram




A reference offset of 20.4 dB was applied to the spectrum analyzer and 6.6 dB was applied to the Power Meter reference level for the attenuators and coaxial cable loss in the test circuit.

Date of test: August 05, 2011

The measurements on the BlackBerry® smartphone were performed by Maurice Battler.

The environmental test conditions were: Temperature: 24 °C
 Relative Humidity: 34 %


	EMI Test Report for the BlackBerry® smartphone Model REC71UW, RED71UW	
	APPENDIX 5	
Test Report No. RTS-5385-1108-55A	Dates of Test July 28 to August 19, 2011	FCC ID: L6AREC70UW IC: 2503A-REC70UW FCC ID: L6ARED70UW IC: 2503A-RED70UW

802.11b/g/n RF Conducted Emission Test Results cont'd

6 dB Bandwidth

The EUT met the requirements of the 6 dB bandwidth as per 47 CFR 15.247(a)(2) and RSS-210. Channels 1, 6 and 11 were measured at 1 Mbps, 5.5 Mbps, and 11Mbps each for 802.11b mode, 6 Mbps, 24 Mbps, and 54 Mbps each for 802.11g mode, and MCS 0, 4, and 7 for 802.11n mode.

Channel	Data Rate	Limit (kHz)	Measured Level (MHz)
1	1 Mbps	≥ 500	10.17
	5.5 Mbps	≥ 500	10.60
	11 Mbps	≥ 500	10.73
	6 Mbps	≥ 500	16.40
	24 Mbps	≥ 500	16.53
	54 Mbps	≥ 500	16.63
	MCS 0	≥ 500	17.03
	MCS 4	≥ 500	17.73
6	MCS 7	≥ 500	17.80
	1 Mbps	≥ 500	10.13
	5.5 Mbps	≥ 500	10.63
	11 Mbps	≥ 500	11.17
	6 Mbps	≥ 500	16.43
	24 Mbps	≥ 500	16.57
	54 Mbps	≥ 500	16.57
	MCS 0	≥ 500	17.63
11	MCS 4	≥ 500	17.70
	MCS 7	≥ 500	17.77
	1 Mbps	≥ 500	10.17
	5.5 Mbps	≥ 500	10.50
	11 Mbps	≥ 500	11.13
	6 Mbps	≥ 500	16.40
	24 Mbps	≥ 500	16.63
	54 Mbps	≥ 500	16.60
MCS 0	≥ 500	17.03	
MCS 4	≥ 500	17.63	
MCS 7	≥ 500	17.77	

	EMI Test Report for the BlackBerry® smartphone Model REC71UW, RED71UW	
	APPENDIX 5	
Test Report No. RTS-5385-1108-55A	Dates of Test July 28 to August 19, 2011	FCC ID: L6AREC70UW IC: 2503A-REC70UW FCC ID: L6ARED70UW IC: 2503A-RED70UW

802.11b/g/n RF Conducted Emission Test Results cont'd

See figures 5-1 to 5-9 for the plots of the 6 dB bandwidth measurements for Channels 1, 6, and 11, at 1 Mbps each for 802.11b mode, 6 Mbps each for 802.11g mode, and MCS 0 each for 802.11n mode.

Figure 5-1: 6 dB Bandwidth

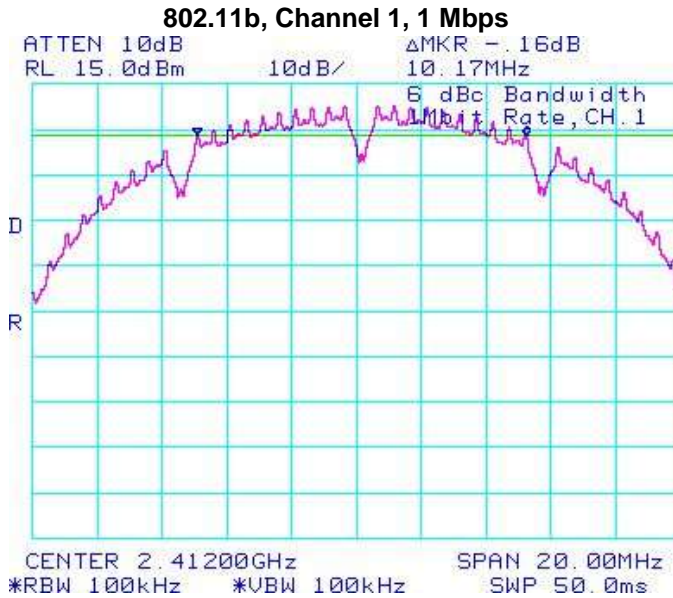


Figure 5-2: 6 dB Bandwidth

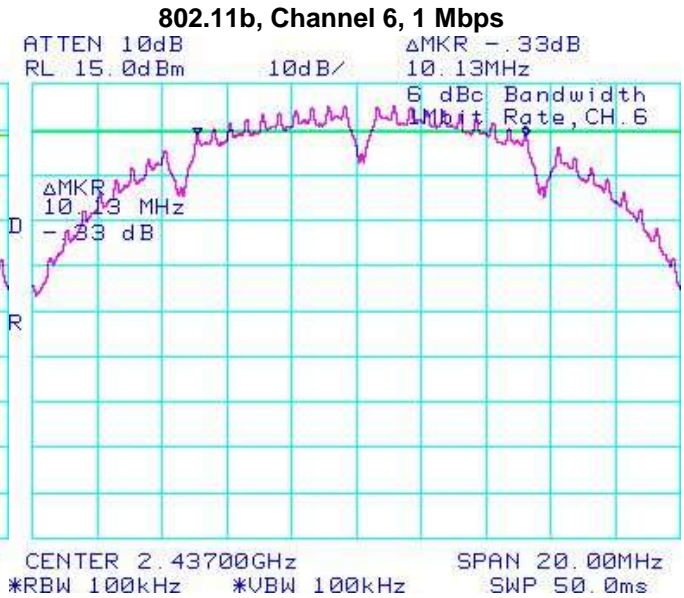


Figure 5-3: 6 dB Bandwidth

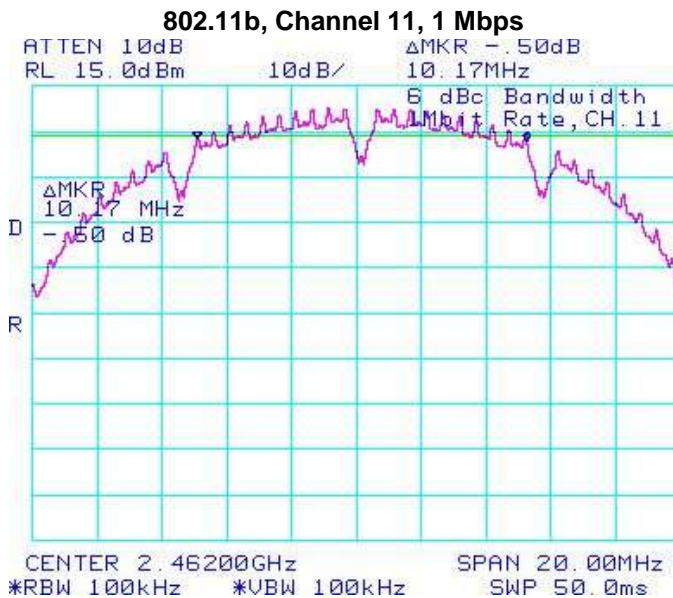
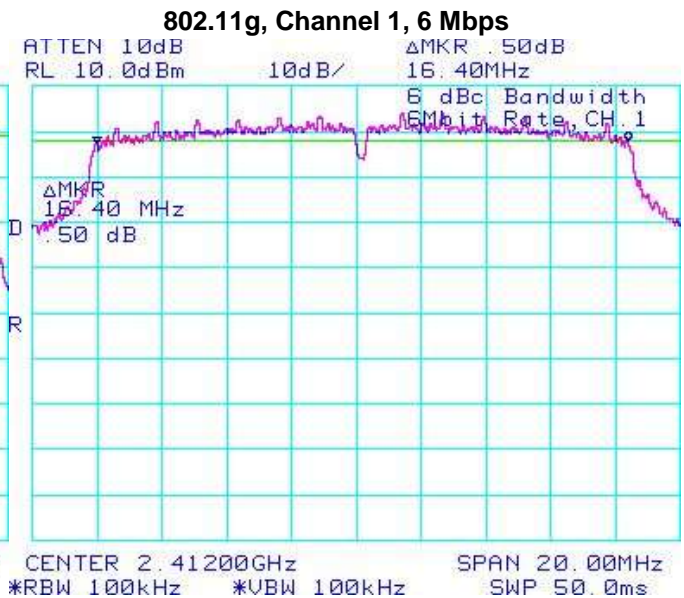



Figure 5-4: 6 dB Bandwidth



	EMI Test Report for the BlackBerry® smartphone Model REC71UW, RED71UW	
	APPENDIX 5	
Test Report No. RTS-5385-1108-55A	Dates of Test July 28 to August 19, 2011	FCC ID: L6AREC70UW IC: 2503A-REC70UW FCC ID: L6ARED70UW IC: 2503A-RED70UW

802.11b/g/n RF Conducted Emission Test Results cont'd

Figure 5-5: 6 dB Bandwidth

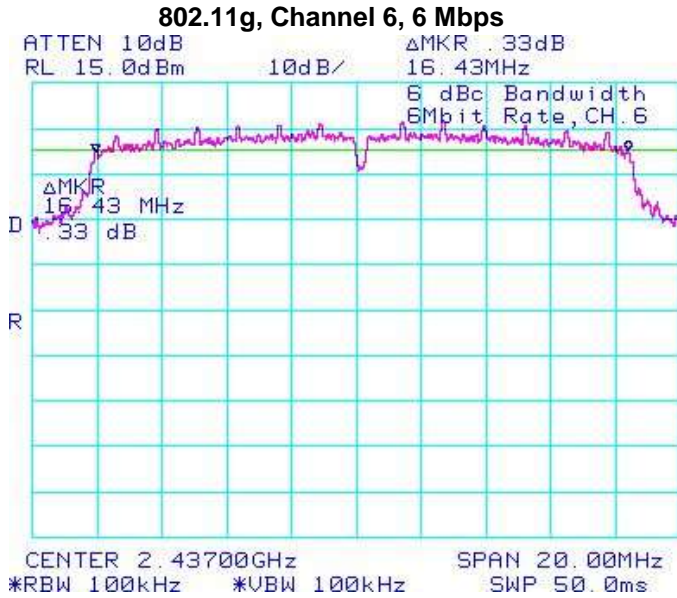


Figure 5-6: 6 dB Bandwidth

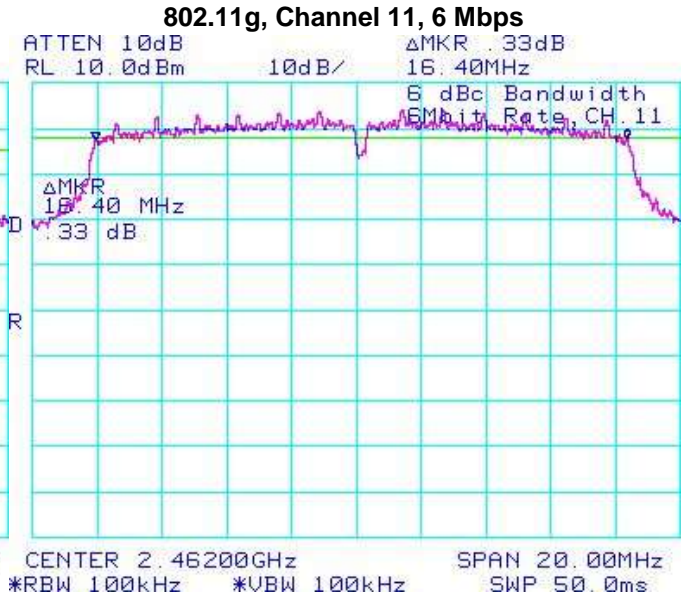


Figure 5-7: 6 dB Bandwidth

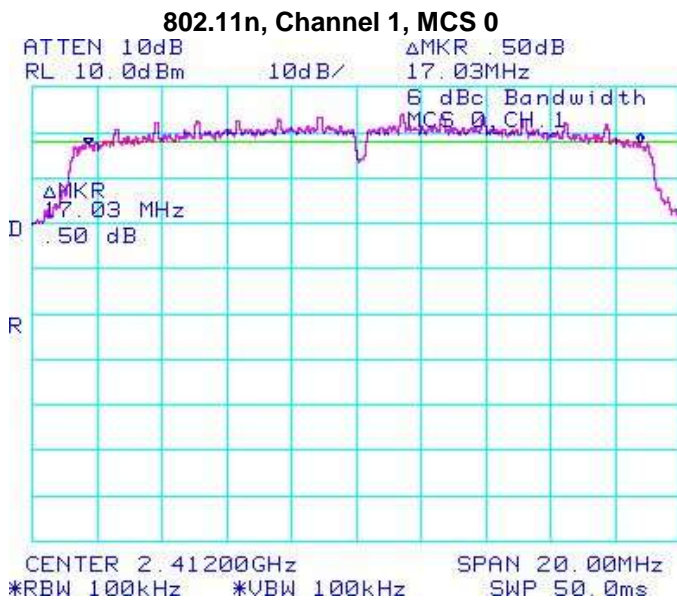
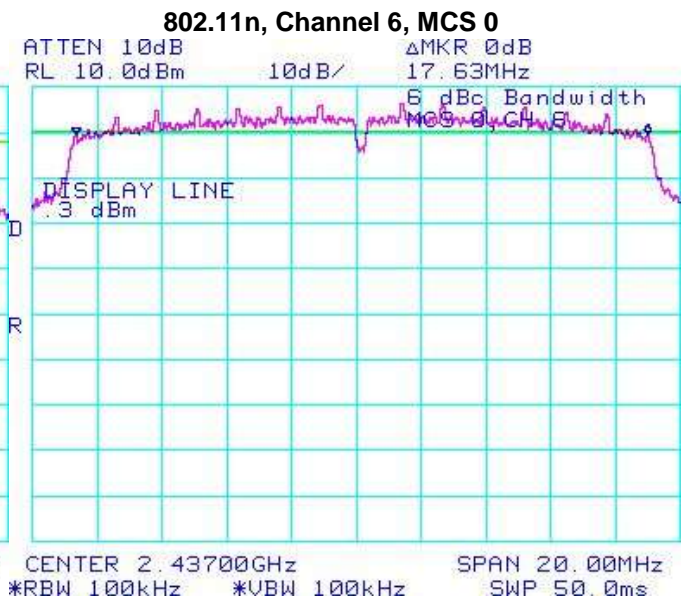


Figure 5-8: 6 dB Bandwidth




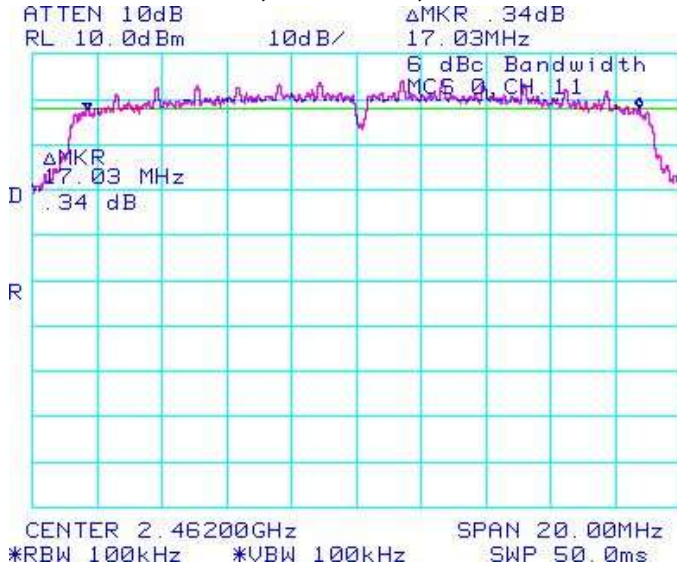

	EMI Test Report for the BlackBerry® smartphone Model REC71UW, RED71UW	
	APPENDIX 5	
Test Report No. RTS-5385-1108-55A	Dates of Test July 28 to August 19, 2011	FCC ID: L6AREC70UW IC: 2503A-REC70UW FCC ID: L6ARED70UW IC: 2503A-RED70UW

Figure 5-9: 6 dB Bandwidth

802.11n, Channel 11, MCS 0



	EMI Test Report for the BlackBerry® smartphone Model REC71UW, RED71UW	
	APPENDIX 5	
Test Report No. RTS-5385-1108-55A	Dates of Test July 28 to August 19, 2011	FCC ID: L6AREC70UW IC: 2503A-REC70UW FCC ID: L6ARED70UW IC: 2503A-RED70UW

802.11b/g/n RF Conducted Emission Test Results cont'd

Maximum Conducted Output Power

The EUT met the requirements of the maximum conducted output power of class 1 as per 47 CFR 15.247(b)(3) and RSS-210. Channels 1, 6 and 11 were measured at 1 Mbps, 5.5 Mbps, and 11 Mbps each for 802.11b mode, 6 Mbps, 24 Mbps, and 54 Mbps each for 802.11g mode, and MCS 0, 4 and 7 for 802.11n mode using an Agilent power meter, model N1911A with model N1921A power sensor. A reference offset of 18.4 dB was applied to the power meter reference level for the coaxial cable loss and attenuators in the test circuit.


Channel	Data Rate	Class 2 Limit (W)	Measured Level (dBm)	Measured Level (mW)
1	1 Mbps	< 1.00	18.25	66.83
	5.5 Mbps	< 1.00	18.09	64.42
	11 Mbps	< 1.00	18.06	63.97
	6 Mbps	< 1.00	14.73	29.72
	24 Mbps	< 1.00	14.09	25.64
	54 Mbps	< 1.00	13.83	24.15
	MCS 0	< 1.00	14.67	29.31
	MCS 4	< 1.00	13.98	25.00
	MCS 7	< 1.00	12.73	18.75
6	1 Mbps	< 1.00	18.58	72.11
	5.5 Mbps	< 1.00	18.49	70.63
	11 Mbps	< 1.00	18.44	69.82
	6 Mbps	< 1.00	17.32	53.95
	24 Mbps	< 1.00	14.39	27.48
	54 Mbps	< 1.00	14.01	25.18
	MCS 0	< 1.00	17.33	54.08
	MCS 4	< 1.00	14.21	26.36
	MCS 7	< 1.00	12.97	19.82

**APPENDIX 5**

Test Report No. RTS-5385-1108-55A	Dates of Test July 28 to August 19, 2011	FCC ID: L6AREC70UW IC: 2503A-REC70UW FCC ID: L6ARED70UW IC: 2503A-RED70UW
---	--	--

802.11b/g/n RF Conducted Emission Test Results cont'd

Channel	Data Rate	Class 2 Limit (W)	Measured Level (dBm)	Measured Level (mW)
11	1 Mbps	< 1.00	18.84	76.56
	5.5 Mbps	< 1.00	18.75	74.99
	11 Mbps	< 1.00	18.73	74.64
	6 Mbps	< 1.00	15.28	33.73
	24 Mbps	< 1.00	14.60	28.84
	54 Mbps	< 1.00	14.17	26.12
	MCS 0	< 1.00	15.23	33.34
	MCS 4	< 1.00	14.47	27.99
	MCS 7	< 1.00	13.22	20.99

	EMI Test Report for the BlackBerry® smartphone Model REC71UW, RED71UW	
	APPENDIX 5	
Test Report No. RTS-5385-1108-55A	Dates of Test July 28 to August 19, 2011	FCC ID: L6AREC70UW IC: 2503A-REC70UW FCC ID: L6ARED70UW IC: 2503A-RED70UW


802.11b/g/n RF Conducted Emission Test Results cont'd

Band Edge Compliance

The EUT met the requirements of the band edge compliance as per 47 CFR 15.247(c) and RSS-210. Channels 1 and 11 were measured at 1 Mbps, 5.5 Mbps, and 11 Mbps each for 802.11b mode, 6 Mbps, 24 Mbps, and 54 Mbps each for 802.11g mode, and MCS 0, 4 and 7 for 802.11n mode.

Channel	Data Rate	Limit (dBc)	Measured Level (dBc)	Margin (dBc)
1	1 Mbps	< -20	-45.00	-25.00
	5.5 Mbps	< -20	-47.50	-27.50
	11 Mbps	< -20	-47.00	-27.00
	6 Mbps	< -20	-27.50	-7.50
	24 Mbps	< -20	-29.83	-9.83
	54 Mbps	< -20	-29.00	-9.00
	MCS 0	< -20	-25.17	-5.17
	MCS 4	< -20	-27.00	-7.00
	MCS 7	< -20	-29.17	-9.17
11	1 Mbps	< -20	-52.83	-32.83
	5.5 Mbps	< -20	-56.00	-36.00
	11 Mbps	< -20	-55.30	-35.30
	6 Mbps	< -20	-38.17	-18.17
	24 Mbps	< -20	-43.33	-23.33
	54 Mbps	< -20	-43.67	-23.67
	MCS 0	< -20	-35.50	-15.50
	MCS 4	< -20	-41.50	-21.50
	MCS 7	< -20	-45.50	-25.50

See figures 5-10 to 5-15 for the plots of the band edge compliance measurements for Channels 1 and 11, at 1 Mbps each for 802.11b mode, 6 Mbps each for 802.11g mode, and MCS 0 each for 802.11n mode.

	EMI Test Report for the BlackBerry® smartphone Model REC71UW, RED71UW	
	APPENDIX 5	
Test Report No. RTS-5385-1108-55A	Dates of Test July 28 to August 19, 2011	FCC ID: L6AREC70UW IC: 2503A-REC70UW FCC ID: L6ARED70UW IC: 2503A-RED70UW

802.11b/g/n RF Conducted Emission Test Results cont'd

Figure 5-10: Band Edge Compliance

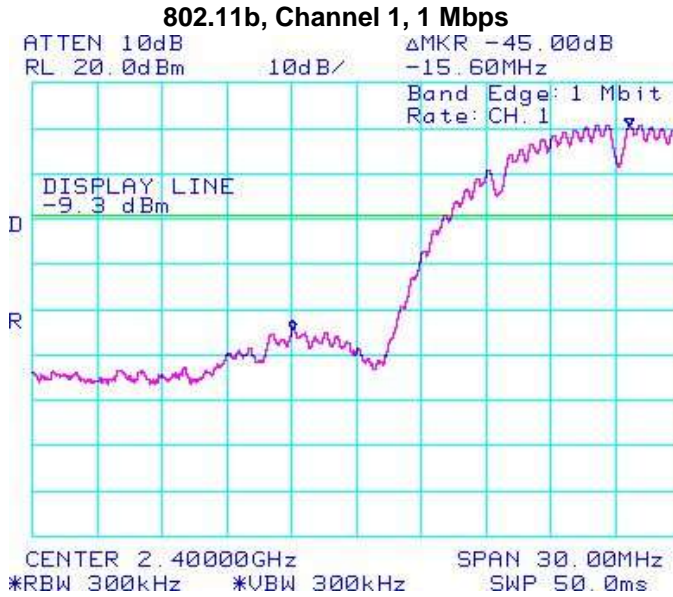


Figure 5-11: Band Edge Compliance

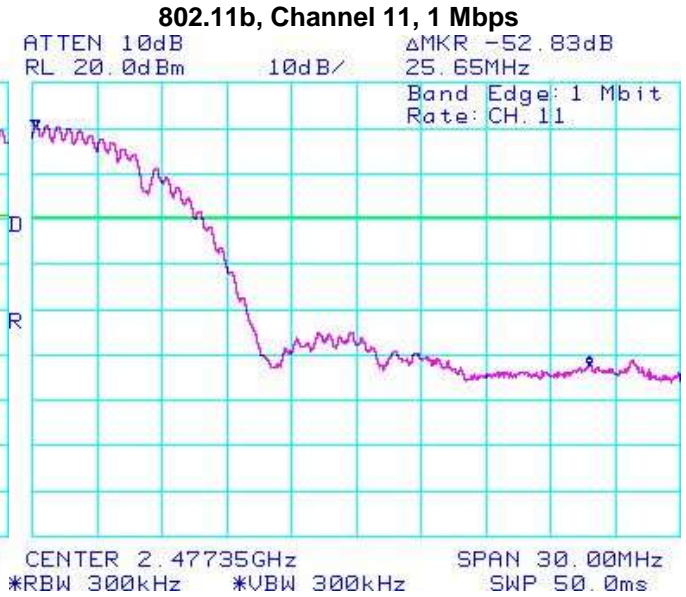


Figure 5-12: Band Edge Compliance

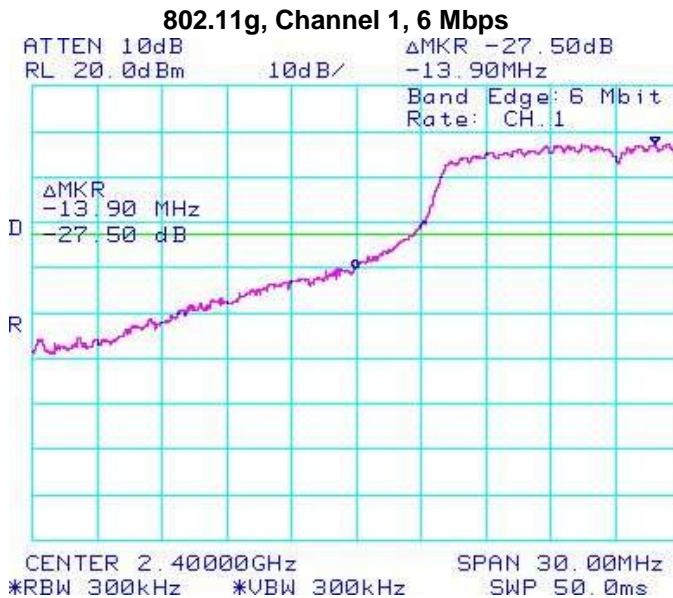
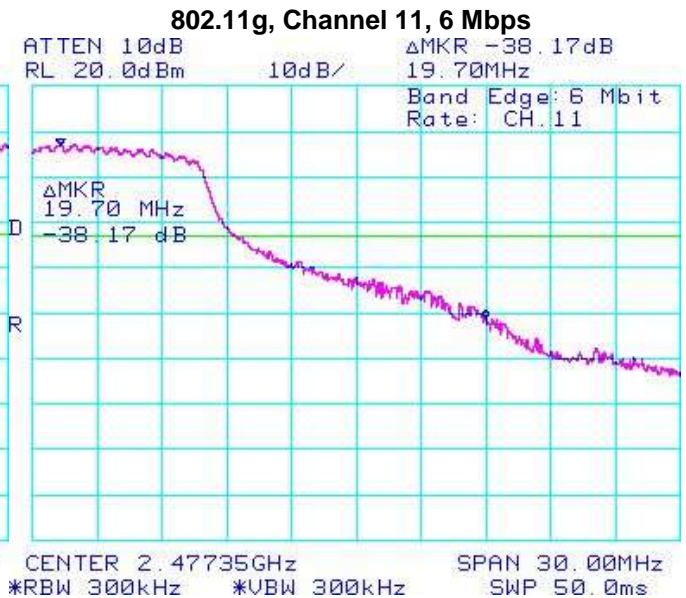



Figure 5-13: Band Edge Compliance




	EMI Test Report for the BlackBerry® smartphone Model REC71UW, RED71UW	
	APPENDIX 5	
Test Report No. RTS-5385-1108-55A	Dates of Test July 28 to August 19, 2011	FCC ID: L6AREC70UW IC: 2503A-REC70UW FCC ID: L6ARED70UW IC: 2503A-RED70UW

802.11b/g/n RF Conducted Emission Test Results cont'd

Peak Power Spectral Density

The EUT met the requirements of the peak power spectral density as per 47 CFR 15.247(d) and RSS-210. Channels 1, 6 and 11 were measured at 1 Mbps, 5.5 Mbps, and 11 Mbps each for 802.11b mode, 6 Mbps, 24 Mbps, and 54 Mbps each for 802.11g mode, and MCS 0, 4, and 7 for 802.11n mode.

Channel	Data Rate	Limit (dBm)	Measured Level (dBm)	Margin (dBm)
1	1 Mbps	< 8.00	-2.17	-10.17
	5.5 Mbps	< 8.00	-4.17	-12.17
	11 Mbps	< 8.00	-3.17	-11.17
	6 Mbps	< 8.00	-9.00	-17.00
	24 Mbps	< 8.00	-9.33	-17.33
	54 Mbps	< 8.00	-10.17	-18.17
	MCS 0	< 8.00	-8.17	-16.17
	MCS 4	< 8.00	-10.00	-18.00
6	MCS 7	< 8.00	-11.50	-19.50
	1 Mbps	< 8.00	-1.67	-9.67
	5.5 Mbps	< 8.00	-3.67	-11.67
	11 Mbps	< 8.00	-3.33	-11.33
	6 Mbps	< 8.00	-6.67	-14.67
	24 Mbps	< 8.00	-9.17	-17.17
	54 Mbps	< 8.00	-9.80	-17.80
	MCS 0	< 8.00	-5.67	-13.67
11	MCS 4	< 8.00	-8.50	-16.50
	MCS 7	< 8.00	-9.83	-17.83
	1 Mbps	< 8.00	-2.67	-10.67
	5.5 Mbps	< 8.00	-3.67	-11.67
	11 Mbps	< 8.00	-3.17	-11.17
	6 Mbps	< 8.00	-8.50	-16.50
	24 Mbps	< 8.00	-9.33	-17.33
	54 Mbps	< 8.00	-9.83	-17.83
MCS 0	< 8.00	-8.00	-16.00	
MCS 4	< 8.00	-8.67	-16.67	
MCS 7	< 8.00	-9.83	-17.83	

	EMI Test Report for the BlackBerry® smartphone Model REC71UW, RED71UW	
	APPENDIX 5	
Test Report No. RTS-5385-1108-55A	Dates of Test July 28 to August 19, 2011	FCC ID: L6AREC70UW IC: 2503A-REC70UW FCC ID: L6ARED70UW IC: 2503A-RED70UW

802.11b/g/n RF Conducted Emission Test Results cont'd

See figures 5-16 to 5-24 for the plots of the peak power spectral density for Channels 1, 6 and 11, at 1 Mbps each for 802.11b mode, 6 Mbps each for 802.11g mode, and MCS 0 for 802.11n mode.

Figure 5-16: Peak Power Spectral Density
802.11b, Channel 1, 1 Mbps

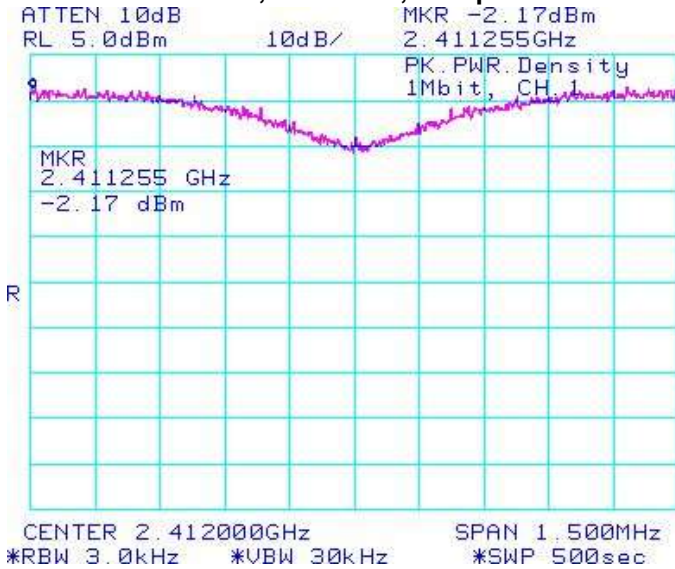


Figure 5-17: Peak Power Spectral Density
802.11b, Channel 6, 1 Mbps

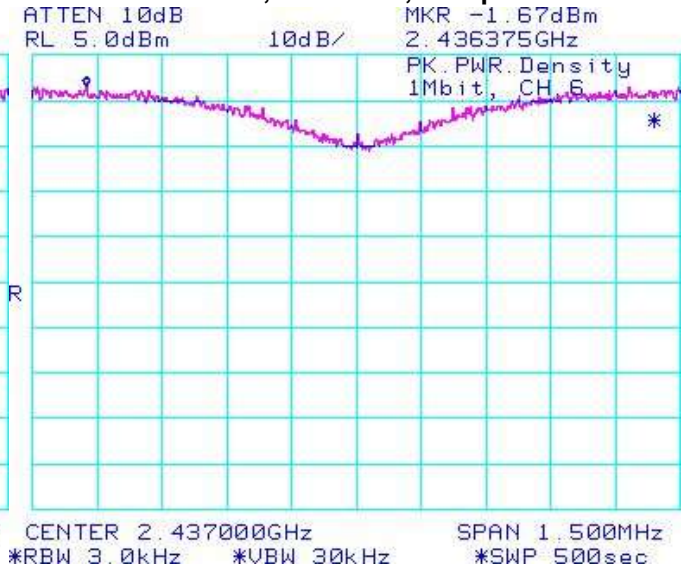
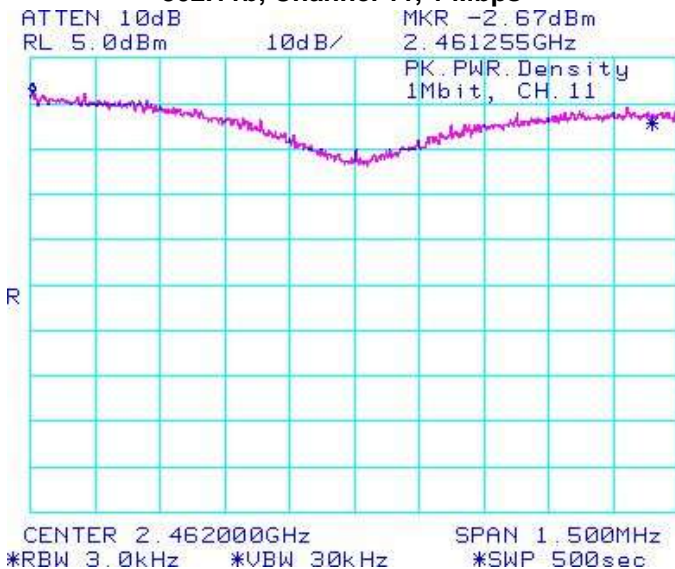



Figure 5-18: Peak Power Spectral Density
802.11b, Channel 11, 1 Mbps



	EMI Test Report for the BlackBerry® smartphone Model REC71UW, RED71UW	
	APPENDIX 5	
Test Report No. RTS-5385-1108-55A	Dates of Test July 28 to August 19, 2011	FCC ID: L6AREC70UW IC: 2503A-REC70UW FCC ID: L6ARED70UW IC: 2503A-RED70UW

802.11b/g/n RF Conducted Emission Test Results cont'd

Figure 5-19: Peak Power Spectral Density

802.11g, Channel 1, 6 Mbps

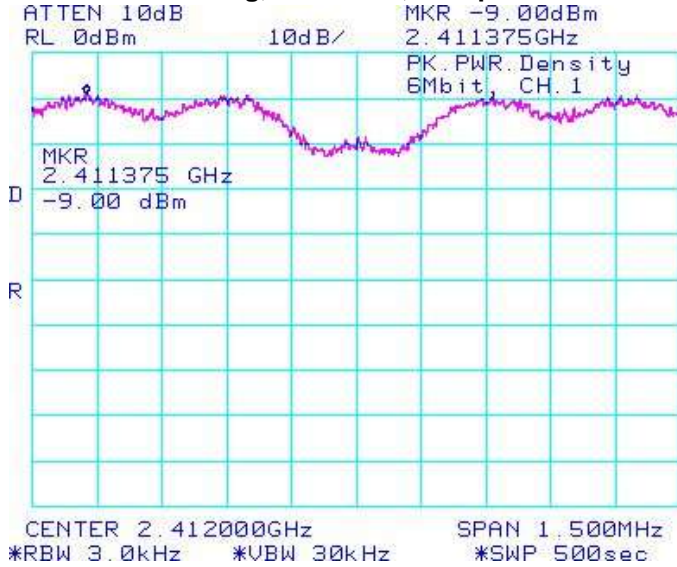


Figure 5-20: Peak Power Spectral Density

802.11g, Channel 6, 6 Mbps

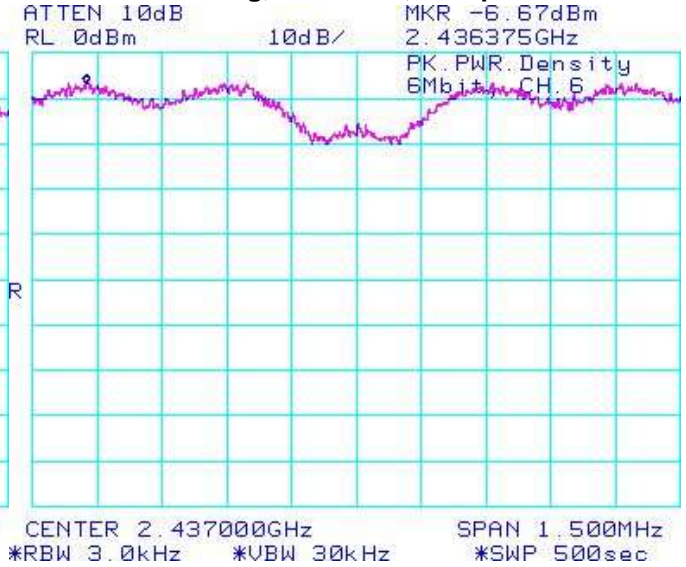



Figure 5-21: Peak Power Spectral Density

802.11g, Channel 11, 6 Mbps



	EMI Test Report for the BlackBerry® smartphone Model REC71UW, RED71UW	
	APPENDIX 5	
Test Report No. RTS-5385-1108-55A	Dates of Test July 28 to August 19, 2011	FCC ID: L6AREC70UW IC: 2503A-REC70UW FCC ID: L6ARED70UW IC: 2503A-RED70UW

802.11b/g/n RF Conducted Emission Test Results cont'd

Figure 5-22: Peak Power Spectral Density
802.11n, Channel 1, MCS 0

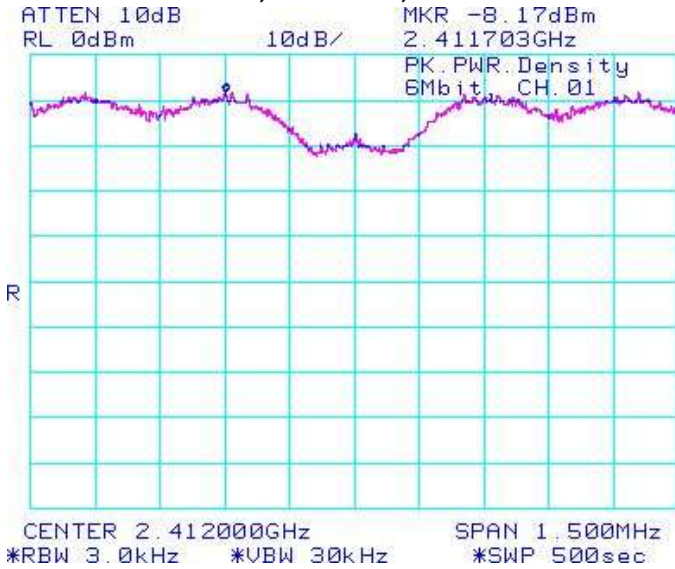
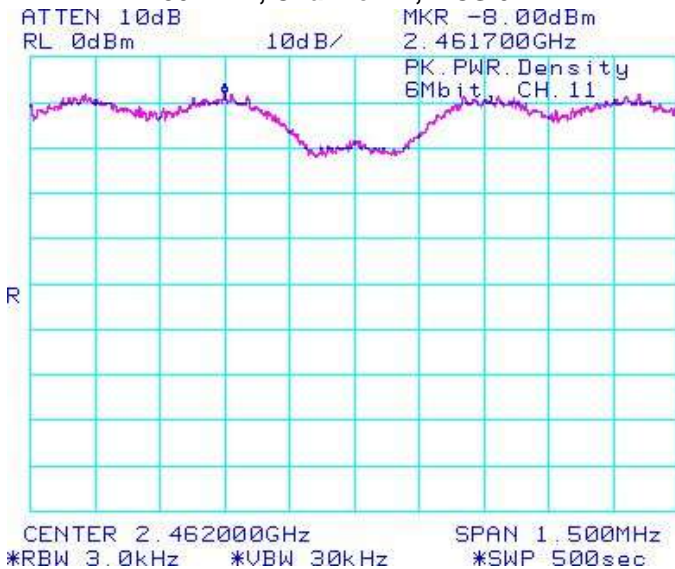



Figure 5-23: Peak Power Spectral Density
802.11n, Channel 6, MCS 0



Figure 5-24: Peak Power Spectral Density
802.11n, Channel 11, MCS 0




	EMI Test Report for the BlackBerry® smartphone Model REC71UW, RED71UW	
	APPENDIX 5	
Test Report No. RTS-5385-1108-55A	Dates of Test July 28 to August 19, 2011	FCC ID: L6AREC70UW IC: 2503A-REC70UW FCC ID: L6ARED70UW IC: 2503A-RED70UW

802.11b/g/n RF Conducted Emission Test Results cont'd

Spurious RF Conducted Emissions

The EUT met the requirements of the spurious RF conducted emissions as per 47 CFR 15.247(c) and RSS-210. Channels 1, 6 and 11 were measured at 1 Mbps, 5.5 Mbps, and 11 Mbps each for 802.11b mode, 6 Mbps, 24 Mbps, and 54 Mbps each for 802.11g mode, and MCS 0, 4, and 7 for 802.11n mode. Peak power was measured using an Agilent power meter, model N1911A with model N1921A power sensor. A reference offset of 18.4 dB was applied to the power meter reference level for the coaxial cable loss and attenuators in the test circuit.

Channel	Data Rate	Power (dBm)	Max. Measured Level (dBm)	Max. Measured Level from Carrier (dBc)	Limit (dBc)
1	1 Mbps	18.25	-39.33	-57.58	-20
	5.5 Mbps	18.09	-49.50	-67.59	-20
	11 Mbps	18.06	-43.67	-61.73	-20
	6 Mbps	14.73	-50.17	-64.90	-20
	24 Mbps	14.09	-49.67	-63.76	-20
	54 Mbps	13.83	-50.33	-64.16	-20
	MCS 0	14.67	-46.67	-61.34	-20
	MCS 4	13.98	-49.00	-62.98	-20
	MCS 7	12.73	-48.50	-61.23	-20
6	1 Mbps	18.58	-49.33	-67.91	-20
	5.5 Mbps	18.49	-49.60	-68.09	-20
	11 Mbps	18.44	-44.50	-62.94	-20
	6 Mbps	17.32	-49.50	-66.82	-20
	24 Mbps	14.39	-50.33	-64.72	-20
	54 Mbps	14.01	-48.38	-62.39	-20
	MCS 0	17.33	-50.17	-67.50	-20
	MCS 4	14.21	-49.83	-64.04	-20
	MCS 7	12.97	-49.17	-62.14	-20


	EMI Test Report for the BlackBerry® smartphone Model REC71UW, RED71UW	
	APPENDIX 5	
Test Report No. RTS-5385-1108-55A	Dates of Test July 28 to August 19, 2011	FCC ID: L6AREC70UW IC: 2503A-REC70UW FCC ID: L6ARED70UW IC: 2503A-RED70UW

802.11b/g/n RF Conducted Emission Test Results cont'd

Channel	Data Rate	Power (dBm)	Max. Measured Level (dBm)	Max. Measured Level from Carrier (dBc)	Limit (dBc)
11	1 Mbps	18.84	-50.33	-69.17	-20
	5.5 Mbps	18.75	-51.50	-70.25	-20
	11 Mbps	18.73	-51.77	-70.50	-20
	6 Mbps	15.28	-49.00	-64.28	-20
	24 Mbps	14.60	-50.67	-65.27	-20
	54 Mbps	14.17	-50.17	-64.34	-20
	MCS 0	15.23	-48.83	-64.06	-20
	MCS 4	14.47	-49.50	-63.97	-20
	MCS 7	13.22	-49.78	-63.00	-20

The emissions were in the NF.

See figures 5-25 to 5-33 for the plots of the spurious RF conducted emissions for Channels 1, 6 and 11, at 1 Mbps each for 802.11b mode, 6 Mbps each for 802.11g mode, and MCS 0 each for 802.11n mode.

	EMI Test Report for the BlackBerry® smartphone Model REC71UW, RED71UW APPENDIX 5	
	Test Report No. RTS-5385-1108-55A	Dates of Test July 28 to August 19, 2011

802.11b/g/n RF Conducted Emission Test Results cont'd

Figure 5-27: Spurious Conducted RF Emissions

802.11b, Channel 11, 1 Mbps

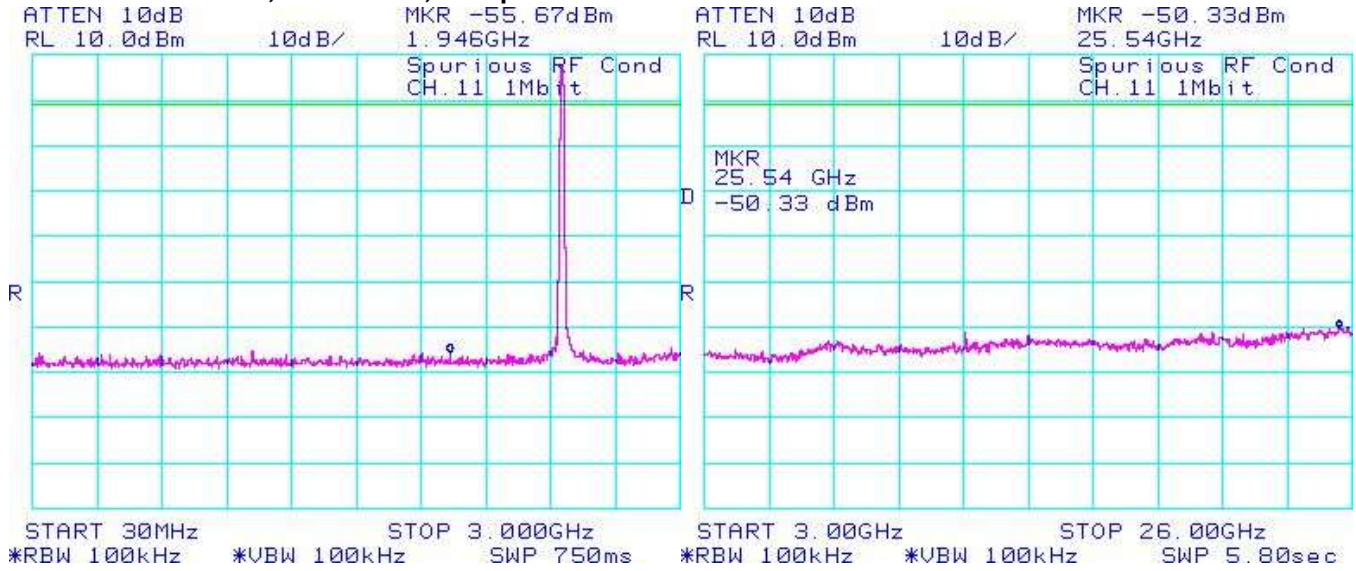
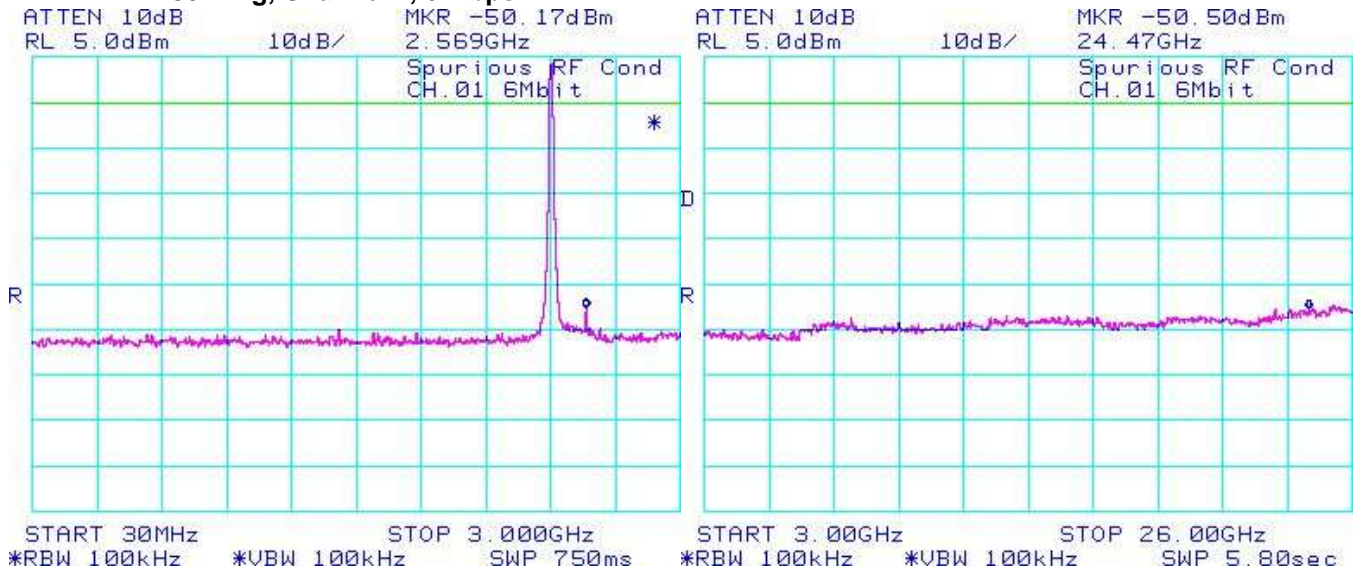



Figure 5-28: Spurious Conducted RF Emissions

802.11g, Channel 1, 6 Mbps



	EMI Test Report for the BlackBerry® smartphone Model REC71UW, RED71UW	
	APPENDIX 5	
Test Report No. RTS-5385-1108-55A	Dates of Test July 28 to August 19, 2011	FCC ID: L6AREC70UW IC: 2503A-REC70UW FCC ID: L6ARED70UW IC: 2503A-RED70UW

802.11b/g/n RF Conducted Emission Test Results cont'd

Figure 5-29: Spurious Conducted RF Emissions
802.11g, Channel 6, 6 Mbps

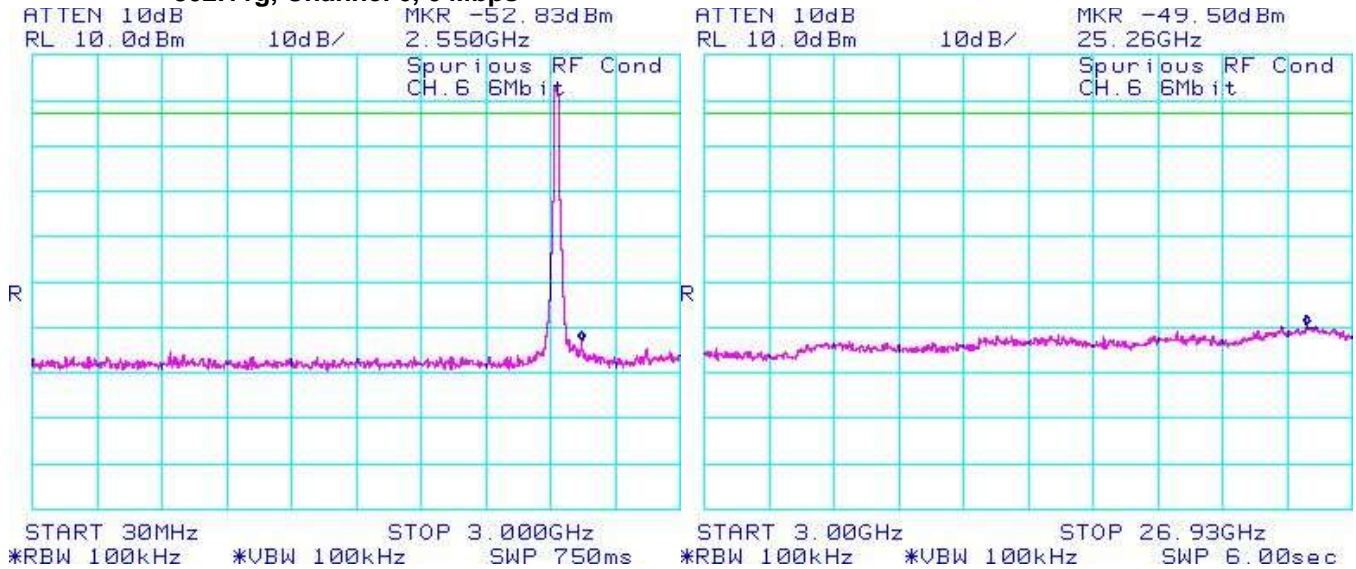
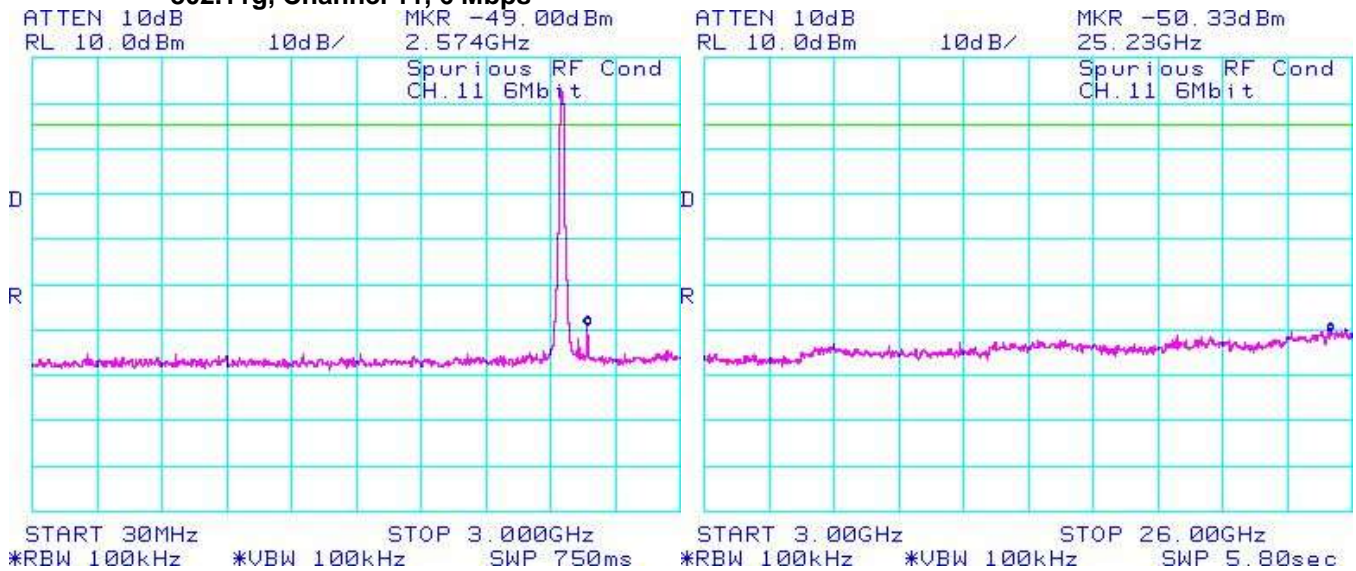



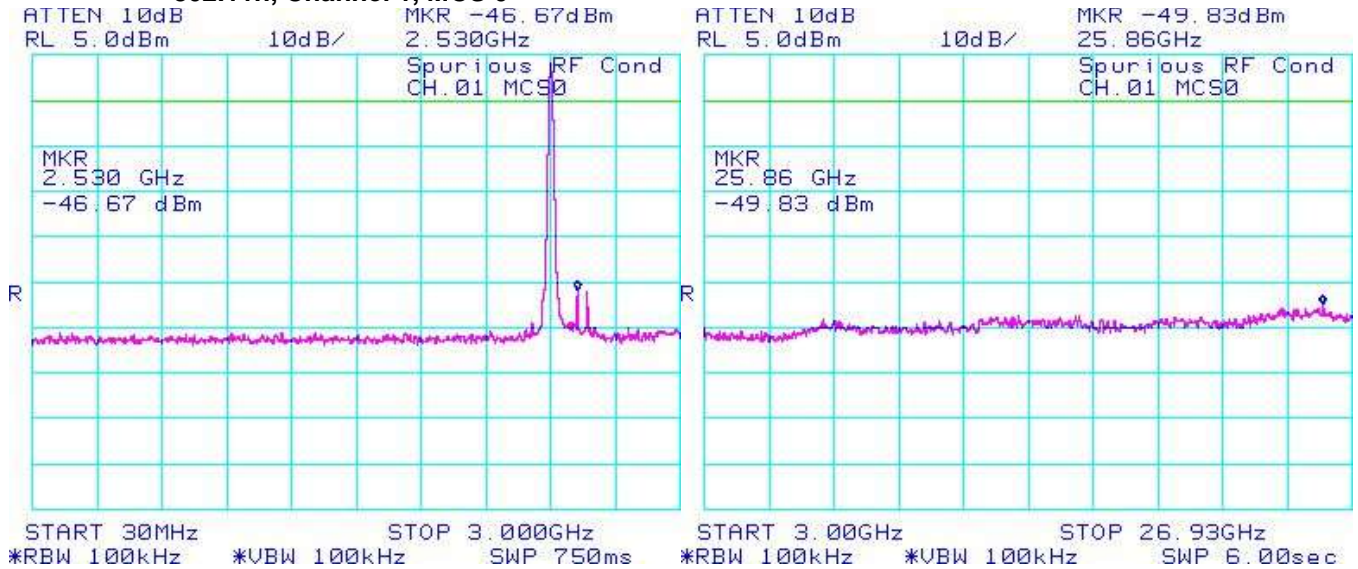
Figure 5-30: Spurious Conducted RF Emissions
802.11g, Channel 11, 6 Mbps



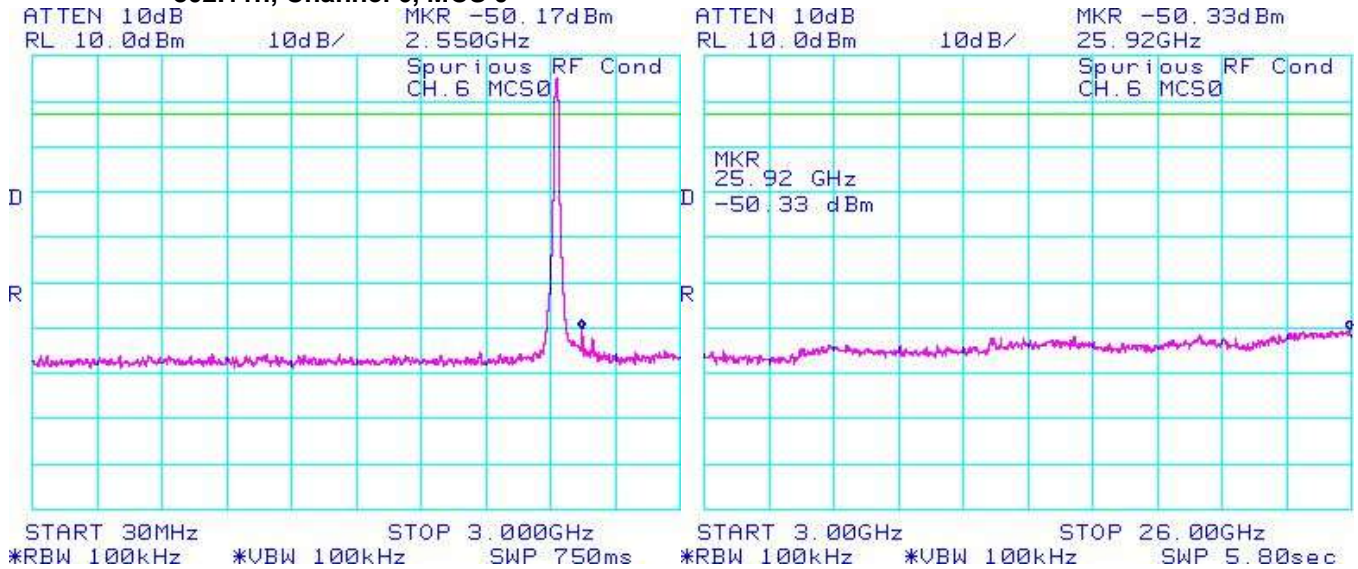
	EMI Test Report for the BlackBerry® smartphone Model REC71UW, RED71UW	
	APPENDIX 5	
Test Report No. RTS-5385-1108-55A	Dates of Test July 28 to August 19, 2011	FCC ID: L6AREC70UW IC: 2503A-REC70UW FCC ID: L6ARED70UW IC: 2503A-RED70UW


802.11b/g/n RF Conducted Emission Test Results cont'd

**Figure 5-31: Spurious Conducted RF Emissions
802.11n, Channel 1, MCS 0**



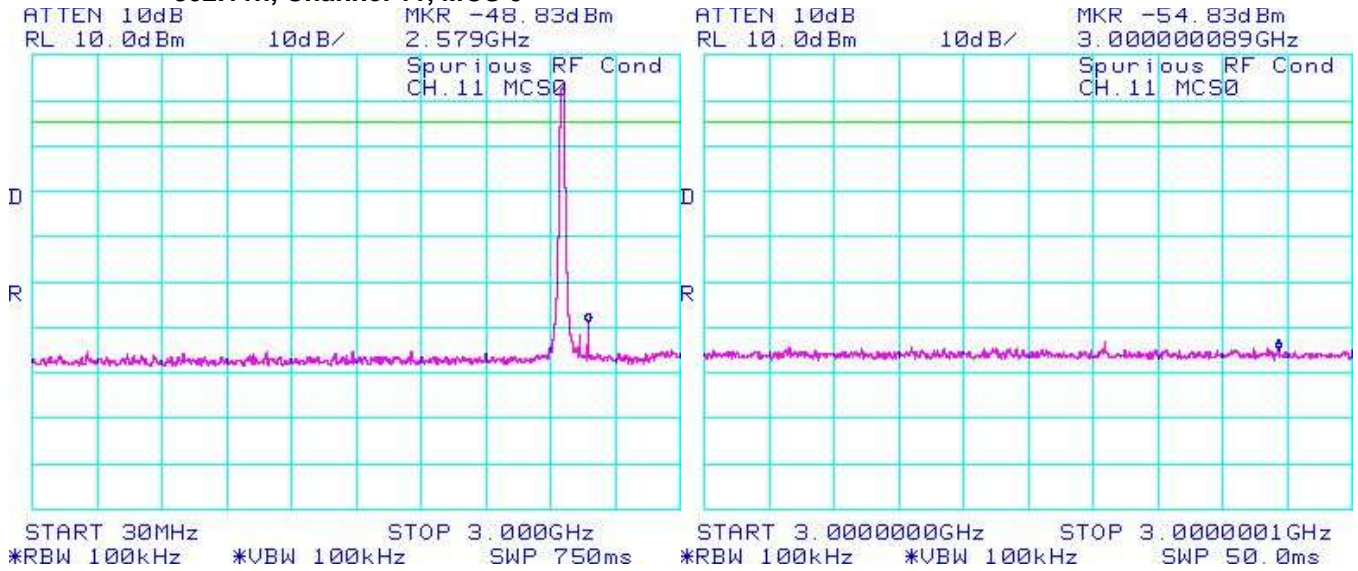
**Figure 5-32: Spurious Conducted RF Emissions
802.11n, Channel 6, MCS 0**




	EMI Test Report for the BlackBerry® smartphone Model REC71UW, RED71UW	
	APPENDIX 5	
Test Report No. RTS-5385-1108-55A	Dates of Test July 28 to August 19, 2011	FCC ID: L6AREC70UW IC: 2503A-REC70UW FCC ID: L6ARED70UW IC: 2503A-RED70UW


802.11b/g/n RF Conducted Emission Test Results cont'd

**Figure 5-33: Spurious Conducted RF Emissions
802.11n, Channel 11, MCS 0**



	EMI Test Report for the BlackBerry® smartphone Model REC71UW, RED71UW APPENDIX 6	
Test Report No. RTS-5385-1108-55A	Dates of Test July 28 to August 19, 2011	FCC ID: L6AREC70UW IC: 2503A-REC70UW FCC ID: L6ARED70UW IC: 2503A-RED70UW

APPENDIX 6 – 802.11a CONDUCTED EMISSIONS TEST DATA/PLOTS


	EMI Test Report for the BlackBerry® smartphone Model REC71UW, RED71UW	
	APPENDIX 6	
Test Report No. RTS-5385-1108-55A	Dates of Test July 28 to August 19, 2011	FCC ID: L6AREC70UW IC: 2503A-REC70UW FCC ID: L6ARED70UW IC: 2503A-RED70UW

802.11a RF Conducted Emission Test Results cont'd

6 dB Bandwidth

The EUT met the requirements of the 6 dB bandwidth as per 47 CFR 15.247(a) (2) and RSS-210. Channels 36, 44, 48, 52, 60, 64, 100, 140, 149, 157, and 161 were measured at 6 Mbps, 24 Mbps, and 54 Mbps each for 802.11a mode.

Channel	Data Rate	Limit (kHz)	Measured Level (MHz)
36	6 Mbps	>= 500	16.40
	24 Mbps	>= 500	16.50
	54 Mbps	>= 500	16.50
44	6 Mbps	>= 500	16.37
	24 Mbps	>= 500	16.53
	54 Mbps	>= 500	16.53
48	6 Mbps	>= 500	16.40
	24 Mbps	>= 500	16.50
	54 Mbps	>= 500	16.50
52	6 Mbps	>= 500	16.33
	24 Mbps	>= 500	16.50
	54 Mbps	>= 500	16.50
60	6 Mbps	>= 500	16.33
	24 Mbps	>= 500	16.50
	54 Mbps	>= 500	16.50
64	6 Mbps	>= 500	16.30
	24 Mbps	>= 500	16.47
	54 Mbps	>= 500	16.50
100	6 Mbps	>= 500	16.37
	24 Mbps	>= 500	16.53
	54 Mbps	>= 500	16.53

	EMI Test Report for the BlackBerry® smartphone Model REC71UW, RED71UW	
	APPENDIX 6	
Test Report No. RTS-5385-1108-55A	Dates of Test July 28 to August 19, 2011	FCC ID: L6AREC70UW IC: 2503A-REC70UW FCC ID: L6ARED70UW IC: 2503A-RED70UW

802.11a RF Conducted Emission Test Results cont'd

Channel	Data Rate	Limit (kHz)	Measured Level (MHz)
140	6 Mbps	>= 500	16.37
	24 Mbps	>= 500	16.53
	54 Mbps	>= 500	16.53
149	6 Mbps	>= 500	16.37
	24 Mbps	>= 500	16.50
	54 Mbps	>= 500	16.53
157	6 Mbps	>= 500	16.40
	24 Mbps	>= 500	16.53
	54 Mbps	>= 500	16.53
161	6 Mbps	>= 500	16.33
	24 Mbps	>= 500	16.53
	54 Mbps	>= 500	16.50

See figures 6-1 to 6-11 for the plots of the 6 dB bandwidth measurements for Channel 36, 44, 48, 52, 60, 64, 100, 140, 149, 157 and 161 at 6 Mbps each for 802.11a mode.

802.11a RF Conducted Emission Test Results cont'd

Figure 6-1: 6 dB Bandwidth

802.11a, Channel 36, 6 Mbps

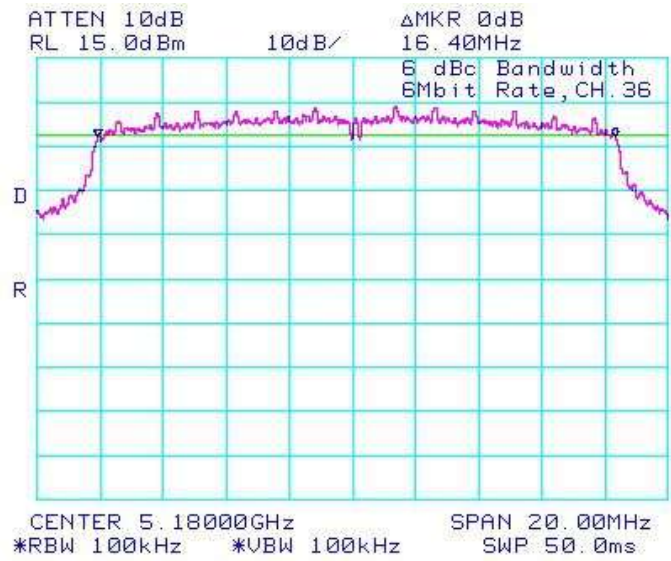


Figure 6-2: 6 dB Bandwidth

802.11a, Channel 44, 6 Mbps

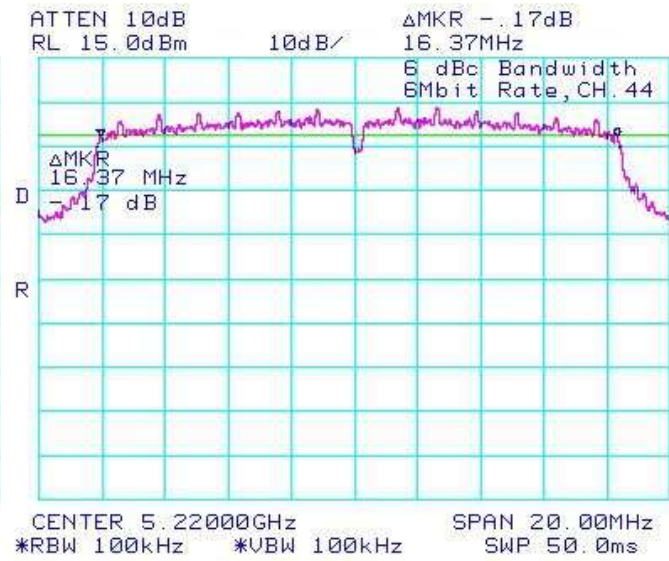


Figure 6-3: 6 dB Bandwidth

802.11a, Channel 48, 6 Mbps

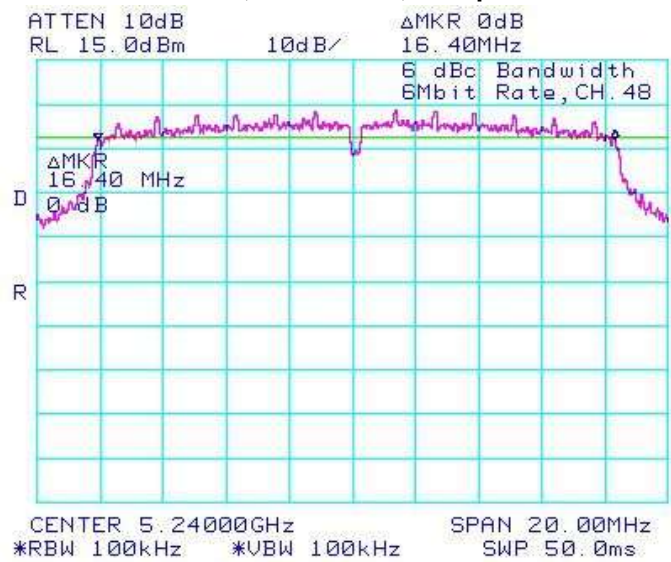
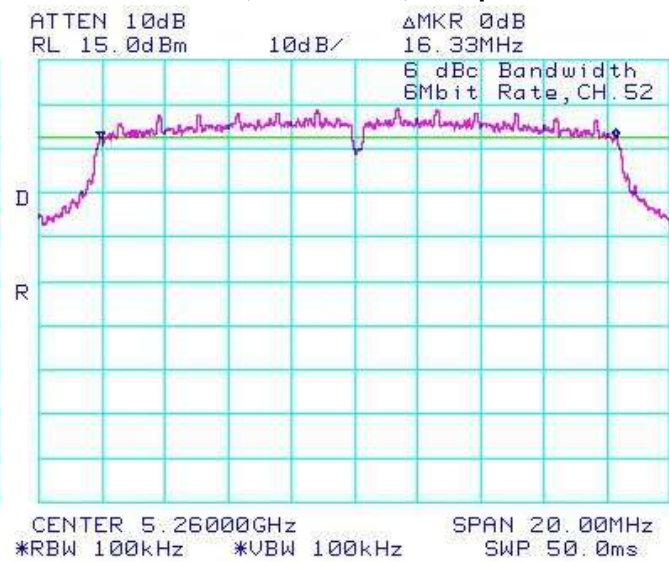



Figure 6-4: 6 dB Bandwidth

802.11a, Channel 52, 6 Mbps



	EMI Test Report for the BlackBerry® smartphone Model REC71UW, RED71UW	
	APPENDIX 6	
Test Report No. RTS-5385-1108-55A	Dates of Test July 28 to August 19, 2011	FCC ID: L6AREC70UW IC: 2503A-REC70UW FCC ID: L6ARED70UW IC: 2503A-RED70UW

802.11a RF Conducted Emission Test Results cont'd

Figure 6-5: 6 dB Bandwidth

802.11a, Channel 60, 6 Mbps



Figure 6-6: 6 dB Bandwidth

802.11a, Channel 64, 6 Mbps

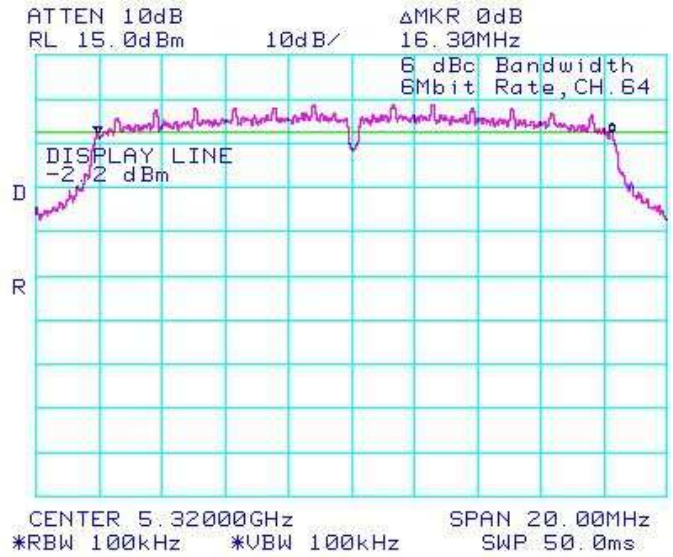


Figure 6-7: 6 dB Bandwidth

802.11a, Channel 100, 6 Mbps

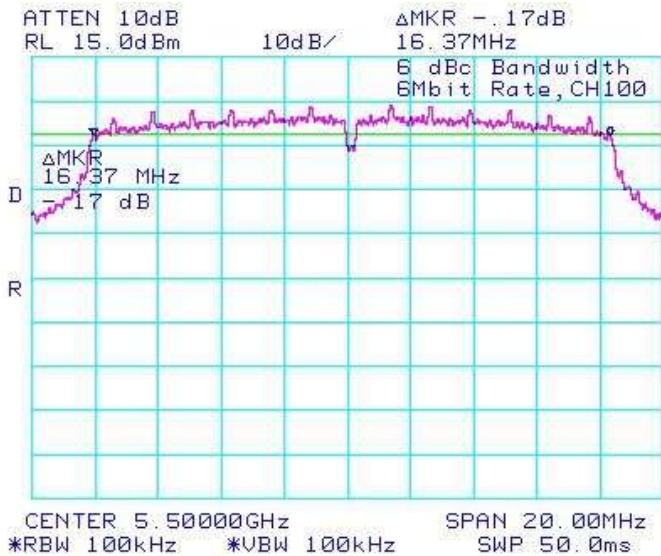
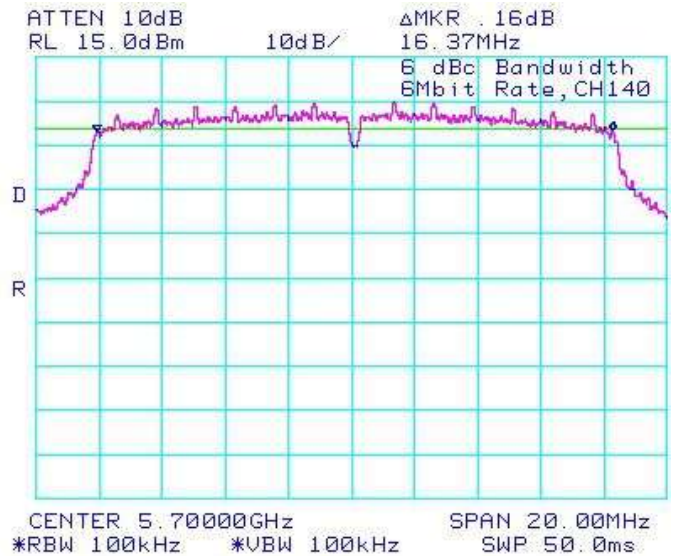



Figure 6-8: 6 dB Bandwidth

802.11a, Channel 140, 6 Mbps



	EMI Test Report for the BlackBerry® smartphone Model REC71UW, RED71UW	
	APPENDIX 6	
Test Report No. RTS-5385-1108-55A	Dates of Test July 28 to August 19, 2011	FCC ID: L6AREC70UW IC: 2503A-REC70UW FCC ID: L6ARED70UW IC: 2503A-RED70UW

802.11a RF Conducted Emission Test Results cont'd

Figure 6-9: 6 dB Bandwidth

802.11a, Channel 149, 6 Mbps

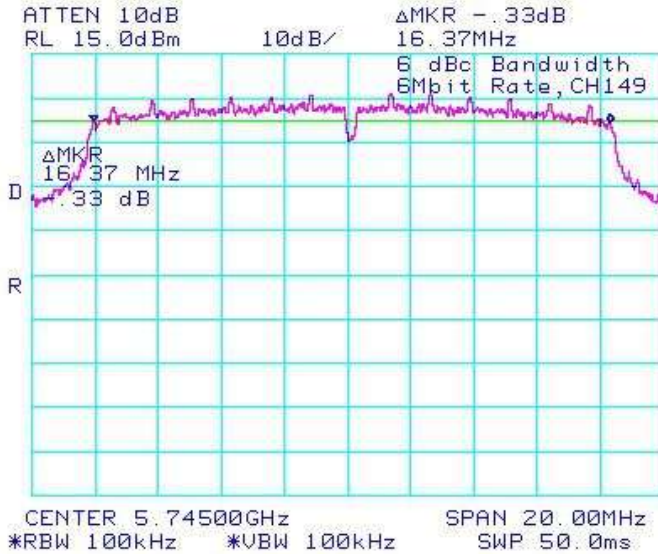


Figure 6-10: 6 dB Bandwidth

802.11a, Channel 157, 6 Mbps

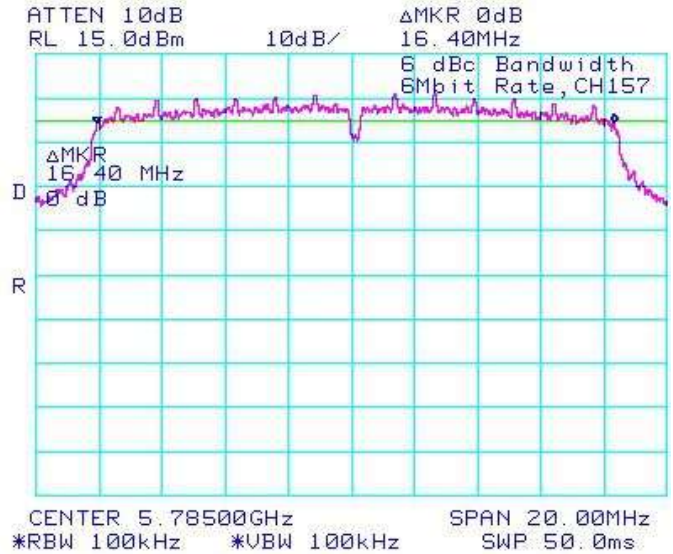
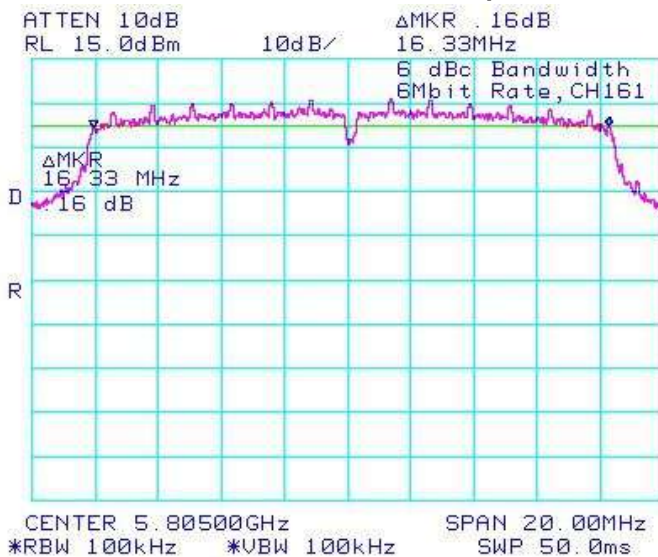



Figure 6-11: 6 dB Bandwidth

802.11a, Channel 161, 6 Mbps




	EMI Test Report for the BlackBerry® smartphone Model REC71UW, RED71UW	
	APPENDIX 6	
Test Report No. RTS-5385-1108-55A	Dates of Test July 28 to August 19, 2011	FCC ID: L6AREC70UW IC: 2503A-REC70UW FCC ID: L6ARED70UW IC: 2503A-RED70UW

802.11a RF Conducted Emission Test Results cont'd

Maximum Conducted Output Power


The EUT met the requirements of the maximum conducted output power of class 2 as per 47 CFR 15.407 and RSS-210. Channels 36, 44, 48, 52, 60, 64, 100, 140, 149, 157, and 161 were measured for 802.11a mode using an Agilent power meter, model N1911A with model N1921A power sensor. A reference offset of 8.9 dB was applied to the power meter reference level for the coaxial cable loss and attenuators in the test circuit.

Channel	Data Rate	Class 2 Limit (W)	Measured Level (dBm)	Measured Level (mW)
36	6 Mbps	< 1.00	14.71	29.58
	24 Mbps	< 1.00	14.46	27.93
	54 Mbps	< 1.00	13.70	23.44
44	6 Mbps	< 1.00	14.64	29.11
	24 Mbps	< 1.00	14.51	28.25
	54 Mbps	< 1.00	13.62	23.01
48	6 Mbps	< 1.00	14.74	29.79
	24 Mbps	< 1.00	14.53	28.38
	54 Mbps	< 1.00	13.64	23.12
52	6 Mbps	< 1.00	14.82	30.34
	24 Mbps	< 1.00	14.64	29.11
	54 Mbps	< 1.00	13.80	23.99
60	6 Mbps	< 1.00	14.72	29.65
	24 Mbps	< 1.00	14.53	28.38
	54 Mbps	< 1.00	13.77	23.82
64	6 Mbps	< 1.00	14.74	29.79
	24 Mbps	< 1.00	14.54	28.44
	54 Mbps	< 1.00	13.77	23.82
100	6 Mbps	< 1.00	14.69	29.44
	24 Mbps	< 1.00	14.54	28.44
	54 Mbps	< 1.00	13.63	23.07

	EMI Test Report for the BlackBerry® smartphone Model REC71UW, RED71UW	
	APPENDIX 6	
Test Report No. RTS-5385-1108-55A	Dates of Test July 28 to August 19, 2011	FCC ID: L6AREC70UW IC: 2503A-REC70UW FCC ID: L6ARED70UW IC: 2503A-RED70UW

802.11a RF Conducted Emission Test Results cont'd

Channel	Data Rate	Class 2 Limit (W)	Measured Level (dBm)	Measured Level (mW)
140	6 Mbps	< 1.00	15.45	35.08
	24 Mbps	< 1.00	14.86	30.62
	54 Mbps	< 1.00	13.52	22.49
149	6 Mbps	< 1.00	16.54	45.08
	24 Mbps	< 1.00	14.88	30.76
	54 Mbps	< 1.00	13.33	21.53
157	6 Mbps	< 1.00	16.45	44.16
	24 Mbps	< 1.00	14.63	29.04
	54 Mbps	< 1.00	13.22	20.99
161	6 Mbps	< 1.00	16.48	44.46
	24 Mbps	< 1.00	14.50	28.18
	54 Mbps	< 1.00	13.16	20.70

	EMI Test Report for the BlackBerry® smartphone Model REC71UW, RED71UW	
	APPENDIX 6	
Test Report No. RTS-5385-1108-55A	Dates of Test July 28 to August 19, 2011	FCC ID: L6AREC70UW IC: 2503A-REC70UW FCC ID: L6ARED70UW IC: 2503A-RED70UW


802.11a RF Conducted Emission Test Results cont'd

Band Edge Compliance

The EUT met the requirements of the band edge compliance as per 47 CFR 15.407 and RSS-210. Channels 36, 48, 52, 64, 149, and 161 were measured at 6 Mbps, 24 Mbps, and 54 Mbps each for 802.11a mode.

Channel	Data Rate	Limit (dBc)	Measured Level (dBc)	Margin (dBc)
36	6 Mbps	< -20	-48.67	-28.67
	24 Mbps	< -20	-51.33	-31.33
	54 Mbps	< -20	-51.50	-31.50
48	6 Mbps	< -20	-21.50	-1.50
	24 Mbps	< -20	-22.00	-2.00
	54 Mbps	< -20	-22.83	-2.83
52	6 Mbps	< -20	-21.50	-1.50
	24 Mbps	< -20	-23.00	-3.00
	54 Mbps	< -20	-24.17	-4.17
64	6 Mbps	< -20	-51.17	-31.17
	24 Mbps	< -20	-51.88	-31.88
	54 Mbps	< -20	-52.17	-32.17
149	6 Mbps	< -20	-37.00	-17.00
	24 Mbps	< -20	-43.50	-23.50
	54 Mbps	< -20	-47.50	-27.50
161	6 Mbps	< -20	-51.00	-31.00
	24 Mbps	< -20	-51.33	-31.33
	54 Mbps	< -20	-52.17	-32.67

See figures 6-12 to 6-17 for the plots of the band edge compliance measurements for Channel 36, 48, 52, 64, 149, and 161 at 6 Mbps each for 802.11a mode.

	EMI Test Report for the BlackBerry® smartphone Model REC71UW, RED71UW	
	APPENDIX 6	
Test Report No. RTS-5385-1108-55A	Dates of Test July 28 to August 19, 2011	FCC ID: L6AREC70UW IC: 2503A-REC70UW FCC ID: L6ARED70UW IC: 2503A-RED70UW

802.11a RF Conducted Emission Test Results cont'd

Figure 6-12: Band Edge Compliance

802.11a, Channel 36, 6 Mbps

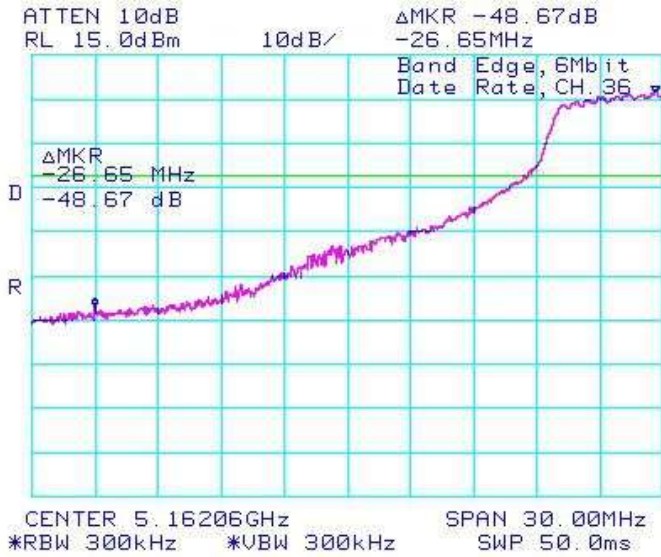


Figure 6-13: Band Edge Compliance

802.11a, Channel 48, 6 Mbps



Figure 6-14: Band Edge Compliance

802.11a, Channel 52, 6 Mbps

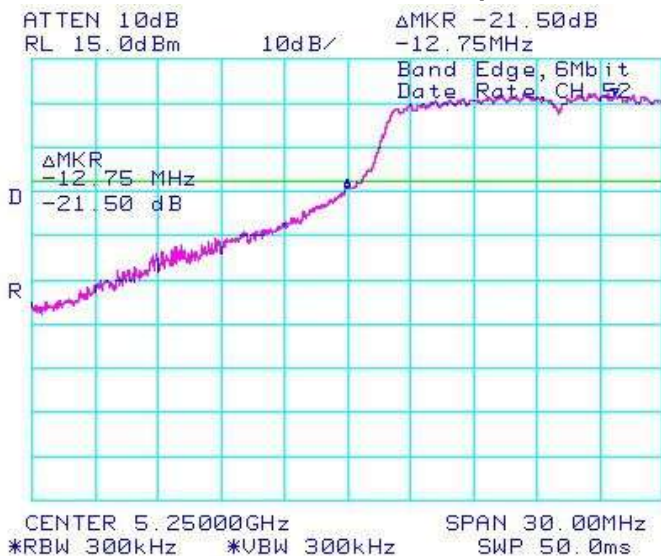



Figure 6-15: Band Edge Compliance

802.11a, Channel 64, 6 Mbps



	EMI Test Report for the BlackBerry® smartphone Model REC71UW, RED71UW	
	APPENDIX 6	
Test Report No. RTS-5385-1108-55A	Dates of Test July 28 to August 19, 2011	FCC ID: L6AREC70UW IC: 2503A-REC70UW FCC ID: L6ARED70UW IC: 2503A-RED70UW

802.11a RF Conducted Emission Test Results cont'd

Figure 6-16: Band Edge Compliance

802.11a, Channel 149, 6 Mbps

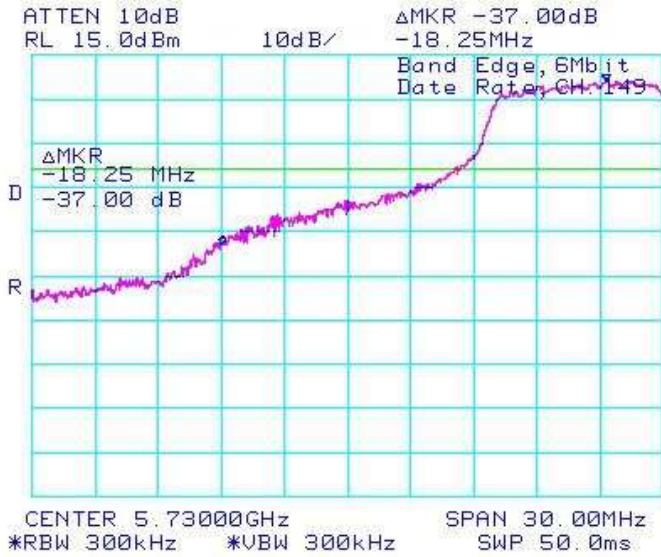
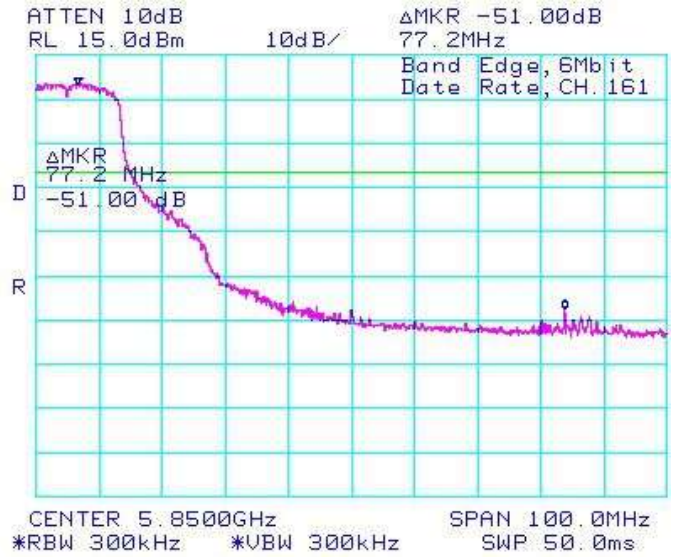



Figure 6-17: Band Edge Compliance

802.11a, Channel 161, 6 Mbps



	EMI Test Report for the BlackBerry® smartphone Model REC71UW, RED71UW	
	APPENDIX 6	
Test Report No. RTS-5385-1108-55A	Dates of Test July 28 to August 19, 2011	FCC ID: L6AREC70UW IC: 2503A-REC70UW FCC ID: L6ARED70UW IC: 2503A-RED70UW


802.11a RF Conducted Emission Test Results cont'd

Peak Power Spectral Density

The EUT met the requirements of the peak power spectral density as per 47 CFR 15.407 and RSS-210. Channels 36, 44, 48, 52, 60, 64, 149, 157, and 161 were measured at 6 Mbps, 24 Mbps, and 54 Mbps each for 802.11a mode.

Channel	Data Rate	Limit (dBm)	Measured Level (dBm)	Margin (dBm)
36	6 Mbps	< 8.00	-8.50	-16.50
	24 Mbps	< 8.00	-8.33	-16.33
	54 Mbps	< 8.00	-8.15	-16.15
44	6 Mbps	< 8.00	-8.00	-16.00
	24 Mbps	< 8.00	-7.83	-15.83
	54 Mbps	< 8.00	-9.00	-17.00
48	6 Mbps	< 8.00	-8.00	-16.00
	24 Mbps	< 8.00	-7.67	-15.67
	54 Mbps	< 8.00	-9.00	-17.00
52	6 Mbps	< 8.00	-8.00	-16.00
	24 Mbps	< 8.00	-7.50	-15.50
	54 Mbps	< 8.00	-8.83	-16.83
60	6 Mbps	< 8.00	-7.67	-15.67
	24 Mbps	< 8.00	-7.50	-15.50
	54 Mbps	< 8.00	-9.17	-17.17
64	6 Mbps	< 8.00	-7.83	-15.83
	24 Mbps	< 8.00	-7.67	-15.67
	54 Mbps	< 8.00	-9.00	-17.00
149	6 Mbps	< 8.00	-5.67	-13.67
	24 Mbps	< 8.00	-6.67	-14.67
	54 Mbps	< 8.00	-8.17	-16.17
157	6 Mbps	< 8.00	-6.00	-14.00
	24 Mbps	< 8.00	-7.54	-15.54
	54 Mbps	< 8.00	-8.53	-16.53
161	6 Mbps	< 8.00	-5.67	-13.67
	24 Mbps	< 8.00	-7.10	-15.10
	54 Mbps	< 8.00	-8.67	-16.67

See figures 6-18 to 6-26 for the plots of the peak power spectral density for Channel 36, 44, 48, 52, 60, 64, 149, 157 and 161 at 6 Mbps each for 802.11a mode.

	EMI Test Report for the BlackBerry® smartphone Model REC71UW, RED71UW	
	APPENDIX 6	
Test Report No. RTS-5385-1108-55A	Dates of Test July 28 to August 19, 2011	FCC ID: L6AREC70UW IC: 2503A-REC70UW FCC ID: L6ARED70UW IC: 2503A-RED70UW

802.11a RF Conducted Emission Test Results cont'd

Figure 6-18: Peak Power Spectral Density
802.11a, Channel 36, 6 Mbps

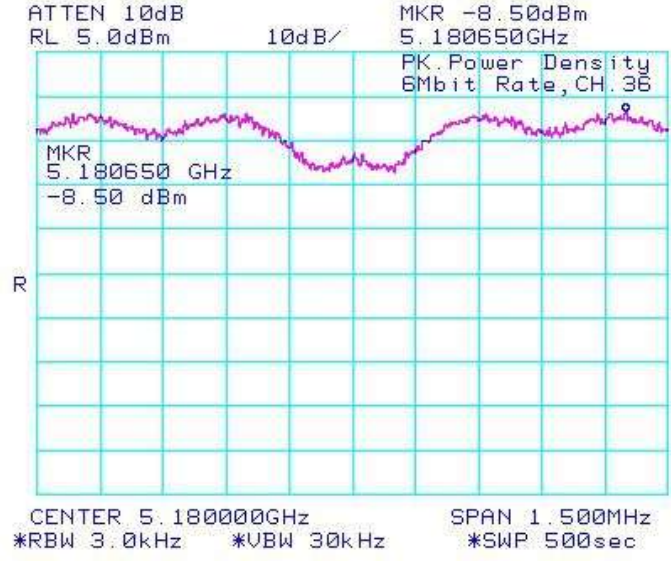


Figure 6-19: Peak Power Spectral Density
802.11a, Channel 44, 6 Mbps

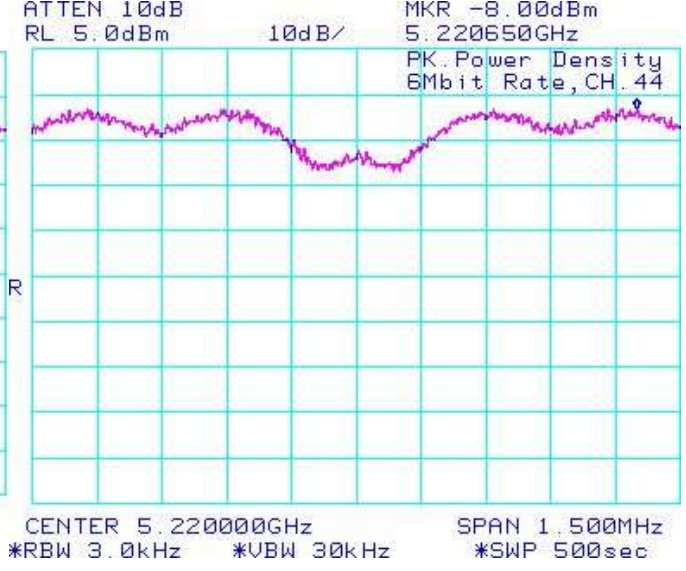


Figure 6-20: Peak Power Spectral Density
802.11a, Channel 48, 6 Mbps

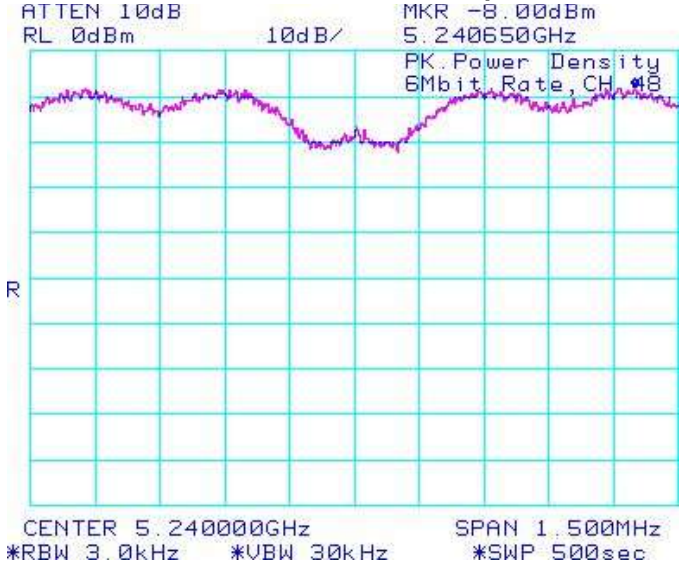
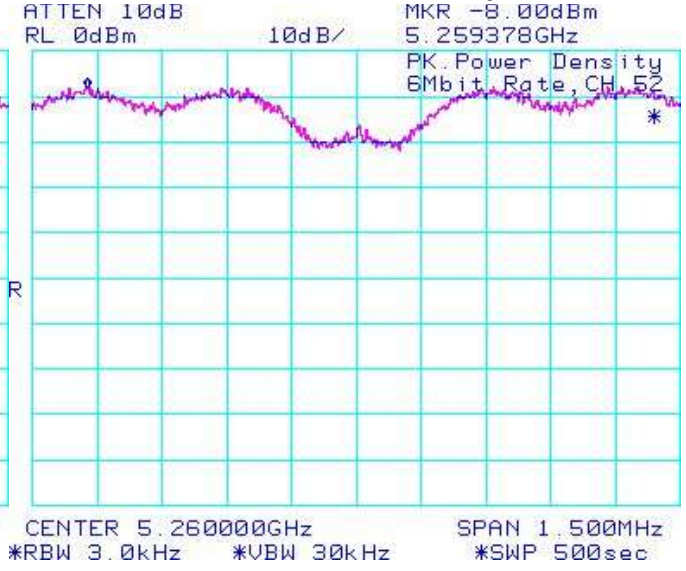



Figure 6-21: Peak Power Spectral Density
802.11a, Channel 52, 6 Mbps



	EMI Test Report for the BlackBerry® smartphone Model REC71UW, RED71UW	
	APPENDIX 6	
Test Report No. RTS-5385-1108-55A	Dates of Test July 28 to August 19, 2011	FCC ID: L6AREC70UW IC: 2503A-REC70UW FCC ID: L6ARED70UW IC: 2503A-RED70UW

802.11a RF Conducted Emission Test Results cont'd

Figure 6-22: Peak Power Spectral Density

802.11a, Channel 60, 6 Mbps

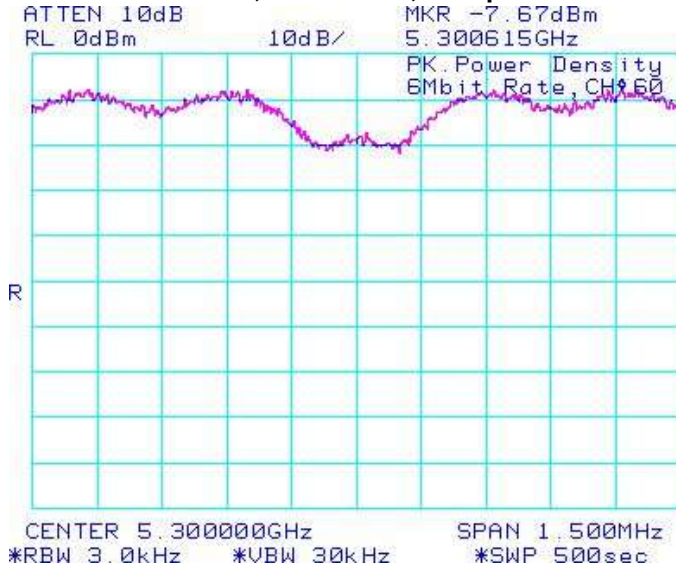


Figure 6-23: Peak Power Spectral Density

802.11a, Channel 64, 6 Mbps



Figure 6-24: Peak Power Spectral Density

802.11a, Channel 149, 6 Mbps

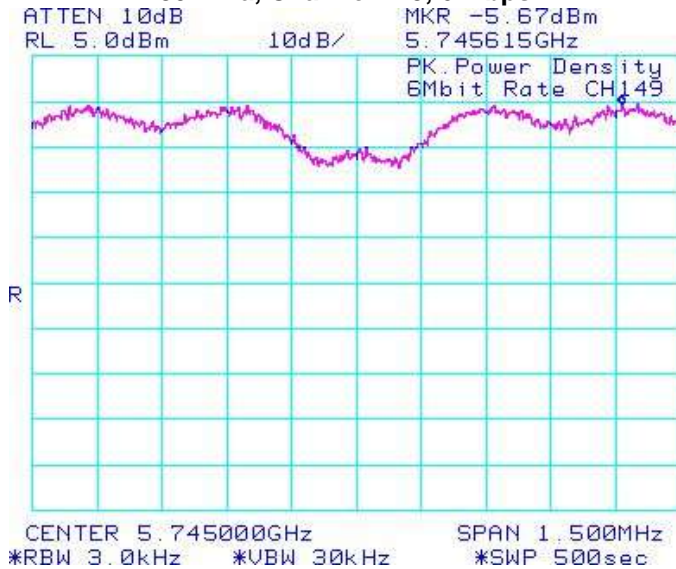
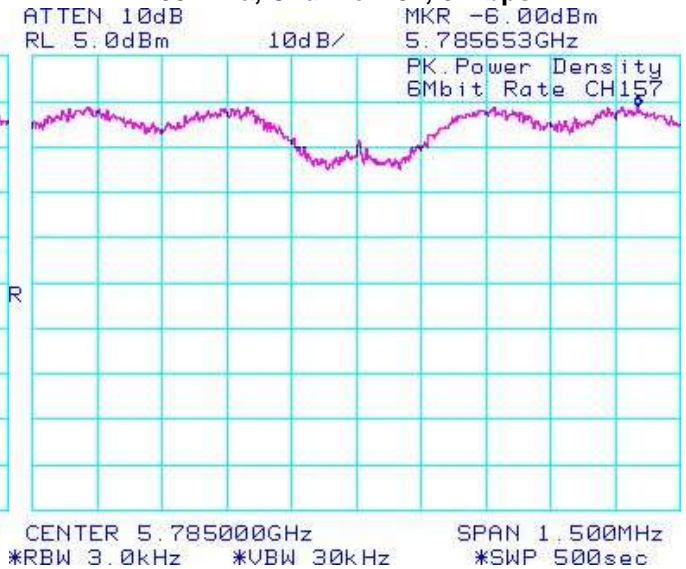



Figure 6-25: Peak Power Spectral Density

802.11a, Channel 157, 6 Mbps

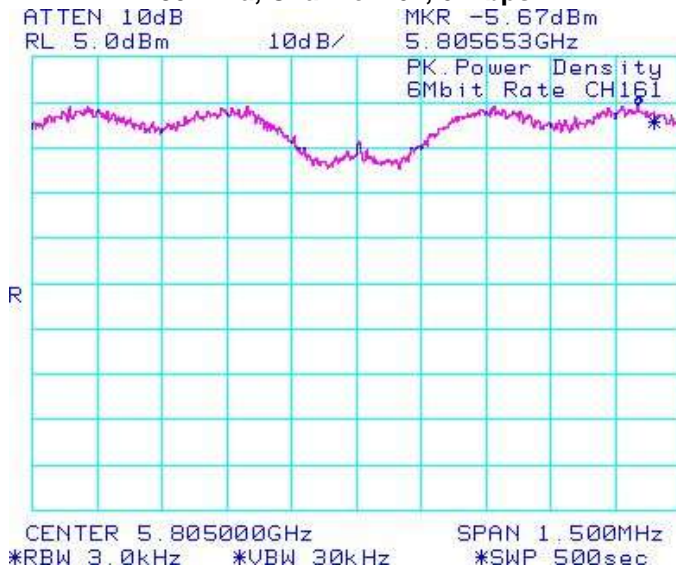


	EMI Test Report for the BlackBerry® smartphone Model REC71UW, RED71UW	
	APPENDIX 6	
Test Report No. RTS-5385-1108-55A	Dates of Test July 28 to August 19, 2011	FCC ID: L6AREC70UW IC: 2503A-REC70UW FCC ID: L6ARED70UW IC: 2503A-RED70UW

802.11a RF Conducted Emission Test Results cont'd

Figure 6-26: Peak Power Spectral Density

802.11a, Channel 161, 6 Mbps




Spurious RF Conducted Emissions

The EUT met the requirements of the spurious RF conducted emissions as per 47 CFR 15.407 and RSS-210. Channels 44, 60, and 157 were measured at 6 Mbps each for 802.11a mode. Peak power was measured using an Agilent power meter, model N1911A with model N1921A power sensor. A reference offset of 29.0 dB was applied to the spectrum analyzer reference level for the attenuators and coaxial cable loss in the test circuit.

Channel	Data Rate	Power (dBm)	Max. Measured Level (dBm)	Limit (dBc)	Margin (dB)
44	6 Mbps	14.64	-40.47	-20	-20.47
60	6 Mbps	14.72	-40.88	-20	-20.88
157	6 Mbps	16.45	-40.29	-20	-20.29

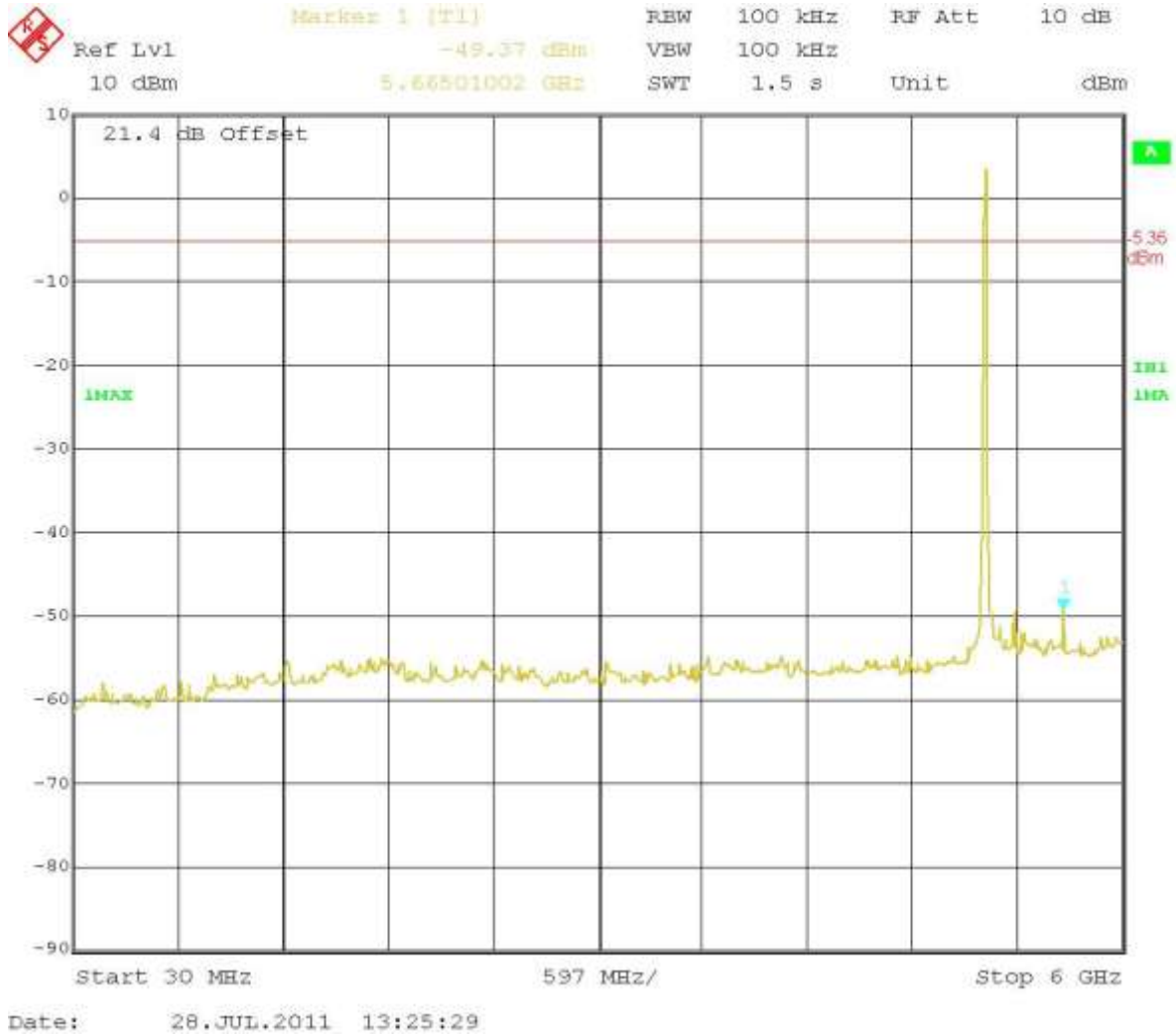
The emissions were in the noise floor.


See figures 6-27 to 6-29 for the plots of the spurious RF conducted emissions for Channel 44, 60 and 157 at 6 Mbps each for 802.11a mode.

	EMI Test Report for the BlackBerry® smartphone Model REC71UW, RED71UW	
	APPENDIX 6	
Test Report No. RTS-5385-1108-55A	Dates of Test July 28 to August 19, 2011	FCC ID: L6AREC70UW IC: 2503A-REC70UW FCC ID: L6ARED70UW IC: 2503A-RED70UW

802.11a RF Conducted Emission Test Results cont'd

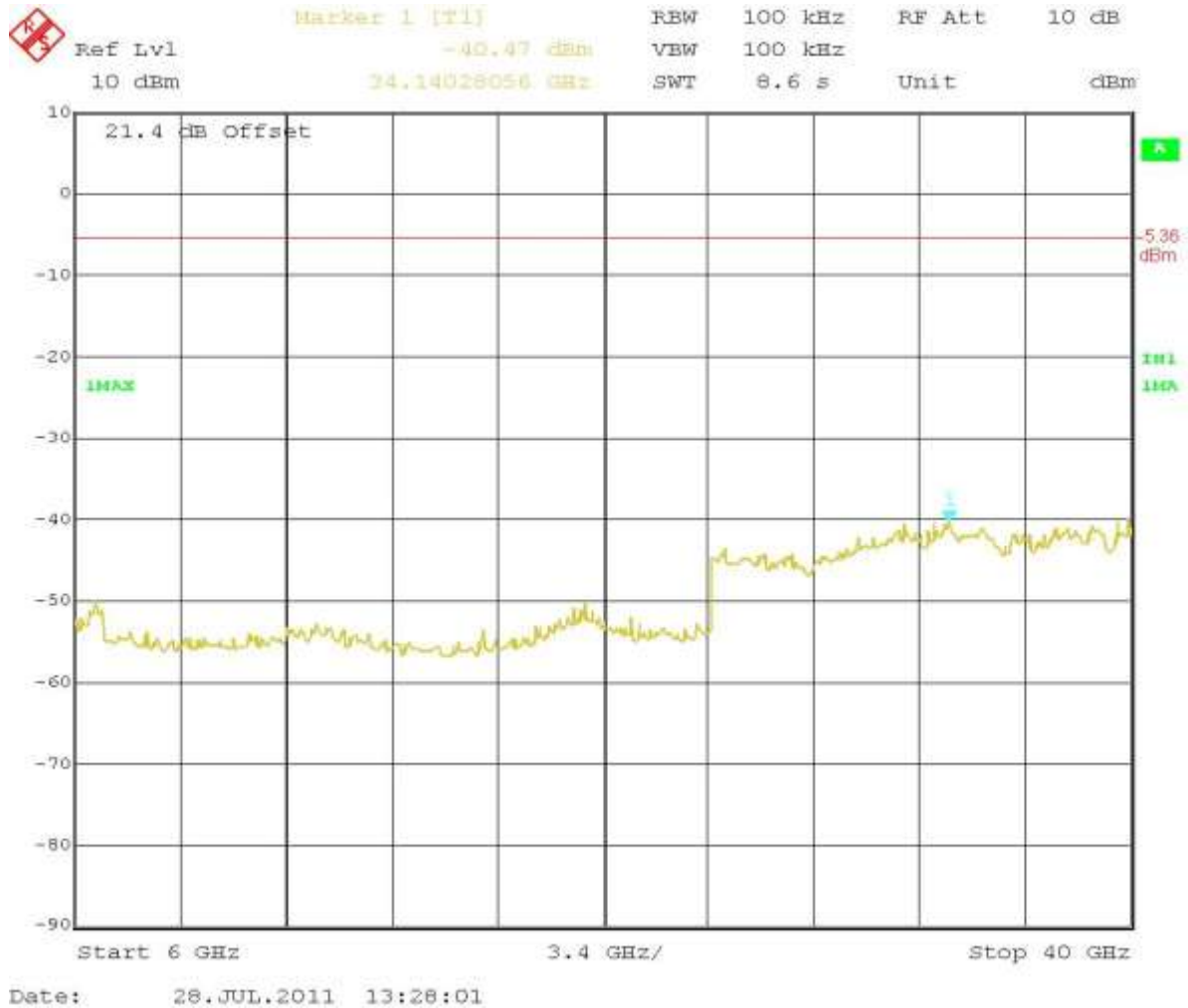
Figure 6-27a: Spurious RF Conducted Emissions, 802.11a Channel 44, 6 Mbps




	EMI Test Report for the BlackBerry® smartphone Model REC71UW, RED71UW	
	APPENDIX 6	
Test Report No. RTS-5385-1108-55A	Dates of Test July 28 to August 19, 2011	FCC ID: L6AREC70UW IC: 2503A-REC70UW FCC ID: L6ARED70UW IC: 2503A-RED70UW

802.11a RF Conducted Emission Test Results cont'd

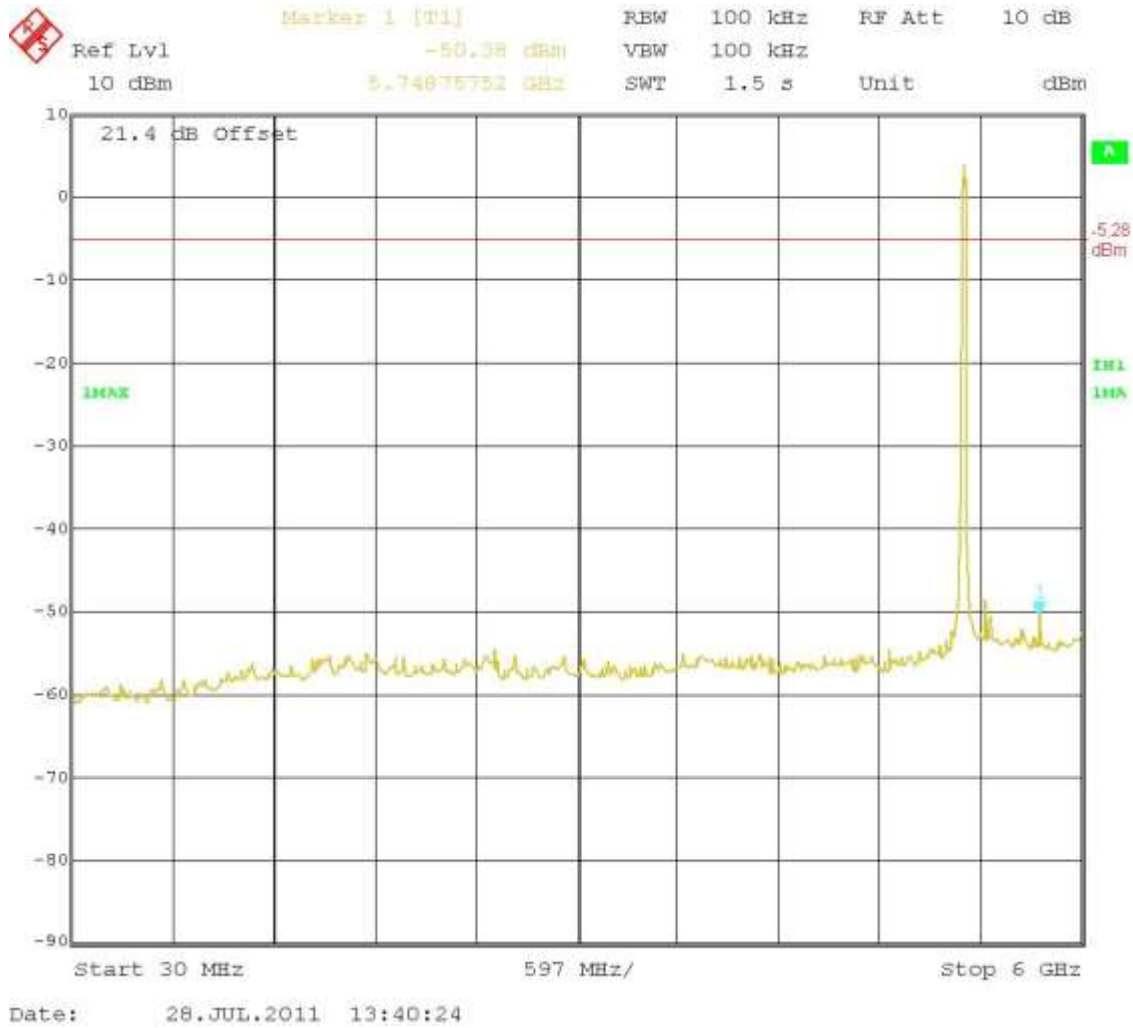
Figure 6-27b: Spurious RF Conducted Emissions, 802.11a Channel 44, 6 Mbps




	EMI Test Report for the BlackBerry® smartphone Model REC71UW, RED71UW	
	APPENDIX 6	
Test Report No. RTS-5385-1108-55A	Dates of Test July 28 to August 19, 2011	FCC ID: L6AREC70UW IC: 2503A-REC70UW FCC ID: L6ARED70UW IC: 2503A-RED70UW

802.11a RF Conducted Emission Test Results cont'd

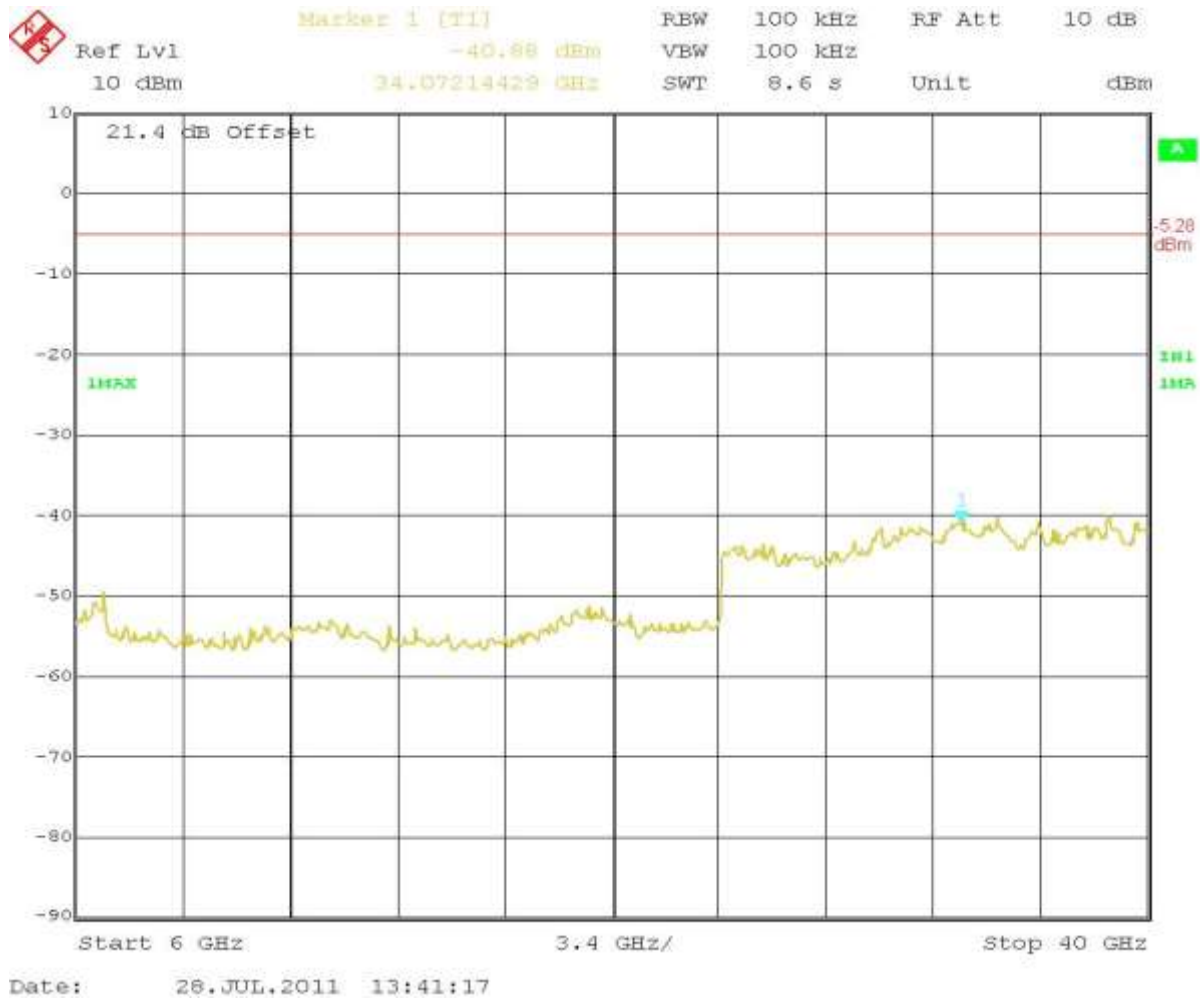
Figure 6-28a: Spurious RF Conducted Emissions, 802.11a Channel 60, 6 Mbps




	EMI Test Report for the BlackBerry® smartphone Model REC71UW, RED71UW	
	APPENDIX 6	
Test Report No. RTS-5385-1108-55A	Dates of Test July 28 to August 19, 2011	FCC ID: L6AREC70UW IC: 2503A-REC70UW FCC ID: L6ARED70UW IC: 2503A-RED70UW

802.11a RF Conducted Emission Test Results cont'd

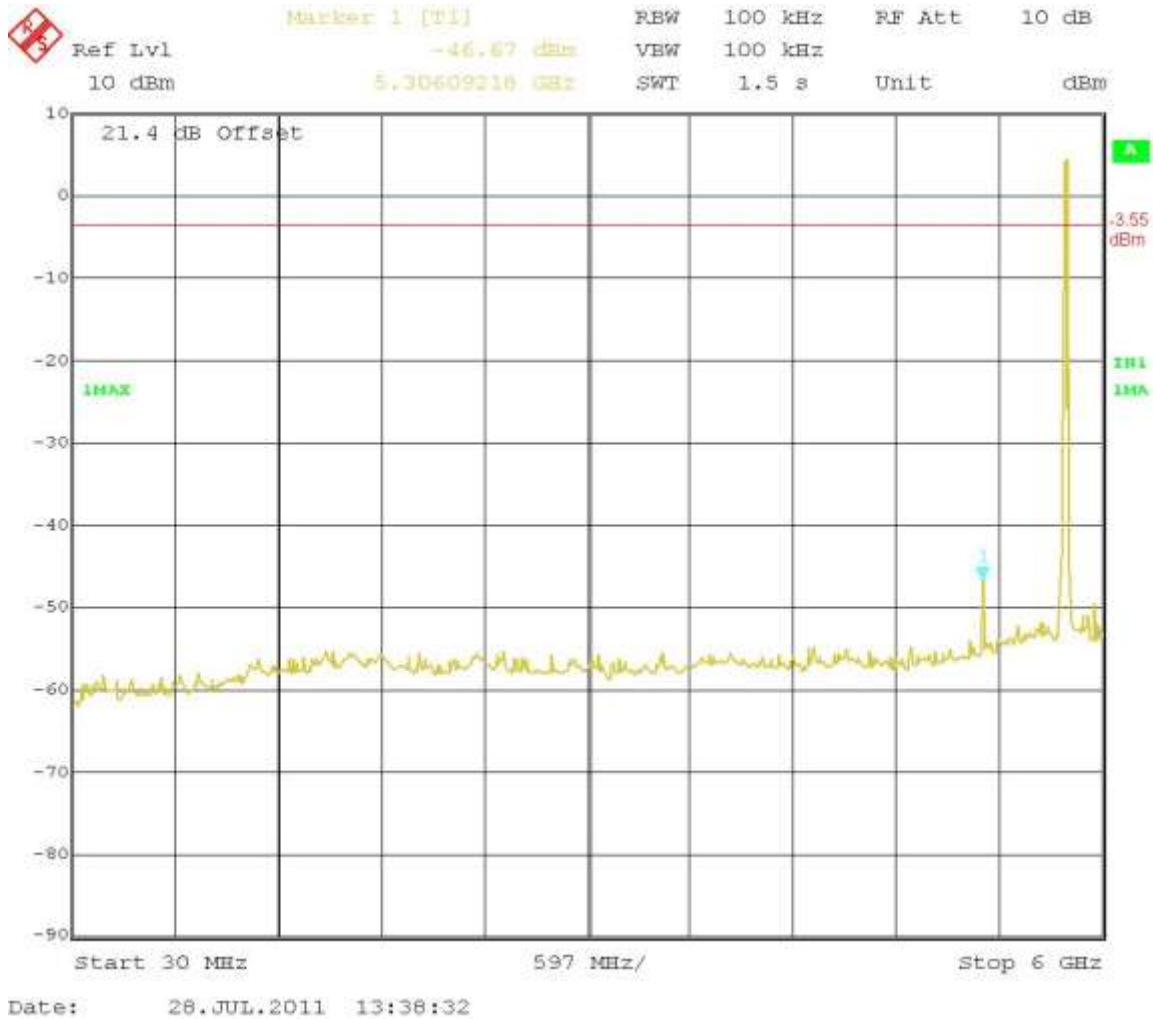
Figure 6-28b: Spurious RF Conducted Emissions, 802.11a Channel 60, 6 Mbps




	EMI Test Report for the BlackBerry® smartphone Model REC71UW, RED71UW	
	APPENDIX 6	
Test Report No. RTS-5385-1108-55A	Dates of Test July 28 to August 19, 2011	FCC ID: L6AREC70UW IC: 2503A-REC70UW FCC ID: L6ARED70UW IC: 2503A-RED70UW

802.11a RF Conducted Emission Test Results cont'd

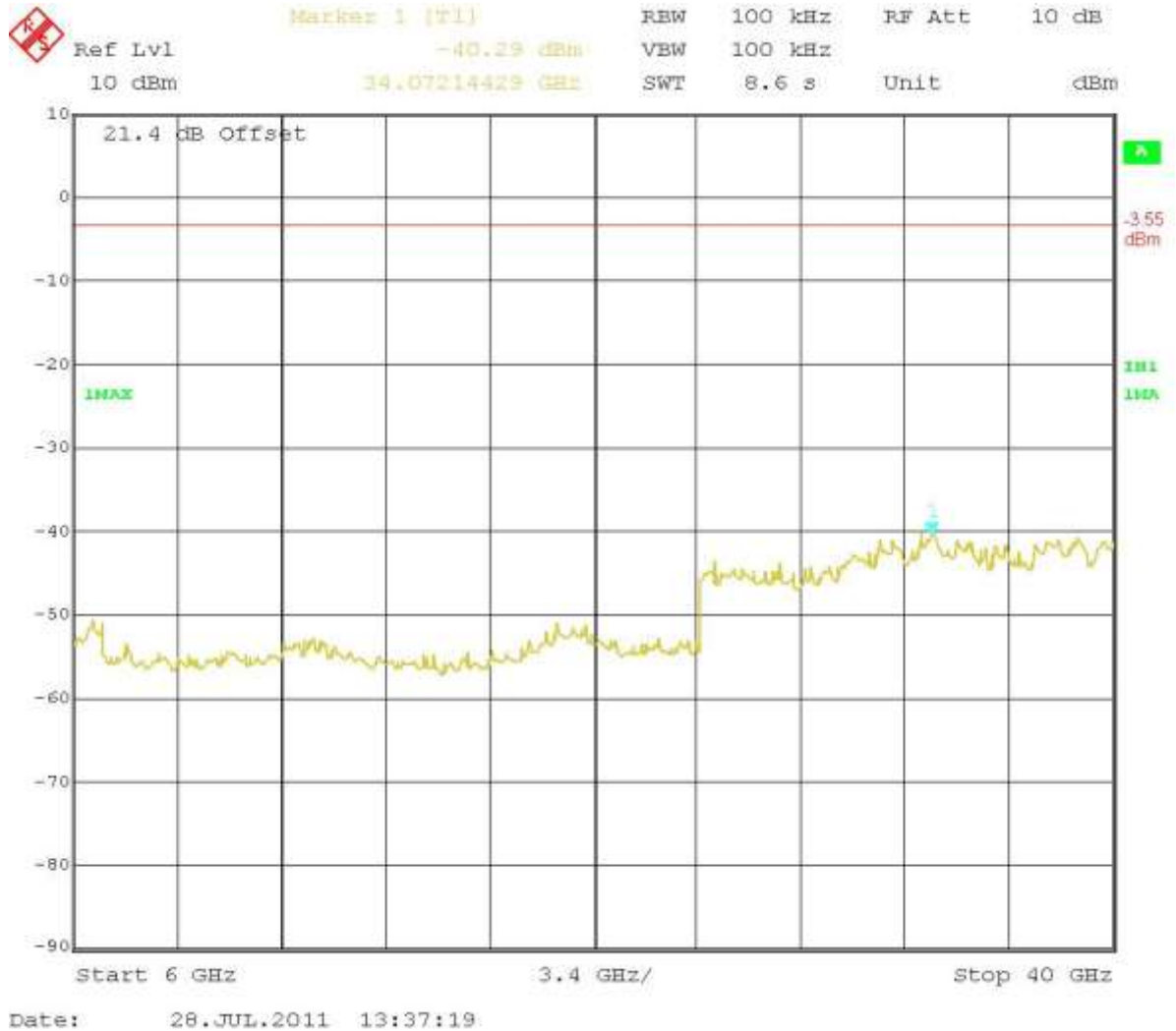
Figure 6-29a: Spurious RF Conducted Emissions, 802.11a Channel 157, 6 Mbps




	EMI Test Report for the BlackBerry® smartphone Model REC71UW, RED71UW	
	APPENDIX 6	
Test Report No. RTS-5385-1108-55A	Dates of Test July 28 to August 19, 2011	FCC ID: L6AREC70UW IC: 2503A-REC70UW FCC ID: L6ARED70UW IC: 2503A-RED70UW


802.11a RF Conducted Emission Test Results cont'd

Figure 6-29b: Spurious RF Conducted Emissions, 802.11a Channel 157, 6 Mbps



	EMI Test Report for the BlackBerry® smartphone Model REC71UW, RED71UW APPENDIX 7	
Test Report No. RTS-5385-1108-55A	Dates of Test July 28 to August 19, 2011	FCC ID: L6AREC70UW IC: 2503A-REC70UW FCC ID: L6ARED70UW IC: 2503A-RED70UW

APPENDIX 7 – NEAR FIELD COMMUNICATIONS TEST DATA/PLOTS

	EMI Test Report for the BlackBerry® smartphone Model REC71UW, RED71UW	
	APPENDIX 7	
Test Report No. RTS-5385-1108-55A	Dates of Test July 28 to August 19, 2011	FCC ID: L6AREC70UW IC: 2503A-REC70UW FCC ID: L6ARED70UW IC: 2503A-RED70UW

Near Field Communications (NFC) Test Results cont'd

Radiated Emissions

The following test configurations were measured for model REC71UW:

Date of Test: August 12, 2011

Measurements were performed by Nielven Olis.

The environmental test conditions were: Temperature: 26 °C
Relative Humidity: 32 %


The test distance was 3.0 metres with a EUT height of 0.8 metres, and sweep frequency of 9 kHz to 1 GHz.

The BlackBerry® smartphone was in vertical position.

The frequency sweep measurements were performed in Near Field Communications Tx mode at 13.56 MHz.

Frequency (MHz)	Reading (PK) (dBµV)	Correction Factor (dB)	Corrected Reading (PK) (dBµV/m)	Limit (dBµV/m)	Test Margin (dB)
13.56	34.26	24.24	58.50	124.00	-65.50

All other emissions had a test margin of greater than 25.0 dB.

	EMI Test Report for the BlackBerry® smartphone Model REC71UW, RED71UW	
	APPENDIX 7	
Test Report No. RTS-5385-1108-55A	Dates of Test July 28 to August 19, 2011	FCC ID: L6AREC70UW IC: 2503A-REC70UW FCC ID: L6ARED70UW IC: 2503A-RED70UW

Near Field Communications (NFC) Test Results cont'd

Frequency Stability cont'd

Test Temperature (Celsius)	Nominal Freq. (MHz)	Measured Freq. (MHz)	Input Voltage (Volts)	Max Freq Error (Hz)	% Deviation (Limit .01%)	PPM
40	13.56	13.560682	3.6	682	0.00503	50.2950
40	13.56	13.560682	3.7	682	0.00503	50.2950
40	13.56	13.560677	4.2	677	0.00499	49.9263
50	13.56	13.560556	3.6	556	0.00410	41.0029
50	13.56	13.560556	3.7	556	0.00410	41.0029
50	13.56	13.560523	4.2	523	0.00386	38.5693
60	13.56	13.560228	3.6	228	0.00168	16.8142
60	13.56	13.560228	3.7	228	0.00168	16.8142
60	13.56	13.560204	4.2	204	0.00150	15.0442