
	Document <b>Appendix B for the BlackBerry® Smartphone Model REA71UW/REB71UW SAR Report</b>			Page <b>1(147)</b>
	Author Data <b>Andrew Becker</b>	Dates of Test <b>August 4 – September 29, 2011</b>	Test Report No <b>RTS-5316-1109-53A</b>	FCC ID: <b>L6AREA70UW</b> <b>L6AREB70UW</b>

**APPENDIX B: SAR DISTRIBUTION PLOTS FOR HEAD CONFIGURATION**

	Document <b>Appendix B for the BlackBerry® Smartphone Model REA71UW/REB71UW SAR Report</b>			Page <b>2(147)</b>
	Author Data <b>Andrew Becker</b>	Dates of Test <b>August 4 – September 29, 2011</b>	Test Report No <b>RTS-5316-1109-53A</b>	FCC ID: <b>L6AREA70UW</b> <b>L6AREB70UW</b>

Date/Time: 8/4/2011 11:24:35 PM, Date/Time: 8/4/2011 11:31:38 PM

Test Laboratory: RIM Testing Services

**RightHandSide\_EDGE850\_low\_chan\_amb\_temp\_22.8\_liq\_temp\_22.4C**

**DUT: BlackBerry Smartphone; Type: Sample ; Serial: 27EB7923**


Communication System: EDGE 850 (2slots); Communication System Band: EDGE 850;  
Frequency: 824.2 MHz; Communication System PAR: 6.232 dB  
Medium parameters used:  $f = 825 \text{ MHz}$ ;  $\sigma = 0.897 \text{ mho/m}$ ;  $\epsilon_r = 41.213$ ;  $\rho = 1000 \text{ kg/m}^3$   
Phantom section: Right Section  
Measurement Standard: DASYS (IEEE/IEC/ANSI C63.19-2007)

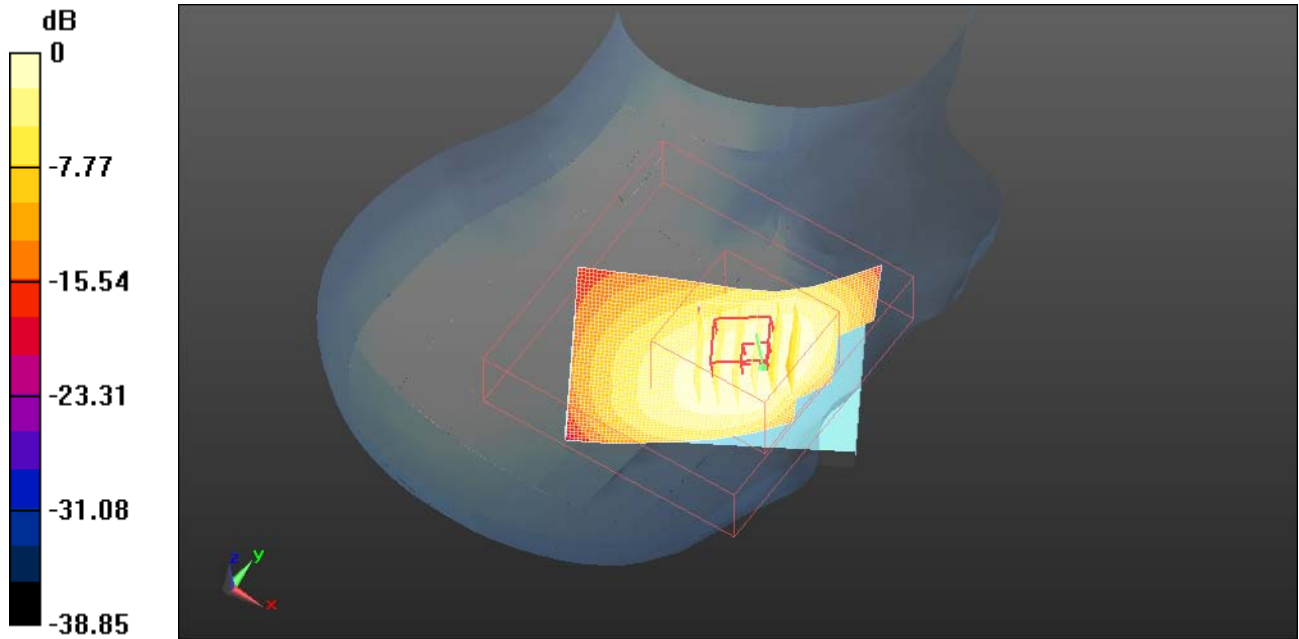
DASY5 Configuration:

- Probe: ES3DV3 - SN3225; ConvF(6.47, 6.47, 6.47); Calibrated: 1/13/2011
- Sensor-Surface: 3mm (Mechanical Surface Detection)
- Electronics: DAE3 Sn472; Calibrated: 3/7/2011
- Phantom: SAM 1; Type: SAM 4.0; Serial: 1076
- Measurement SW: DASYS2, Version 52.6 (2); SEMCAD X Version 14.4.4 (2829)


**Configuration/Touch position -/Area Scan (51x81x1):** Measurement grid:  
dx=15mm, dy=15mm  
Maximum value of SAR (interpolated) = 1.096 mW/g

**Configuration/Touch position -/Zoom Scan (5x5x7) (6x6x7)/Cube 0:**  
Measurement grid: dx=7.5mm, dy=7.5mm, dz=5mm  
Reference Value = 13.290 V/m; Power Drift = 0.0047 dB  
Peak SAR (extrapolated) = 1.310 W/kg  
**SAR(1 g) = 0.957 mW/g; SAR(10 g) = 0.684 mW/g**  
Maximum value of SAR (measured) = 1.078 mW/g

	Document <b>Appendix B for the BlackBerry® Smartphone Model REA71UW/REB71UW SAR Report</b>			Page <b>3(147)</b>
	Author Data <b>Andrew Becker</b>	Dates of Test <b>August 4 – September 29, 2011</b>	Test Report No <b>RTS-5316-1109-53A</b>	FCC ID: <b>L6AREA70UW</b> <b>L6AREB70UW</b>



0 dB = 1.080mW/g

	Document <b>Appendix B for the BlackBerry® Smartphone Model REA71UW/REB71UW</b> <b>SAR Report</b>			Page <b>4(147)</b>
	Author Data <b>Andrew Becker</b>	Dates of Test <b>August 4 – September 29, 2011</b>	Test Report No <b>RTS-5316-1109-53A</b>	FCC ID: <b>L6AREA70UW</b> <b>L6AREB70UW</b>

Date/Time: 8/4/2011 10:27:42 PM, Date/Time: 8/4/2011 10:32:46 PM

Test Laboratory: RIM Testing Services

## RightHandSide\_EDGE850\_mid\_chan\_amb\_temp\_22.8\_liq\_temp\_22.4C

**DUT: BlackBerry Smartphone; Type: Sample ; Serial: 27EB7923**

Communication System: EDGE 850 (2slots); Communication System Band: EDGE 850;  
Frequency: 836.8 MHz; Communication System PAR: 6.232 dB  
Medium parameters used (interpolated):  $f = 836.8$  MHz;  $\sigma = 0.908$  mho/m;  $\epsilon_r = 41.104$ ;  $\rho = 1000$  kg/m<sup>3</sup>  
Phantom section: Right Section  
Measurement Standard: DASYS (IEEE/IEC/ANSI C63.19-2007)

DASY5 Configuration:

- Probe: ES3DV3 - SN3225; ConvF(6.47, 6.47, 6.47); Calibrated: 1/13/2011
- Sensor-Surface: 3mm (Mechanical Surface Detection)
- Electronics: DAE3 Sn472; Calibrated: 3/7/2011
- Phantom: SAM 1; Type: SAM 4.0; Serial: 1076
- Measurement SW: DASYS2, Version 52.6 (2); SEMCAD X Version 14.4.4 (2829)

**Configuration/Touch position -/Area Scan (51x81x1):** Measurement grid:  
dx=15mm, dy=15mm

[Info: Interpolated medium parameters used for SAR evaluation.](#)


Maximum value of SAR (interpolated) = 1.167 mW/g

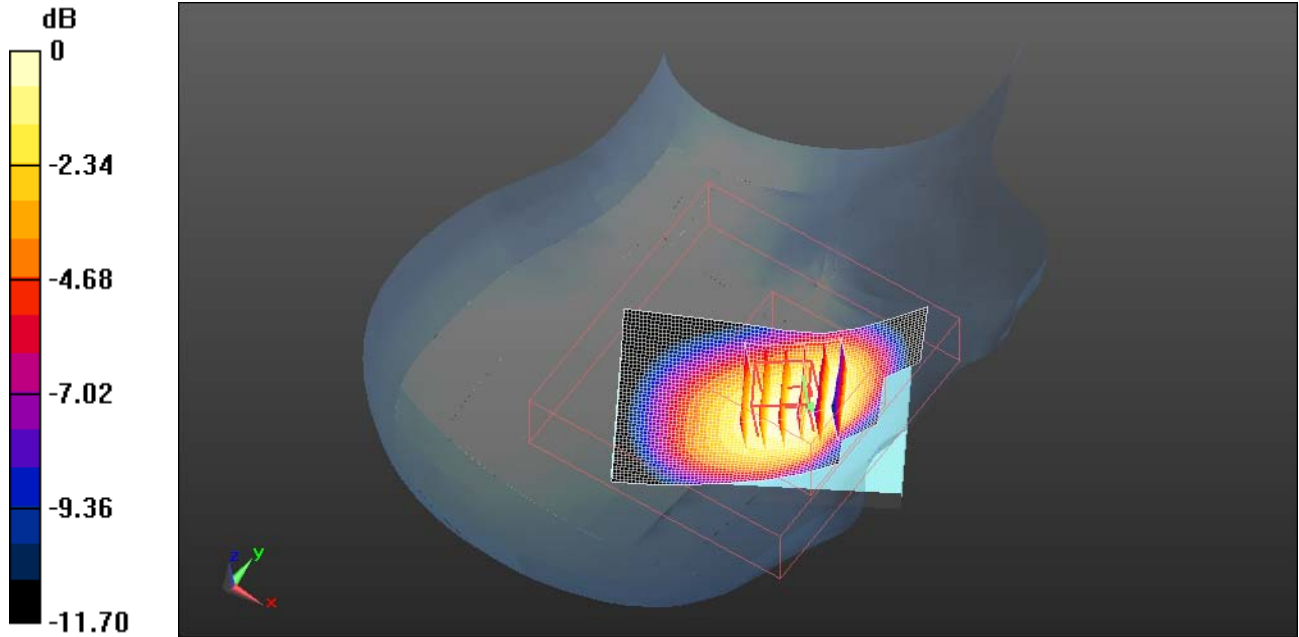
**Configuration/Touch position -/Zoom Scan (5x5x7) (6x6x7)/Cube 0:**

Measurement grid: dx=7.5mm, dy=7.5mm, dz=5mm  
Reference Value = 14.551 V/m; Power Drift = -0.19 dB  
Peak SAR (extrapolated) = 1.370 W/kg  
**SAR(1 g) = 1.02 mW/g; SAR(10 g) = 0.733 mW/g**


[Info: Interpolated medium parameters used for SAR evaluation.](#)

Maximum value of SAR (measured) = 1.138 mW/g

	Document <b>Appendix B for the BlackBerry® Smartphone Model REA71UW/REB71UW SAR Report</b>			Page <b>5(147)</b>
	Author Data <b>Andrew Becker</b>	Dates of Test <b>August 4 – September 29, 2011</b>	Test Report No <b>RTS-5316-1109-53A</b>	FCC ID: <b>L6AREA70UW</b> <b>L6AREB70UW</b>



0 dB = 1.140mW/g

	Document <b>Appendix B for the BlackBerry® Smartphone Model REA71UW/REB71UW SAR Report</b>			Page <b>6(147)</b>
	Author Data <b>Andrew Becker</b>	Dates of Test <b>August 4 – September 29, 2011</b>	Test Report No <b>RTS-5316-1109-53A</b>	FCC ID: <b>L6AREA70UW</b> <b>L6AREB70UW</b>

Date/Time: 8/4/2011 11:49:06 PM, Date/Time: 8/4/2011 11:54:10 PM

Test Laboratory: RIM Testing Services

## RightHandSide\_EDGE850\_high\_chan\_amb\_temp\_22.6\_liq\_temp\_22.2C

**DUT: BlackBerry Smartphone; Type: Sample ; Serial: 27EB7923**

Communication System: EDGE 850 (2slots); Communication System Band: EDGE 850;  
Frequency: 848.8 MHz; Communication System PAR: 6.232 dB

Medium parameters used (interpolated):  $f = 848.8$  MHz;  $\sigma = 0.919$  mho/m;  $\epsilon_r = 40.937$ ;  $\rho = 1000$  kg/m<sup>3</sup>

Phantom section: Right Section

Measurement Standard: DASYS (IEEE/IEC/ANSI C63.19-2007)

DASY5 Configuration:

- Probe: ES3DV3 - SN3225; ConvF(6.47, 6.47, 6.47); Calibrated: 1/13/2011
- Sensor-Surface: 3mm (Mechanical Surface Detection)
- Electronics: DAE3 Sn472; Calibrated: 3/7/2011
- Phantom: SAM 1; Type: SAM 4.0; Serial: 1076
- Measurement SW: DASY52, Version 52.6 (2); SEMCAD X Version 14.4.4 (2829)

**Configuration/Touch position -/Area Scan (51x81x1):** Measurement grid:  
dx=15mm, dy=15mm

**Info:** Interpolated medium parameters used for SAR evaluation.

Maximum value of SAR (interpolated) = 1.195 mW/g

**Configuration/Touch position -/Zoom Scan (5x5x7) (6x6x7)/Cube 0:**

Measurement grid: dx=7.5mm, dy=7.5mm, dz=5mm


Reference Value = 14.002 V/m; Power Drift = -0.02 dB

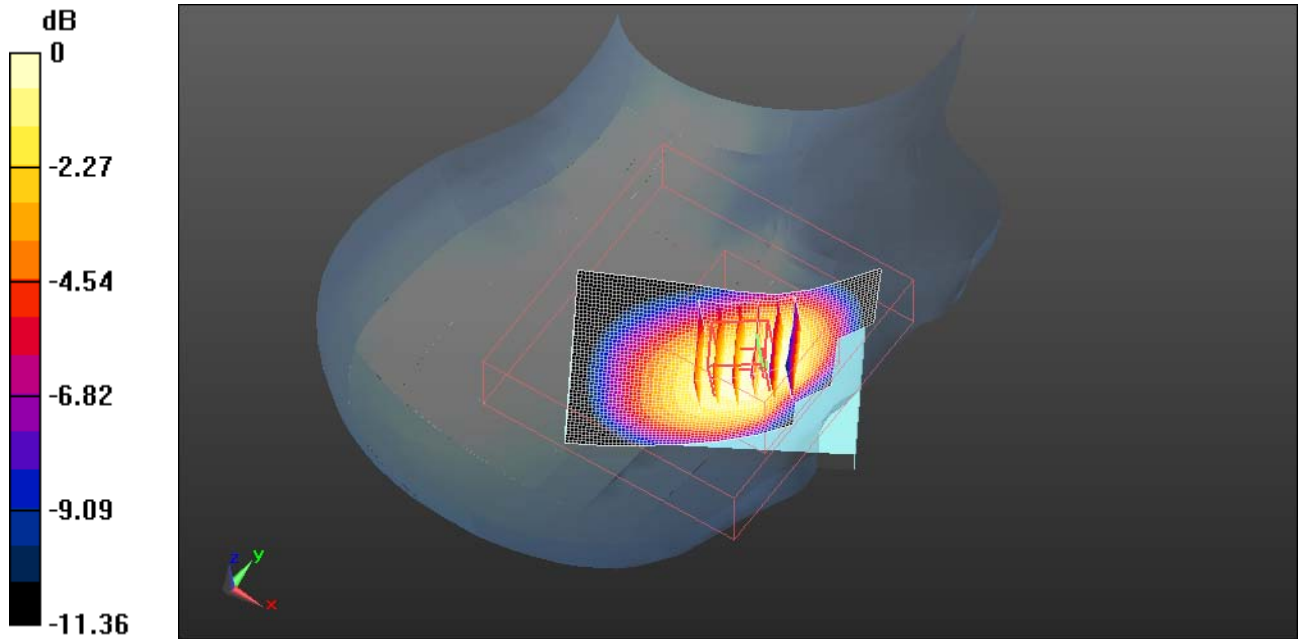
Peak SAR (extrapolated) = 1.389 W/kg

**SAR(1 g) = 1.03 mW/g; SAR(10 g) = 0.746 mW/g**


**Info:** Interpolated medium parameters used for SAR evaluation.

Maximum value of SAR (measured) = 1.164 mW/g

	Document <b>Appendix B for the BlackBerry® Smartphone Model REA71UW/REB71UW SAR Report</b>			Page <b>7(147)</b>
	Author Data <b>Andrew Becker</b>	Dates of Test <b>August 4 – September 29, 2011</b>	Test Report No <b>RTS-5316-1109-53A</b>	FCC ID: <b>L6AREA70UW</b> <b>L6AREB70UW</b>



0 dB = 1.160mW/g

	Document <b>Appendix B for the BlackBerry® Smartphone Model REA71UW/REB71UW SAR Report</b>			Page <b>8(147)</b>
	Author Data <b>Andrew Becker</b>	Dates of Test <b>August 4 – September 29, 2011</b>	Test Report No <b>RTS-5316-1109-53A</b>	FCC ID: <b>L6AREA70UW</b> <b>L6AREB70UW</b>

Date/Time: 9/15/2011 8:05:45 PM

Test Laboratory: RIM Testing Services

**Volume\_Scan\_RightHandSide\_EDGE850\_high\_chan\_amb\_temp\_23.5\_I  
iq\_temp\_22.6C**

**DUT: BlackBerry Smartphone; Type: Sample ; Serial: 28302141**

Communication System: EDGE 850 (2slots); Communication System Band: EDGE 850;  
Frequency: 848.8 MHz; Communication System PAR: 6.232 dB  
Medium parameters used (interpolated):  $f = 848.8$  MHz;  $\sigma = 0.949$  mho/m;  $\epsilon_r = 39.687$ ;  $\rho = 1000$  kg/m<sup>3</sup>  
Phantom section: Right Section  
Measurement Standard: DASYS (IEEE/IEC/ANSI C63.19-2007)

DASY5 Configuration:

- Probe: ES3DV3 - SN3225; ConvF(6.11, 6.11, 6.11); Calibrated: 1/13/2011
- Sensor-Surface: 3mm (Mechanical Surface Detection)
- Electronics: DAE3 Sn472; Calibrated: 3/7/2011
- Phantom: SAM 1; Type: SAM 4.0; Serial: 1076
- Measurement SW: DASY52, Version 52.6 (2); SEMCAD X Version 14.4.4 (2829)

**Configuration/Touch position - Volume Scan/Volume Scan**

**(13x15x7)/Cube 0:** Measurement grid: dx=7.5mm, dy=7.5mm, dz=5mm

Reference Value = 14.898 V/m; Power Drift = 0.21 dB


Peak SAR (extrapolated) = 1.563 W/kg

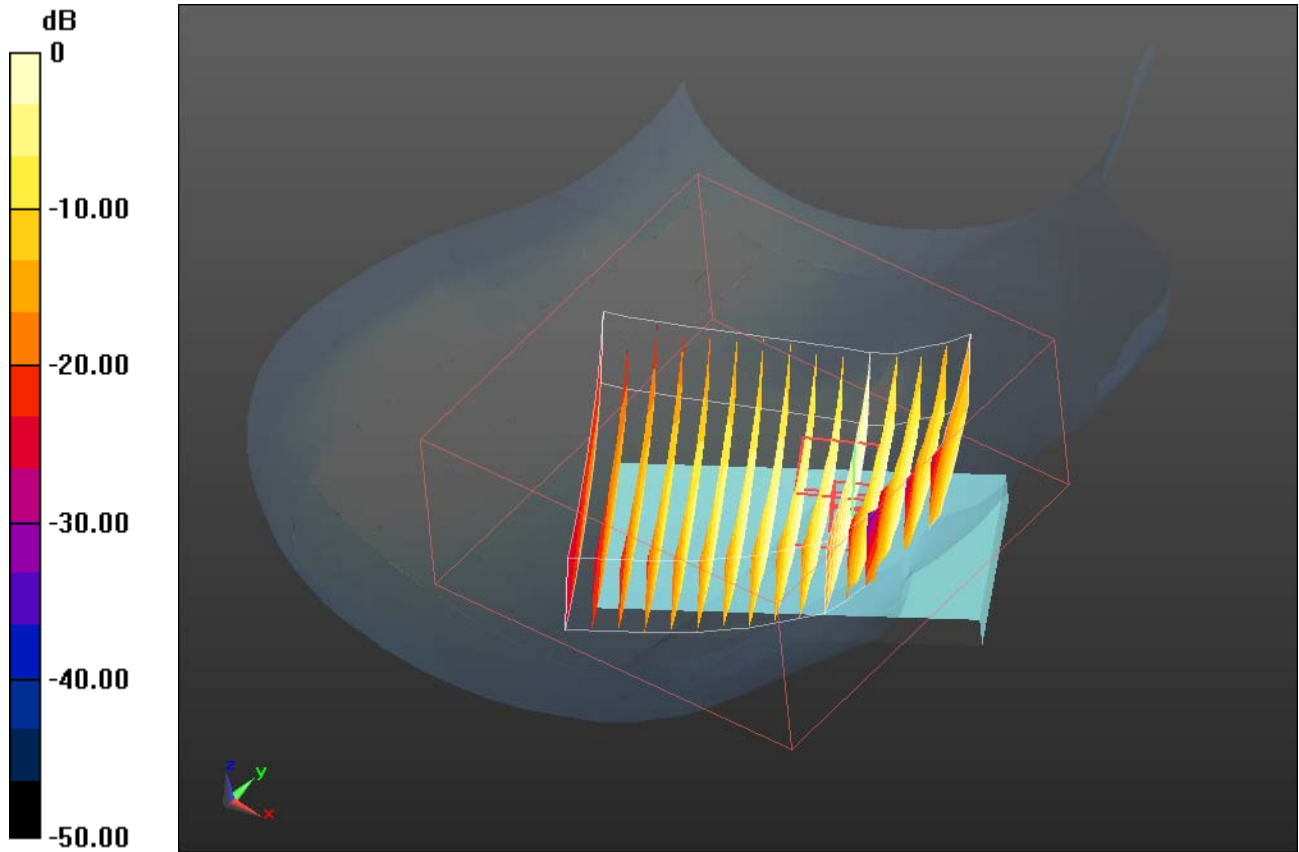
**SAR(1 g) = 1.15 mW/g; SAR(10 g) = 0.816 mW/g**

[Info: Interpolated medium parameters used for SAR evaluation.](#)


Maximum value of SAR (measured) = 1.287 mW/g



	Document <b>Appendix B for the BlackBerry® Smartphone Model REA71UW/REB71UW SAR Report</b>			Page <b>9(147)</b>
	Author Data <b>Andrew Becker</b>	Dates of Test <b>August 4 – September 29, 2011</b>	Test Report No <b>RTS-5316-1109-53A</b>	FCC ID: <b>L6AREA70UW</b> <b>L6AREB70UW</b>



0 dB = 1.290mW/g

	Document <b>Appendix B for the BlackBerry® Smartphone Model REA71UW/REB71UW</b> <b>SAR Report</b>			Page <b>10(147)</b>
	Author Data <b>Andrew Becker</b>	Dates of Test <b>August 4 – September 29, 2011</b>	Test Report No <b>RTS-5316-1109-53A</b>	FCC ID: <b>L6AREA70UW</b> <b>L6AREB70UW</b>

Date/Time: 8/5/2011 12:28:09 AM, Date/Time: 8/5/2011 12:33:19 AM, Date/Time:  
8/5/2011 12:40:14 AM

Test Laboratory: RIM Testing Services

## RightHandSide\_Tilt\_EDGE850\_mid\_chan\_amb\_temp\_22.6\_liq\_temp\_22 .1C

**DUT: BlackBerry Smartphone; Type: Sample ; Serial: 27EB7923**

Communication System: EDGE 850 (2slots); Communication System Band: EDGE 850;  
Frequency: 836.8 MHz; Communication System PAR: 6.232 dB  
Medium parameters used (interpolated):  $f = 836.8$  MHz;  $\sigma = 0.908$  mho/m;  $\epsilon_r = 41.104$ ;  $\rho = 1000$  kg/m<sup>3</sup>  
Phantom section: Right Section  
Measurement Standard: DASYS5 (IEEE/IEC/ANSI C63.19-2007)

DASY5 Configuration:

- Probe: ES3DV3 - SN3225; ConvF(6.47, 6.47, 6.47); Calibrated: 1/13/2011
- Sensor-Surface: 3mm (Mechanical Surface Detection)
- Electronics: DAE3 Sn472; Calibrated: 3/7/2011
- Phantom: SAM 1; Type: SAM 4.0; Serial: 1076
- Measurement SW: DASYS2, Version 52.6 (2); SEMCAD X Version 14.4.4 (2829)

**Configuration/Touch position -/Area Scan (51x81x1):** Measurement grid:  
dx=15mm, dy=15mm


[Info: Interpolated medium parameters used for SAR evaluation.](#)

Maximum value of SAR (interpolated) = 0.635 mW/g

**Configuration/Touch position -/Zoom Scan (5x5x7) (6x6x7)/Cube 0:**

Measurement grid: dx=7.5mm, dy=7.5mm, dz=5mm  
Reference Value = 20.042 V/m; Power Drift = -0.05 dB  
Peak SAR (extrapolated) = 0.737 W/kg  
**SAR(1 g) = 0.581 mW/g; SAR(10 g) = 0.429 mW/g**

[Info: Interpolated medium parameters used for SAR evaluation.](#)

	Document <b>Appendix B for the BlackBerry® Smartphone Model REA71UW/REB71UW</b> <b>SAR Report</b>			Page <b>11(147)</b>
	Author Data <b>Andrew Becker</b>	Dates of Test <b>August 4 – September 29, 2011</b>	Test Report No <b>RTS-5316-1109-53A</b>	FCC ID: <b>L6AREA70UW</b> <b>L6AREB70UW</b>

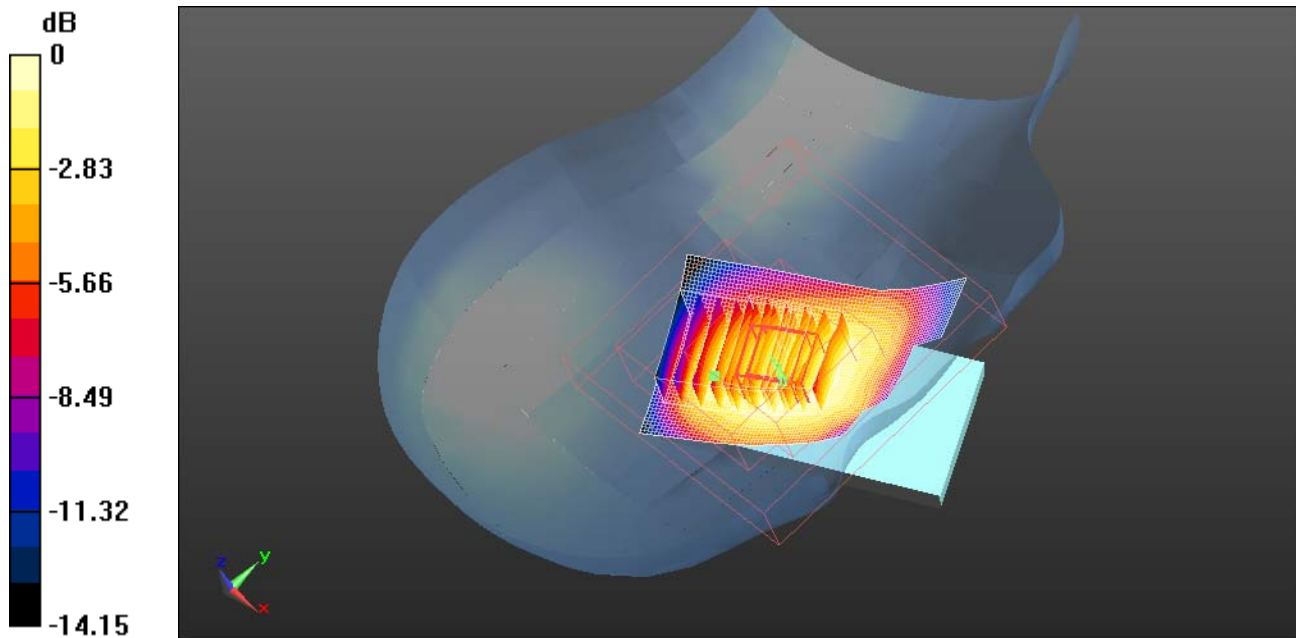
Maximum value of SAR (measured) = 0.639 mW/g

**Configuration/Touch position -/Zoom Scan (5x5x7) 2 (6x8x5)/Cube 0:**


Measurement grid: dx=7.5mm, dy=7.5mm, dz=5mm  
Reference Value = 20.042 V/m; Power Drift = -0.08 dB  
Peak SAR (extrapolated) = 0.740 W/kg  
**SAR(1 g) = 0.579 mW/g; SAR(10 g) = 0.422 mW/g**

[Info: Interpolated medium parameters used for SAR evaluation.](#)

Maximum value of SAR (measured) = 0.633 mW/g



0 dB = 0.630mW/g

	Document <b>Appendix B for the BlackBerry® Smartphone Model REA71UW/REB71UW SAR Report</b>			Page <b>12(147)</b>
	Author Data <b>Andrew Becker</b>	Dates of Test <b>August 4 – September 29, 2011</b>	Test Report No <b>RTS-5316-1109-53A</b>	FCC ID: <b>L6AREA70UW</b> <b>L6AREB70UW</b>

Date/Time: 8/5/2011 12:08:59 AM, Date/Time: 8/5/2011 12:14:03 AM

Test Laboratory: RIM Testing Services

## RightHandSide\_GSM850\_high\_chan\_amb\_temp\_22.9\_liq\_temp\_22.3C

**DUT: BlackBerry Smartphone; Type: Sample ; Serial: 27EB7923**

Communication System: GSM 850; Communication System Band: GSM 850;  
Frequency: 848.8 MHz; Communication System PAR: 9.191 dB  
Medium parameters used (interpolated):  $f = 848.8$  MHz;  $\sigma = 0.919$  mho/m;  $\epsilon_r = 40.937$ ;  $\rho = 1000$  kg/m<sup>3</sup>  
Phantom section: Right Section  
Measurement Standard: DASYS (IEEE/IEC/ANSI C63.19-2007)

DASY5 Configuration:

- Probe: ES3DV3 - SN3225; ConvF(6.47, 6.47, 6.47); Calibrated: 1/13/2011
- Sensor-Surface: 3mm (Mechanical Surface Detection)
- Electronics: DAE3 Sn472; Calibrated: 3/7/2011
- Phantom: SAM 1; Type: SAM 4.0; Serial: 1076
- Measurement SW: DASYS2, Version 52.6 (2); SEMCAD X Version 14.4.4 (2829)

**Configuration/Touch position -/Area Scan (51x81x1):** Measurement grid:  
dx=15mm, dy=15mm

[Info: Interpolated medium parameters used for SAR evaluation.](#)


Maximum value of SAR (interpolated) = 1.002 mW/g

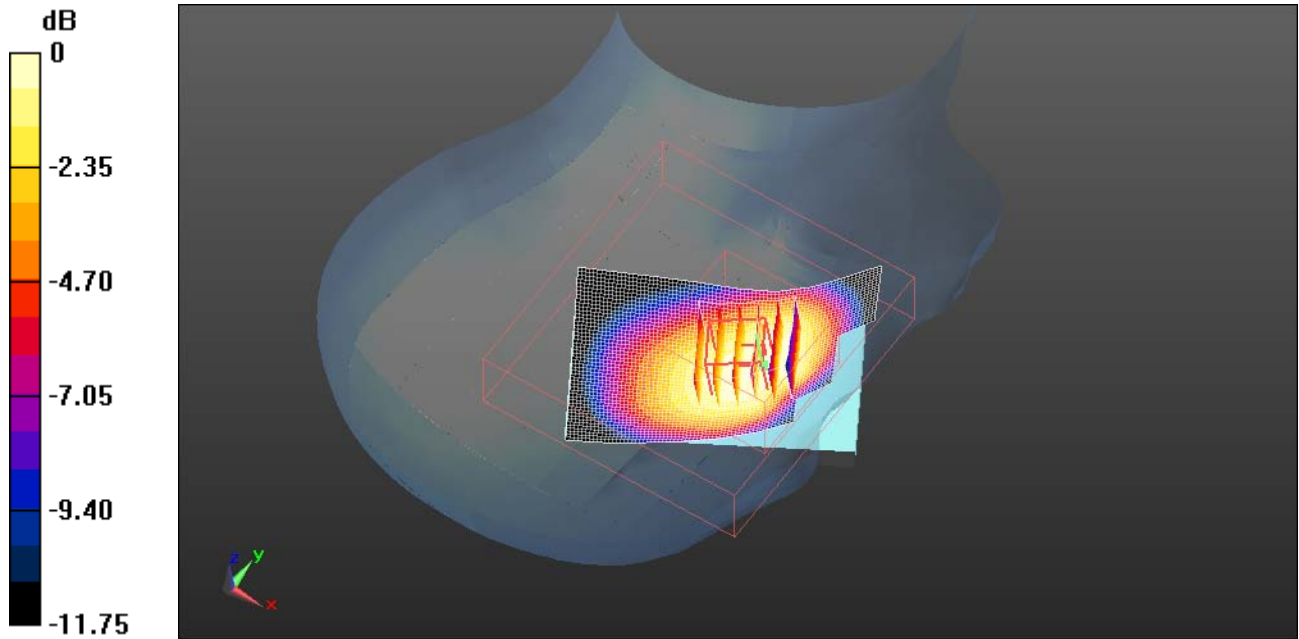
**Configuration/Touch position -/Zoom Scan (5x5x7) (6x6x7)/Cube 0:**

Measurement grid: dx=7.5mm, dy=7.5mm, dz=5mm  
Reference Value = 13.156 V/m; Power Drift = -0.11 dB  
Peak SAR (extrapolated) = 1.147 W/kg  
**SAR(1 g) = 0.858 mW/g; SAR(10 g) = 0.620 mW/g**


[Info: Interpolated medium parameters used for SAR evaluation.](#)

Maximum value of SAR (measured) = 0.952 mW/g

	Document <b>Appendix B for the BlackBerry® Smartphone Model REA71UW/REB71UW SAR Report</b>			Page <b>13(147)</b>
	Author Data <b>Andrew Becker</b>	Dates of Test <b>August 4 – September 29, 2011</b>	Test Report No <b>RTS-5316-1109-53A</b>	FCC ID: <b>L6AREA70UW</b> <b>L6AREB70UW</b>



0 dB = 0.950mW/g

	Document <b>Appendix B for the BlackBerry® Smartphone Model REA71UW/REB71UW SAR Report</b>			Page <b>14(147)</b>
	Author Data <b>Andrew Becker</b>	Dates of Test <b>August 4 – September 29, 2011</b>	Test Report No <b>RTS-5316-1109-53A</b>	FCC ID: <b>L6AREA70UW</b> <b>L6AREB70UW</b>

Date/Time: 8/4/2011 9:53:26 PM, Date/Time: 8/4/2011 9:58:33 PM

Test Laboratory: RIM Testing Services

## LeftHandSide\_EDGE850\_mid\_chan\_amb\_temp\_23.2\_liq\_temp\_22.8C

**DUT: BlackBerry Smartphone; Type: Sample; Serial: 27EB7923**

Communication System: EDGE 850 (2slots); Communication System Band: EDGE 850;  
Frequency: 836.8 MHz; Communication System PAR: 6.232 dB  
Medium parameters used (interpolated):  $f = 836.8$  MHz;  $\sigma = 0.908$  mho/m;  $\epsilon_r = 41.104$ ;  $\rho = 1000$  kg/m<sup>3</sup>  
Phantom section: Left Section  
Measurement Standard: DASYS (IEEE/IEC/ANSI C63.19-2007)

DASY5 Configuration:

- Probe: ES3DV3 - SN3225; ConvF(6.47, 6.47, 6.47); Calibrated: 1/13/2011
- Sensor-Surface: 3mm (Mechanical Surface Detection)
- Electronics: DAE3 Sn472; Calibrated: 3/7/2011
- Phantom: SAM 1; Type: SAM 4.0; Serial: 1076
- Measurement SW: DASYS2, Version 52.6 (2); SEMCAD X Version 14.4.4 (2829)

**Configuration/Touch position -/Area Scan (51x81x1):** Measurement grid:  
dx=15mm, dy=15mm

[Info: Interpolated medium parameters used for SAR evaluation.](#)


Maximum value of SAR (interpolated) = 0.814 mW/g

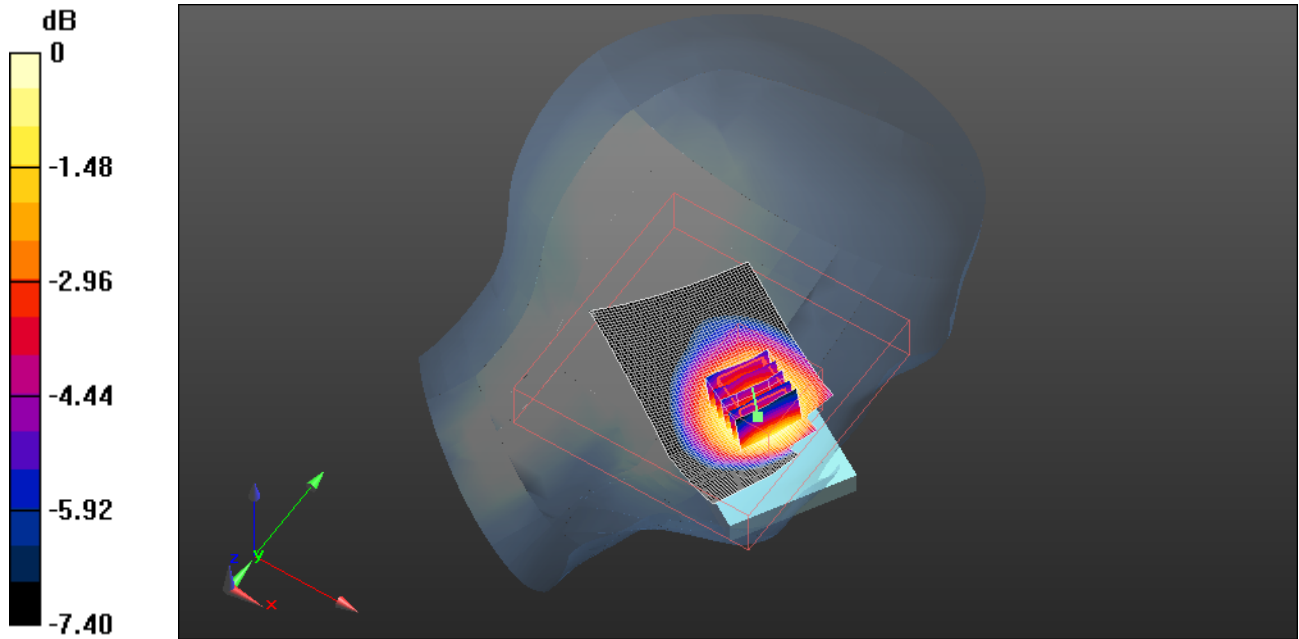
**Configuration/Touch position -/Zoom Scan (5x5x7) (5x5x7)/Cube 0:**

Measurement grid: dx=7.5mm, dy=7.5mm, dz=5mm  
Reference Value = 12.061 V/m; Power Drift = -0.02 dB  
Peak SAR (extrapolated) = 0.955 W/kg  
**SAR(1 g) = 0.724 mW/g; SAR(10 g) = 0.527 mW/g**

[Info: Interpolated medium parameters used for SAR evaluation.](#)


Maximum value of SAR (measured) = 0.814 mW/g

	Document <b>Appendix B for the BlackBerry® Smartphone Model REA71UW/REB71UW SAR Report</b>			Page <b>15(147)</b>
	Author Data <b>Andrew Becker</b>	Dates of Test <b>August 4 – September 29, 2011</b>	Test Report No <b>RTS-5316-1109-53A</b>	FCC ID: <b>L6AREA70UW</b> <b>L6AREB70UW</b>



0 dB = 0.810mW/g



	Document <b>Appendix B for the BlackBerry® Smartphone Model REA71UW/REB71UW SAR Report</b>			Page <b>16(147)</b>
	Author Data <b>Andrew Becker</b>	Dates of Test <b>August 4 – September 29, 2011</b>	Test Report No <b>RTS-5316-1109-53A</b>	FCC ID: <b>L6AREA70UW</b> <b>L6AREB70UW</b>

Date/Time: 8/4/2011 10:10:02 PM, Date/Time: 8/4/2011 10:15:10 PM

Test Laboratory: RIM Testing Services

**LeftHandSide\_Tilt\_EDGE850\_mid\_chan\_amb\_temp\_22.9\_liq\_temp\_22.5**

**C**

**DUT: BlackBerry Smartphone; Type: Sample; Serial: 27EB7923**

Communication System: EDGE 850 (2slots); Communication System Band: EDGE 850;  
Frequency: 836.8 MHz; Communication System PAR: 6.232 dB  
Medium parameters used (interpolated):  $f = 836.8$  MHz;  $\sigma = 0.908$  mho/m;  $\epsilon_r = 41.104$ ;  $\rho = 1000$  kg/m<sup>3</sup>  
Phantom section: Left Section  
Measurement Standard: DASYS (IEEE/IEC/ANSI C63.19-2007)

DASY5 Configuration:

- Probe: ES3DV3 - SN3225; ConvF(6.47, 6.47, 6.47); Calibrated: 1/13/2011
- Sensor-Surface: 3mm (Mechanical Surface Detection)
- Electronics: DAE3 Sn472; Calibrated: 3/7/2011
- Phantom: SAM 1; Type: SAM 4.0; Serial: 1076
- Measurement SW: DASY52, Version 52.6 (2); SEMCAD X Version 14.4.4 (2829)

**Configuration/Touch position -/Area Scan (51x81x1):** Measurement grid:  
dx=15mm, dy=15mm

[Info: Interpolated medium parameters used for SAR evaluation.](#)  
Maximum value of SAR (interpolated) = 0.579 mW/g

**Configuration/Touch position -/Zoom Scan (5x5x7) (5x5x7)/Cube 0:**  
Measurement grid: dx=7.5mm, dy=7.5mm, dz=5mm  
Reference Value = 19.975 V/m; Power Drift = 0.03 dB  
Peak SAR (extrapolated) = 0.690 W/kg  
**SAR(1 g) = 0.519 mW/g; SAR(10 g) = 0.379 mW/g**

[Info: Interpolated medium parameters used for SAR evaluation.](#)  
Maximum value of SAR (measured) = 0.585 mW/g




Author Data  
**Andrew Becker**

Dates of Test  
**August 4 – September 29, 2011**


Test Report No  
**RTS-5316-1109-53A**

FCC ID:  
**L6AREA70UW**  
**L6AREB70UW**

IC ID  
**2503A-REA70UW**  
**2503A-REB70UW**



0 dB = 0.590mW/g

	Document <b>Appendix B for the BlackBerry® Smartphone Model REA71UW/REB71UW SAR Report</b>			Page <b>18(147)</b>
	Author Data <b>Andrew Becker</b>	Dates of Test <b>August 4 – September 29, 2011</b>	Test Report No <b>RTS-5316-1109-53A</b>	FCC ID: <b>L6AREA70UW</b> <b>L6AREB70UW</b>

Date/Time: 8/5/2011 1:35:49 PM, Date/Time: 8/5/2011 1:41:14 PM

Test Laboratory: RIM Testing Services

## RightHandSide\_UMTS\_band\_V\_low\_chan\_amb\_temp\_23.4\_liq\_temp\_2 2.4C

**DUT: BlackBerry Smartphone; Type: Sample ; Serial: 27EB7923**

Communication System: WCDMA FDD V; Frequency: 826.4 MHz; Duty Cycle: 1:1  
Medium parameters used (interpolated):  $f = 826.4$  MHz;  $\sigma = 0.899$  mho/m;  $\epsilon_r = 41.196$ ;  $\rho = 1000$  kg/m<sup>3</sup>

Phantom section: Right Section

Measurement Standard: DASYS (IEEE/IEC/ANSI C63.19-2007)

DASY4 Configuration:

- Probe: ES3DV3 - SN3225; ConvF(6.47, 6.47, 6.47); Calibrated: 1/13/2011
- Sensor-Surface: 3mm (Mechanical Surface Detection), Sensor-Surface: 3mm (Mechanical Surface Detection)
- Electronics: DAE3 Sn472; Calibrated: 3/7/2011
- Phantom: SAM 1; Type: SAM 4.0; Serial: 1076
- ; SEMCAD X Version 14.4.4 (2829)

**Configuration/Touch position -/Area Scan (51x81x1):** Measurement grid:  
dx=15mm, dy=15mm

[Info: Interpolated medium parameters used for SAR evaluation.](#)

Maximum value of SAR (interpolated) = 0.857 mW/g

**Configuration/Touch position -/Zoom Scan (5x5x7) (5x5x7)/Cube 0:**

Measurement grid: dx=7.5mm, dy=7.5mm, dz=5mm

Reference Value = 10.579 V/m; Power Drift = 0.02 dB

Peak SAR (extrapolated) = 1.061 W/kg

**SAR(1 g) = 0.791 mW/g; SAR(10 g) = 0.568 mW/g**

[Info: Interpolated medium parameters used for SAR evaluation.](#)

Maximum value of SAR (measured) = 0.886 mW/g

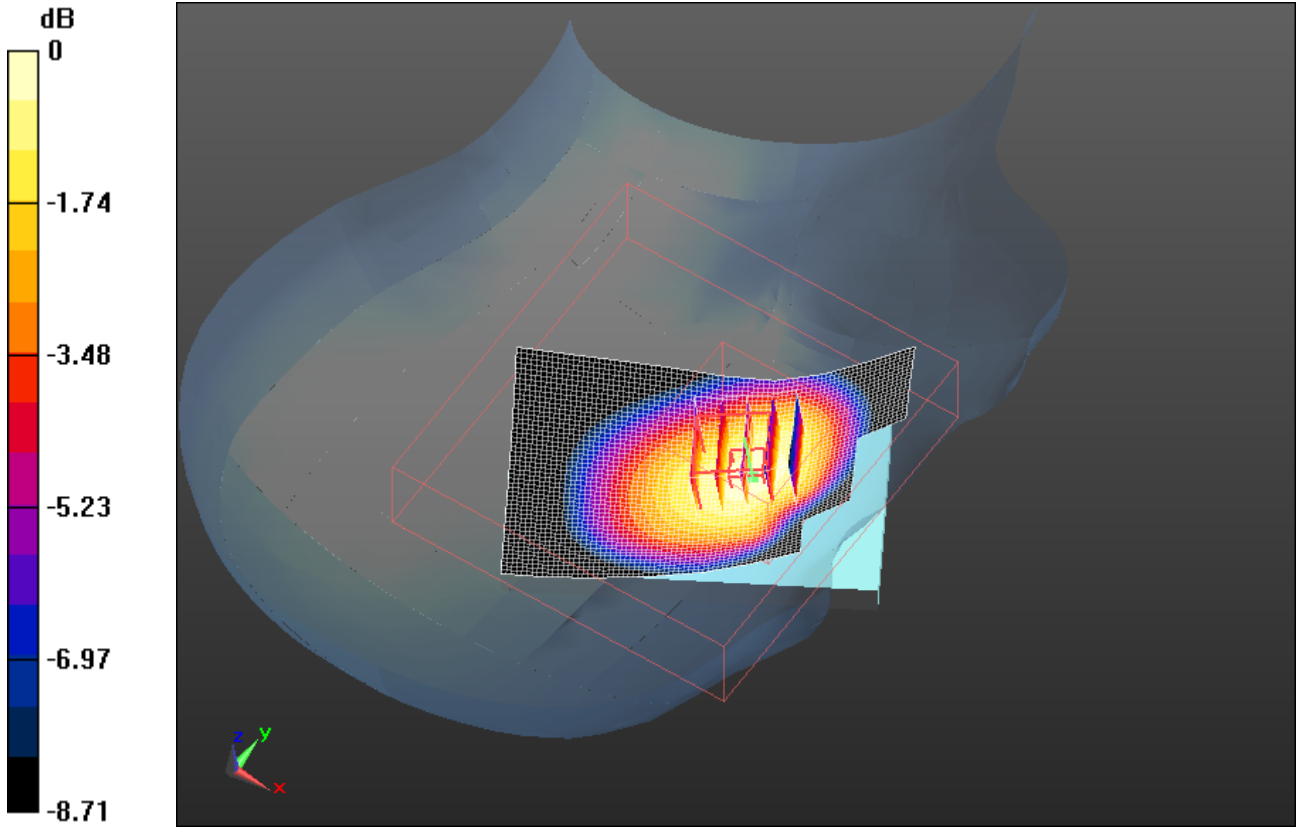
Author Data  
**Andrew Becker**

Dates of Test  
**August 4 – September 29, 2011**


Test Report No  
**RTS-5316-1109-53A**

FCC ID:  
**L6AREA70UW**  
**L6AREB70UW**

IC ID  
**2503A-REA70UW**  
**2503A-REB70UW**



0 dB = 0.890mW/g

	Document <b>Appendix B for the BlackBerry® Smartphone Model REA71UW/REB71UW</b> <b>SAR Report</b>			Page <b>20(147)</b>
	Author Data <b>Andrew Becker</b>	Dates of Test <b>August 4 – September 29, 2011</b>	Test Report No <b>RTS-5316-1109-53A</b>	FCC ID: <b>L6AREA70UW</b> <b>L6AREB70UW</b>

Date/Time: 8/5/2011 1:24:27 PM, Date/Time: 8/5/2011 1:29:52 PM

Test Laboratory: RIM Testing Services

## RightHandSide\_UMTS\_band\_V\_mid\_chan\_amb\_temp\_23.4\_liq\_temp\_2 2.4C

**DUT: BlackBerry Smartphone; Type: Sample ; Serial: 27EB7923**

Communication System: WCDMA FDD V; Frequency: 836.4 MHz; Duty Cycle: 1:1  
Medium parameters used (interpolated):  $f = 836.4$  MHz;  $\sigma = 0.907$  mho/m;  $\epsilon_r = 41.11$ ;  $\rho = 1000$  kg/m<sup>3</sup>

Phantom section: Right Section

Measurement Standard: DASYS (IEEE/IEC/ANSI C63.19-2007)

DASY4 Configuration:

- Probe: ES3DV3 - SN3225; ConvF(6.47, 6.47, 6.47); Calibrated: 1/13/2011
- Sensor-Surface: 3mm (Mechanical Surface Detection), Sensor-Surface: 3mm (Mechanical Surface Detection)
- Electronics: DAE3 Sn472; Calibrated: 3/7/2011
- Phantom: SAM 1; Type: SAM 4.0; Serial: 1076
- ; SEMCAD X Version 14.4.4 (2829)

**Configuration/Touch position -/Area Scan (51x81x1):** Measurement grid:  
dx=15mm, dy=15mm

[Info: Interpolated medium parameters used for SAR evaluation.](#)

Maximum value of SAR (interpolated) = 1.048 mW/g

**Configuration/Touch position -/Zoom Scan (5x5x7) (5x5x7)/Cube 0:**

Measurement grid: dx=7.5mm, dy=7.5mm, dz=5mm

Reference Value = 12.052 V/m; Power Drift = -0.08 dB

Peak SAR (extrapolated) = 1.318 W/kg

**SAR(1 g) = 0.983 mW/g; SAR(10 g) = 0.706 mW/g**

[Info: Interpolated medium parameters used for SAR evaluation.](#)

Maximum value of SAR (measured) = 1.100 mW/g

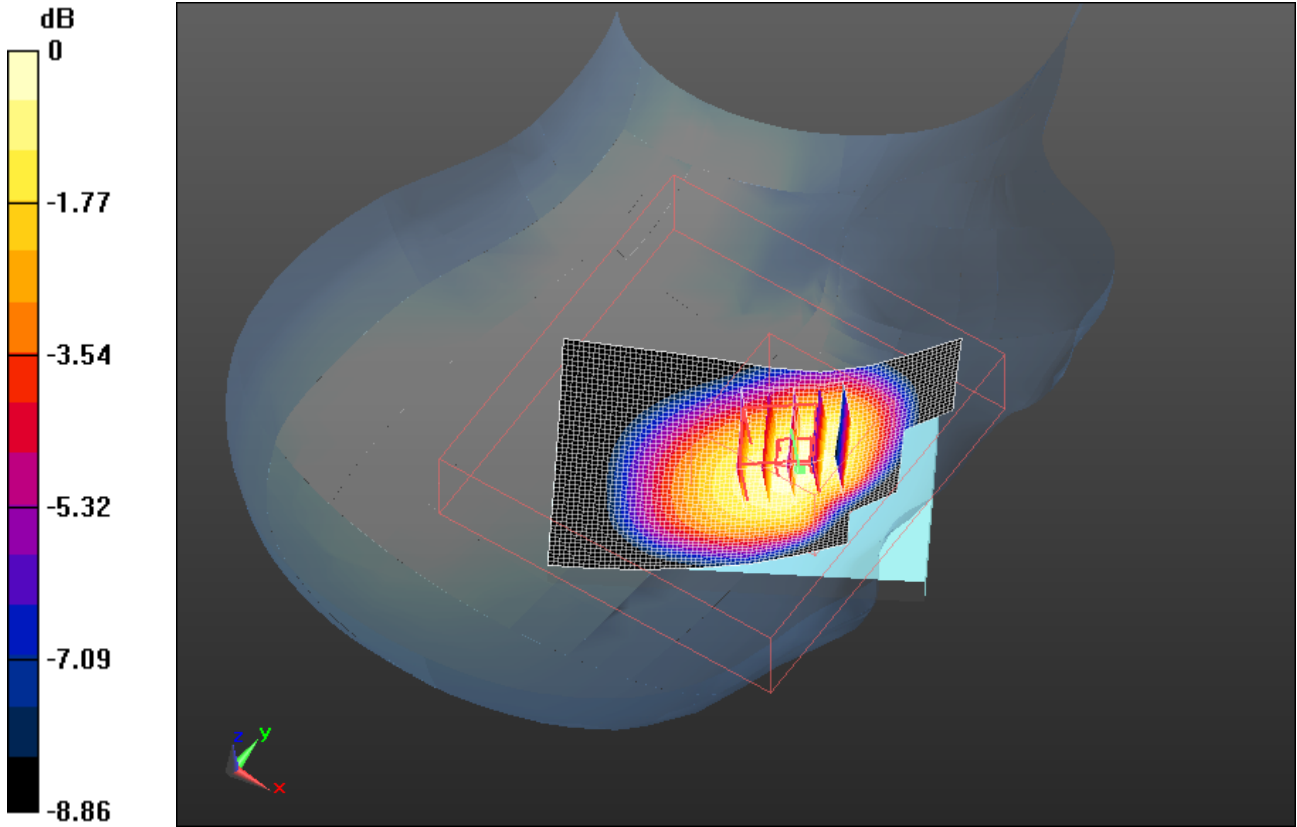
Author Data  
**Andrew Becker**

Dates of Test  
**August 4 – September 29, 2011**


Test Report No  
**RTS-5316-1109-53A**

FCC ID:  
**L6AREA70UW**  
**L6AREB70UW**

IC ID  
**2503A-REA70UW**  
**2503A-REB70UW**



0 dB = 1.100mW/g

	Document <b>Appendix B for the BlackBerry® Smartphone Model REA71UW/REB71UW SAR Report</b>			Page <b>22(147)</b>
	Author Data <b>Andrew Becker</b>	Dates of Test <b>August 4 – September 29, 2011</b>	Test Report No <b>RTS-5316-1109-53A</b>	FCC ID: <b>L6AREA70UW</b> <b>L6AREB70UW</b>

Date/Time: 8/5/2011 1:47:06 PM, Date/Time: 8/5/2011 1:52:31 PM

Test Laboratory: RIM Testing Services

## RightHandSide\_UMTS\_band\_V\_high\_chan\_amb\_temp\_23.3\_liq\_temp\_2 2.3C

**DUT: BlackBerry Smartphone; Type: Sample ; Serial: 27EB7923**

Communication System: WCDMA FDD V; Frequency: 846.6 MHz; Duty Cycle: 1:1  
Medium parameters used (interpolated):  $f = 846.6$  MHz;  $\sigma = 0.916$  mho/m;  $\epsilon_r = 40.946$ ;  $\rho = 1000$  kg/m<sup>3</sup>

Phantom section: Right Section

Measurement Standard: DASYS (IEEE/IEC/ANSI C63.19-2007)

DASY4 Configuration:

- Probe: ES3DV3 - SN3225; ConvF(6.47, 6.47, 6.47); Calibrated: 1/13/2011
- Sensor-Surface: 3mm (Mechanical Surface Detection), Sensor-Surface: 3mm (Mechanical Surface Detection)
- Electronics: DAE3 Sn472; Calibrated: 3/7/2011
- Phantom: SAM 1; Type: SAM 4.0; Serial: 1076
- ; SEMCAD X Version 14.4.4 (2829)

**Configuration/Touch position -/Area Scan (51x81x1):** Measurement grid:  
dx=15mm, dy=15mm

[Info: Interpolated medium parameters used for SAR evaluation.](#)

Maximum value of SAR (interpolated) = 1.109 mW/g

**Configuration/Touch position -/Zoom Scan (5x5x7) (5x5x7)/Cube 0:**

Measurement grid: dx=7.5mm, dy=7.5mm, dz=5mm

Reference Value = 12.079 V/m; Power Drift = -0.11 dB

Peak SAR (extrapolated) = 1.374 W/kg

**SAR(1 g) = 1.03 mW/g; SAR(10 g) = 0.739 mW/g**

[Info: Interpolated medium parameters used for SAR evaluation.](#)

Maximum value of SAR (measured) = 1.157 mW/g

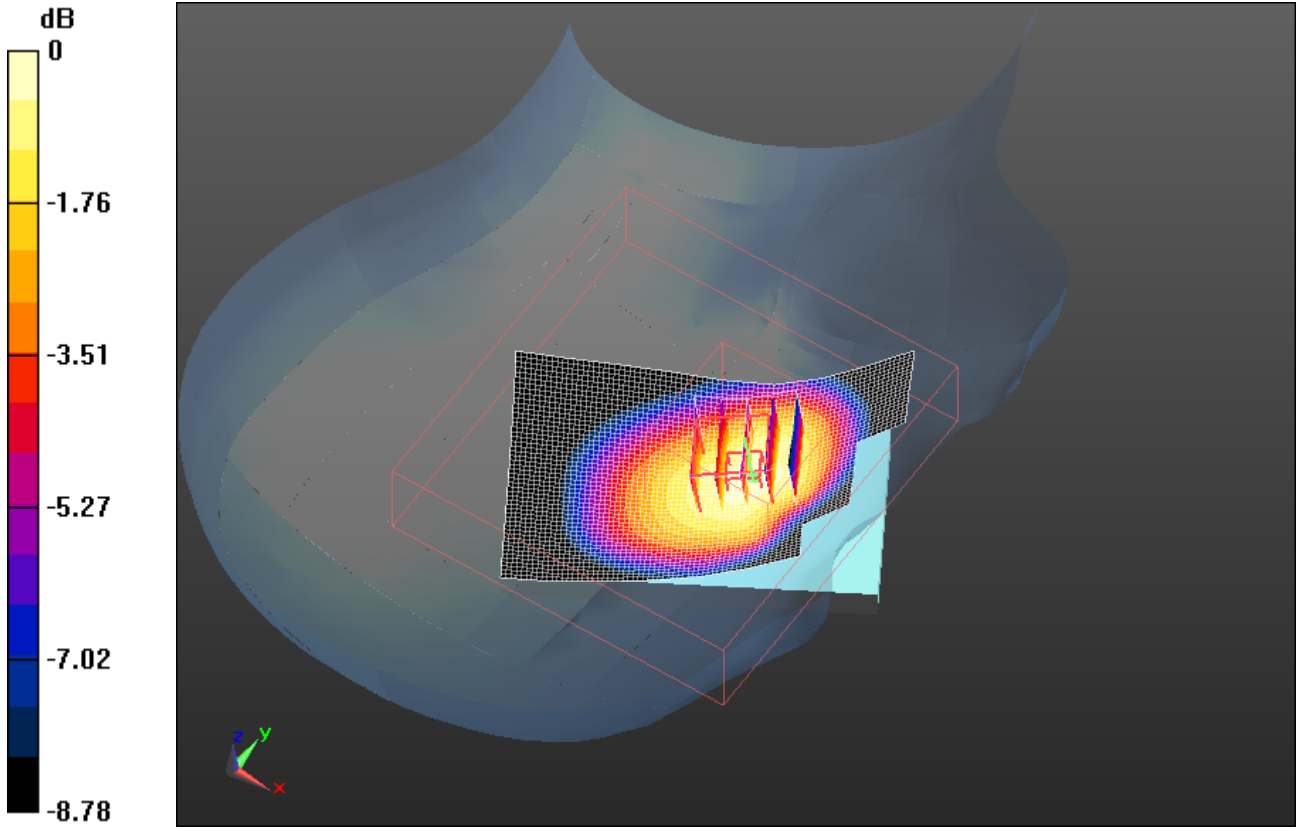
Author Data  
**Andrew Becker**

Dates of Test  
**August 4 – September 29, 2011**


Test Report No  
**RTS-5316-1109-53A**

FCC ID:  
**L6AREA70UW**  
**L6AREB70UW**

IC ID  
**2503A-REA70UW**  
**2503A-REB70UW**



0 dB = 1.160mW/g

	Document <b>Appendix B for the BlackBerry® Smartphone Model REA71UW/REB71UW SAR Report</b>			Page <b>24(147)</b>
	Author Data <b>Andrew Becker</b>	Dates of Test <b>August 4 – September 29, 2011</b>	Test Report No <b>RTS-5316-1109-53A</b>	FCC ID: <b>L6AREA70UW</b> <b>L6AREB70UW</b>

Date/Time: 9/15/2011 6:11:42 PM

Test Laboratory: RIM Testing Services

## Volume\_Scan\_RightHandSide\_UMTS\_band\_V\_high\_chan\_amb\_temp\_2 3.4\_liq\_temp\_22.5C

**DUT: BlackBerry Smartphone; Type: Sample ; Serial: 28302141**

Communication System: WCDMA FDD V; Communication System Band: UMTS band V; Frequency: 846.6 MHz; Communication System PAR: 0 dB

Medium parameters used (interpolated):  $f = 846.6$  MHz;  $\sigma = 0.947$  mho/m;  $\epsilon_r = 39.73$ ;  $\rho = 1000$  kg/m<sup>3</sup>

Phantom section: Right Section

Measurement Standard: DASYS (IEEE/IEC/ANSI C63.19-2007)

DASY5 Configuration:

- Probe: ES3DV3 - SN3225; ConvF(6.11, 6.11, 6.11); Calibrated: 1/13/2011
- Sensor-Surface: 3mm (Mechanical Surface Detection)
- Electronics: DAE3 Sn472; Calibrated: 3/7/2011
- Phantom: SAM 1; Type: SAM 4.0; Serial: 1076
- Measurement SW: DASY52, Version 52.6 (2); SEMCAD X Version 14.4.4 (2829)

### **Configuration/Touch position - Volume Scan/Volume Scan**

**(13x15x7)/Cube 0:** Measurement grid:  $dx=7.5$ mm,  $dy=7.5$ mm,  $dz=5$ mm

Reference Value = 12.371 V/m; Power Drift = 0.70 dB


Peak SAR (extrapolated) = 1.472 W/kg

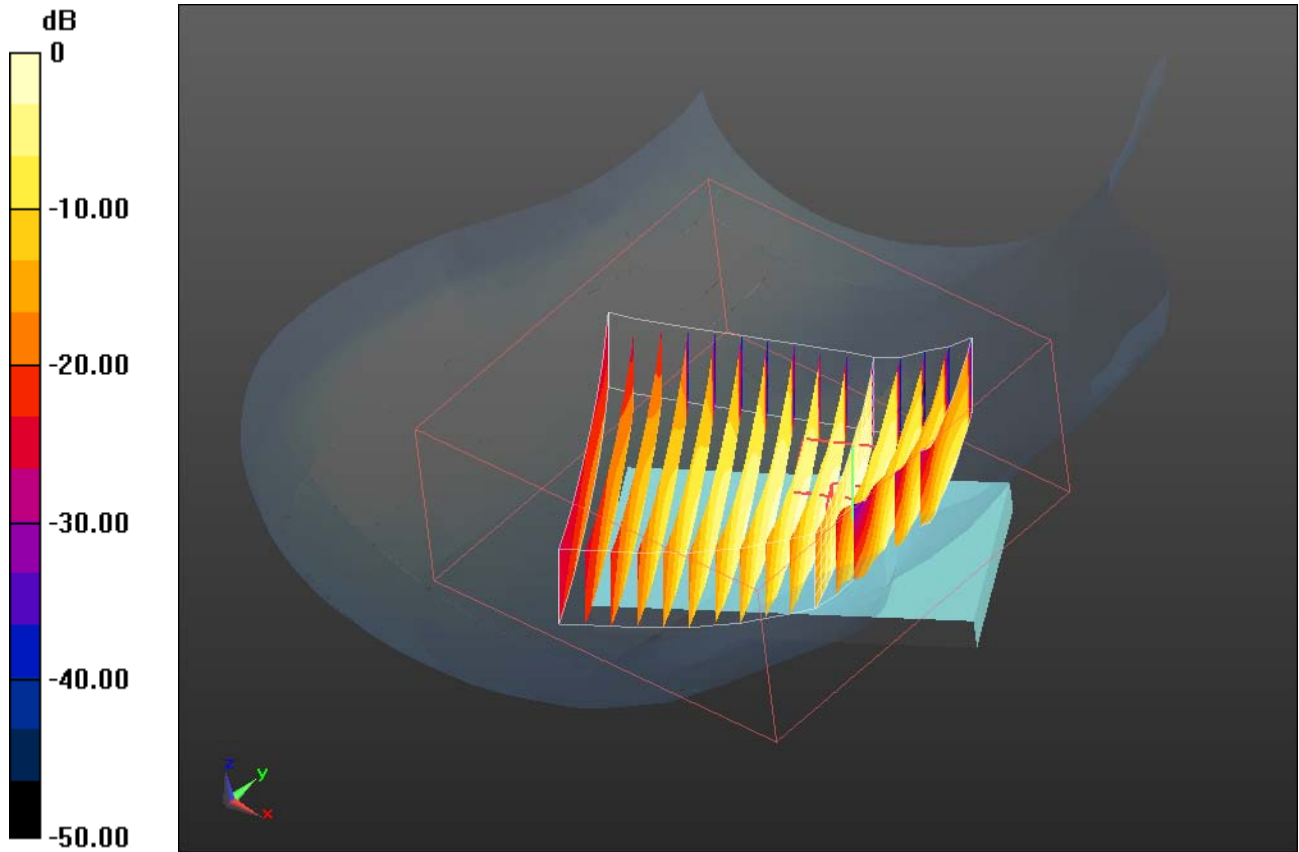
**SAR(1 g) = 1.09 mW/g; SAR(10 g) = 0.776 mW/g**

[Info: Interpolated medium parameters used for SAR evaluation.](#)


Maximum value of SAR (measured) = 1.218 mW/g



	Document <b>Appendix B for the BlackBerry® Smartphone Model REA71UW/REB71UW SAR Report</b>			Page <b>25(147)</b>
	Author Data <b>Andrew Becker</b>	Dates of Test <b>August 4 – September 29, 2011</b>	Test Report No <b>RTS-5316-1109-53A</b>	FCC ID: <b>L6AREA70UW</b> <b>L6AREB70UW</b>



0 dB = 1.220mW/g

	Document <b>Appendix B for the BlackBerry® Smartphone Model REA71UW/REB71UW SAR Report</b>			Page <b>26(147)</b>
	Author Data <b>Andrew Becker</b>	Dates of Test <b>August 4 – September 29, 2011</b>	Test Report No <b>RTS-5316-1109-53A</b>	FCC ID: <b>L6AREA70UW</b> <b>L6AREB70UW</b>

Date/Time: 8/5/2011 2:00:52 PM, Date/Time: 8/5/2011 2:06:17 PM

Test Laboratory: RIM Testing Services

## RightHandSide\_Tilt\_UMTS\_band\_V\_mid\_chan\_amb\_temp\_23.5\_liq\_tem p\_22.5C

**DUT: BlackBerry Smartphone; Type: Sample ; Serial: 27EB7923**

Communication System: WCDMA FDD V; Frequency: 836.4 MHz; Duty Cycle: 1:1  
Medium parameters used (interpolated):  $f = 836.4$  MHz;  $\sigma = 0.907$  mho/m;  $\epsilon_r = 41.11$ ;  $\rho = 1000$  kg/m<sup>3</sup>

Phantom section: Right Section

Measurement Standard: DASYS (IEEE/IEC/ANSI C63.19-2007)

DASY4 Configuration:

- Probe: ES3DV3 - SN3225; ConvF(6.47, 6.47, 6.47); Calibrated: 1/13/2011
- Sensor-Surface: 3mm (Mechanical Surface Detection), Sensor-Surface: 3mm (Mechanical Surface Detection)
- Electronics: DAE3 Sn472; Calibrated: 3/7/2011
- Phantom: SAM 1; Type: SAM 4.0; Serial: 1076
- ; SEMCAD X Version 14.4.4 (2829)

**Configuration/Touch position -/Area Scan (51x81x1):** Measurement grid:  
dx=15mm, dy=15mm

[Info: Interpolated medium parameters used for SAR evaluation.](#)

Maximum value of SAR (interpolated) = 0.605 mW/g

**Configuration/Touch position -/Zoom Scan (5x5x7) (5x5x7)/Cube 0:**

Measurement grid: dx=7.5mm, dy=7.5mm, dz=5mm


Reference Value = 16.490 V/m; Power Drift = 0.18 dB

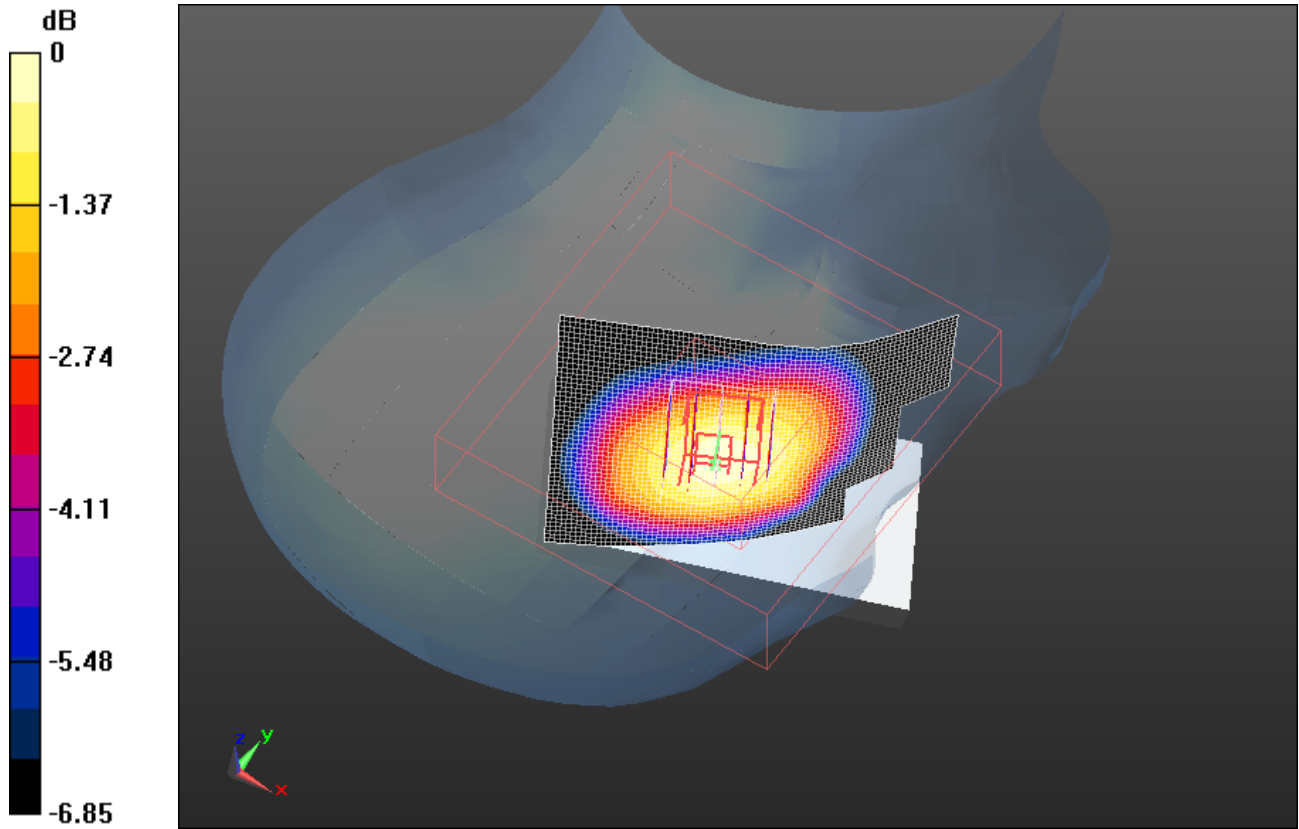
Peak SAR (extrapolated) = 0.708 W/kg

**SAR(1 g) = 0.562 mW/g; SAR(10 g) = 0.416 mW/g**


[Info: Interpolated medium parameters used for SAR evaluation.](#)

Maximum value of SAR (measured) = 0.621 mW/g

	Document <b>Appendix B for the BlackBerry® Smartphone Model REA71UW/REB71UW SAR Report</b>			Page <b>27(147)</b>
	Author Data <b>Andrew Becker</b>	Dates of Test <b>August 4 – September 29, 2011</b>	Test Report No <b>RTS-5316-1109-53A</b>	FCC ID: <b>L6AREA70UW</b> <b>L6AREB70UW</b>



0 dB = 0.620mW/g

	Document <b>Appendix B for the BlackBerry® Smartphone Model REA71UW/REB71UW SAR Report</b>			Page <b>28(147)</b>
	Author Data <b>Andrew Becker</b>	Dates of Test <b>August 4 – September 29, 2011</b>	Test Report No <b>RTS-5316-1109-53A</b>	FCC ID: <b>L6AREA70UW</b> <b>L6AREB70UW</b>

Date/Time: 8/5/2011 2:15:09 PM, Date/Time: 8/5/2011 2:20:33 PM

Test Laboratory: RIM Testing Services

**LeftHandSide\_UMTS\_band\_V\_mid\_chan\_amb\_temp\_23.6\_liq\_temp\_22.6C**

**DUT: BlackBerry Smartphone; Type: Sample; Serial: 27EB7923**

Communication System: WCDMA FDD V; Frequency: 836.4 MHz; Duty Cycle: 1:1  
Medium parameters used (interpolated):  $f = 836.4$  MHz;  $\sigma = 0.907$  mho/m;  $\epsilon_r = 41.11$ ;  $\rho = 1000$  kg/m<sup>3</sup>

Phantom section: Left Section

Measurement Standard: DASYS (IEEE/IEC/ANSI C63.19-2007)

DASY4 Configuration:

- Probe: ES3DV3 - SN3225; ConvF(6.47, 6.47, 6.47); Calibrated: 1/13/2011
- Sensor-Surface: 3mm (Mechanical Surface Detection), Sensor-Surface: 3mm (Mechanical Surface Detection)
- Electronics: DAE3 Sn472; Calibrated: 3/7/2011
- Phantom: SAM 1; Type: SAM 4.0; Serial: 1076
- ; SEMCAD X Version 14.4.4 (2829)

**Configuration/Touch position -/Area Scan (51x81x1):** Measurement grid: dx=15mm, dy=15mm

[Info: Interpolated medium parameters used for SAR evaluation.](#)

Maximum value of SAR (interpolated) = 0.765 mW/g

**Configuration/Touch position -/Zoom Scan (5x5x7) (5x5x7)/Cube 0:**

Measurement grid: dx=7.5mm, dy=7.5mm, dz=5mm

Reference Value = 9.069 V/m; Power Drift = 0.05 dB

Peak SAR (extrapolated) = 0.943 W/kg

**SAR(1 g) = 0.720 mW/g; SAR(10 g) = 0.523 mW/g**

[Info: Interpolated medium parameters used for SAR evaluation.](#)

Maximum value of SAR (measured) = 0.811 mW/g

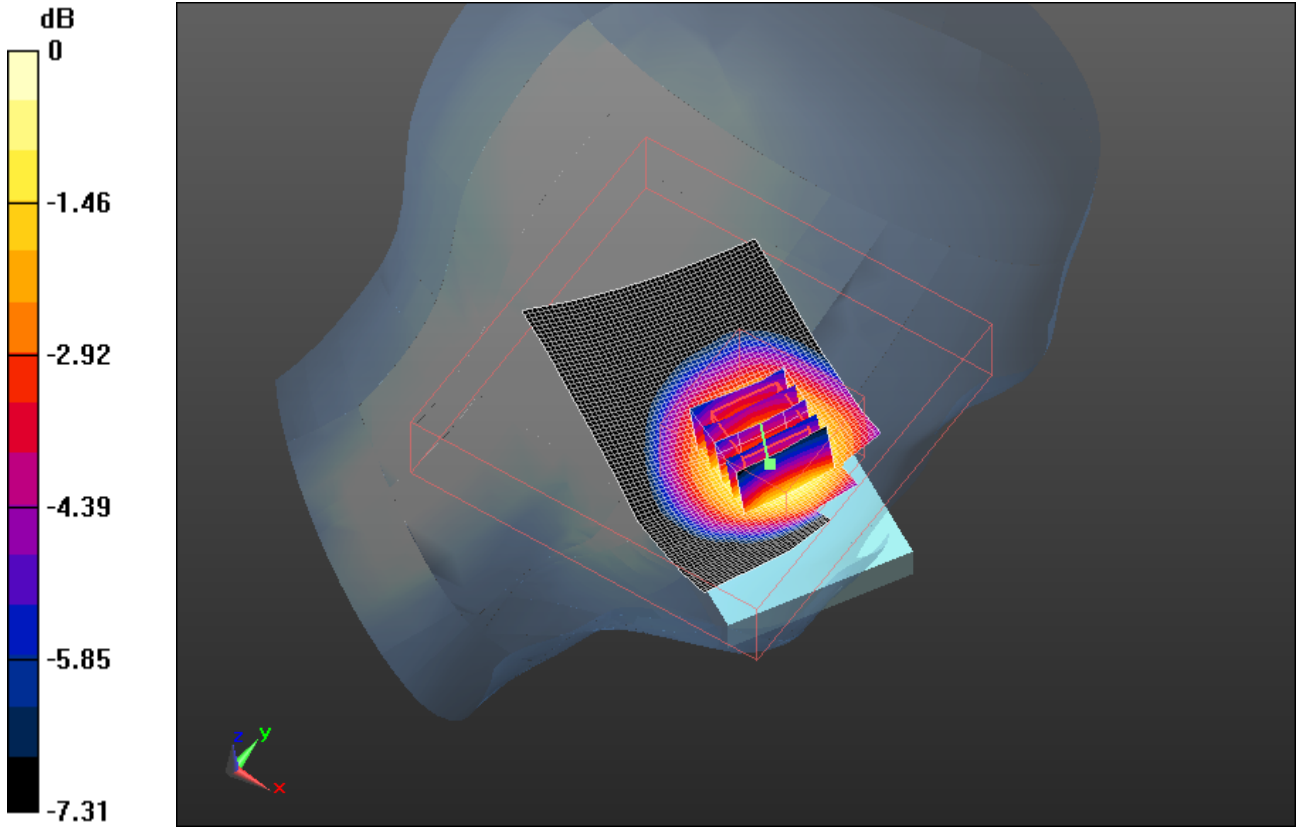
Author Data  
**Andrew Becker**

Dates of Test  
**August 4 – September 29, 2011**


Test Report No  
**RTS-5316-1109-53A**

FCC ID:  
**L6AREA70UW**  
**L6AREB70UW**

IC ID  
**2503A-REA70UW**  
**2503A-REB70UW**



0 dB = 0.810mW/g

	Document <b>Appendix B for the BlackBerry® Smartphone Model REA71UW/REB71UW SAR Report</b>			Page <b>30(147)</b>
	Author Data <b>Andrew Becker</b>	Dates of Test <b>August 4 – September 29, 2011</b>	Test Report No <b>RTS-5316-1109-53A</b>	FCC ID: <b>L6AREA70UW</b> <b>L6AREB70UW</b>

Date/Time: 8/5/2011 3:45:17 PM, Date/Time: 8/5/2011 3:50:43 PM

Test Laboratory: RIM Testing Services

## LeftHandSide\_Tilt\_UMTS\_band\_V\_mid\_chan\_amb\_temp\_23.6\_liq\_temp \_22.6C

**DUT: BlackBerry Smartphone; Type: Sample; Serial: 27EB7923**

Communication System: WCDMA FDD V; Frequency: 836.4 MHz; Duty Cycle: 1:1  
Medium parameters used (interpolated):  $f = 836.4$  MHz;  $\sigma = 0.907$  mho/m;  $\epsilon_r = 41.11$ ;  $\rho = 1000$  kg/m<sup>3</sup>

Phantom section: Left Section

Measurement Standard: DASYS (IEEE/IEC/ANSI C63.19-2007)

DASY4 Configuration:

- Probe: ES3DV3 - SN3225; ConvF(6.47, 6.47, 6.47); Calibrated: 1/13/2011
- Sensor-Surface: 3mm (Mechanical Surface Detection), Sensor-Surface: 3mm (Mechanical Surface Detection)
- Electronics: DAE3 Sn472; Calibrated: 3/7/2011
- Phantom: SAM 1; Type: SAM 4.0; Serial: 1076
- ; SEMCAD X Version 14.4.4 (2829)

**Configuration/Touch position -/Area Scan (51x81x1):** Measurement grid:  
dx=15mm, dy=15mm

[Info: Interpolated medium parameters used for SAR evaluation.](#)

Maximum value of SAR (interpolated) = 0.550 mW/g

**Configuration/Touch position -/Zoom Scan (5x5x7) (5x5x7)/Cube 0:**

Measurement grid: dx=7.5mm, dy=7.5mm, dz=5mm


Reference Value = 16.718 V/m; Power Drift = 0.26 dB


Peak SAR (extrapolated) = 0.670 W/kg

**SAR(1 g) = 0.521 mW/g; SAR(10 g) = 0.384 mW/g**

[Info: Interpolated medium parameters used for SAR evaluation.](#)


Maximum value of SAR (measured) = 0.583 mW/g

	Document <b>Appendix B for the BlackBerry® Smartphone Model REA71UW/REB71UW SAR Report</b>			Page <b>31(147)</b>
	Author Data <b>Andrew Becker</b>	Dates of Test <b>August 4 – September 29, 2011</b>	Test Report No <b>RTS-5316-1109-53A</b>	FCC ID: <b>L6AREA70UW</b> <b>L6AREB70UW</b>



0 dB = 0.580mW/g



	Document <b>Appendix B for the BlackBerry® Smartphone Model REA71UW/REB71UW SAR Report</b>			Page <b>32(147)</b>
	Author Data <b>Andrew Becker</b>	Dates of Test <b>August 4 – September 29, 2011</b>	Test Report No <b>RTS-5316-1109-53A</b>	FCC ID: <b>L6AREA70UW</b> <b>L6AREB70UW</b>

Date/Time: 9/1/2011 11:26:20 PM, Date/Time: 9/1/2011 11:31:28 PM

Test Laboratory: RIM Testing Services

**RightHandSide\_EDGE1900\_low\_chan\_amb\_temp\_23.2\_liq\_temp\_23.2C**

**DUT: BlackBerry Smartphone; Type: Sample ; Serial: 28302141**

Communication System: EDGE 1900; Communication System Band: EDGE 1900;  
Frequency: 1850.2 MHz; Communication System PAR: 6.232 dB  
Medium parameters used (interpolated):  $f = 1850.2$  MHz;  $\sigma = 1.401$  mho/m;  $\epsilon_r = 38.629$ ;  
 $\rho = 1000$  kg/m<sup>3</sup>  
Phantom section: Right Section  
Measurement Standard: DASYS (IEEE/IEC/ANSI C63.19-2007)

DASY5 Configuration:

- Probe: ES3DV3 - SN3225; ConvF(5.26, 5.26, 5.26); Calibrated: 1/13/2011
- Sensor-Surface: 3mm (Mechanical Surface Detection)
- Electronics: DAE3 Sn472; Calibrated: 3/7/2011
- Phantom: SAM 1; Type: SAM 4.0; Serial: 1076
- Measurement SW: DASYS2, Version 52.6 (2); SEMCAD X Version 14.4.4 (2829)

**Configuration/Touch position -/Area Scan (51x81x1):** Measurement grid:  
dx=15mm, dy=15mm

[Info: Interpolated medium parameters used for SAR evaluation.](#)

Maximum value of SAR (interpolated) = 1.424 mW/g


**Configuration/Touch position -/Zoom Scan (5x5x7) (5x5x7)/Cube 0:**

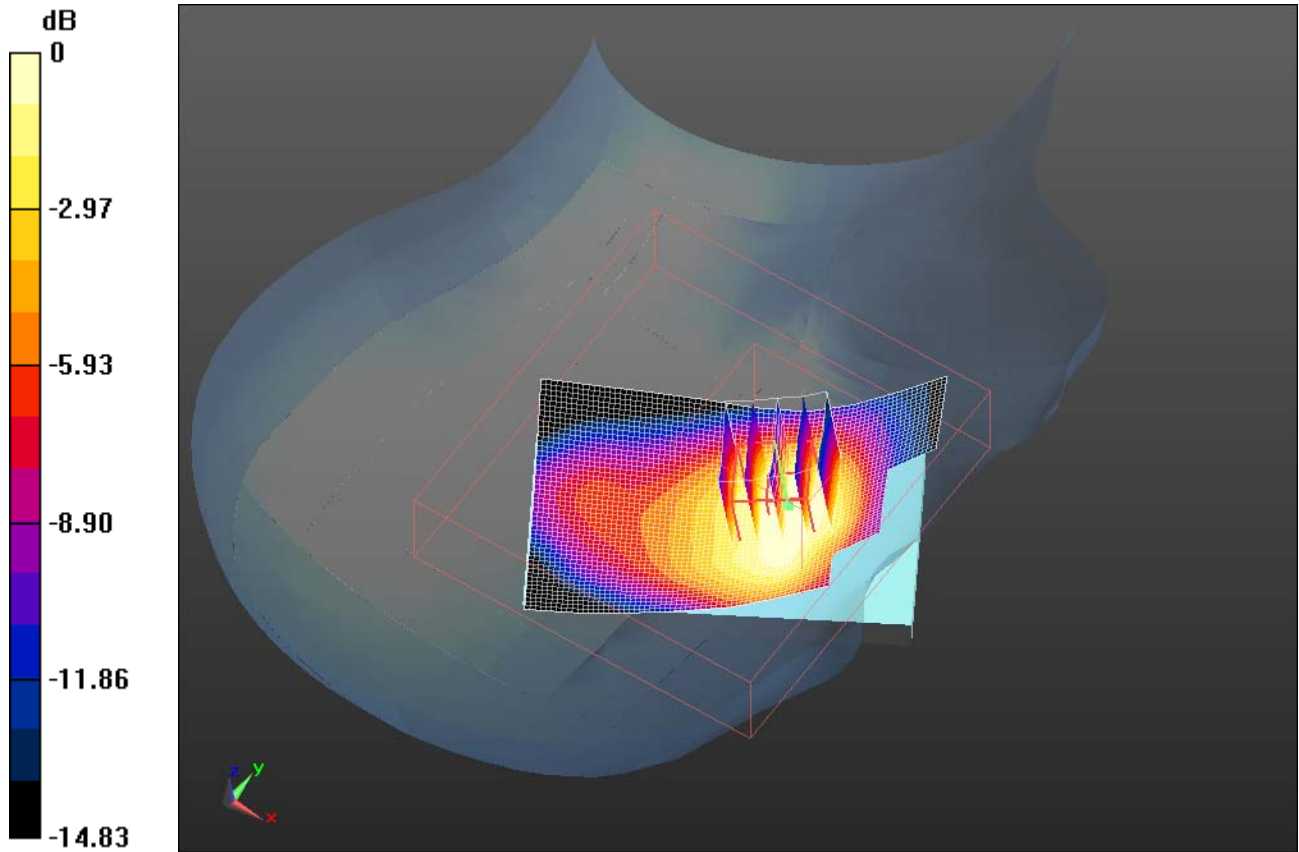
Measurement grid: dx=7.5mm, dy=7.5mm, dz=5mm  
Reference Value = 14.855 V/m; Power Drift = -0.02 dB  
Peak SAR (extrapolated) = 1.622 W/kg  
**SAR(1 g) = 1.13 mW/g; SAR(10 g) = 0.715 mW/g**

[Info: Interpolated medium parameters used for SAR evaluation.](#)


Maximum value of SAR (measured) = 1.302 mW/g



	Document <b>Appendix B for the BlackBerry® Smartphone Model REA71UW/REB71UW SAR Report</b>			Page <b>33(147)</b>
	Author Data <b>Andrew Becker</b>	Dates of Test <b>August 4 – September 29, 2011</b>	Test Report No <b>RTS-5316-1109-53A</b>	FCC ID: <b>L6AREA70UW</b> <b>L6AREB70UW</b>



0 dB = 1.300mW/g

	Document <b>Appendix B for the BlackBerry® Smartphone Model REA71UW/REB71UW SAR Report</b>			Page <b>34(147)</b>
	Author Data <b>Andrew Becker</b>	Dates of Test <b>August 4 – September 29, 2011</b>	Test Report No <b>RTS-5316-1109-53A</b>	FCC ID: <b>L6AREA70UW</b> <b>L6AREB70UW</b>

Date/Time: 8/15/2011 11:51:57 PM, Date/Time: 8/15/2011 11:57:06 PM

Test Laboratory: RIM Testing Services

**RightHandSide\_EDGE1900\_mid\_chan\_amb\_temp\_23.2\_liq\_temp\_22.4**

**C**

**DUT: BlackBerry Smartphone; Type: Sample ; Serial: 27EB7923**

Communication System: EDGE 1900; Communication System Band: EDGE 1900;  
Frequency: 1880 MHz; Communication System PAR: 6.232 dB  
Medium parameters used:  $f = 1880$  MHz;  $\sigma = 1.368$  mho/m;  $\epsilon_r = 38.687$ ;  $\rho = 1000$  kg/m<sup>3</sup>  
Phantom section: Right Section  
Measurement Standard: DASYS (IEEE/IEC/ANSI C63.19-2007)

DASY5 Configuration:

- Probe: ES3DV3 - SN3225; ConvF(5.26, 5.26, 5.26); Calibrated: 1/13/2011
- Sensor-Surface: 3mm (Mechanical Surface Detection)
- Electronics: DAE3 Sn472; Calibrated: 3/7/2011
- Phantom: SAM 1; Type: SAM 4.0; Serial: 1076
- Measurement SW: DASY52, Version 52.6 (2); SEMCAD X Version 14.4.4 (2829)

**Configuration/Touch position -/Area Scan (51x81x1):** Measurement grid:

dx=15mm, dy=15mm

Maximum value of SAR (interpolated) = 1.241 mW/g

**Configuration/Touch position -/Zoom Scan (5x5x7) (5x5x7)/Cube 0:**


Measurement grid: dx=7.5mm, dy=7.5mm, dz=5mm

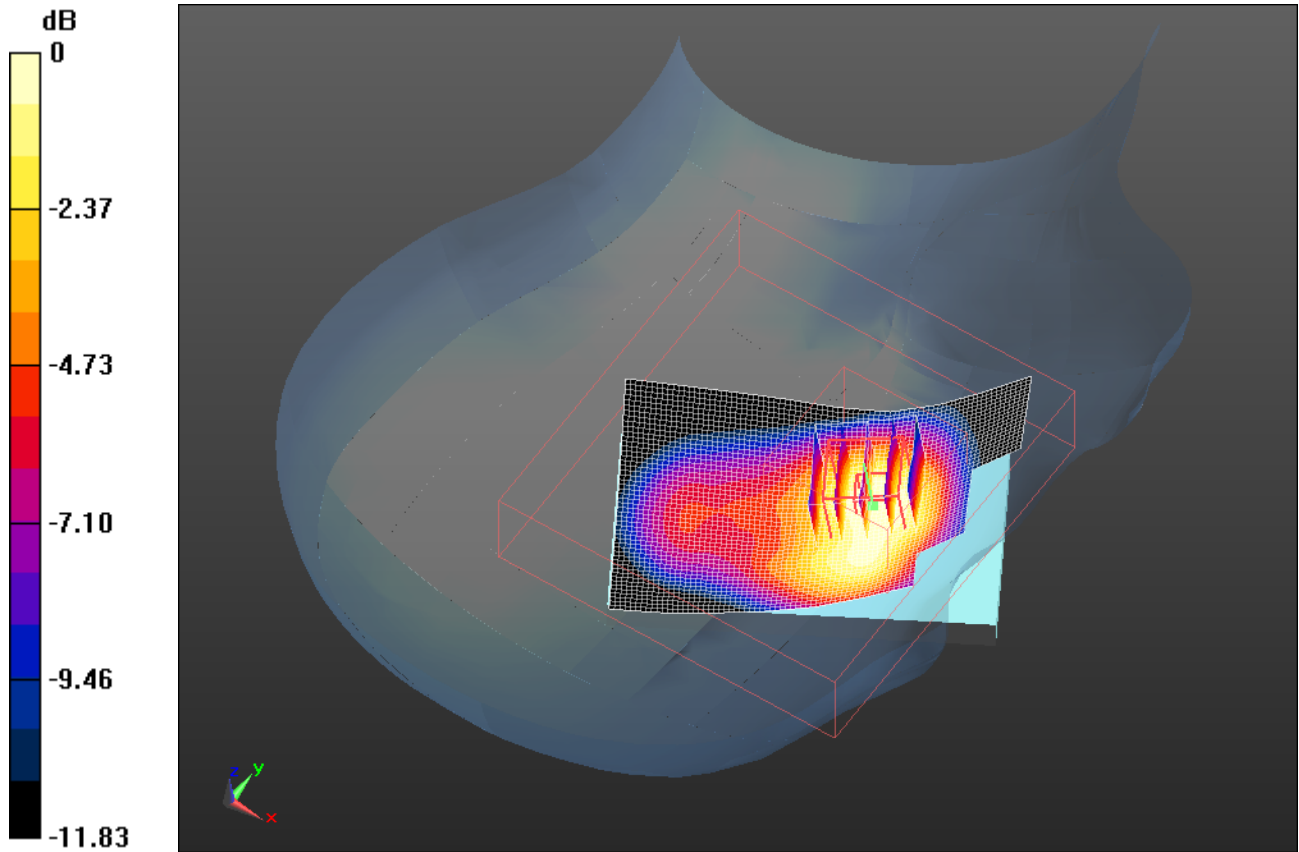
Reference Value = 13.412 V/m; Power Drift = 0.09 dB

Peak SAR (extrapolated) = 1.445 W/kg


**SAR(1 g) = 0.983 mW/g; SAR(10 g) = 0.606 mW/g**

Maximum value of SAR (measured) = 1.130 mW/g

	Document <b>Appendix B for the BlackBerry® Smartphone Model REA71UW/REB71UW SAR Report</b>			Page <b>35(147)</b>
	Author Data <b>Andrew Becker</b>	Dates of Test <b>August 4 – September 29, 2011</b>	Test Report No <b>RTS-5316-1109-53A</b>	FCC ID: <b>L6AREA70UW</b> <b>L6AREB70UW</b>



0 dB = 1.130mW/g

	Document <b>Appendix B for the BlackBerry® Smartphone Model REA71UW/REB71UW SAR Report</b>			Page <b>36(147)</b>
	Author Data <b>Andrew Becker</b>	Dates of Test <b>August 4 – September 29, 2011</b>	Test Report No <b>RTS-5316-1109-53A</b>	FCC ID: <b>L6AREA70UW</b> <b>L6AREB70UW</b>

Date/Time: 8/16/2011 12:33:03 AM, Date/Time: 8/16/2011 12:38:10 AM

Test Laboratory: RIM Testing Services

**RightHandSide\_EDGE1900\_high\_chan\_amb\_temp\_23.3\_liq\_temp\_22.5**

**C**

**DUT: BlackBerry Smartphone; Type: Sample ; Serial: 27EB7923**

Communication System: EDGE 1900; Communication System Band: EDGE 1900;  
Frequency: 1909.8 MHz; Communication System PAR: 6.232 dB  
Medium parameters used:  $f = 1910$  MHz;  $\sigma = 1.405$  mho/m;  $\epsilon_r = 38.514$ ;  $\rho = 1000$  kg/m<sup>3</sup>  
Phantom section: Right Section  
Measurement Standard: DASYS (IEEE/IEC/ANSI C63.19-2007)

DASY5 Configuration:

- Probe: ES3DV3 - SN3225; ConvF(5.26, 5.26, 5.26); Calibrated: 1/13/2011
- Sensor-Surface: 3mm (Mechanical Surface Detection)
- Electronics: DAE3 Sn472; Calibrated: 3/7/2011
- Phantom: SAM 1; Type: SAM 4.0; Serial: 1076
- Measurement SW: DASYS2, Version 52.6 (2); SEMCAD X Version 14.4.4 (2829)

**Configuration/Touch position -/Area Scan (51x81x1):** Measurement grid:

dx=15mm, dy=15mm

Maximum value of SAR (interpolated) = 1.146 mW/g

**Configuration/Touch position -/Zoom Scan (5x5x7) (5x5x7)/Cube 0:**


Measurement grid: dx=7.5mm, dy=7.5mm, dz=5mm

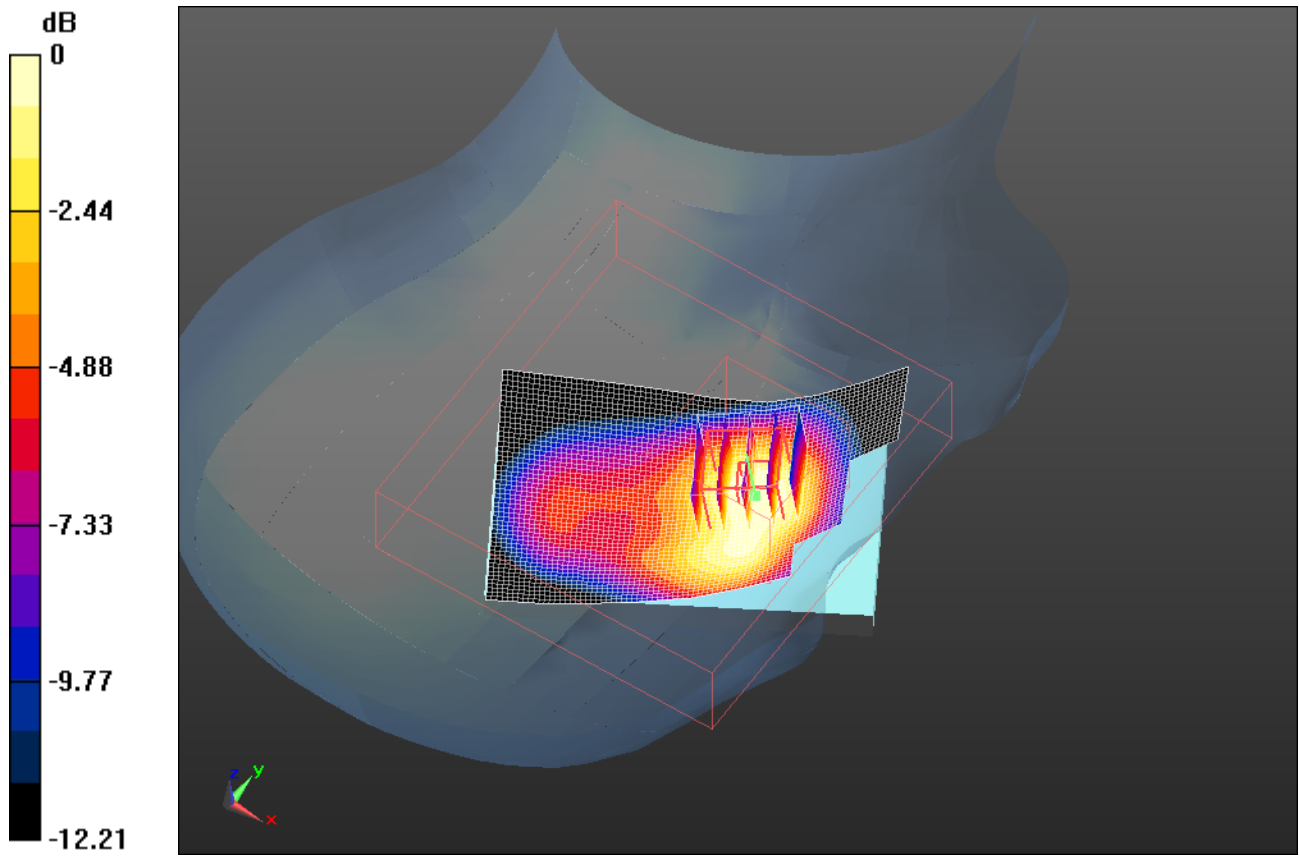
Reference Value = 12.914 V/m; Power Drift = -0.07 dB

Peak SAR (extrapolated) = 1.352 W/kg


**SAR(1 g) = 0.902 mW/g; SAR(10 g) = 0.549 mW/g**

Maximum value of SAR (measured) = 1.040 mW/g

	Document <b>Appendix B for the BlackBerry® Smartphone Model REA71UW/REB71UW SAR Report</b>			Page <b>37(147)</b>
	Author Data <b>Andrew Becker</b>	Dates of Test <b>August 4 – September 29, 2011</b>	Test Report No <b>RTS-5316-1109-53A</b>	FCC ID: <b>L6AREA70UW</b> <b>L6AREB70UW</b>



0 dB = 1.040mW/g

	Document <b>Appendix B for the BlackBerry® Smartphone Model REA71UW/REB71UW SAR Report</b>			Page <b>38(147)</b>
	Author Data <b>Andrew Becker</b>	Dates of Test <b>August 4 – September 29, 2011</b>	Test Report No <b>RTS-5316-1109-53A</b>	FCC ID: <b>L6AREA70UW</b> <b>L6AREB70UW</b>

Date/Time: 8/16/2011 12:47:14 AM, Date/Time: 8/16/2011 12:52:23 AM

Test Laboratory: RIM Testing Services

## RightHandSide\_Tilt\_EDGE1900\_mid\_chan\_amb\_temp\_23.0\_liq\_temp\_2 2.2C

**DUT: BlackBerry Smartphone; Type: Sample ; Serial: 27EB7923**


Communication System: EDGE 1900; Communication System Band: EDGE 1900;  
Frequency: 1880 MHz; Communication System PAR: 6.232 dB  
Medium parameters used:  $f = 1880 \text{ MHz}$ ;  $\sigma = 1.368 \text{ mho/m}$ ;  $\epsilon_r = 38.687$ ;  $\rho = 1000 \text{ kg/m}^3$   
Phantom section: Right Section  
Measurement Standard: DASYS (IEEE/IEC/ANSI C63.19-2007)

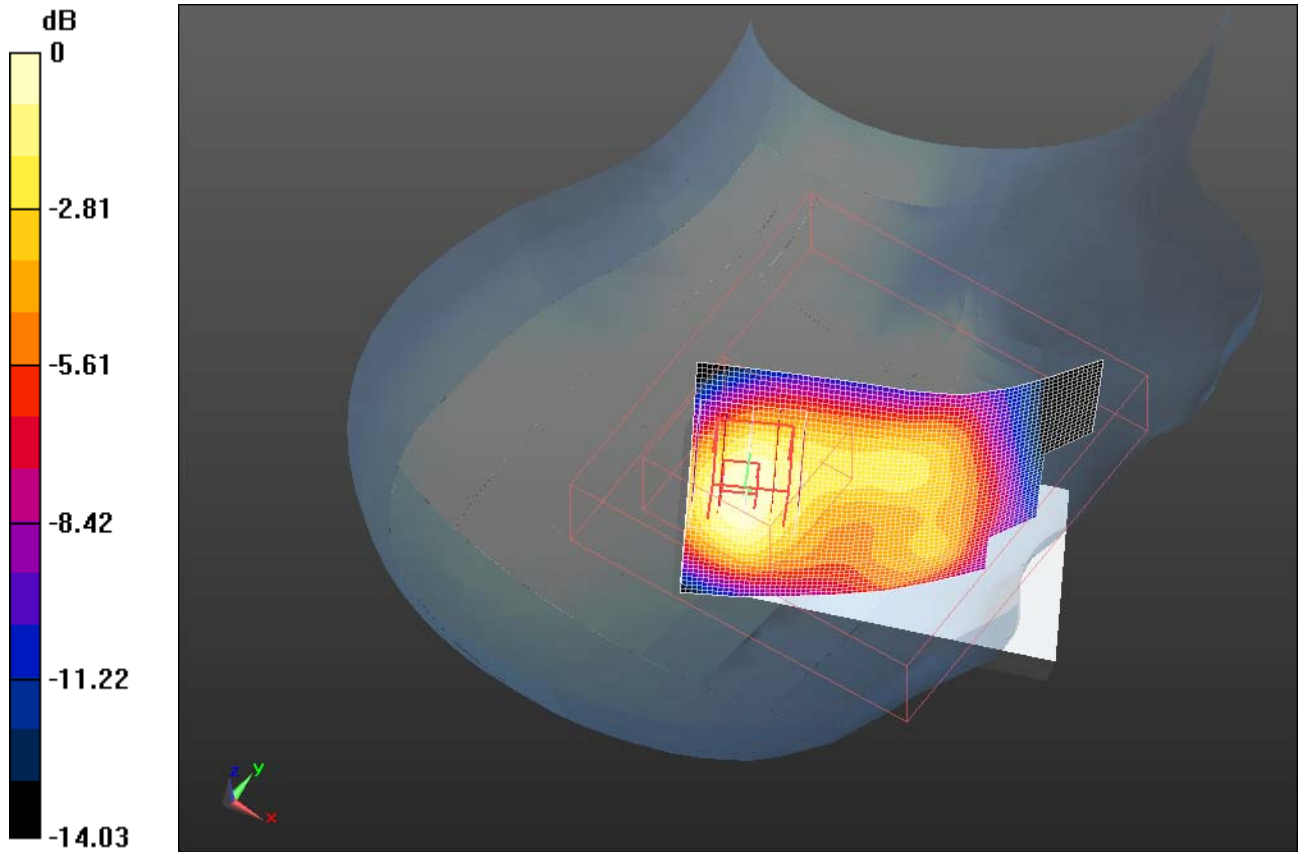
DASY5 Configuration:

- Probe: ES3DV3 - SN3225; ConvF(5.26, 5.26, 5.26); Calibrated: 1/13/2011
- Sensor-Surface: 3mm (Mechanical Surface Detection)
- Electronics: DAE3 Sn472; Calibrated: 3/7/2011
- Phantom: SAM 1; Type: SAM 4.0; Serial: 1076
- Measurement SW: DASYS2, Version 52.6 (2); SEMCAD X Version 14.4.4 (2829)

**Configuration/Touch position -/Area Scan (51x81x1):** Measurement grid:  
dx=15mm, dy=15mm  
Maximum value of SAR (interpolated) = 0.550 mW/g


**Configuration/Touch position -/Zoom Scan (5x5x7) (5x5x7)/Cube 0:**  
Measurement grid: dx=7.5mm, dy=7.5mm, dz=5mm  
Reference Value = 19.613 V/m; Power Drift = 0.03 dB  
Peak SAR (extrapolated) = 0.701 W/kg  
**SAR(1 g) = 0.448 mW/g; SAR(10 g) = 0.268 mW/g**  
Maximum value of SAR (measured) = 0.523 mW/g

	Document <b>Appendix B for the BlackBerry® Smartphone Model REA71UW/REB71UW SAR Report</b>			Page <b>39(147)</b>
	Author Data <b>Andrew Becker</b>	Dates of Test <b>August 4 – September 29, 2011</b>	Test Report No <b>RTS-5316-1109-53A</b>	FCC ID: <b>L6AREA70UW</b> <b>L6AREB70UW</b>



0 dB = 0.520mW/g



	Document <b>Appendix B for the BlackBerry® Smartphone Model REA71UW/REB71UW SAR Report</b>			Page <b>40(147)</b>
	Author Data <b>Andrew Becker</b>	Dates of Test <b>August 4 – September 29, 2011</b>	Test Report No <b>RTS-5316-1109-53A</b>	FCC ID: <b>L6AREA70UW</b> <b>L6AREB70UW</b>

Date/Time: 9/1/2011 10:06:40 PM, Date/Time: 9/1/2011 10:11:46 PM

Test Laboratory: RIM Testing Services

## LeftHandSide\_EDGE1900\_low\_chan\_amb\_temp\_23.2\_liq\_temp\_23.2C

**DUT: BlackBerry Smartphone; Type: Sample; Serial: 28302141**

Communication System: EDGE 1900; Communication System Band: EDGE 1900;  
Frequency: 1850.2 MHz; Communication System PAR: 6.232 dB  
Medium parameters used (interpolated):  $f = 1850.2$  MHz;  $\sigma = 1.401$  mho/m;  $\epsilon_r = 38.629$ ;  
 $\rho = 1000$  kg/m<sup>3</sup>  
Phantom section: Left Section  
Measurement Standard: DASYS (IEEE/IEC/ANSI C63.19-2007)

DASY5 Configuration:

- Probe: ES3DV3 - SN3225; ConvF(5.26, 5.26, 5.26); Calibrated: 1/13/2011
- Sensor-Surface: 3mm (Mechanical Surface Detection)
- Electronics: DAE3 Sn472; Calibrated: 3/7/2011
- Phantom: SAM 1; Type: SAM 4.0; Serial: 1076
- Measurement SW: DASY52, Version 52.6 (2); SEMCAD X Version 14.4.4 (2829)

**Configuration/Touch position -/Area Scan (51x81x1):** Measurement grid:  
dx=15mm, dy=15mm

**Info:** Interpolated medium parameters used for SAR evaluation.

Maximum value of SAR (interpolated) = 1.669 mW/g


**Configuration/Touch position -/Zoom Scan (5x5x7) (5x5x7)/Cube 0:**


Measurement grid: dx=7.5mm, dy=7.5mm, dz=5mm  
Reference Value = 13.450 V/m; Power Drift = -0.05 dB  
Peak SAR (extrapolated) = 2.374 W/kg  
**SAR(1 g) = 1.38 mW/g; SAR(10 g) = 0.786 mW/g**

**Info:** Interpolated medium parameters used for SAR evaluation.


Maximum value of SAR (measured) = 1.658 mW/g



	Document <b>Appendix B for the BlackBerry® Smartphone Model REA71UW/REB71UW SAR Report</b>			Page <b>41(147)</b>
	Author Data <b>Andrew Becker</b>	Dates of Test <b>August 4 – September 29, 2011</b>	Test Report No <b>RTS-5316-1109-53A</b>	FCC ID: <b>L6AREA70UW</b> <b>L6AREB70UW</b>



0 dB = 1.660mW/g

	Document <b>Appendix B for the BlackBerry® Smartphone Model REA71UW/REB71UW SAR Report</b>			Page <b>42(147)</b>
	Author Data <b>Andrew Becker</b>	Dates of Test <b>August 4 – September 29, 2011</b>	Test Report No <b>RTS-5316-1109-53A</b>	FCC ID: <b>L6AREA70UW</b> <b>L6AREB70UW</b>

Date/Time: 8/15/2011 10:26:01 PM, Date/Time: 8/15/2011 10:31:08 PM

Test Laboratory: RIM Testing Services

## LeftHandSide\_EDGE1900\_mid\_chan\_amb\_temp\_23.1\_liq\_temp\_22.2C

**DUT: BlackBerry Smartphone; Type: Sample; Serial: 27EB7923**


Communication System: EDGE 1900; Communication System Band: EDGE 1900;  
Frequency: 1880 MHz; Communication System PAR: 6.232 dB  
Medium parameters used:  $f = 1880$  MHz;  $\sigma = 1.368$  mho/m;  $\epsilon_r = 38.687$ ;  $\rho = 1000$  kg/m<sup>3</sup>  
Phantom section: Left Section  
Measurement Standard: DASYS (IEEE/IEC/ANSI C63.19-2007)

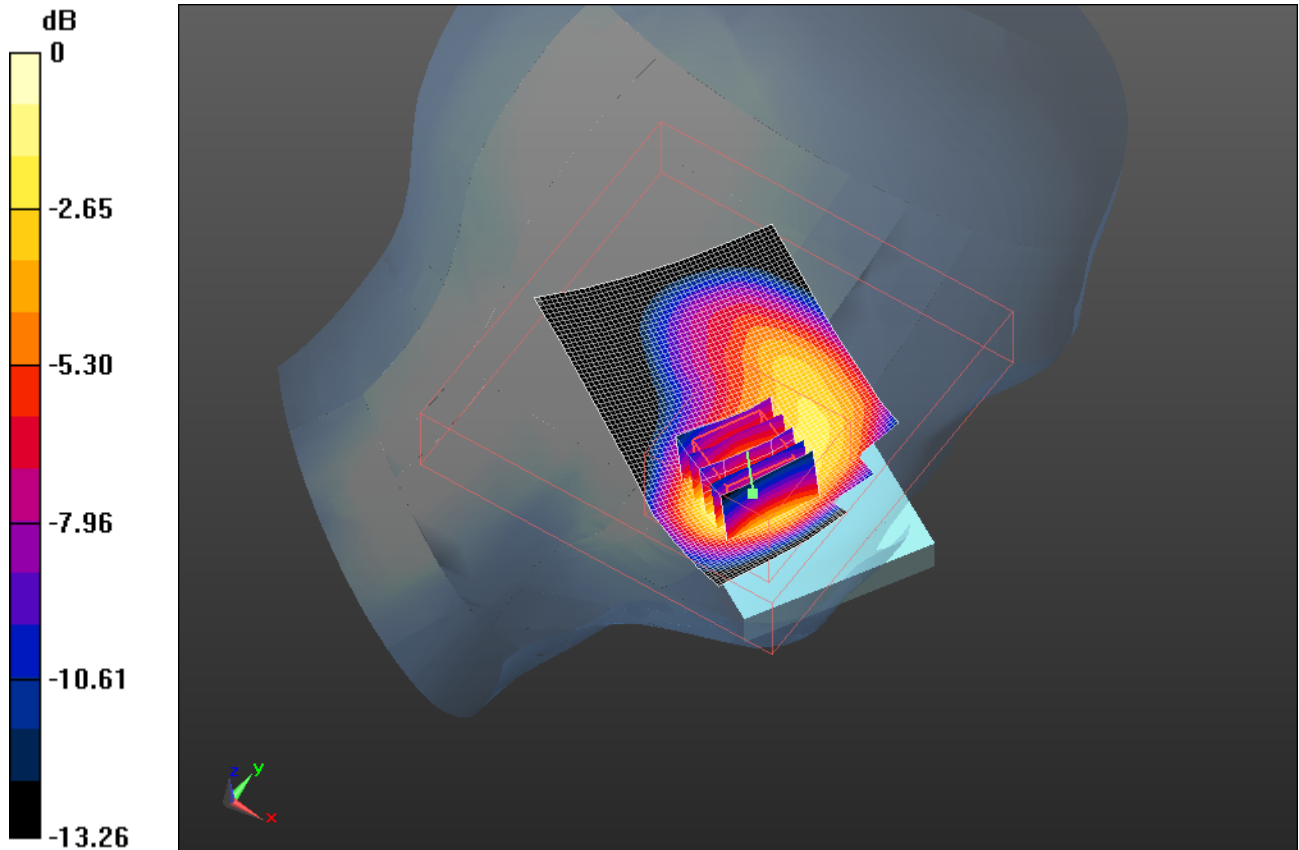
DASY5 Configuration:

- Probe: ES3DV3 - SN3225; ConvF(5.26, 5.26, 5.26); Calibrated: 1/13/2011
- Sensor-Surface: 3mm (Mechanical Surface Detection)
- Electronics: DAE3 Sn472; Calibrated: 3/7/2011
- Phantom: SAM 1; Type: SAM 4.0; Serial: 1076
- Measurement SW: DASY52, Version 52.6 (2); SEMCAD X Version 14.4.4 (2829)


**Configuration/Touch position -/Area Scan (51x81x1):** Measurement grid:  
dx=15mm, dy=15mm  
Maximum value of SAR (interpolated) = 1.529 mW/g

**Configuration/Touch position -/Zoom Scan (5x5x7) (5x5x7)/Cube 0:**  
Measurement grid: dx=7.5mm, dy=7.5mm, dz=5mm  
Reference Value = 12.690 V/m; Power Drift = -0.19 dB  
Peak SAR (extrapolated) = 2.146 W/kg  
**SAR(1 g) = 1.25 mW/g; SAR(10 g) = 0.704 mW/g**  
Maximum value of SAR (measured) = 1.471 mW/g

	Document <b>Appendix B for the BlackBerry® Smartphone Model REA71UW/REB71UW SAR Report</b>			Page <b>43(147)</b>
	Author Data <b>Andrew Becker</b>	Dates of Test <b>August 4 – September 29, 2011</b>	Test Report No <b>RTS-5316-1109-53A</b>	FCC ID: <b>L6AREA70UW</b> <b>L6AREB70UW</b>



0 dB = 1.470mW/g

	Document <b>Appendix B for the BlackBerry® Smartphone Model REA71UW/REB71UW SAR Report</b>			Page <b>44(147)</b>
	Author Data <b>Andrew Becker</b>	Dates of Test <b>August 4 – September 29, 2011</b>	Test Report No <b>RTS-5316-1109-53A</b>	FCC ID: <b>L6AREA70UW</b> <b>L6AREB70UW</b>

Date/Time: 8/15/2011 11:03:25 PM, Date/Time: 8/15/2011 11:08:34 PM

Test Laboratory: RIM Testing Services

## LeftHandSide\_EDGE1900\_high\_chan\_amb\_temp\_23.0\_liq\_temp\_22.2C

**DUT: BlackBerry Smartphone; Type: Sample; Serial: 27EB7923**


Communication System: EDGE 1900; Communication System Band: EDGE 1900;  
Frequency: 1909.8 MHz; Communication System PAR: 6.232 dB  
Medium parameters used:  $f = 1910$  MHz;  $\sigma = 1.405$  mho/m;  $\epsilon_r = 38.514$ ;  $\rho = 1000$  kg/m<sup>3</sup>  
Phantom section: Left Section  
Measurement Standard: DASYS (IEEE/IEC/ANSI C63.19-2007)

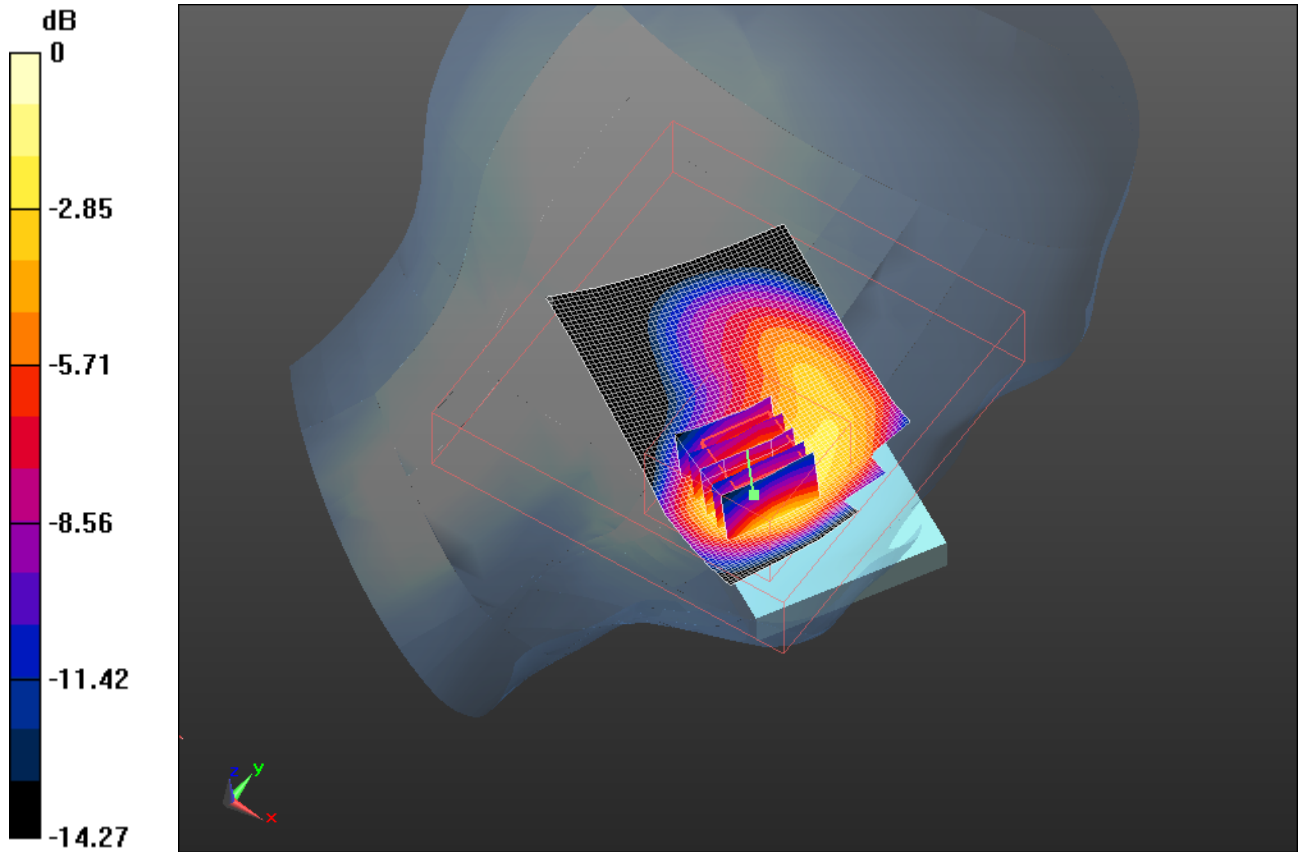
DASY5 Configuration:

- Probe: ES3DV3 - SN3225; ConvF(5.26, 5.26, 5.26); Calibrated: 1/13/2011
- Sensor-Surface: 3mm (Mechanical Surface Detection)
- Electronics: DAE3 Sn472; Calibrated: 3/7/2011
- Phantom: SAM 1; Type: SAM 4.0; Serial: 1076
- Measurement SW: DASY52, Version 52.6 (2); SEMCAD X Version 14.4.4 (2829)


**Configuration/Touch position -/Area Scan (51x81x1):** Measurement grid:  
dx=15mm, dy=15mm  
Maximum value of SAR (interpolated) = 1.465 mW/g

**Configuration/Touch position -/Zoom Scan (5x5x7) (5x5x7)/Cube 0:**  
Measurement grid: dx=7.5mm, dy=7.5mm, dz=5mm  
Reference Value = 11.194 V/m; Power Drift = -0.04 dB  
Peak SAR (extrapolated) = 2.097 W/kg  
**SAR(1 g) = 1.2 mW/g; SAR(10 g) = 0.672 mW/g**  
Maximum value of SAR (measured) = 1.486 mW/g

	Document <b>Appendix B for the BlackBerry® Smartphone Model REA71UW/REB71UW SAR Report</b>			Page <b>45(147)</b>
	Author Data <b>Andrew Becker</b>	Dates of Test <b>August 4 – September 29, 2011</b>	Test Report No <b>RTS-5316-1109-53A</b>	FCC ID: <b>L6AREA70UW</b> <b>L6AREB70UW</b>



0 dB = 1.490mW/g

	Document <b>Appendix B for the BlackBerry® Smartphone Model REA71UW/REB71UW</b> <b>SAR Report</b>			Page <b>46(147)</b>
	Author Data <b>Andrew Becker</b>	Dates of Test <b>August 4 – September 29, 2011</b>	Test Report No <b>RTS-5316-1109-53A</b>	FCC ID: <b>L6AREA70UW</b> <b>L6AREB70UW</b>

Date/Time: 8/15/2011 11:20:14 PM, Date/Time: 8/15/2011 11:25:21 PM

Test Laboratory: RIM Testing Services

**LeftHandSide\_Tilt\_EDGE1900\_mid\_chan\_amb\_temp\_22.9\_liq\_temp\_22.1C**

**DUT: BlackBerry Smartphone; Type: Sample; Serial: 27EB7923**


Communication System: EDGE 1900; Communication System Band: EDGE 1900;  
Frequency: 1880 MHz; Communication System PAR: 6.232 dB  
Medium parameters used:  $f = 1880$  MHz;  $\sigma = 1.368$  mho/m;  $\epsilon_r = 38.687$ ;  $\rho = 1000$  kg/m<sup>3</sup>  
Phantom section: Left Section  
Measurement Standard: DASYS (IEEE/IEC/ANSI C63.19-2007)

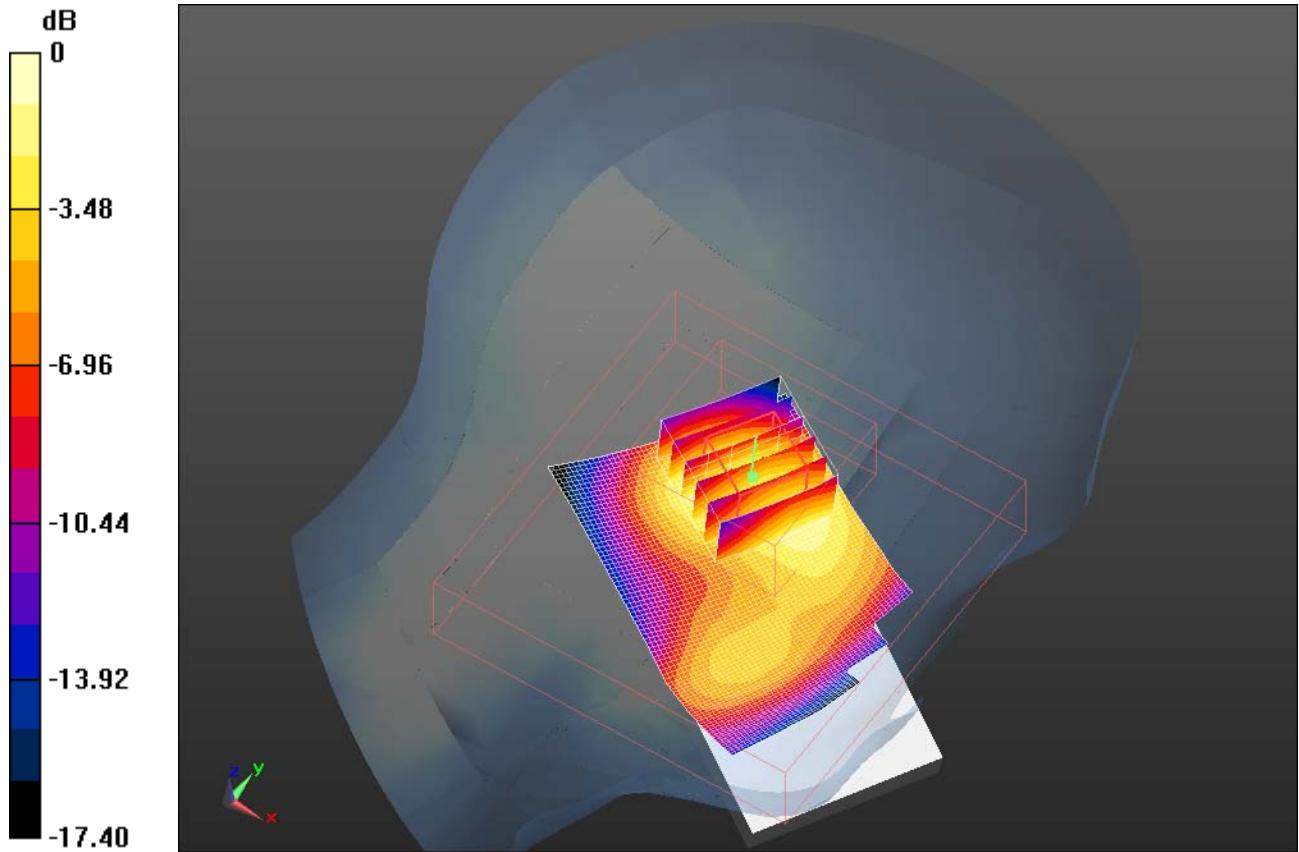
DASY5 Configuration:

- Probe: ES3DV3 - SN3225; ConvF(5.26, 5.26, 5.26); Calibrated: 1/13/2011
- Sensor-Surface: 3mm (Mechanical Surface Detection)
- Electronics: DAE3 Sn472; Calibrated: 3/7/2011
- Phantom: SAM 1; Type: SAM 4.0; Serial: 1076
- Measurement SW: DASYS2, Version 52.6 (2); SEMCAD X Version 14.4.4 (2829)

**Configuration/Touch position -/Area Scan (51x81x1):** Measurement grid:  
dx=15mm, dy=15mm  
Maximum value of SAR (interpolated) = 0.614 mW/g


**Configuration/Touch position -/Zoom Scan (5x5x7) (6x6x7)/Cube 0:**  
Measurement grid: dx=7.5mm, dy=7.5mm, dz=5mm  
Reference Value = 18.053 V/m; Power Drift = 0.12 dB  
Peak SAR (extrapolated) = 0.735 W/kg  
**SAR(1 g) = 0.472 mW/g; SAR(10 g) = 0.288 mW/g**  
Maximum value of SAR (measured) = 0.555 mW/g

	Document <b>Appendix B for the BlackBerry® Smartphone Model REA71UW/REB71UW SAR Report</b>			Page <b>47(147)</b>
	Author Data <b>Andrew Becker</b>	Dates of Test <b>August 4 – September 29, 2011</b>	Test Report No <b>RTS-5316-1109-53A</b>	FCC ID: <b>L6AREA70UW</b> <b>L6AREB70UW</b>



0 dB = 0.560mW/g



	Document <b>Appendix B for the BlackBerry® Smartphone Model REA71UW/REB71UW SAR Report</b>			Page <b>48(147)</b>
	Author Data <b>Andrew Becker</b>	Dates of Test <b>August 4 – September 29, 2011</b>	Test Report No <b>RTS-5316-1109-53A</b>	FCC ID: <b>L6AREA70UW</b> <b>L6AREB70UW</b>

Date/Time: 8/16/2011 1:17:20 AM, Date/Time: 8/16/2011 1:22:27 AM

Test Laboratory: RIM Testing Services

## LeftHandSide\_GSM1900\_low\_chan\_amb\_temp\_23.5\_liq\_temp\_22.7C

**DUT: BlackBerry Smartphone; Type: Sample; Serial: 27EB7923**

Communication System: GSM 1900; Communication System Band: GSM 1900;  
Frequency: 1850.2 MHz; Communication System PAR: 9.191 dB  
Medium parameters used (interpolated):  $f = 1850.2$  MHz;  $\sigma = 1.339$  mho/m;  $\epsilon_r = 38.868$ ;  
 $\rho = 1000$  kg/m<sup>3</sup>  
Phantom section: Left Section  
Measurement Standard: DASYS (IEEE/IEC/ANSI C63.19-2007)

DASY5 Configuration:

- Probe: ES3DV3 - SN3225; ConvF(5.26, 5.26, 5.26); Calibrated: 1/13/2011
- Sensor-Surface: 3mm (Mechanical Surface Detection)
- Electronics: DAE3 Sn472; Calibrated: 3/7/2011
- Phantom: SAM 1; Type: SAM 4.0; Serial: 1076
- Measurement SW: DASY52, Version 52.6 (2); SEMCAD X Version 14.4.4 (2829)

**Configuration/Touch position -/Area Scan (51x81x1):** Measurement grid:  
dx=15mm, dy=15mm

[Info: Interpolated medium parameters used for SAR evaluation.](#)

Maximum value of SAR (interpolated) = 1.249 mW/g


**Configuration/Touch position -/Zoom Scan (5x5x7) (5x5x7)/Cube 0:**

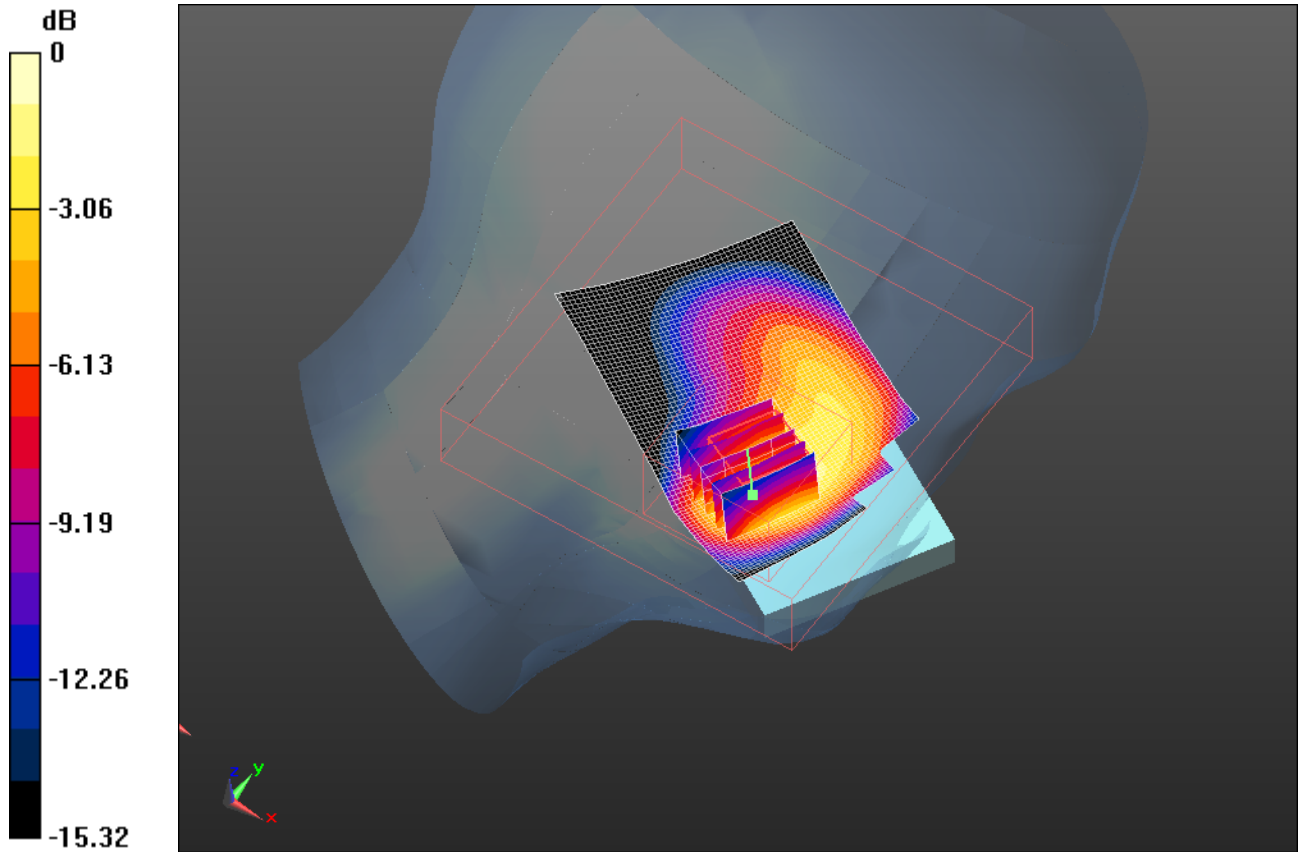
Measurement grid: dx=7.5mm, dy=7.5mm, dz=5mm  
Reference Value = 10.102 V/m; Power Drift = -0.02 dB  
Peak SAR (extrapolated) = 1.803 W/kg  
**SAR(1 g) = 1.02 mW/g; SAR(10 g) = 0.575 mW/g**

[Info: Interpolated medium parameters used for SAR evaluation.](#)


Maximum value of SAR (measured) = 1.259 mW/g



	Document <b>Appendix B for the BlackBerry® Smartphone Model REA71UW/REB71UW SAR Report</b>			Page <b>49(147)</b>
	Author Data <b>Andrew Becker</b>	Dates of Test <b>August 4 – September 29, 2011</b>	Test Report No <b>RTS-5316-1109-53A</b>	FCC ID: <b>L6AREA70UW</b> <b>L6AREB70UW</b>



0 dB = 1.260mW/g

	Document <b>Appendix B for the BlackBerry® Smartphone Model REA71UW/REB71UW SAR Report</b>			Page <b>50(147)</b>
	Author Data <b>Andrew Becker</b>	Dates of Test <b>August 4 – September 29, 2011</b>	Test Report No <b>RTS-5316-1109-53A</b>	FCC ID: <b>L6AREA70UW</b> <b>L6AREB70UW</b>

Date/Time: 9/9/2011 6:34:22 PM

Test Laboratory: RIM Testing Services

**Volume\_Scan\_RightHandSide\_EDGE1900\_low\_chan\_amb\_temp\_23.2\_I  
iq\_temp\_23.2C**

**DUT: BlackBerry Smartphone; Type: Sample ; Serial: 28302141**

Communication System: EDGE 1900; Communication System Band: EDGE 1900;  
Frequency: 1850.2 MHz; Communication System PAR: 6.232 dB  
Medium parameters used (interpolated):  $f = 1850.2$  MHz;  $\sigma = 1.328$  mho/m;  $\epsilon_r = 38.694$ ;  
 $\rho = 1000$  kg/m<sup>3</sup>  
Phantom section: Right Section  
Measurement Standard: DASYS (IEEE/IEC/ANSI C63.19-2007)

DASY5 Configuration:

- Probe: ES3DV3 - SN3225; ConvF(5.26, 5.26, 5.26); Calibrated: 1/13/2011
- Sensor-Surface: 3mm (Mechanical Surface Detection)
- Electronics: DAE3 Sn472; Calibrated: 3/7/2011
- Phantom: SAM 1; Type: SAM 4.0; Serial: 1076
- Measurement SW: DASYS2, Version 52.6 (2); SEMCAD X Version 14.4.4 (2829)

**Configuration/Touch position - Volume Scan/Volume Scan**

**(13x15x7)/Cube 0:** Measurement grid: dx=7.5mm, dy=7.5mm, dz=5mm


Reference Value = 14.477 V/m; Power Drift = -0.14 dB

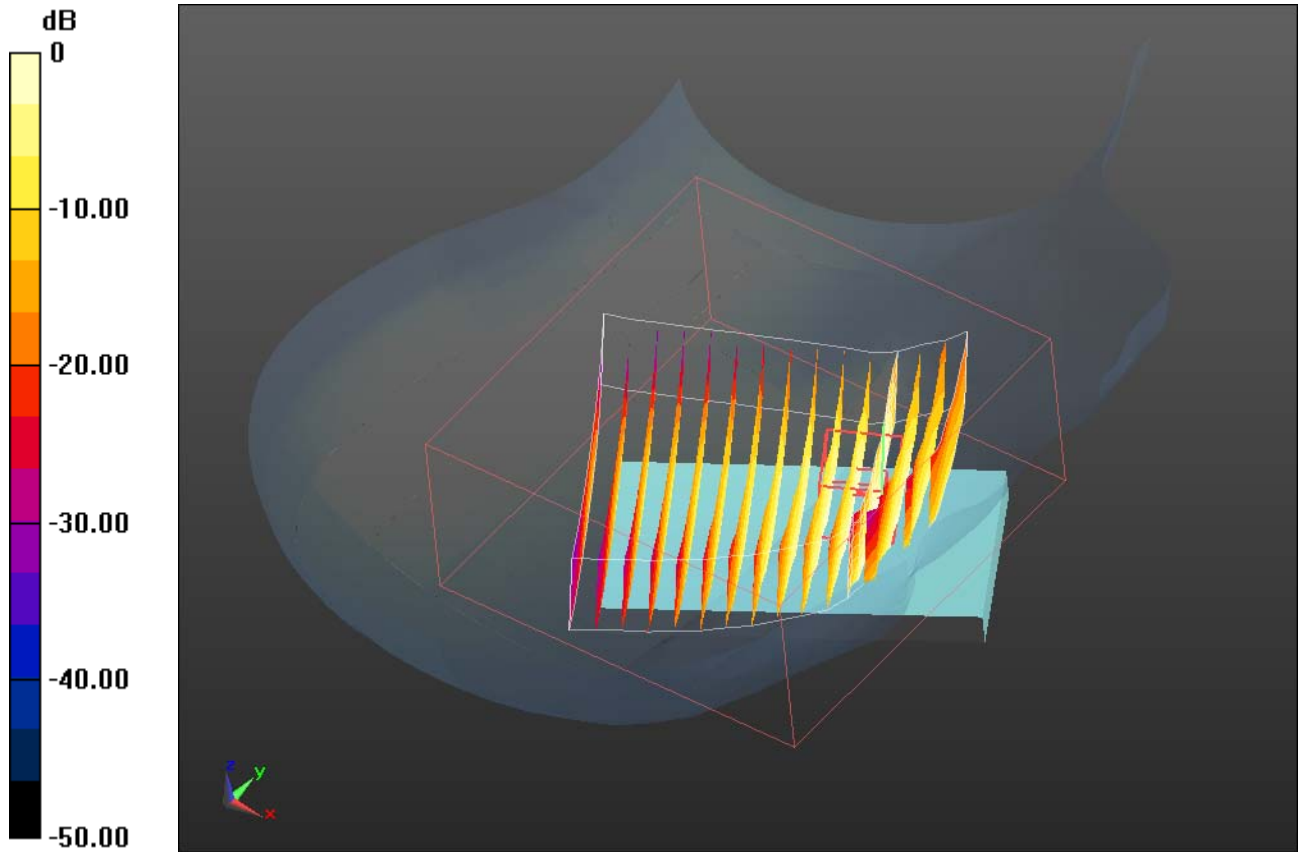
Peak SAR (extrapolated) = 1.533 W/kg

**SAR(1 g) = 1.06 mW/g; SAR(10 g) = 0.666 mW/g**


[Info: Interpolated medium parameters used for SAR evaluation.](#)

Maximum value of SAR (measured) = 1.180 mW/g

	Document <b>Appendix B for the BlackBerry® Smartphone Model REA71UW/REB71UW SAR Report</b>			Page <b>51(147)</b>
	Author Data <b>Andrew Becker</b>	Dates of Test <b>August 4 – September 29, 2011</b>	Test Report No <b>RTS-5316-1109-53A</b>	FCC ID: <b>L6AREA70UW</b> <b>L6AREB70UW</b>



0 dB = 1.180mW/g

	Document <b>Appendix B for the BlackBerry® Smartphone Model REA71UW/REB71UW SAR Report</b>			Page <b>52(147)</b>
	Author Data <b>Andrew Becker</b>	Dates of Test <b>August 4 – September 29, 2011</b>	Test Report No <b>RTS-5316-1109-53A</b>	FCC ID: <b>L6AREA70UW</b> <b>L6AREB70UW</b>

Date/Time: 9/29/2011 2:06:28 PM

Test Laboratory: RIM Testing Services

**Volume\_Scan\_LeftHandSide\_EDGE1900\_low\_chan\_amb\_temp\_22.8\_li  
q\_temp\_22.5C**

**DUT: BlackBerry Smartphone; Type: Sample; Serial: 28302141**

Communication System: EDGE 1900; Frequency: 1850.2 MHz  
Medium parameters used (interpolated):  $f = 1850.2$  MHz;  $\sigma = 1.345$  mho/m;  $\epsilon_r = 38.835$ ;  
 $\rho = 1000$  kg/m<sup>3</sup>  
Phantom section: Left Section  
Measurement Standard: DASYS (IEEE/IEC/ANSI C63.19-2007)

DASY5 Configuration:

- Probe: ES3DV3 - SN3225; ConvF(5.26, 5.26, 5.26); Calibrated: 1/13/2011
- Sensor-Surface: 3mm (Mechanical Surface Detection)
- Electronics: DAE3 Sn472; Calibrated: 3/7/2011
- Phantom: SAM 1; Type: SAM 4.0; Serial: 1076
- Measurement SW: DASYS2, Version 52.6 (2); SEMCAD X Version 14.4.4 (2829)

**Configuration/Touch position - Volume Scan/Volume Scan**

**(13x15x7)/Cube 0:** Measurement grid: dx=7.5mm, dy=7.5mm, dz=5mm


Reference Value = 14.160 V/m; Power Drift = -0.08 dB

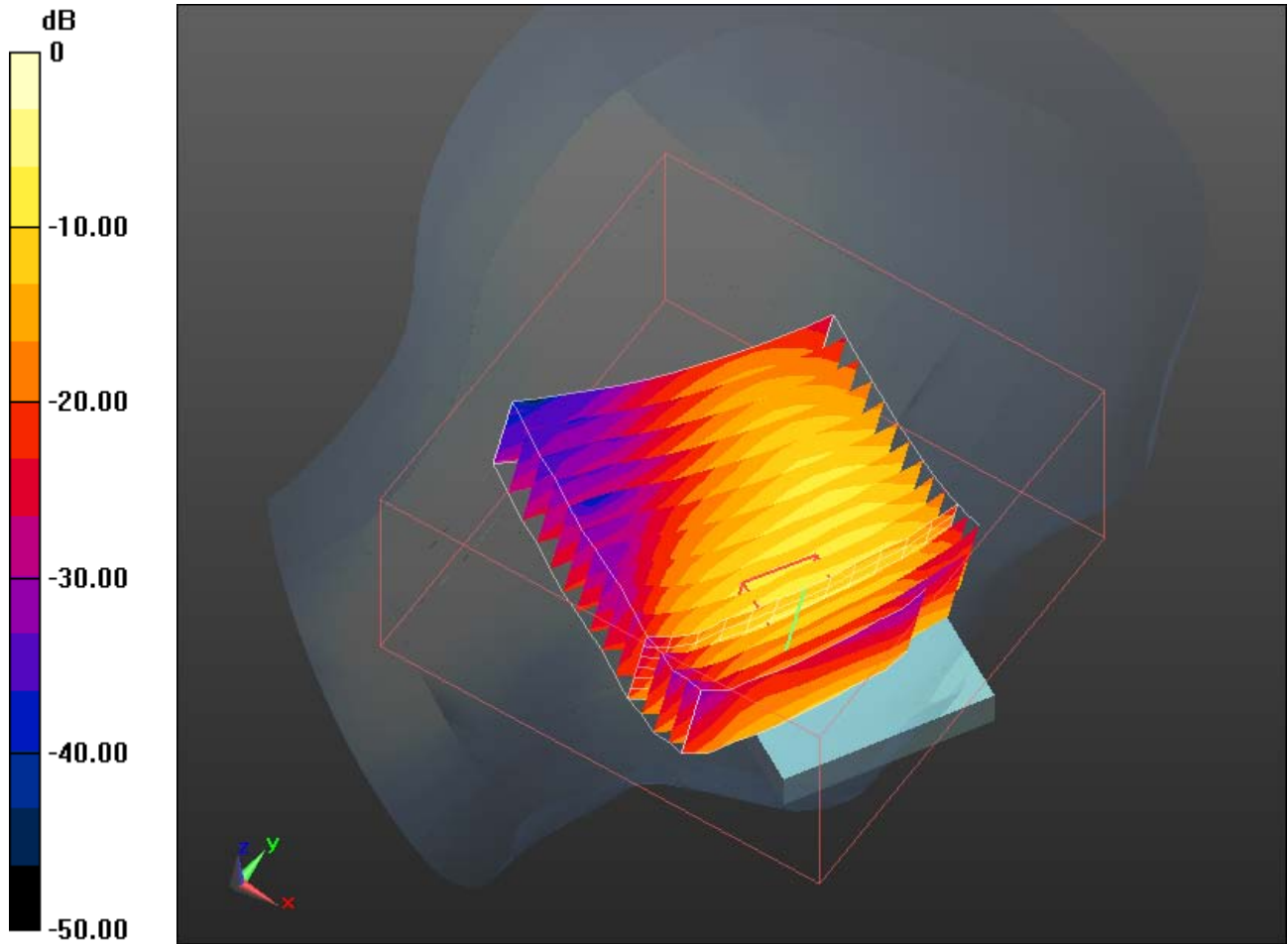
Peak SAR (extrapolated) = 2.147 W/kg

**SAR(1 g) = 1.25 mW/g; SAR(10 g) = 0.695 mW/g**


[Info: Interpolated medium parameters used for SAR evaluation.](#)

Maximum value of SAR (measured) = 1.520 mW/g

	Document <b>Appendix B for the BlackBerry® Smartphone Model REA71UW/REB71UW SAR Report</b>			Page <b>53(147)</b>
	Author Data <b>Andrew Becker</b>	Dates of Test <b>August 4 – September 29, 2011</b>	Test Report No <b>RTS-5316-1109-53A</b>	FCC ID: <b>L6AREA70UW</b> <b>L6AREB70UW</b>



0 dB = 1.520mW/g

	Document <b>Appendix B for the BlackBerry® Smartphone Model REA71UW/REB71UW SAR Report</b>			Page <b>54(147)</b>
	Author Data <b>Andrew Becker</b>	Dates of Test <b>August 4 – September 29, 2011</b>	Test Report No <b>RTS-5316-1109-53A</b>	FCC ID: <b>L6AREA70UW</b> <b>L6AREB70UW</b>

Date/Time: 9/2/2011 12:56:54 AM, Date/Time: 9/2/2011 1:02:00 AM

Test Laboratory: RIM Testing Services

## RightHandSide\_UMTS\_Band\_II\_low\_chan\_amb\_temp\_22.9\_liq\_temp\_2 2.9C

**DUT: BlackBerry Smartphone; Type: Sample ; Serial: 28302141**

Communication System: WCDMA FDD II; Communication System Band: UMTS FDD II; Frequency: 1852.4 MHz; Communication System PAR: 0 dB  
Medium parameters used (interpolated):  $f = 1852.4$  MHz;  $\sigma = 1.405$  mho/m;  $\epsilon_r = 38.631$ ;  
 $\rho = 1000$  kg/m<sup>3</sup>  
Phantom section: Right Section  
Measurement Standard: DASYS (IEEE/IEC/ANSI C63.19-2007)

DASY5 Configuration:


- Probe: ES3DV3 - SN3225; ConvF(5.26, 5.26, 5.26); Calibrated: 1/13/2011
- Sensor-Surface: 3mm (Mechanical Surface Detection)
- Electronics: DAE3 Sn472; Calibrated: 3/7/2011
- Phantom: SAM 1; Type: SAM 4.0; Serial: 1076
- Measurement SW: DASY52, Version 52.6 (2); SEMCAD X Version 14.4.4 (2829)

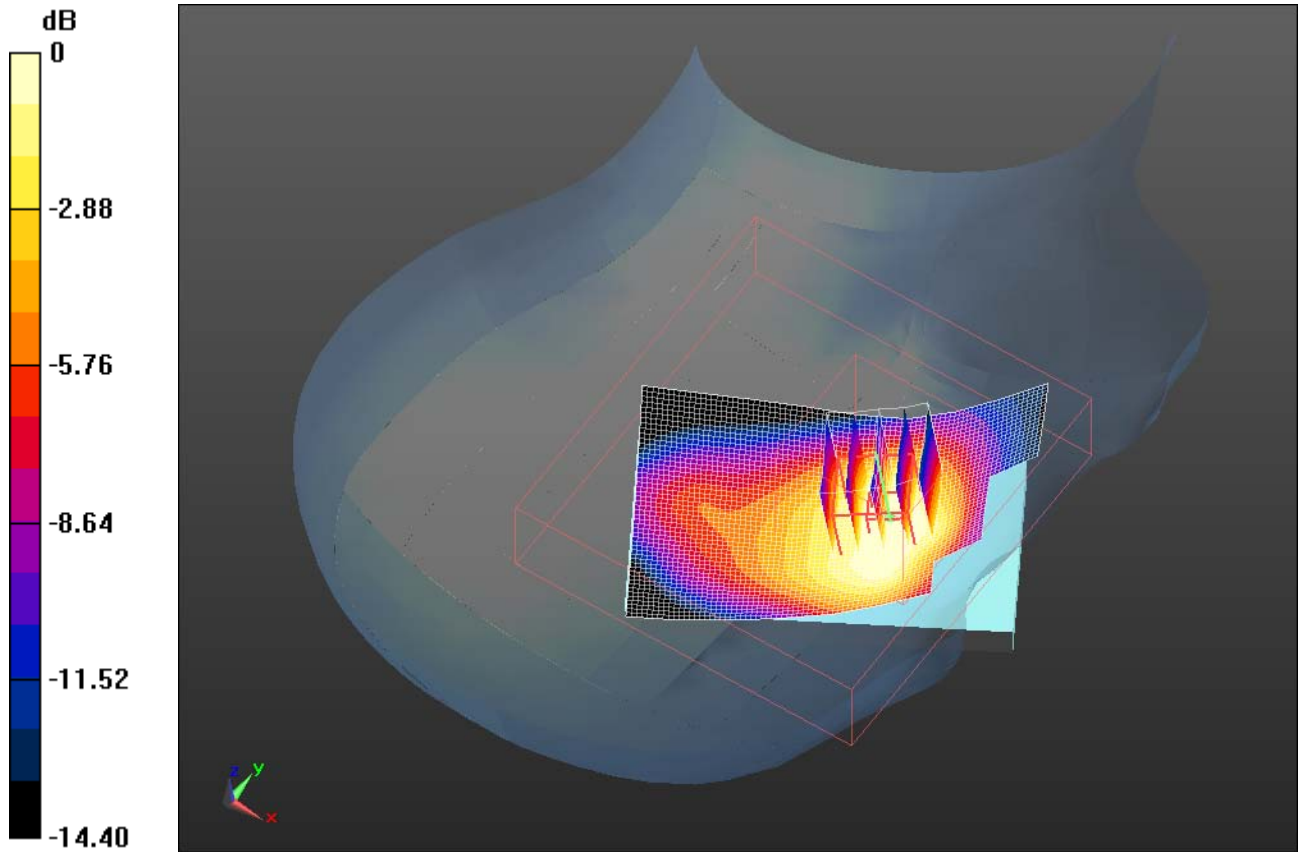
**Configuration/Touch position -/Area Scan (51x81x1):** Measurement grid:  
dx=15mm, dy=15mm

[Info: Interpolated medium parameters used for SAR evaluation.](#)  
Maximum value of SAR (interpolated) = 1.288 mW/g

**Configuration/Touch position -/Zoom Scan (5x5x7) (5x5x7)/Cube 0:**  
Measurement grid: dx=7.5mm, dy=7.5mm, dz=5mm  
Reference Value = 14.954 V/m; Power Drift = -0.03 dB  
Peak SAR (extrapolated) = 1.488 W/kg  
**SAR(1 g) = 1.03 mW/g; SAR(10 g) = 0.666 mW/g**


[Info: Interpolated medium parameters used for SAR evaluation.](#)  
Maximum value of SAR (measured) = 1.200 mW/g

	Document <b>Appendix B for the BlackBerry® Smartphone Model REA71UW/REB71UW SAR Report</b>			Page <b>55(147)</b>
	Author Data <b>Andrew Becker</b>	Dates of Test <b>August 4 – September 29, 2011</b>	Test Report No <b>RTS-5316-1109-53A</b>	FCC ID: <b>L6AREA70UW</b> <b>L6AREB70UW</b>



0 dB = 1.200mW/g



	Document <b>Appendix B for the BlackBerry® Smartphone Model REA71UW/REB71UW SAR Report</b>			Page <b>56(147)</b>
	Author Data <b>Andrew Becker</b>	Dates of Test <b>August 4 – September 29, 2011</b>	Test Report No <b>RTS-5316-1109-53A</b>	FCC ID: <b>L6AREA70UW</b> <b>L6AREB70UW</b>

Date/Time: 9/9/2011 11:15:39 PM

Test Laboratory: RIM Testing Services

## Volume\_Scan\_RightHandSide\_UMTS\_Band\_II\_low\_chan\_amb\_temp\_2 2.9\_liq\_temp\_22.9C

**DUT: BlackBerry Smartphone; Type: Sample ; Serial: 28302141**

Communication System: WCDMA FDD II; Frequency: 1852.4 MHz  
Medium parameters used (interpolated):  $f = 1852.4$  MHz;  $\sigma = 1.331$  mho/m;  $\epsilon_r = 38.682$ ;  
 $\rho = 1000$  kg/m<sup>3</sup>  
Phantom section: Right Section  
Measurement Standard: DASYS (IEEE/IEC/ANSI C63.19-2007)

DASY5 Configuration:

- Probe: ES3DV3 - SN3225; ConvF(5.26, 5.26, 5.26); Calibrated: 1/13/2011
- Sensor-Surface: 3mm (Mechanical Surface Detection)
- Electronics: DAE3 Sn472; Calibrated: 3/7/2011
- Phantom: SAM 1; Type: SAM 4.0; Serial: 1076
- Measurement SW: DASYS2, Version 52.6 (2); SEMCAD X Version 14.4.4 (2829)

### **Configuration/Touch position - Volume Scan/Volume Scan**

**(13x15x7)/Cube 0:** Measurement grid: dx=7.5mm, dy=7.5mm, dz=5mm

Reference Value = 14.580 V/m; Power Drift = -0.13 dB


Peak SAR (extrapolated) = 1.545 W/kg

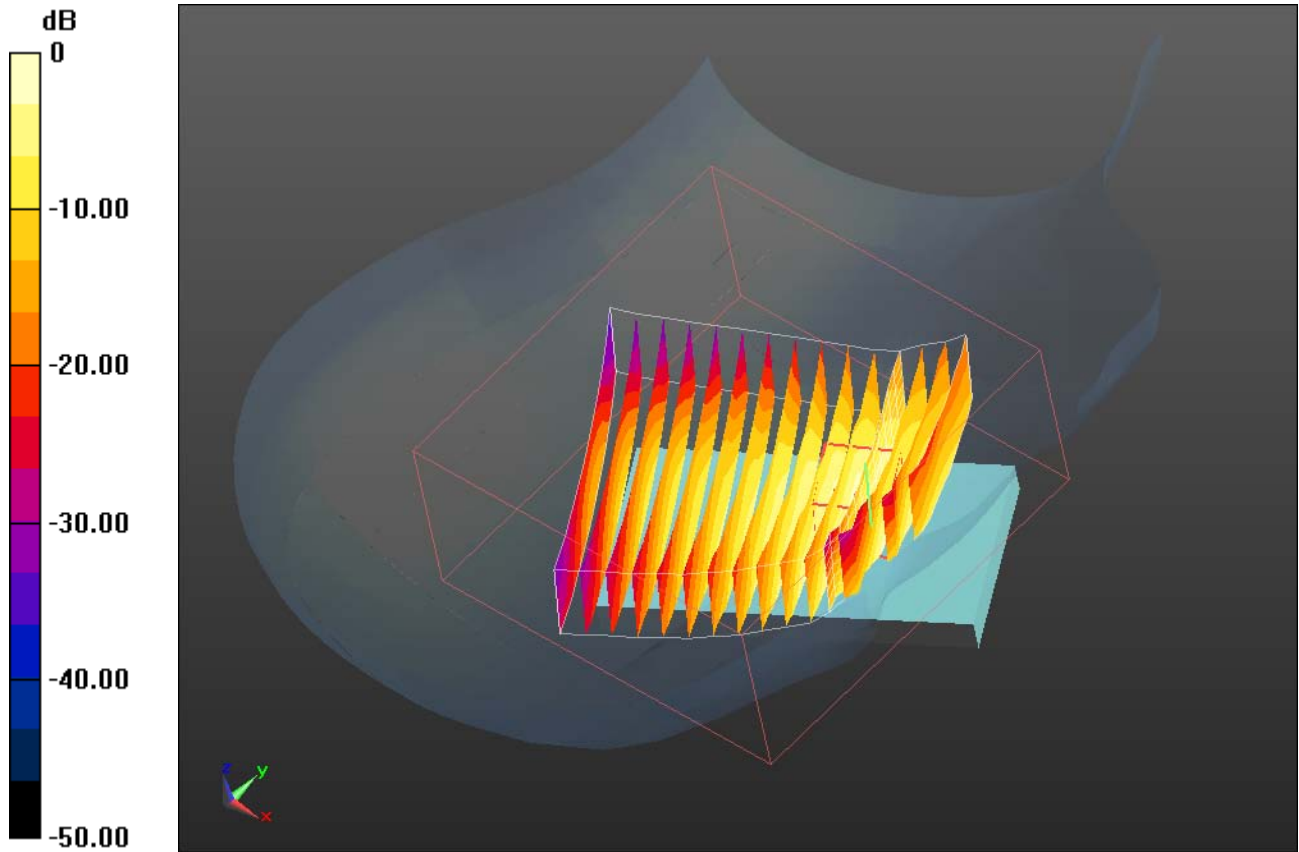
**SAR(1 g) = 1.02 mW/g; SAR(10 g) = 0.656 mW/g**

[Info: Interpolated medium parameters used for SAR evaluation.](#)


Maximum value of SAR (measured) = 1.168 mW/g



	Document <b>Appendix B for the BlackBerry® Smartphone Model REA71UW/REB71UW SAR Report</b>			Page <b>57(147)</b>
	Author Data <b>Andrew Becker</b>	Dates of Test <b>August 4 – September 29, 2011</b>	Test Report No <b>RTS-5316-1109-53A</b>	FCC ID: <b>L6AREA70UW</b> <b>L6AREB70UW</b>



0 dB = 1.170mW/g

	Document <b>Appendix B for the BlackBerry® Smartphone Model REA71UW/REB71UW</b> <b>SAR Report</b>			Page <b>58(147)</b>
	Author Data <b>Andrew Becker</b>	Dates of Test <b>August 4 – September 29, 2011</b>	Test Report No <b>RTS-5316-1109-53A</b>	FCC ID: <b>L6AREA70UW</b> <b>L6AREB70UW</b>

Date/Time: 9/2/2011 1:20:20 AM, Date/Time: 9/2/2011 1:25:27 AM

Test Laboratory: RIM Testing Services

## RightHandSide\_UMTS\_Band\_II\_mid\_chan\_amb\_temp\_23.0\_liq\_temp\_2

### 3.0C

**DUT: BlackBerry Smartphone; Type: Sample ; Serial: 28302141**

Communication System: WCDMA FDD II; Communication System Band: UMTS FDD II; Frequency: 1880 MHz; Communication System PAR: 0 dB  
Medium parameters used:  $f = 1880$  MHz;  $\sigma = 1.424$  mho/m;  $\epsilon_r = 38.608$ ;  $\rho = 1000$  kg/m<sup>3</sup>  
Phantom section: Right Section  
Measurement Standard: DASYS (IEEE/IEC/ANSI C63.19-2007)

DASY5 Configuration:

- Probe: ES3DV3 - SN3225; ConvF(5.26, 5.26, 5.26); Calibrated: 1/13/2011
- Sensor-Surface: 3mm (Mechanical Surface Detection)
- Electronics: DAE3 Sn472; Calibrated: 3/7/2011
- Phantom: SAM 1; Type: SAM 4.0; Serial: 1076
- Measurement SW: DASY52, Version 52.6 (2); SEMCAD X Version 14.4.4 (2829)

**Configuration/Touch position -/Area Scan (51x81x1):** Measurement grid:

dx=15mm, dy=15mm

Maximum value of SAR (interpolated) = 1.138 mW/g

**Configuration/Touch position -/Zoom Scan (5x5x7) (5x5x7)/Cube 0:**


Measurement grid: dx=7.5mm, dy=7.5mm, dz=5mm

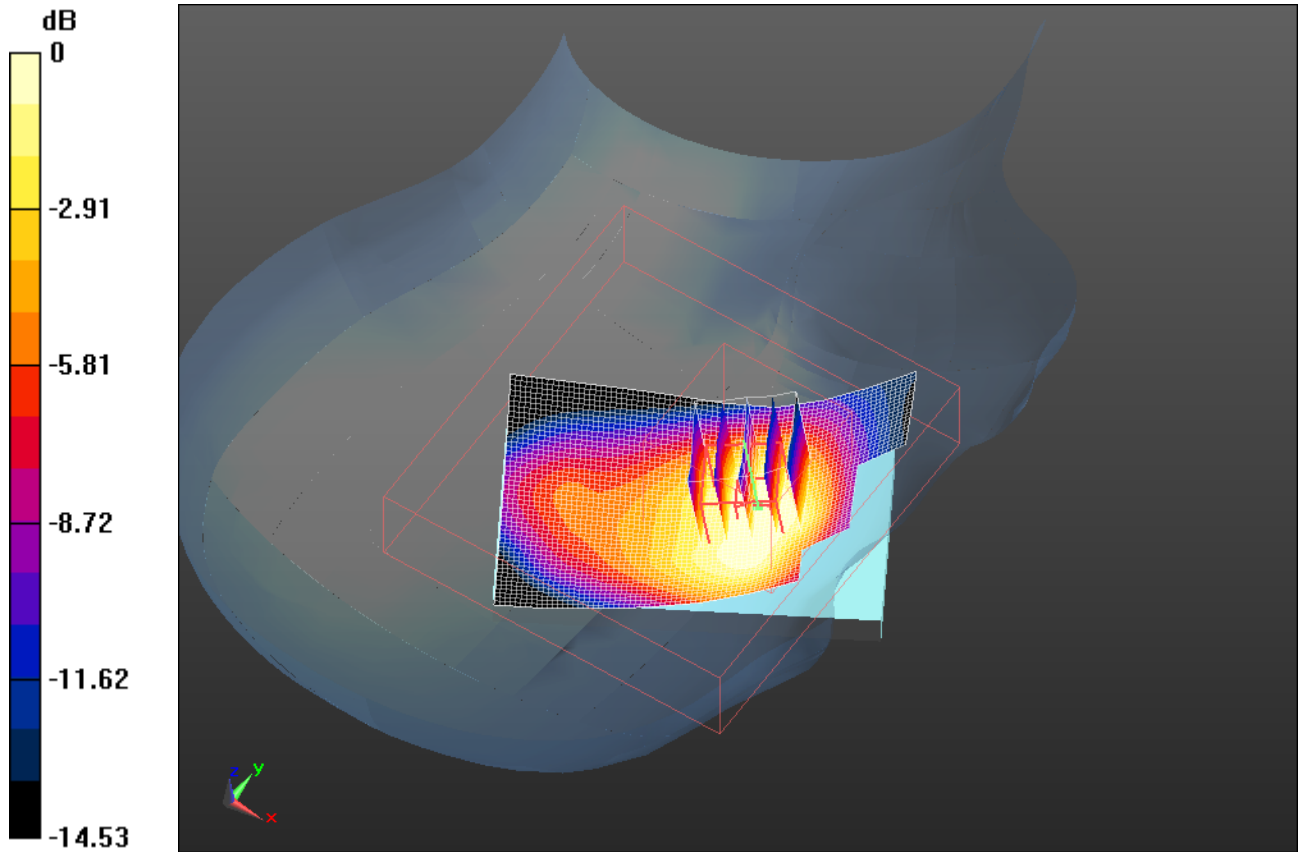
Reference Value = 14.617 V/m; Power Drift = -0.0081 dB

Peak SAR (extrapolated) = 1.342 W/kg


**SAR(1 g) = 0.914 mW/g; SAR(10 g) = 0.588 mW/g**

Maximum value of SAR (measured) = 1.066 mW/g

	Document <b>Appendix B for the BlackBerry® Smartphone Model REA71UW/REB71UW SAR Report</b>			Page <b>59(147)</b>
	Author Data <b>Andrew Becker</b>	Dates of Test <b>August 4 – September 29, 2011</b>	Test Report No <b>RTS-5316-1109-53A</b>	FCC ID: <b>L6AREA70UW</b> <b>L6AREB70UW</b>



0 dB = 1.070mW/g

	Document <b>Appendix B for the BlackBerry® Smartphone Model REA71UW/REB71UW SAR Report</b>			Page <b>60(147)</b>
	Author Data <b>Andrew Becker</b>	Dates of Test <b>August 4 – September 29, 2011</b>	Test Report No <b>RTS-5316-1109-53A</b>	FCC ID: <b>L6AREA70UW</b> <b>L6AREB70UW</b>

Date/Time: 9/2/2011 1:34:19 AM, Date/Time: 9/2/2011 1:39:26 AM

Test Laboratory: RIM Testing Services

## RightHandSide\_UMTS\_Band\_II\_high\_chan\_amb\_temp\_23.0\_liq\_temp\_2 3.0C

**DUT: BlackBerry Smartphone; Type: Sample ; Serial: 28302141**

Communication System: WCDMA FDD II; Frequency: 1907.6 MHz  
Medium parameters used (interpolated):  $f = 1907.6$  MHz;  $\sigma = 1.432$  mho/m;  $\epsilon_r = 38.47$ ;  $\rho = 1000$  kg/m<sup>3</sup>  
Phantom section: Right Section  
Measurement Standard: DASYS (IEEE/IEC/ANSI C63.19-2007)

DASY5 Configuration:

- Probe: ES3DV3 - SN3225; ConvF(5.26, 5.26, 5.26); Calibrated: 1/13/2011
- Sensor-Surface: 3mm (Mechanical Surface Detection)
- Electronics: DAE3 Sn472; Calibrated: 3/7/2011
- Phantom: SAM 1; Type: SAM 4.0; Serial: 1076
- Measurement SW: DASYS2, Version 52.6 (2); SEMCAD X Version 14.4.4 (2829)

**Configuration/Touch position -/Area Scan (51x81x1):** Measurement grid:  
dx=15mm, dy=15mm

[Info: Interpolated medium parameters used for SAR evaluation.](#)


Maximum value of SAR (interpolated) = 1.193 mW/g

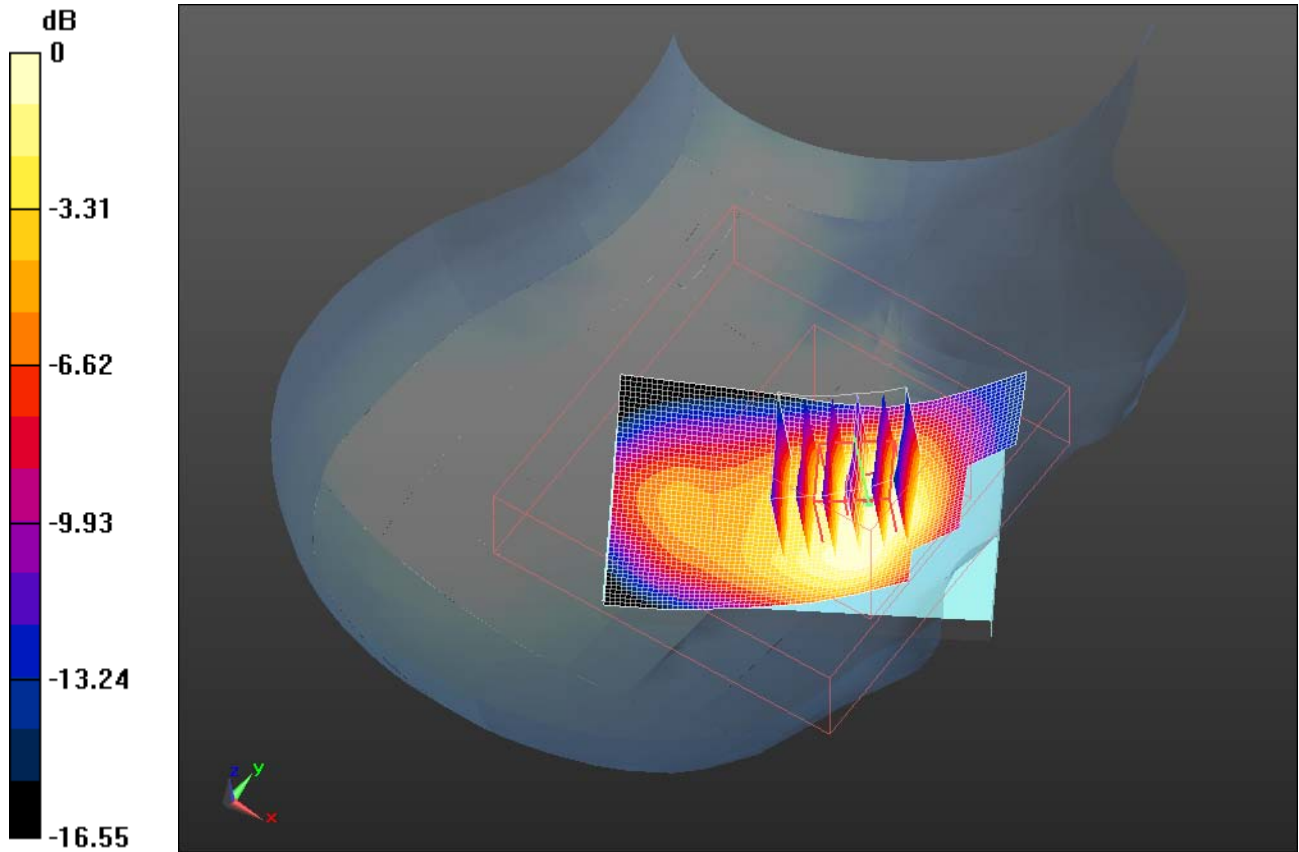
**Configuration/Touch position -/Zoom Scan (5x5x7) (6x6x7)/Cube 0:**

Measurement grid: dx=7.5mm, dy=7.5mm, dz=5mm  
Reference Value = 15.640 V/m; Power Drift = -0.03 dB  
Peak SAR (extrapolated) = 1.391 W/kg  
**SAR(1 g) = 0.944 mW/g; SAR(10 g) = 0.601 mW/g**


[Info: Interpolated medium parameters used for SAR evaluation.](#)

Maximum value of SAR (measured) = 1.102 mW/g

	Document <b>Appendix B for the BlackBerry® Smartphone Model REA71UW/REB71UW SAR Report</b>			Page <b>61(147)</b>
	Author Data <b>Andrew Becker</b>	Dates of Test <b>August 4 – September 29, 2011</b>	Test Report No <b>RTS-5316-1109-53A</b>	FCC ID: <b>L6AREA70UW</b> <b>L6AREB70UW</b>



0 dB = 1.100mW/g

	Document <b>Appendix B for the BlackBerry® Smartphone Model REA71UW/REB71UW SAR Report</b>			Page <b>62(147)</b>
	Author Data <b>Andrew Becker</b>	Dates of Test <b>August 4 – September 29, 2011</b>	Test Report No <b>RTS-5316-1109-53A</b>	FCC ID: <b>L6AREA70UW</b> <b>L6AREB70UW</b>

Date/Time: 9/6/2011 7:07:27 PM, Date/Time: 9/6/2011 7:12:37 PM

Test Laboratory: RIM Testing Services

## RightHandSide\_Tilt\_UMTS\_Band\_II\_mid\_chan\_amb\_temp\_23.4\_liq\_tem p\_23.4C

**DUT: BlackBerry Smartphone; Type: Sample ; Serial: 28302141**


Communication System: WCDMA FDD II; Communication System Band: UMTS FDD II; Frequency: 1880 MHz; Communication System PAR: 0 dB  
Medium parameters used:  $f = 1880$  MHz;  $\sigma = 1.424$  mho/m;  $\epsilon_r = 38.608$ ;  $\rho = 1000$  kg/m<sup>3</sup>  
Phantom section: Right Section  
Measurement Standard: DASYS (IEEE/IEC/ANSI C63.19-2007)

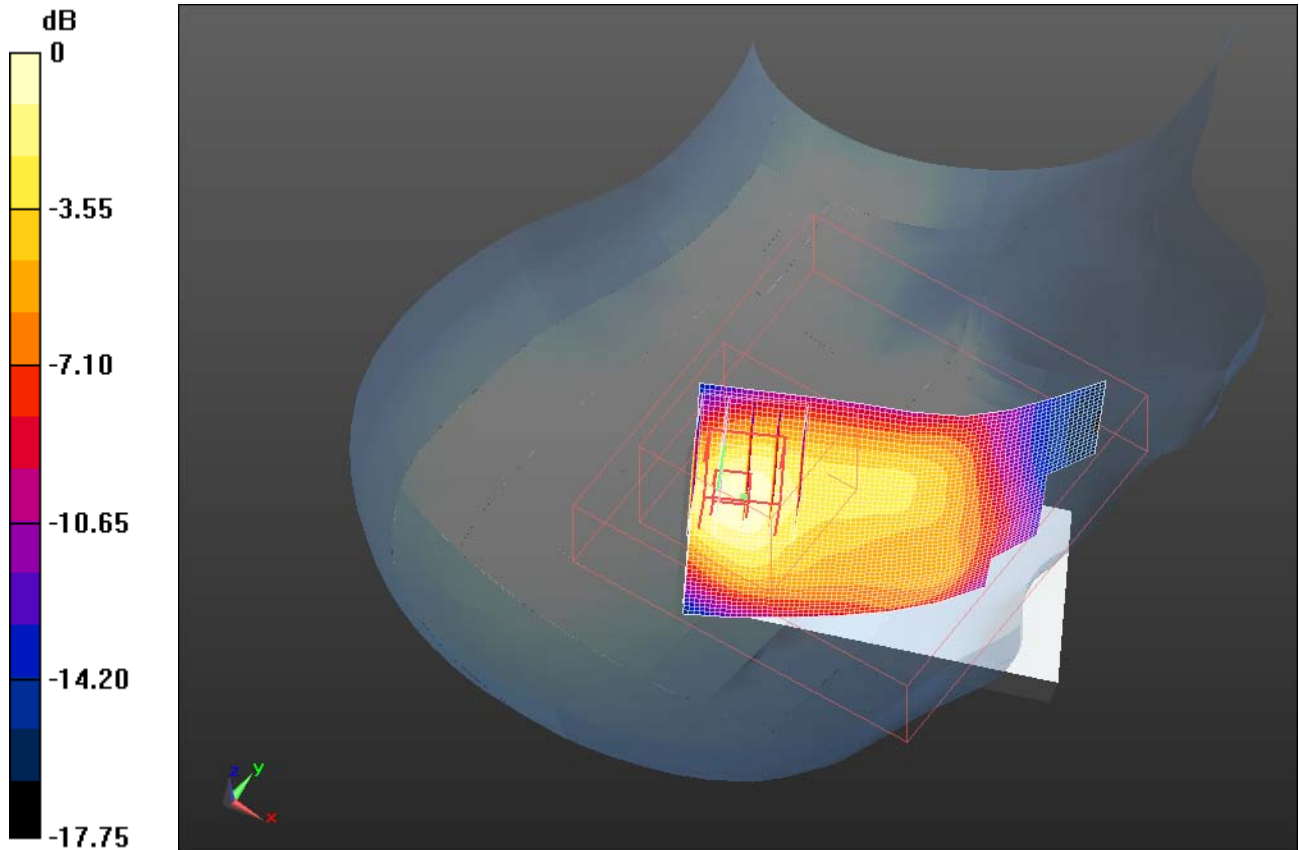
DASY5 Configuration:

- Probe: ES3DV3 - SN3225; ConvF(5.26, 5.26, 5.26); Calibrated: 1/13/2011
- Sensor-Surface: 3mm (Mechanical Surface Detection)
- Electronics: DAE3 Sn472; Calibrated: 3/7/2011
- Phantom: SAM 1; Type: SAM 4.0; Serial: 1076
- Measurement SW: DASYS2, Version 52.6 (2); SEMCAD X Version 14.4.4 (2829)

**Configuration/Touch position -/Area Scan (51x81x1):** Measurement grid:  
dx=15mm, dy=15mm  
Maximum value of SAR (interpolated) = 0.572 mW/g


**Configuration/Touch position -/Zoom Scan (5x5x7) (5x5x7)/Cube 0:**  
Measurement grid: dx=7.5mm, dy=7.5mm, dz=5mm  
Reference Value = 20.894 V/m; Power Drift = 0.04 dB  
Peak SAR (extrapolated) = 0.817 W/kg  
**SAR(1 g) = 0.493 mW/g; SAR(10 g) = 0.285 mW/g**  
Maximum value of SAR (measured) = 0.573 mW/g

	Document <b>Appendix B for the BlackBerry® Smartphone Model REA71UW/REB71UW SAR Report</b>			Page <b>63(147)</b>
	Author Data <b>Andrew Becker</b>	Dates of Test <b>August 4 – September 29, 2011</b>	Test Report No <b>RTS-5316-1109-53A</b>	FCC ID: <b>L6AREA70UW</b> <b>L6AREB70UW</b>



0 dB = 0.570mW/g



	Document <b>Appendix B for the BlackBerry® Smartphone Model REA71UW/REB71UW SAR Report</b>			Page <b>64(147)</b>
	Author Data <b>Andrew Becker</b>	Dates of Test <b>August 4 – September 29, 2011</b>	Test Report No <b>RTS-5316-1109-53A</b>	FCC ID: <b>L6AREA70UW</b> <b>L6AREB70UW</b>

Date/Time: 9/6/2011 5:36:04 PM, Date/Time: 9/6/2011 5:41:09 PM

Test Laboratory: RIM Testing Services

**LeftHandSide\_UMTS\_band\_II\_low\_chan\_amb\_temp\_23.5\_liq\_temp\_23.**

**5C**

**DUT: BlackBerry Smartphone; Type: Sample; Serial: 28302141**

Communication System: WCDMA FDD II; Communication System Band: UMTS FDD II; Frequency: 1852.4 MHz; Communication System PAR: 0 dB  
Medium parameters used (interpolated):  $f = 1852.4$  MHz;  $\sigma = 1.325$  mho/m;  $\epsilon_r = 38.325$ ;  $\rho = 1000$  kg/m<sup>3</sup>  
Phantom section: Left Section  
Measurement Standard: DASYS5 (IEEE/IEC/ANSI C63.19-2007)

DASY5 Configuration:

- Probe: ES3DV3 - SN3225; ConvF(5.26, 5.26, 5.26); Calibrated: 1/13/2011
- Sensor-Surface: 3mm (Mechanical Surface Detection)
- Electronics: DAE3 Sn472; Calibrated: 3/7/2011
- Phantom: SAM 1; Type: SAM 4.0; Serial: 1076
- Measurement SW: DASYS2, Version 52.6 (2); SEMCAD X Version 14.4.4 (2829)

**Configuration/Touch position -/Area Scan (51x81x1):** Measurement grid: dx=15mm, dy=15mm


[Info: Interpolated medium parameters used for SAR evaluation.](#)

Maximum value of SAR (interpolated) = 1.519 mW/g

**Configuration/Touch position -/Zoom Scan (5x5x7) (5x5x7)/Cube 0:**


Measurement grid: dx=7.5mm, dy=7.5mm, dz=5mm  
Reference Value = 13.234 V/m; Power Drift = -0.02 dB  
Peak SAR (extrapolated) = 2.211 W/kg  
**SAR(1 g) = 1.27 mW/g; SAR(10 g) = 0.726 mW/g**




	Document <b>Appendix B for the BlackBerry® Smartphone Model REA71UW/REB71UW SAR Report</b>			Page <b>65(147)</b>
	Author Data <b>Andrew Becker</b>	Dates of Test <b>August 4 – September 29, 2011</b>	Test Report No <b>RTS-5316-1109-53A</b>	FCC ID: <b>L6AREA70UW</b> <b>L6AREB70UW</b>

Info: Interpolated medium parameters used for SAR evaluation.

Maximum value of SAR (measured) = 1.564 mW/g



0 dB = 1.560mW/g

	Document <b>Appendix B for the BlackBerry® Smartphone Model REA71UW/REB71UW SAR Report</b>			Page <b>66(147)</b>
	Author Data <b>Andrew Becker</b>	Dates of Test <b>August 4 – September 29, 2011</b>	Test Report No <b>RTS-5316-1109-53A</b>	FCC ID: <b>L6AREA70UW</b> <b>L6AREB70UW</b>

Date/Time: 9/9/2011 9:13:54 PM

Test Laboratory: RIM Testing Services

**Volume\_Scan\_LeftHandSide\_UMTS\_band\_II\_low\_chan\_amb\_temp\_22.  
9\_liq\_temp\_22.8C**

**DUT: BlackBerry Smartphone; Type: Sample; Serial: 28302141**

Communication System: WCDMA FDD II; Frequency: 1852.4 MHz  
Medium parameters used (interpolated):  $f = 1852.4$  MHz;  $\sigma = 1.331$  mho/m;  $\epsilon_r = 38.682$ ;  
 $\rho = 1000$  kg/m<sup>3</sup>  
Phantom section: Left Section  
Measurement Standard: DASYS (IEEE/IEC/ANSI C63.19-2007)

DASY5 Configuration:

- Probe: ES3DV3 - SN3225; ConvF(5.26, 5.26, 5.26); Calibrated: 1/13/2011
- Sensor-Surface: 3mm (Mechanical Surface Detection)
- Electronics: DAE3 Sn472; Calibrated: 3/7/2011
- Phantom: SAM 1; Type: SAM 4.0; Serial: 1076
- Measurement SW: DASYS2, Version 52.6 (2); SEMCAD X Version 14.4.4 (2829)

**Configuration/Touch position - Volume Scan/Volume Scan**

**(13x15x7)/Cube 0:** Measurement grid: dx=7.5mm, dy=7.5mm, dz=5mm


Reference Value = 12.240 V/m; Power Drift = -0.08 dB

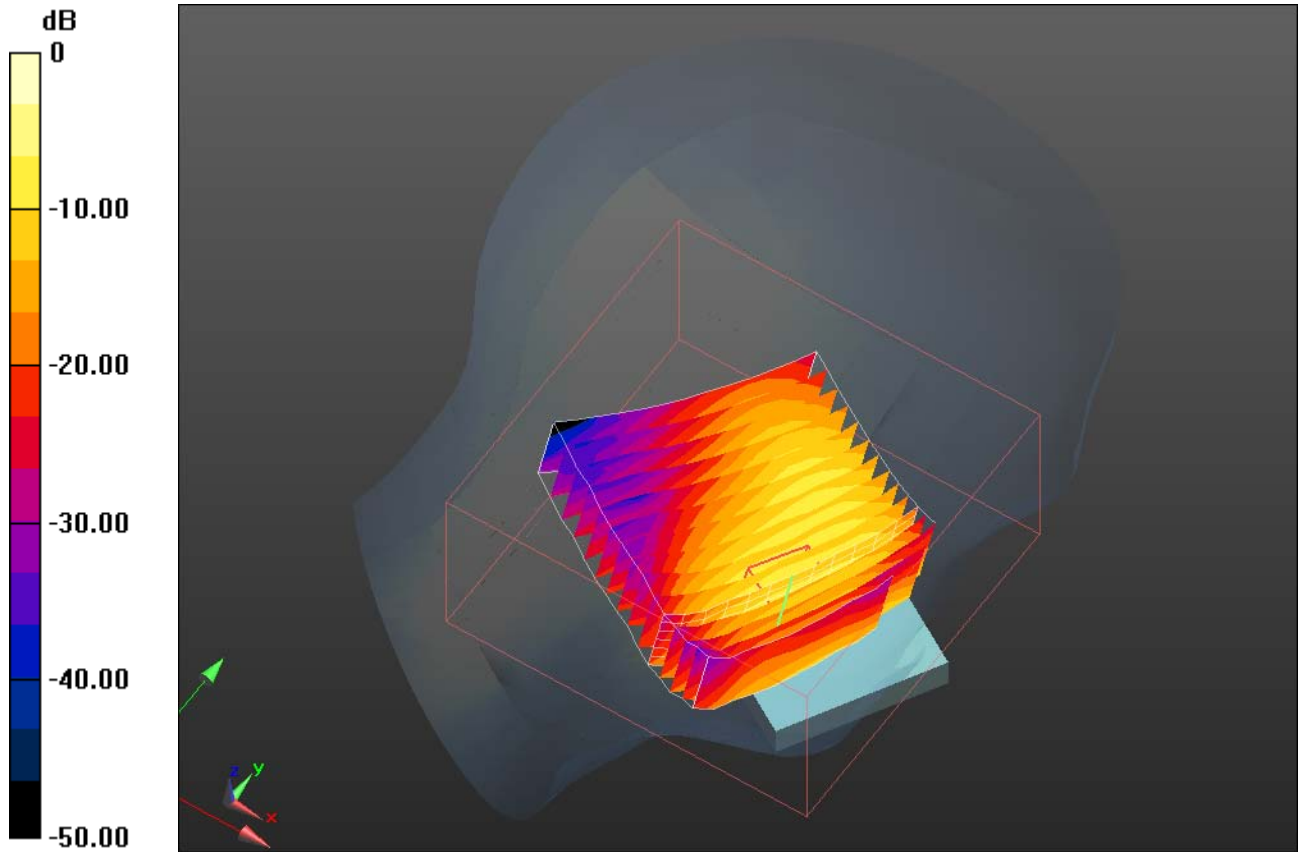
Peak SAR (extrapolated) = 2.052 W/kg

**SAR(1 g) = 1.23 mW/g; SAR(10 g) = 0.718 mW/g**


[Info: Interpolated medium parameters used for SAR evaluation.](#)

Maximum value of SAR (measured) = 1.491 mW/g

	Document <b>Appendix B for the BlackBerry® Smartphone Model REA71UW/REB71UW SAR Report</b>			Page <b>67(147)</b>
	Author Data <b>Andrew Becker</b>	Dates of Test <b>August 4 – September 29, 2011</b>	Test Report No <b>RTS-5316-1109-53A</b>	FCC ID: <b>L6AREA70UW</b> <b>L6AREB70UW</b>



0 dB = 1.490mW/g

	Document <b>Appendix B for the BlackBerry® Smartphone Model REA71UW/REB71UW SAR Report</b>			Page <b>68(147)</b>
	Author Data <b>Andrew Becker</b>	Dates of Test <b>August 4 – September 29, 2011</b>	Test Report No <b>RTS-5316-1109-53A</b>	FCC ID: <b>L6AREA70UW</b> <b>L6AREB70UW</b>

Date/Time: 9/6/2011 5:16:58 PM, Date/Time: 9/6/2011 5:22:03 PM

Test Laboratory: RIM Testing Services

**LeftHandSide\_UMTS\_band\_II\_mid\_chan\_amb\_temp\_23.5\_liq\_temp\_23.**

**5C**

**DUT: BlackBerry Smartphone; Type: Sample; Serial: 28302141**

Communication System: WCDMA FDD II; Communication System Band: UMTS FDD II; Frequency: 1880 MHz; Communication System PAR: 0 dB  
Medium parameters used:  $f = 1880$  MHz;  $\sigma = 1.352$  mho/m;  $\epsilon_r = 38.222$ ;  $\rho = 1000$  kg/m<sup>3</sup>  
Phantom section: Left Section  
Measurement Standard: DASYS5 (IEEE/IEC/ANSI C63.19-2007)

DASY5 Configuration:

- Probe: ES3DV3 - SN3225; ConvF(5.26, 5.26, 5.26); Calibrated: 1/13/2011
- Sensor-Surface: 3mm (Mechanical Surface Detection)
- Electronics: DAE3 Sn472; Calibrated: 3/7/2011
- Phantom: SAM 1; Type: SAM 4.0; Serial: 1076
- Measurement SW: DASY52, Version 52.6 (2); SEMCAD X Version 14.4.4 (2829)

**Configuration/Touch position -/Area Scan (51x81x1):** Measurement grid:

dx=15mm, dy=15mm

Maximum value of SAR (interpolated) = 1.403 mW/g

**Configuration/Touch position -/Zoom Scan (5x5x7) (5x5x7)/Cube 0:**


Measurement grid: dx=7.5mm, dy=7.5mm, dz=5mm

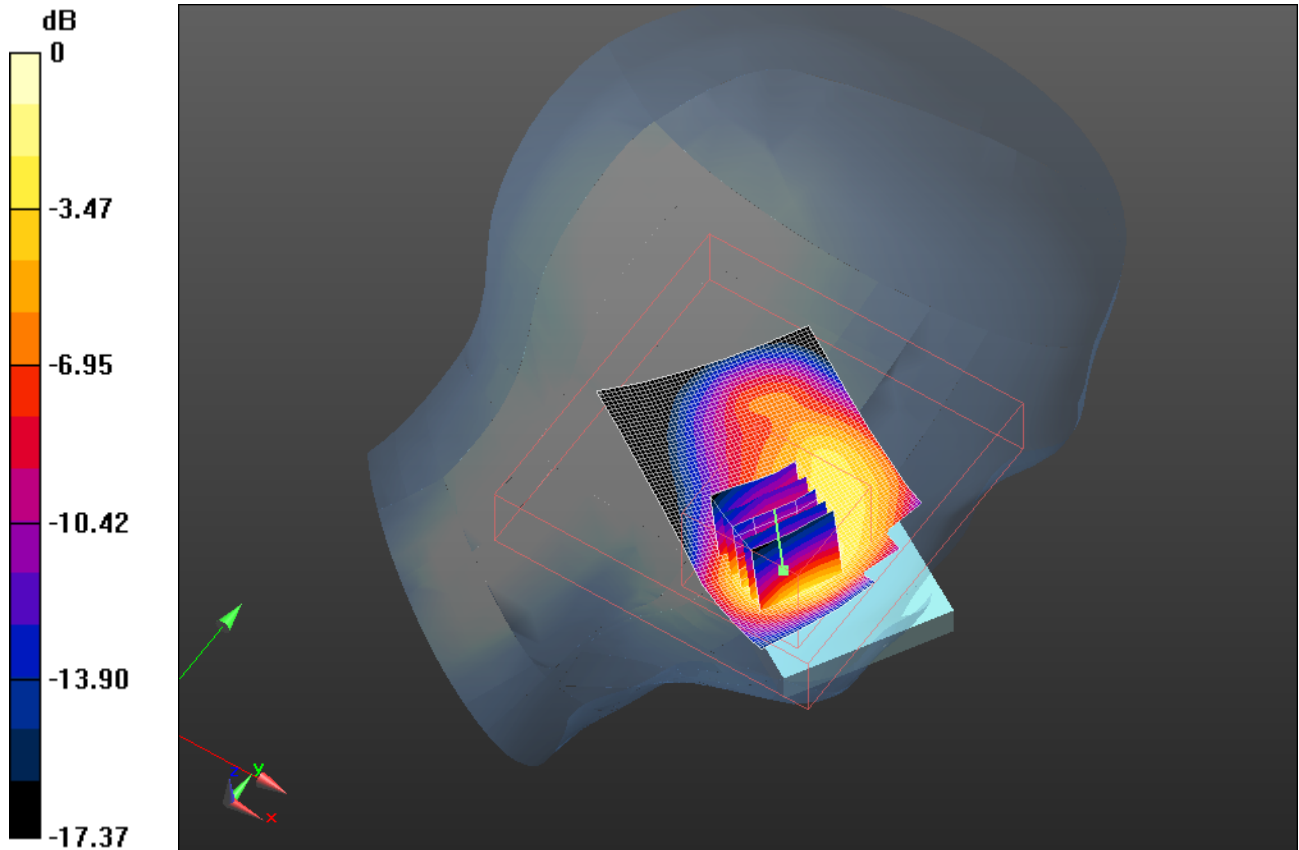
Reference Value = 12.967 V/m; Power Drift = -0.18 dB

Peak SAR (extrapolated) = 2.014 W/kg


**SAR(1 g) = 1.16 mW/g; SAR(10 g) = 0.659 mW/g**

Maximum value of SAR (measured) = 1.434 mW/g

	Document <b>Appendix B for the BlackBerry® Smartphone Model REA71UW/REB71UW SAR Report</b>			Page <b>69(147)</b>
	Author Data <b>Andrew Becker</b>	Dates of Test <b>August 4 – September 29, 2011</b>	Test Report No <b>RTS-5316-1109-53A</b>	FCC ID: <b>L6AREA70UW</b> <b>L6AREB70UW</b>



0 dB = 1.430mW/g

	Document <b>Appendix B for the BlackBerry® Smartphone Model REA71UW/REB71UW</b> <b>SAR Report</b>			Page <b>70(147)</b>
	Author Data <b>Andrew Becker</b>	Dates of Test <b>August 4 – September 29, 2011</b>	Test Report No <b>RTS-5316-1109-53A</b>	FCC ID: <b>L6AREA70UW</b> <b>L6AREB70UW</b>

Date/Time: 9/6/2011 5:55:09 PM

Test Laboratory: RIM Testing Services

**LeftHandSide\_UMTS\_band\_II\_high\_chan\_amb\_temp\_23.5\_liq\_temp\_23.5C**

**DUT: BlackBerry Smartphone; Type: Sample; Serial: 28302141**

Communication System: WCDMA FDD II; Communication System Band: UMTS FDD II; Frequency: 1907.6 MHz; Communication System PAR: 0 dB  
Medium parameters used (interpolated):  $f = 1907.6$  MHz;  $\sigma = 1.381$  mho/m;  $\epsilon_r = 38.135$ ;  $\rho = 1000$  kg/m<sup>3</sup>  
Phantom section: Left Section  
Measurement Standard: DASYS (IEEE/IEC/ANSI C63.19-2007)

DASY5 Configuration:


- Probe: ES3DV3 - SN3225; ConvF(5.26, 5.26, 5.26); Calibrated: 1/13/2011
- Sensor-Surface: 3mm (Mechanical Surface Detection)
- Electronics: DAE3 Sn472; Calibrated: 3/7/2011
- Phantom: SAM 1; Type: SAM 4.0; Serial: 1076
- Measurement SW: DASYS2, Version 52.6 (2); SEMCAD X Version 14.4.4 (2829)

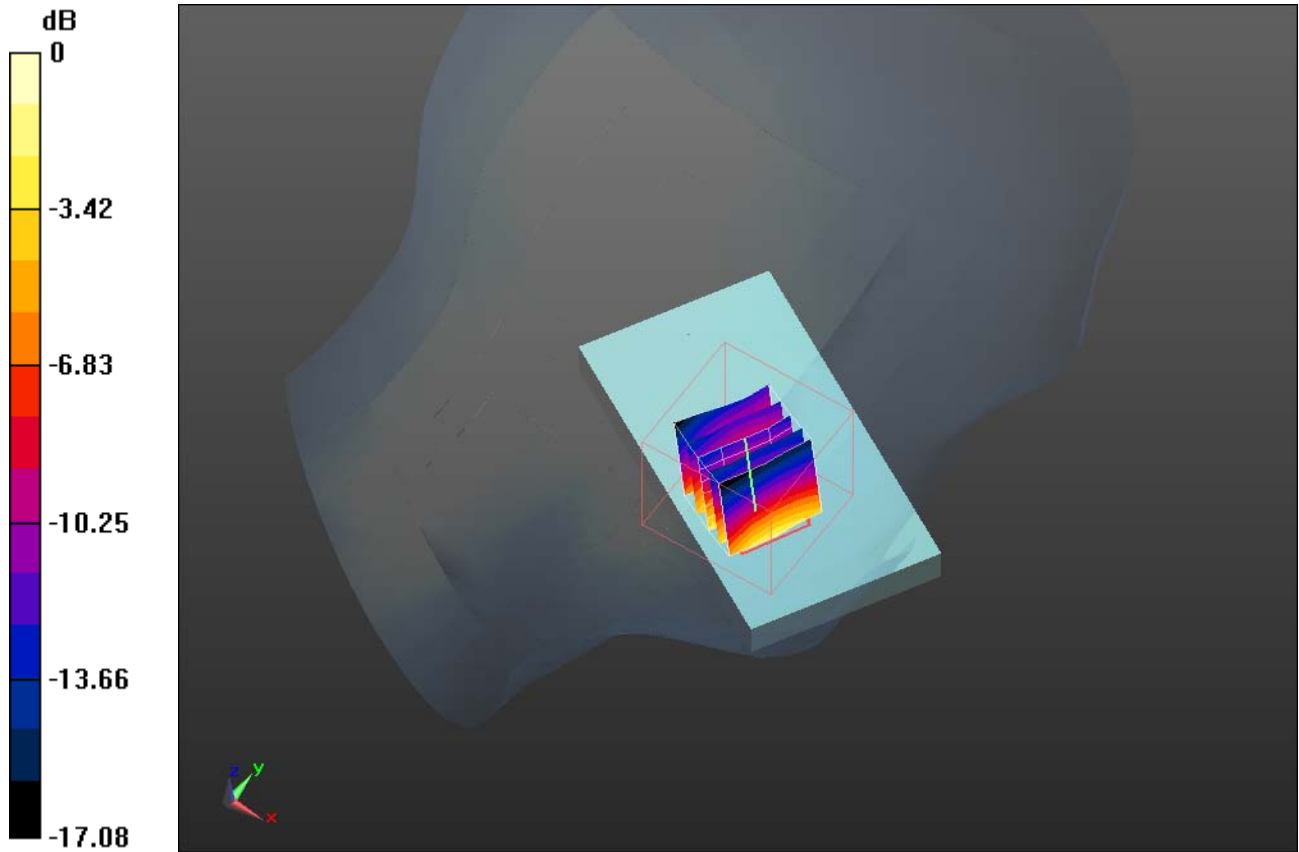
**Configuration/Touch position -/Zoom Scan (5x5x7) (5x5x7)/Cube 0:**

Measurement grid:  $dx=7.5$ mm,  $dy=7.5$ mm,  $dz=5$ mm  
Reference Value = 13.241 V/m; Power Drift = -0.02 dB  
Peak SAR (extrapolated) = 2.121 W/kg  
**SAR(1 g) = 1.22 mW/g; SAR(10 g) = 0.696 mW/g**


[Info: Interpolated medium parameters used for SAR evaluation.](#)

Maximum value of SAR (measured) = 1.483 mW/g

	Document <b>Appendix B for the BlackBerry® Smartphone Model REA71UW/REB71UW SAR Report</b>			Page <b>71(147)</b>
	Author Data <b>Andrew Becker</b>	Dates of Test <b>August 4 – September 29, 2011</b>	Test Report No <b>RTS-5316-1109-53A</b>	FCC ID: <b>L6AREA70UW</b> <b>L6AREB70UW</b>



0 dB = 1.480mW/g

	Document <b>Appendix B for the BlackBerry® Smartphone Model REA71UW/REB71UW SAR Report</b>			Page <b>72(147)</b>
	Author Data <b>Andrew Becker</b>	Dates of Test <b>August 4 – September 29, 2011</b>	Test Report No <b>RTS-5316-1109-53A</b>	FCC ID: <b>L6AREA70UW</b> <b>L6AREB70UW</b>

Date/Time: 9/6/2011 6:43:36 PM, Date/Time: 9/6/2011 6:48:41 PM

Test Laboratory: RIM Testing Services

## LeftHandSide\_Tilt\_UMTS\_band\_II\_mid\_chan\_amb\_temp\_23.4\_liq\_temp \_23.4C

**DUT: BlackBerry Smartphone; Type: Sample; Serial: 28302141**

Communication System: WCDMA FDD II; Communication System Band: UMTS FDD II; Frequency: 1880 MHz; Communication System PAR: 0 dB  
Medium parameters used:  $f = 1880$  MHz;  $\sigma = 1.352$  mho/m;  $\epsilon_r = 38.222$ ;  $\rho = 1000$  kg/m<sup>3</sup>  
Phantom section: Left Section  
Measurement Standard: DASYS (IEEE/IEC/ANSI C63.19-2007)


DASY5 Configuration:

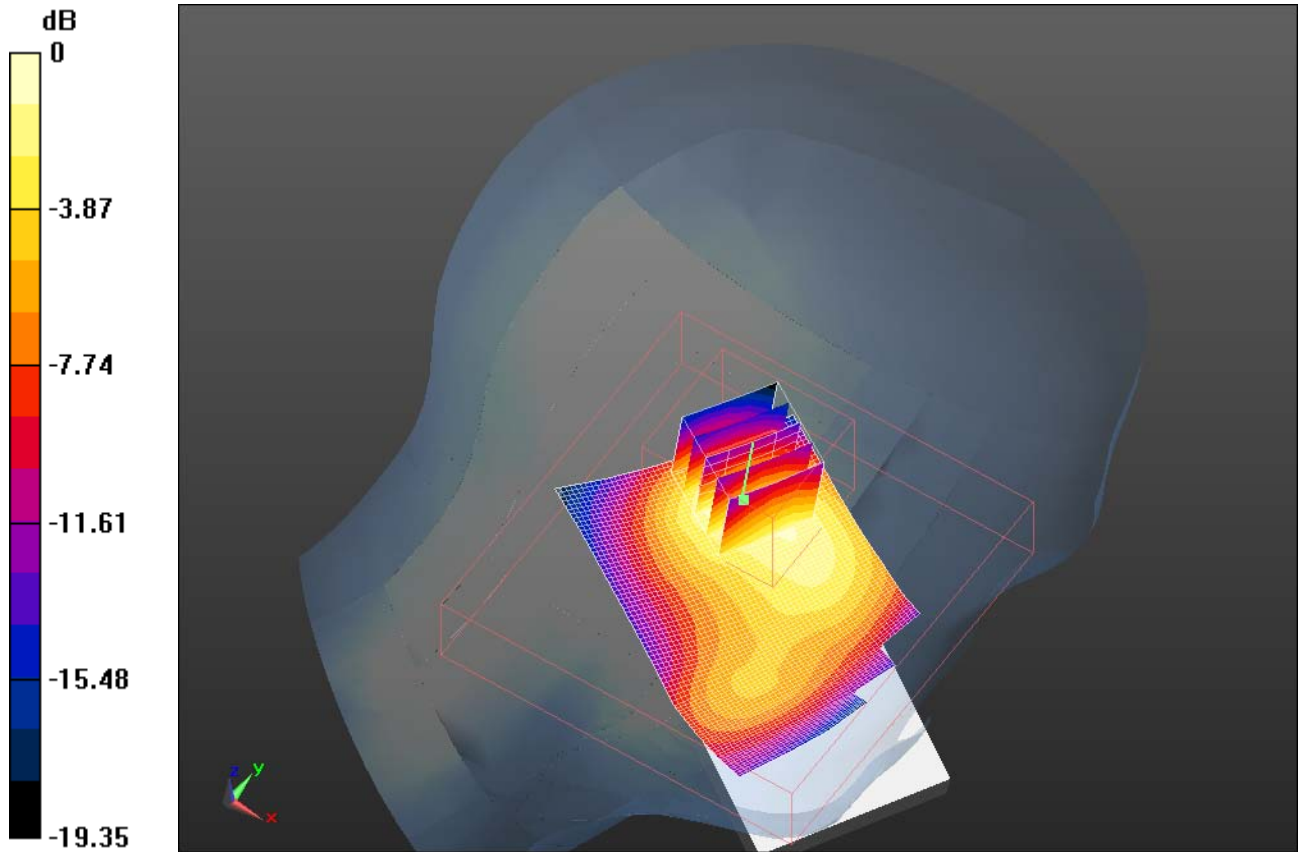
- Probe: ES3DV3 - SN3225; ConvF(5.26, 5.26, 5.26); Calibrated: 1/13/2011
- Sensor-Surface: 3mm (Mechanical Surface Detection)
- Electronics: DAE3 Sn472; Calibrated: 3/7/2011
- Phantom: SAM 1; Type: SAM 4.0; Serial: 1076
- Measurement SW: DASYS2, Version 52.6 (2); SEMCAD X Version 14.4.4 (2829)

**Configuration/Touch position -/Area Scan (51x81x1):** Measurement grid:  
dx=15mm, dy=15mm  
Maximum value of SAR (interpolated) = 0.677 mW/g


**Configuration/Touch position -/Zoom Scan (5x5x7) (5x5x7)/Cube 0:**  
Measurement grid: dx=7.5mm, dy=7.5mm, dz=5mm  
Reference Value = 19.730 V/m; Power Drift = -0.08 dB  
Peak SAR (extrapolated) = 0.847 W/kg  
**SAR(1 g) = 0.503 mW/g; SAR(10 g) = 0.296 mW/g**  
Maximum value of SAR (measured) = 0.607 mW/g



	Document <b>Appendix B for the BlackBerry® Smartphone Model REA71UW/REB71UW SAR Report</b>			Page <b>73(147)</b>
	Author Data <b>Andrew Becker</b>	Dates of Test <b>August 4 – September 29, 2011</b>	Test Report No <b>RTS-5316-1109-53A</b>	FCC ID: <b>L6AREA70UW</b> <b>L6AREB70UW</b>



0 dB = 0.610mW/g

	Document <b>Appendix B for the BlackBerry® Smartphone Model REA71UW/REB71UW SAR Report</b>			Page <b>74(147)</b>
	Author Data <b>Andrew Becker</b>	Dates of Test <b>August 4 – September 29, 2011</b>	Test Report No <b>RTS-5316-1109-53A</b>	FCC ID: <b>L6AREA70UW</b> <b>L6AREB70UW</b>

Date/Time: 8/22/2011 5:03:31 PM, Date/Time: 8/22/2011 5:08:40 PM

Test Laboratory: RIM Testing Services

**RightHandSide\_802.11b\_low\_chan\_amb\_temp\_23.2\_liq\_temp\_22.7C**

**DUT: BlackBerry Smartphone; Type: Sample ; Serial: 27EB7923**

Communication System: 802.11 b (2450); Communication System Band: 802.11 b;  
Frequency: 2412 MHz; Communication System PAR: 0 dB  
Medium parameters used (interpolated):  $f = 2412$  MHz;  $\sigma = 1.834$  mho/m;  $\epsilon_r = 37.685$ ;  $\rho = 1000$  kg/m<sup>3</sup>  
Phantom section: Right Section  
Measurement Standard: DASYS (IEEE/IEC/ANSI C63.19-2007)

DASY5 Configuration:

- Probe: ES3DV3 - SN3225; ConvF(4.6, 4.6, 4.6); Calibrated: 1/13/2011
- Sensor-Surface: 3mm (Mechanical Surface Detection)
- Electronics: DAE3 Sn472; Calibrated: 3/7/2011
- Phantom: SAM 1; Type: SAM 4.0; Serial: 1076
- Measurement SW: DASYS2, Version 52.6 (2); SEMCAD X Version 14.4.4 (2829)

**Configuration/Touch position -/Area Scan (51x81x1):** Measurement grid:  
dx=15mm, dy=15mm

[Info: Interpolated medium parameters used for SAR evaluation.](#)


Maximum value of SAR (interpolated) = 0.527 mW/g

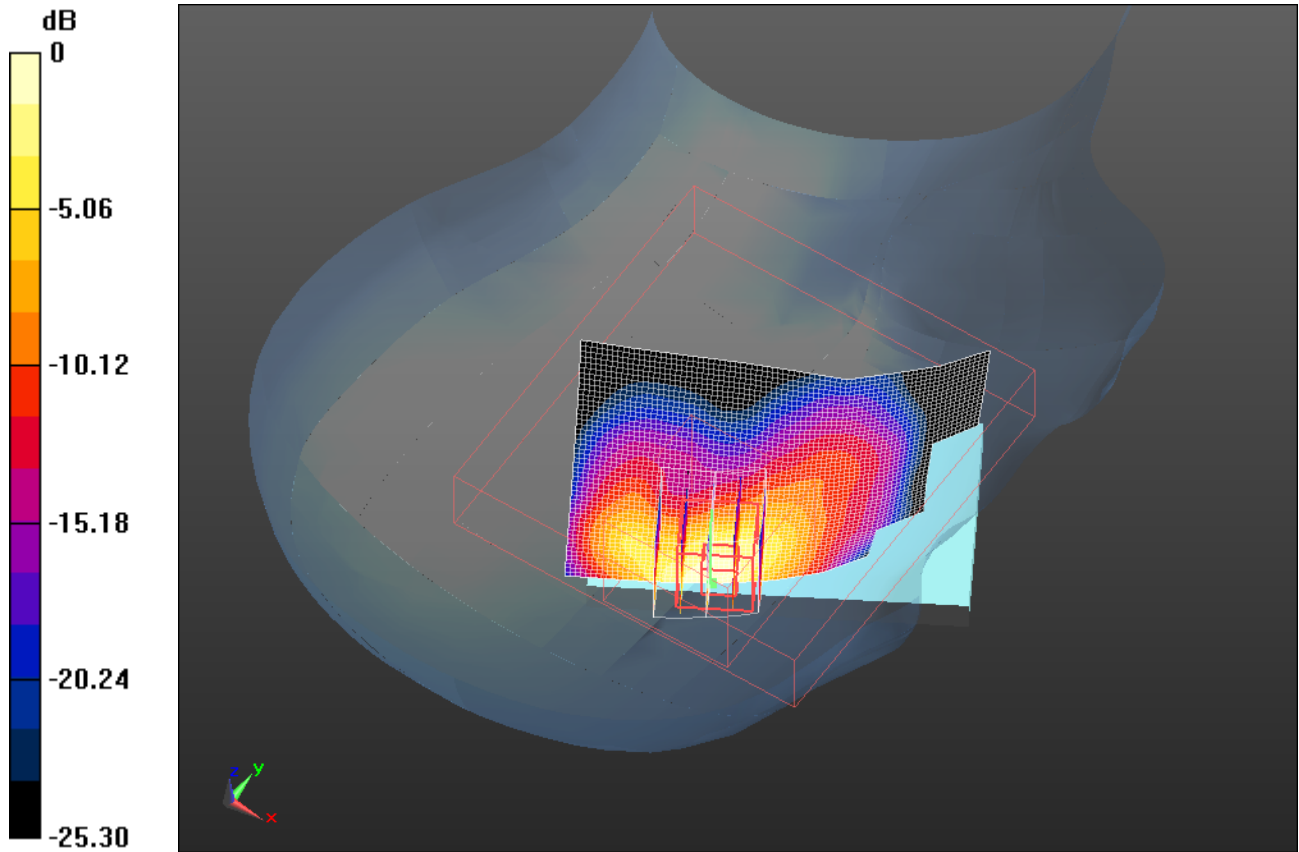
**Configuration/Touch position -/Zoom Scan (5x5x7) (5x5x7)/Cube 0:**

Measurement grid: dx=7.5mm, dy=7.5mm, dz=5mm  
Reference Value = 4.619 V/m; Power Drift = 0.13 dB  
Peak SAR (extrapolated) = 0.896 W/kg  
**SAR(1 g) = 0.393 mW/g; SAR(10 g) = 0.172 mW/g**


[Info: Interpolated medium parameters used for SAR evaluation.](#)

Maximum value of SAR (measured) = 0.516 mW/g

	Document <b>Appendix B for the BlackBerry® Smartphone Model REA71UW/REB71UW SAR Report</b>			Page <b>75(147)</b>
	Author Data <b>Andrew Becker</b>	Dates of Test <b>August 4 – September 29, 2011</b>	Test Report No <b>RTS-5316-1109-53A</b>	FCC ID: <b>L6AREA70UW</b> <b>L6AREB70UW</b>



0 dB = 0.520mW/g

	Document <b>Appendix B for the BlackBerry® Smartphone Model REA71UW/REB71UW SAR Report</b>			Page <b>76(147)</b>
	Author Data <b>Andrew Becker</b>	Dates of Test <b>August 4 – September 29, 2011</b>	Test Report No <b>RTS-5316-1109-53A</b>	FCC ID: <b>L6AREA70UW</b> <b>L6AREB70UW</b>

Date/Time: 8/22/2011 5:24:47 PM, Date/Time: 8/22/2011 5:29:54 PM

Test Laboratory: RIM Testing Services

## RightHandSide\_802.11b\_mid\_chan\_amb\_temp\_23.0\_liq\_temp\_22.5C

**DUT: BlackBerry Smartphone; Type: Sample ; Serial: 27EB7923**

Communication System: 802.11 b (2450); Communication System Band: 802.11 b;  
Frequency: 2437 MHz; Communication System PAR: 0 dB  
Medium parameters used (interpolated):  $f = 2437$  MHz;  $\sigma = 1.865$  mho/m;  $\epsilon_r = 37.576$ ;  $\rho = 1000$  kg/m<sup>3</sup>  
Phantom section: Right Section  
Measurement Standard: DASYS (IEEE/IEC/ANSI C63.19-2007)

DASY5 Configuration:

- Probe: ES3DV3 - SN3225; ConvF(4.6, 4.6, 4.6); Calibrated: 1/13/2011
- Sensor-Surface: 3mm (Mechanical Surface Detection)
- Electronics: DAE3 Sn472; Calibrated: 3/7/2011
- Phantom: SAM 1; Type: SAM 4.0; Serial: 1076
- Measurement SW: DASYS2, Version 52.6 (2); SEMCAD X Version 14.4.4 (2829)

**Configuration/Touch position -/Area Scan (51x81x1):** Measurement grid:  
dx=15mm, dy=15mm

[Info: Interpolated medium parameters used for SAR evaluation.](#)


Maximum value of SAR (interpolated) = 0.723 mW/g

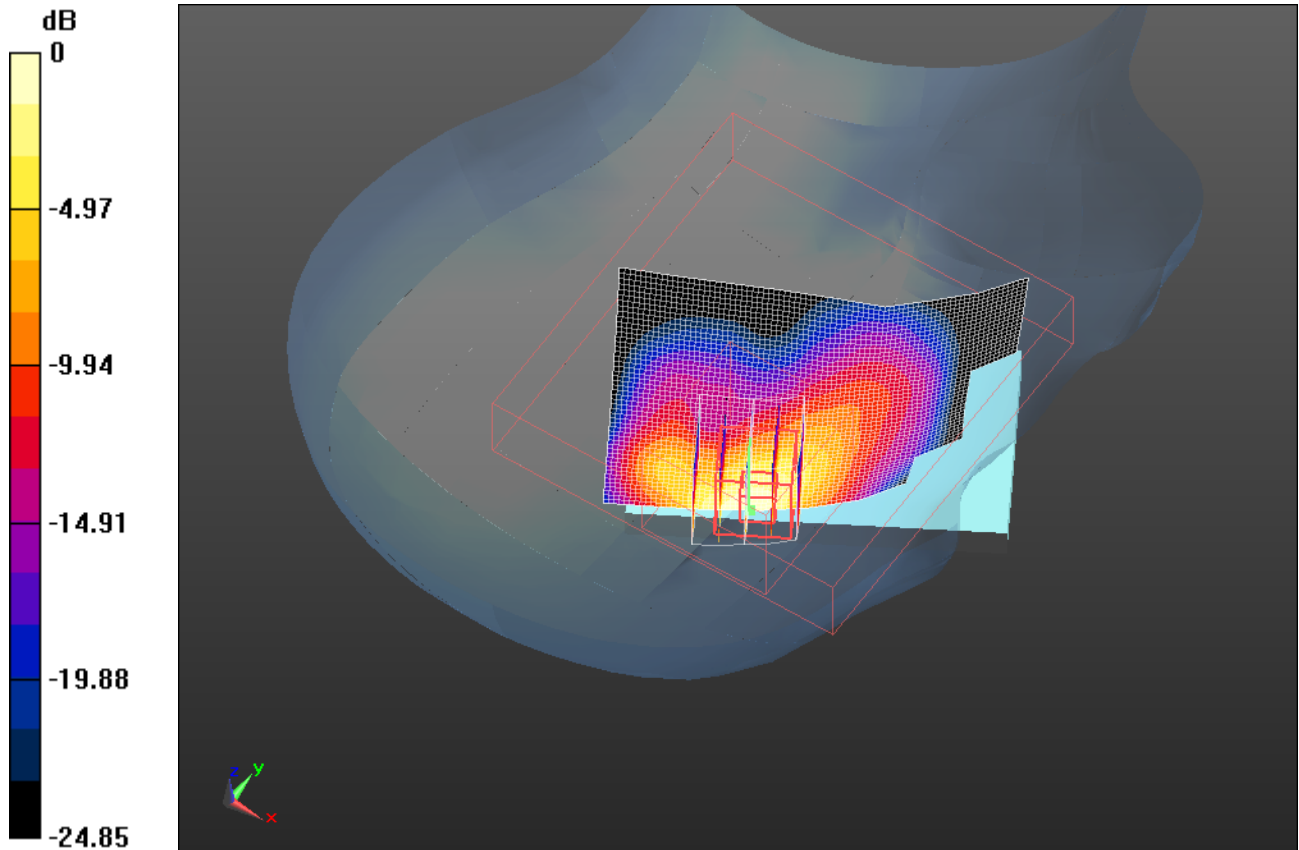
**Configuration/Touch position -/Zoom Scan (5x5x7) (5x5x7)/Cube 0:**

Measurement grid: dx=7.5mm, dy=7.5mm, dz=5mm  
Reference Value = 5.074 V/m; Power Drift = 0.12 dB  
Peak SAR (extrapolated) = 1.221 W/kg  
**SAR(1 g) = 0.538 mW/g; SAR(10 g) = 0.238 mW/g**


[Info: Interpolated medium parameters used for SAR evaluation.](#)

Maximum value of SAR (measured) = 0.701 mW/g

	Document <b>Appendix B for the BlackBerry® Smartphone Model REA71UW/REB71UW SAR Report</b>			Page <b>77(147)</b>
	Author Data <b>Andrew Becker</b>	Dates of Test <b>August 4 – September 29, 2011</b>	Test Report No <b>RTS-5316-1109-53A</b>	FCC ID: <b>L6AREA70UW</b> <b>L6AREB70UW</b>



0 dB = 0.700mW/g

	Document <b>Appendix B for the BlackBerry® Smartphone Model REA71UW/REB71UW SAR Report</b>			Page <b>78(147)</b>
	Author Data <b>Andrew Becker</b>	Dates of Test <b>August 4 – September 29, 2011</b>	Test Report No <b>RTS-5316-1109-53A</b>	FCC ID: <b>L6AREA70UW</b> <b>L6AREB70UW</b>

Date/Time: 8/22/2011 5:48:57 PM, Date/Time: 8/22/2011 5:54:08 PM

Test Laboratory: RIM Testing Services

## RightHandSide\_802.11b\_high\_chan\_amb\_temp\_23.0\_liq\_temp\_22.5C

**DUT: BlackBerry Smartphone; Type: Sample ; Serial: 27EB7923**

Communication System: 802.11 b (2450); Communication System Band: 802.11 b;  
Frequency: 2462 MHz; Communication System PAR: 0 dB  
Medium parameters used (interpolated):  $f = 2462$  MHz;  $\sigma = 1.893$  mho/m;  $\epsilon_r = 37.466$ ;  $\rho = 1000$  kg/m<sup>3</sup>  
Phantom section: Right Section  
Measurement Standard: DASYS (IEEE/IEC/ANSI C63.19-2007)

DASY5 Configuration:

- Probe: ES3DV3 - SN3225; ConvF(4.6, 4.6, 4.6); Calibrated: 1/13/2011
- Sensor-Surface: 3mm (Mechanical Surface Detection)
- Electronics: DAE3 Sn472; Calibrated: 3/7/2011
- Phantom: SAM 1; Type: SAM 4.0; Serial: 1076
- Measurement SW: DASYS2, Version 52.6 (2); SEMCAD X Version 14.4.4 (2829)

**Configuration/Touch position -/Area Scan (51x81x1):** Measurement grid:  
dx=15mm, dy=15mm

[Info: Interpolated medium parameters used for SAR evaluation.](#)


Maximum value of SAR (interpolated) = 0.755 mW/g

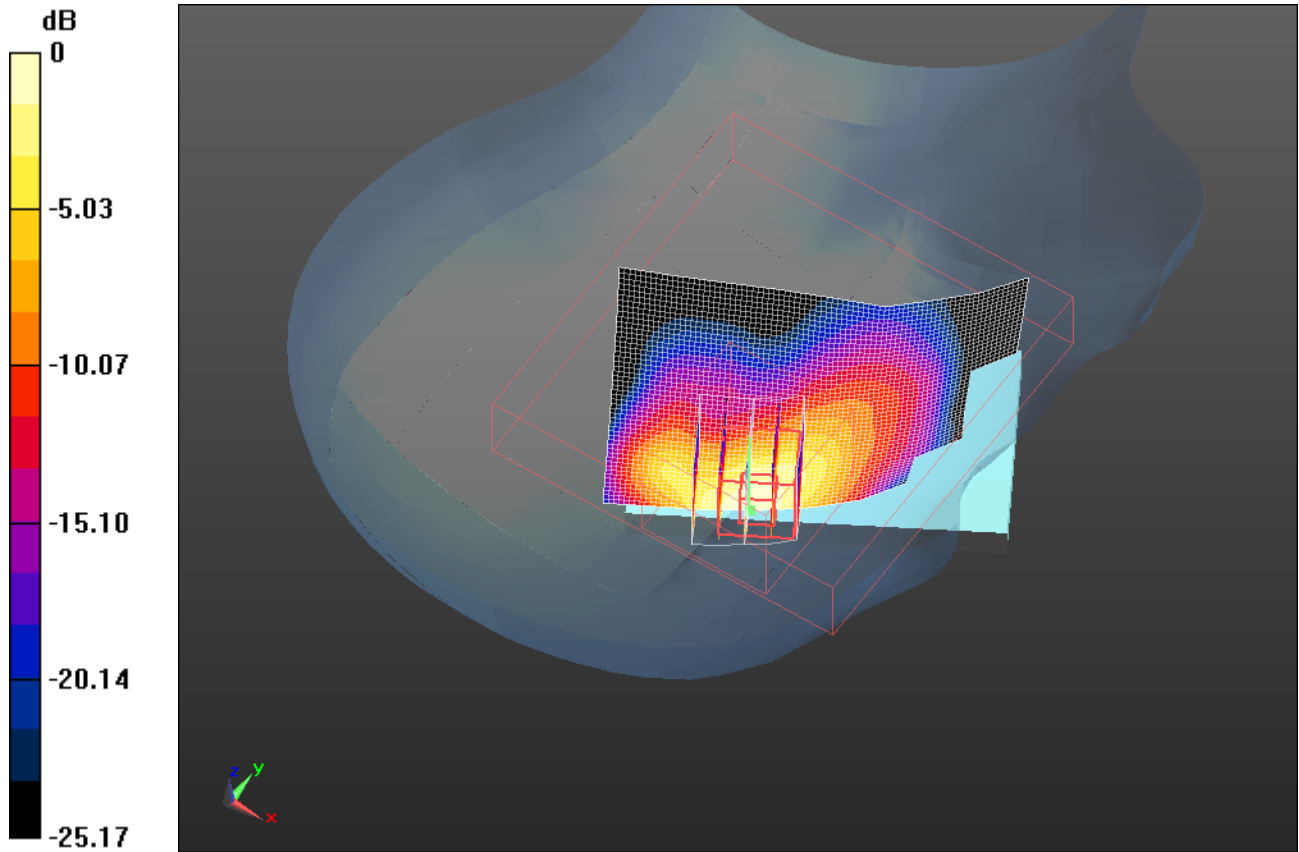
**Configuration/Touch position -/Zoom Scan (5x5x7) (5x5x7)/Cube 0:**

Measurement grid: dx=7.5mm, dy=7.5mm, dz=5mm  
Reference Value = 4.658 V/m; Power Drift = -0.11 dB  
Peak SAR (extrapolated) = 1.301 W/kg  
**SAR(1 g) = 0.568 mW/g; SAR(10 g) = 0.252 mW/g**

[Info: Interpolated medium parameters used for SAR evaluation.](#)


Maximum value of SAR (measured) = 0.748 mW/g

	Document <b>Appendix B for the BlackBerry® Smartphone Model REA71UW/REB71UW SAR Report</b>			Page <b>79(147)</b>
	Author Data <b>Andrew Becker</b>	Dates of Test <b>August 4 – September 29, 2011</b>	Test Report No <b>RTS-5316-1109-53A</b>	FCC ID: <b>L6AREA70UW</b> <b>L6AREB70UW</b>



0 dB = 0.750mW/g



	Document <b>Appendix B for the BlackBerry® Smartphone Model REA71UW/REB71UW SAR Report</b>			Page <b>80(147)</b>
	Author Data <b>Andrew Becker</b>	Dates of Test <b>August 4 – September 29, 2011</b>	Test Report No <b>RTS-5316-1109-53A</b>	FCC ID: <b>L6AREA70UW</b> <b>L6AREB70UW</b>

Date/Time: 9/7/2011 8:48:37 PM

Test Laboratory: RIM Testing Services

**Volume\_Scan\_RightHandSide\_802.11b\_high\_chan\_amb\_temp\_23.8\_liq  
\_temp\_23.5C**

**DUT: BlackBerry Smartphone; Type: Sample ; Serial: 27EB7923**

Communication System: 802.11 b (2450); Frequency: 2462 MHz  
Medium parameters used (interpolated):  $f = 2462$  MHz;  $\sigma = 1.894$  mho/m;  $\epsilon_r = 37.988$ ;  $\rho = 1000$  kg/m<sup>3</sup>  
Phantom section: Right Section  
Measurement Standard: DASYS (IEEE/IEC/ANSI C63.19-2007)

DASY5 Configuration:

- Probe: ES3DV3 - SN3225; ConvF(4.6, 4.6, 4.6); Calibrated: 1/13/2011
- Sensor-Surface: 3mm (Mechanical Surface Detection)
- Electronics: DAE3 Sn472; Calibrated: 3/7/2011
- Phantom: SAM 1; Type: SAM 4.0; Serial: 1076
- Measurement SW: DASYS2, Version 52.6 (2); SEMCAD X Version 14.4.4 (2829)

**Configuration/Touch position - Volume Scan/Volume Scan**

**(13x15x7)/Cube 0:** Measurement grid: dx=7.5mm, dy=7.5mm, dz=5mm


Reference Value = 3.847 V/m; Power Drift = 0.97 dB

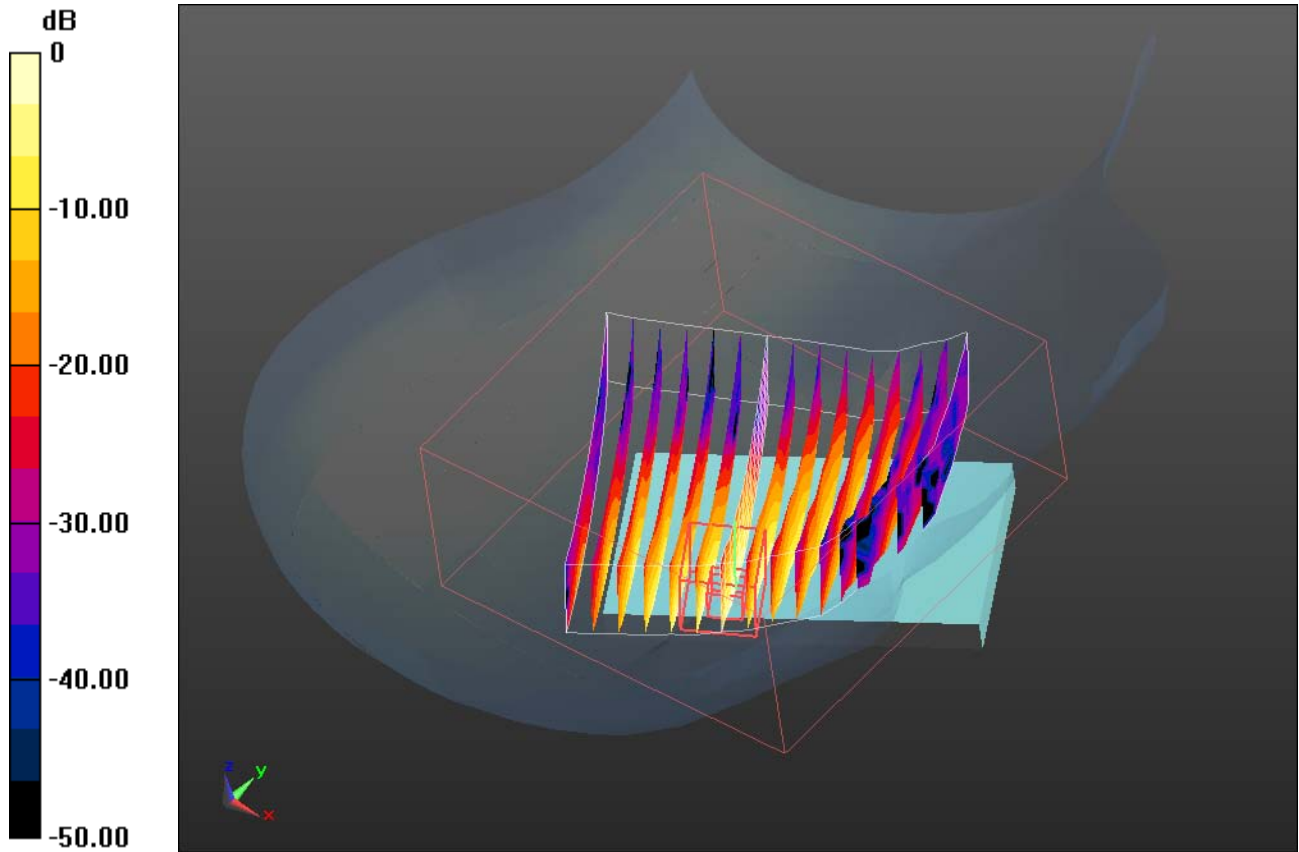
Peak SAR (extrapolated) = 1.247 W/kg

**SAR(1 g) = 0.551 mW/g; SAR(10 g) = 0.245 mW/g**


[Info: Interpolated medium parameters used for SAR evaluation.](#)

Maximum value of SAR (measured) = 0.717 mW/g

	Document <b>Appendix B for the BlackBerry® Smartphone Model REA71UW/REB71UW SAR Report</b>			Page <b>81(147)</b>
	Author Data <b>Andrew Becker</b>	Dates of Test <b>August 4 – September 29, 2011</b>	Test Report No <b>RTS-5316-1109-53A</b>	FCC ID: <b>L6AREA70UW</b> <b>L6AREB70UW</b>



0 dB = 0.720mW/g

	Document <b>Appendix B for the BlackBerry® Smartphone Model REA71UW/REB71UW SAR Report</b>			Page <b>82(147)</b>
	Author Data <b>Andrew Becker</b>	Dates of Test <b>August 4 – September 29, 2011</b>	Test Report No <b>RTS-5316-1109-53A</b>	FCC ID: <b>L6AREA70UW</b> <b>L6AREB70UW</b>

Date/Time: 8/22/2011 6:36:41 PM, Date/Time: 8/22/2011 6:41:52 PM

Test Laboratory: RIM Testing Services

**RightHandSide\_Tilt\_802.11b\_mid\_chan\_amb\_temp\_23.3\_liq\_temp\_22.8**

**C**

**DUT: BlackBerry Smartphone; Type: Sample ; Serial: 27EB7923**

Communication System: 802.11 b (2450); Communication System Band: 802.11 b;  
Frequency: 2437 MHz; Communication System PAR: 0 dB  
Medium parameters used (interpolated):  $f = 2437$  MHz;  $\sigma = 1.865$  mho/m;  $\epsilon_r = 37.576$ ;  $\rho = 1000$  kg/m<sup>3</sup>  
Phantom section: Right Section  
Measurement Standard: DASYS5 (IEEE/IEC/ANSI C63.19-2007)

DASY5 Configuration:

- Probe: ES3DV3 - SN3225; ConvF(4.6, 4.6, 4.6); Calibrated: 1/13/2011
- Sensor-Surface: 3mm (Mechanical Surface Detection)
- Electronics: DAE3 Sn472; Calibrated: 3/7/2011
- Phantom: SAM 1; Type: SAM 4.0; Serial: 1076
- Measurement SW: DASYS2, Version 52.6 (2); SEMCAD X Version 14.4.4 (2829)

**Configuration/Touch position -/Area Scan (51x81x1):** Measurement grid:  
dx=15mm, dy=15mm

[Info: Interpolated medium parameters used for SAR evaluation.](#)


Maximum value of SAR (interpolated) = 0.228 mW/g

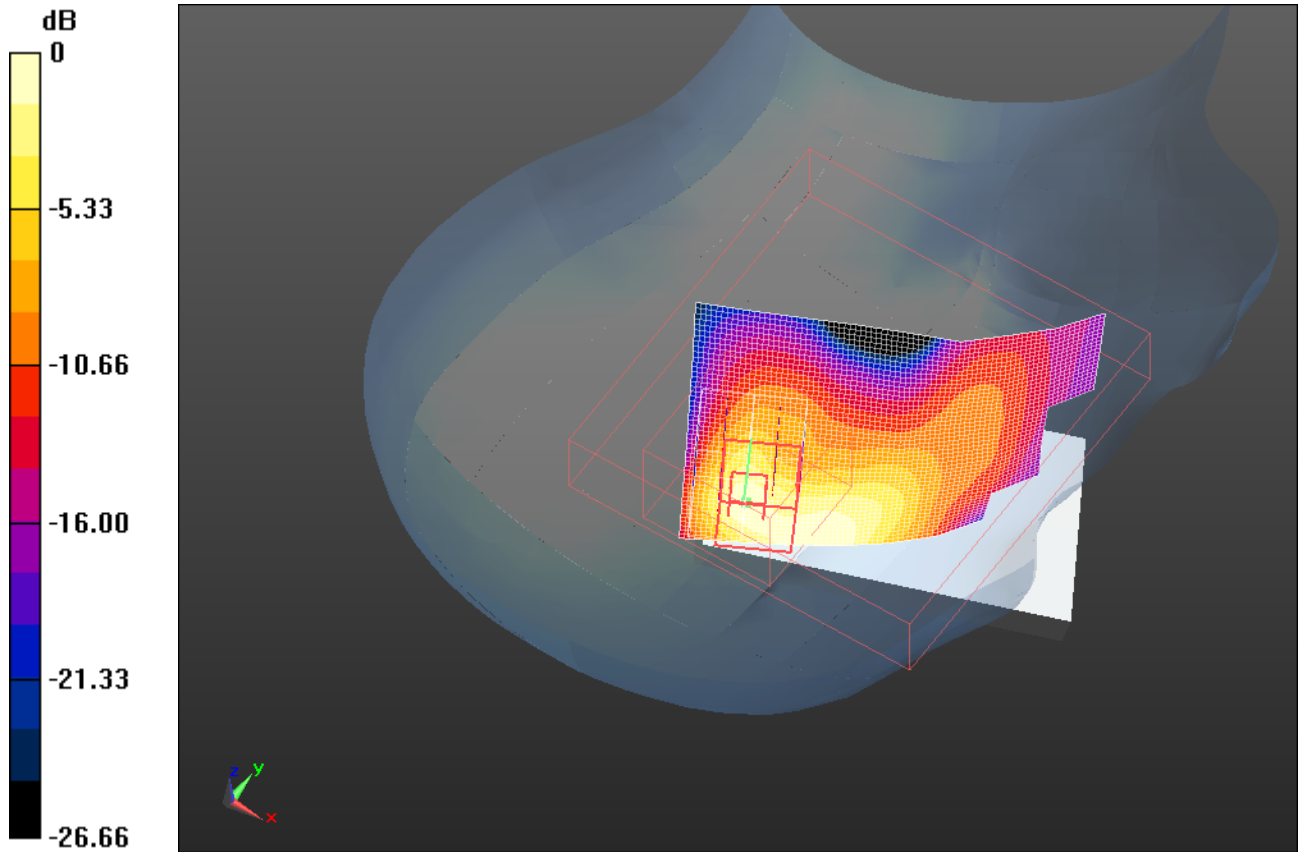
**Configuration/Touch position -/Zoom Scan (5x5x7) (5x5x7)/Cube 0:**

Measurement grid: dx=7.5mm, dy=7.5mm, dz=5mm  
Reference Value = 5.401 V/m; Power Drift = -0.07 dB  
Peak SAR (extrapolated) = 0.351 W/kg  
**SAR(1 g) = 0.150 mW/g; SAR(10 g) = 0.066 mW/g**


[Info: Interpolated medium parameters used for SAR evaluation.](#)

Maximum value of SAR (measured) = 0.211 mW/g

	Document <b>Appendix B for the BlackBerry® Smartphone Model REA71UW/REB71UW SAR Report</b>			Page <b>83(147)</b>
	Author Data <b>Andrew Becker</b>	Dates of Test <b>August 4 – September 29, 2011</b>	Test Report No <b>RTS-5316-1109-53A</b>	FCC ID: <b>L6AREA70UW</b> <b>L6AREB70UW</b>



0 dB = 0.210mW/g

	Document <b>Appendix B for the BlackBerry® Smartphone Model REA71UW/REB71UW SAR Report</b>			Page <b>84(147)</b>
	Author Data <b>Andrew Becker</b>	Dates of Test <b>August 4 – September 29, 2011</b>	Test Report No <b>RTS-5316-1109-53A</b>	FCC ID: <b>L6AREA70UW</b> <b>L6AREB70UW</b>

Date/Time: 8/22/2011 3:44:56 PM, Date/Time: 8/22/2011 3:50:41 PM

Test Laboratory: RIM Testing Services

## LeftHandSide\_802.11b\_low\_chan\_amb\_temp\_23.3\_liq\_temp\_22.6C

**DUT: BlackBerry Smartphone; Type: Sample ; Serial: 27EB7923**

Communication System: 802.11 b (2450); Frequency: 2412 MHz

Medium parameters used (interpolated):  $f = 2412$  MHz;  $\sigma = 1.834$  mho/m;  $\epsilon_r = 37.685$ ;  $\rho = 1000$  kg/m<sup>3</sup>

Phantom section: Left Section

Measurement Standard: DASYS (IEEE/IEC/ANSI C63.19-2007)

DASY5 Configuration:

- Probe: ES3DV3 - SN3225; ConvF(4.6, 4.6, 4.6); Calibrated: 1/13/2011
- Sensor-Surface: 3mm (Mechanical Surface Detection)
- Electronics: DAE3 Sn472; Calibrated: 3/7/2011
- Phantom: SAM 1; Type: SAM 4.0; Serial: 1076
- Measurement SW: DASYS2, Version 52.6 (2); SEMCAD X Version 14.4.4 (2829)

**Configuration/Touch position -/Area Scan (61x81x1):** Measurement grid: dx=15mm, dy=15mm

[Info: Interpolated medium parameters used for SAR evaluation.](#)

Maximum value of SAR (interpolated) = 0.308 mW/g

**Configuration/Touch position -/Zoom Scan (5x5x7) (5x5x7)/Cube 0:**

Measurement grid: dx=7.5mm, dy=7.5mm, dz=5mm

Reference Value = 4.571 V/m; Power Drift = -0.07 dB

Peak SAR (extrapolated) = 0.482 W/kg

**SAR(1 g) = 0.238 mW/g; SAR(10 g) = 0.116 mW/g**

[Info: Interpolated medium parameters used for SAR evaluation.](#)

Maximum value of SAR (measured) = 0.311 mW/g


Author Data  
**Andrew Becker**

Dates of Test  
**August 4 – September 29, 2011**


Test Report No  
**RTS-5316-1109-53A**

FCC ID:  
**L6AREA70UW**  
**L6AREB70UW**

IC ID  
**2503A-REA70UW**  
**2503A-REB70UW**



0 dB = 0.310mW/g

	Document <b>Appendix B for the BlackBerry® Smartphone Model REA71UW/REB71UW SAR Report</b>			Page <b>86(147)</b>
	Author Data <b>Andrew Becker</b>	Dates of Test <b>August 4 – September 29, 2011</b>	Test Report No <b>RTS-5316-1109-53A</b>	FCC ID: <b>L6AREA70UW</b> <b>L6AREB70UW</b>

Date/Time: 8/22/2011 3:30:35 PM, Date/Time: 8/22/2011 3:36:23 PM

Test Laboratory: RIM Testing Services

## LeftHandSide\_802.11b\_mid\_chan\_amb\_temp\_23.3\_liq\_temp\_22.6C

**DUT: BlackBerry Smartphone; Type: Sample ; Serial: 27EB7923**

Communication System: 802.11 b (2450); Frequency: 2437 MHz

Medium parameters used (interpolated):  $f = 2437$  MHz;  $\sigma = 1.865$  mho/m;  $\epsilon_r = 37.576$ ;  $\rho = 1000$  kg/m<sup>3</sup>

Phantom section: Left Section

Measurement Standard: DASYS (IEEE/IEC/ANSI C63.19-2007)

DASY5 Configuration:

- Probe: ES3DV3 - SN3225; ConvF(4.6, 4.6, 4.6); Calibrated: 1/13/2011
- Sensor-Surface: 3mm (Mechanical Surface Detection)
- Electronics: DAE3 Sn472; Calibrated: 3/7/2011
- Phantom: SAM 1; Type: SAM 4.0; Serial: 1076
- Measurement SW: DASYS2, Version 52.6 (2); SEMCAD X Version 14.4.4 (2829)

**Configuration/Touch position -/Area Scan (61x81x1):** Measurement grid: dx=15mm, dy=15mm

[Info: Interpolated medium parameters used for SAR evaluation.](#)

Maximum value of SAR (interpolated) = 0.329 mW/g

**Configuration/Touch position -/Zoom Scan (5x5x7) (5x5x7)/Cube 0:**

Measurement grid: dx=7.5mm, dy=7.5mm, dz=5mm

Reference Value = 4.459 V/m; Power Drift = -0.09 dB


Peak SAR (extrapolated) = 0.517 W/kg


**SAR(1 g) = 0.257 mW/g; SAR(10 g) = 0.126 mW/g**

[Info: Interpolated medium parameters used for SAR evaluation.](#)


Maximum value of SAR (measured) = 0.332 mW/g



	Document <b>Appendix B for the BlackBerry® Smartphone Model REA71UW/REB71UW SAR Report</b>			Page <b>87(147)</b>
	Author Data <b>Andrew Becker</b>	Dates of Test <b>August 4 – September 29, 2011</b>	Test Report No <b>RTS-5316-1109-53A</b>	FCC ID: <b>L6AREA70UW</b> <b>L6AREB70UW</b>



0 dB = 0.330mW/g

	Document <b>Appendix B for the BlackBerry® Smartphone Model REA71UW/REB71UW SAR Report</b>			Page <b>88(147)</b>
	Author Data <b>Andrew Becker</b>	Dates of Test <b>August 4 – September 29, 2011</b>	Test Report No <b>RTS-5316-1109-53A</b>	FCC ID: <b>L6AREA70UW</b> <b>L6AREB70UW</b>

Date/Time: 8/22/2011 11:22:05 PM, Date/Time: 8/22/2011 11:27:50 PM

Test Laboratory: RIM Testing Services

## LeftHandSide\_802.11b\_high\_chan\_amb\_temp\_23.4\_liq\_temp\_22.7C

**DUT: BlackBerry Smartphone; Type: Sample ; Serial: 27EB7923**

Communication System: 802.11 b (2450); Communication System Band: 802.11 b;  
Frequency: 2462 MHz; Communication System PAR: 0 dB  
Medium parameters used (interpolated):  $f = 2462$  MHz;  $\sigma = 1.893$  mho/m;  $\epsilon_r = 37.466$ ;  $\rho = 1000$  kg/m<sup>3</sup>  
Phantom section: Left Section  
Measurement Standard: DASYS5 (IEEE/IEC/ANSI C63.19-2007)

DASY5 Configuration:

- Probe: ES3DV3 - SN3225; ConvF(4.6, 4.6, 4.6); Calibrated: 1/13/2011
- Sensor-Surface: 3mm (Mechanical Surface Detection)
- Electronics: DAE3 Sn472; Calibrated: 3/7/2011
- Phantom: SAM 1; Type: SAM 4.0; Serial: 1076
- Measurement SW: DASYS5, Version 52.6 (2); SEMCAD X Version 14.4.4 (2829)

**Configuration/Touch position -/Area Scan (61x81x1):** Measurement grid:  
dx=15mm, dy=15mm

[Info: Interpolated medium parameters used for SAR evaluation.](#)

Maximum value of SAR (interpolated) = 0.399 mW/g

**Configuration/Touch position -/Zoom Scan (5x5x7) (5x5x7)/Cube 0:**

Measurement grid: dx=7.5mm, dy=7.5mm, dz=5mm  
Reference Value = 3.671 V/m; Power Drift = 0.10 dB  
Peak SAR (extrapolated) = 0.614 W/kg  
**SAR(1 g) = 0.302 mW/g; SAR(10 g) = 0.149 mW/g**

[Info: Interpolated medium parameters used for SAR evaluation.](#)

Maximum value of SAR (measured) = 0.389 mW/g


Author Data  
**Andrew Becker**

Dates of Test  
**August 4 – September 29, 2011**


Test Report No  
**RTS-5316-1109-53A**

FCC ID:  
**L6AREA70UW**  
**L6AREB70UW**

IC ID  
**2503A-REA70UW**  
**2503A-REB70UW**



0 dB = 0.390mW/g

	Document <b>Appendix B for the BlackBerry® Smartphone Model REA71UW/REB71UW SAR Report</b>			Page <b>90(147)</b>
	Author Data <b>Andrew Becker</b>	Dates of Test <b>August 4 – September 29, 2011</b>	Test Report No <b>RTS-5316-1109-53A</b>	FCC ID: <b>L6AREA70UW</b> <b>L6AREB70UW</b>

Date/Time: 9/7/2011 5:20:10 PM

Test Laboratory: RIM Testing Services

**Volume\_Scan\_LeftHandSide\_802.11b\_high\_chan\_amb\_temp\_23.8\_liq\_t  
emp\_23.2C**

**DUT: BlackBerry Smartphone; Type: Sample ; Serial: 27EB7923**

Communication System: 802.11 b (2450); Frequency: 2462 MHz

Medium parameters used (interpolated):  $f = 2462$  MHz;  $\sigma = 1.894$  mho/m;  $\epsilon_r = 37.988$ ;  $\rho = 1000$  kg/m<sup>3</sup>

Phantom section: Left Section

Measurement Standard: DASYS (IEEE/IEC/ANSI C63.19-2007)

DASY5 Configuration:

- Probe: ES3DV3 - SN3225; ConvF(4.6, 4.6, 4.6); Calibrated: 1/13/2011
- Sensor-Surface: 3mm (Mechanical Surface Detection)
- Electronics: DAE3 Sn472; Calibrated: 3/7/2011
- Phantom: SAM 1; Type: SAM 4.0; Serial: 1076
- Measurement SW: DASYS2, Version 52.6 (2); SEMCAD X Version 14.4.4 (2829)

**Configuration/Touch position Volume Scan/Volume Scan (13x15x7)/Cube**

**0:** Measurement grid: dx=7.5mm, dy=7.5mm, dz=5mm


Reference Value = 4.210 V/m; Power Drift = 0.09 dB

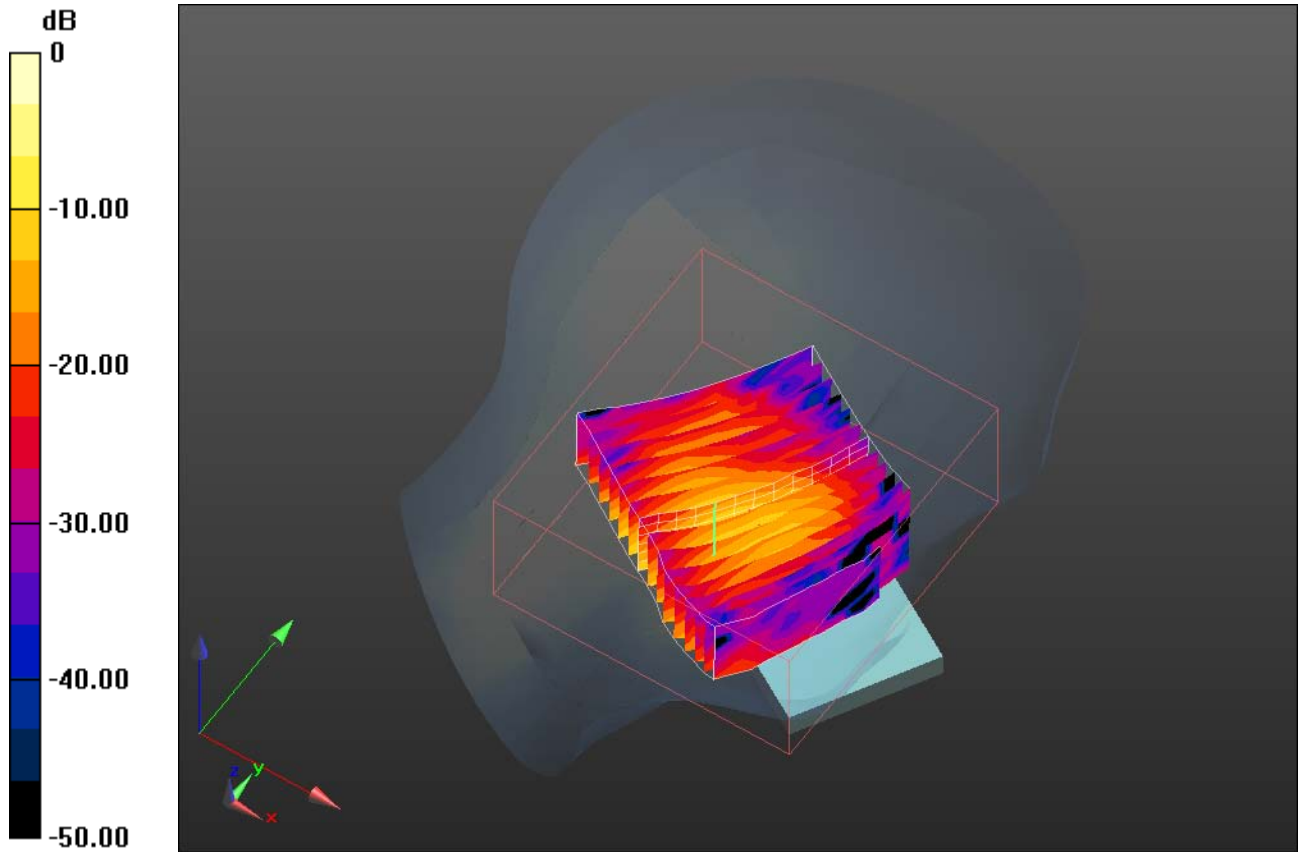
Peak SAR (extrapolated) = 0.629 W/kg

**SAR(1 g) = 0.318 mW/g; SAR(10 g) = 0.159 mW/g**


[Info: Interpolated medium parameters used for SAR evaluation.](#)

Maximum value of SAR (measured) = 0.395 mW/g

	Document <b>Appendix B for the BlackBerry® Smartphone Model REA71UW/REB71UW SAR Report</b>			Page <b>91(147)</b>
	Author Data <b>Andrew Becker</b>	Dates of Test <b>August 4 – September 29, 2011</b>	Test Report No <b>RTS-5316-1109-53A</b>	FCC ID: <b>L6AREA70UW</b> <b>L6AREB70UW</b>



0 dB = 0.390mW/g

	Document <b>Appendix B for the BlackBerry® Smartphone Model REA71UW/REB71UW SAR Report</b>			Page <b>92(147)</b>
	Author Data <b>Andrew Becker</b>	Dates of Test <b>August 4 – September 29, 2011</b>	Test Report No <b>RTS-5316-1109-53A</b>	FCC ID: <b>L6AREA70UW</b> <b>L6AREB70UW</b>

Date/Time: 8/22/2011 4:15:50 PM, Date/Time: 8/22/2011 4:21:35 PM

Test Laboratory: RIM Testing Services

**LeftHandSide\_Tilt\_802.11b\_mid\_chan\_amb\_temp\_23.4\_liq\_temp\_22.7C**

**DUT: BlackBerry Smartphone; Type: Sample ; Serial: 27EB7923**

Communication System: 802.11 b (2450); Frequency: 2437 MHz

Medium parameters used (interpolated):  $f = 2437$  MHz;  $\sigma = 1.865$  mho/m;  $\epsilon_r = 37.576$ ;  $\rho = 1000$  kg/m<sup>3</sup>

Phantom section: Left Section

Measurement Standard: DASYS (IEEE/IEC/ANSI C63.19-2007)

DASY5 Configuration:

- Probe: ES3DV3 - SN3225; ConvF(4.6, 4.6, 4.6); Calibrated: 1/13/2011
- Sensor-Surface: 3mm (Mechanical Surface Detection)
- Electronics: DAE3 Sn472; Calibrated: 3/7/2011
- Phantom: SAM 1; Type: SAM 4.0; Serial: 1076
- Measurement SW: DASYS2, Version 52.6 (2); SEMCAD X Version 14.4.4 (2829)

**Configuration/Touch position -/Area Scan (61x81x1):** Measurement grid:  
dx=15mm, dy=15mm

[Info: Interpolated medium parameters used for SAR evaluation.](#)

Maximum value of SAR (interpolated) = 0.101 mW/g

**Configuration/Touch position -/Zoom Scan (5x5x7) (5x5x7)/Cube 0:**

Measurement grid: dx=7.5mm, dy=7.5mm, dz=5mm


Reference Value = 4.586 V/m; Power Drift = 0.15 dB


Peak SAR (extrapolated) = 0.146 W/kg

**SAR(1 g) = 0.078 mW/g; SAR(10 g) = 0.041 mW/g**

[Info: Interpolated medium parameters used for SAR evaluation.](#)


Maximum value of SAR (measured) = 0.099 mW/g

	Document <b>Appendix B for the BlackBerry® Smartphone Model REA71UW/REB71UW SAR Report</b>			Page <b>93(147)</b>
	Author Data <b>Andrew Becker</b>	Dates of Test <b>August 4 – September 29, 2011</b>	Test Report No <b>RTS-5316-1109-53A</b>	FCC ID: <b>L6AREA70UW</b> <b>L6AREB70UW</b>



0 dB = 0.100mW/g



	Document <b>Appendix B for the BlackBerry® Smartphone Model REA71UW/REB71UW SAR Report</b>			Page <b>94(147)</b>
	Author Data <b>Andrew Becker</b>	Dates of Test <b>August 4 – September 29, 2011</b>	Test Report No <b>RTS-5316-1109-53A</b>	FCC ID: <b>L6AREA70UW</b> <b>L6AREB70UW</b>

Date/Time: 8/22/2011 10:50:09 PM, Date/Time: 8/22/2011 10:55:19 PM

Test Laboratory: RIM Testing Services

## RightHandSide\_Bluetooth\_high\_chan\_amb\_temp\_23.2\_liq\_temp\_22.5C

**DUT: BlackBerry Smartphone; Type: Sample ; Serial: 27EB7923**


Communication System: Bluetooth; Communication System Band: Bluetooth;  
Frequency: 2480 MHz; Communication System PAR: 0 dB  
Medium parameters used:  $f = 2480$  MHz;  $\sigma = 1.917$  mho/m;  $\epsilon_r = 37.382$ ;  $\rho = 1000$  kg/m<sup>3</sup>  
Phantom section: Right Section  
Measurement Standard: DASYS (IEEE/IEC/ANSI C63.19-2007)

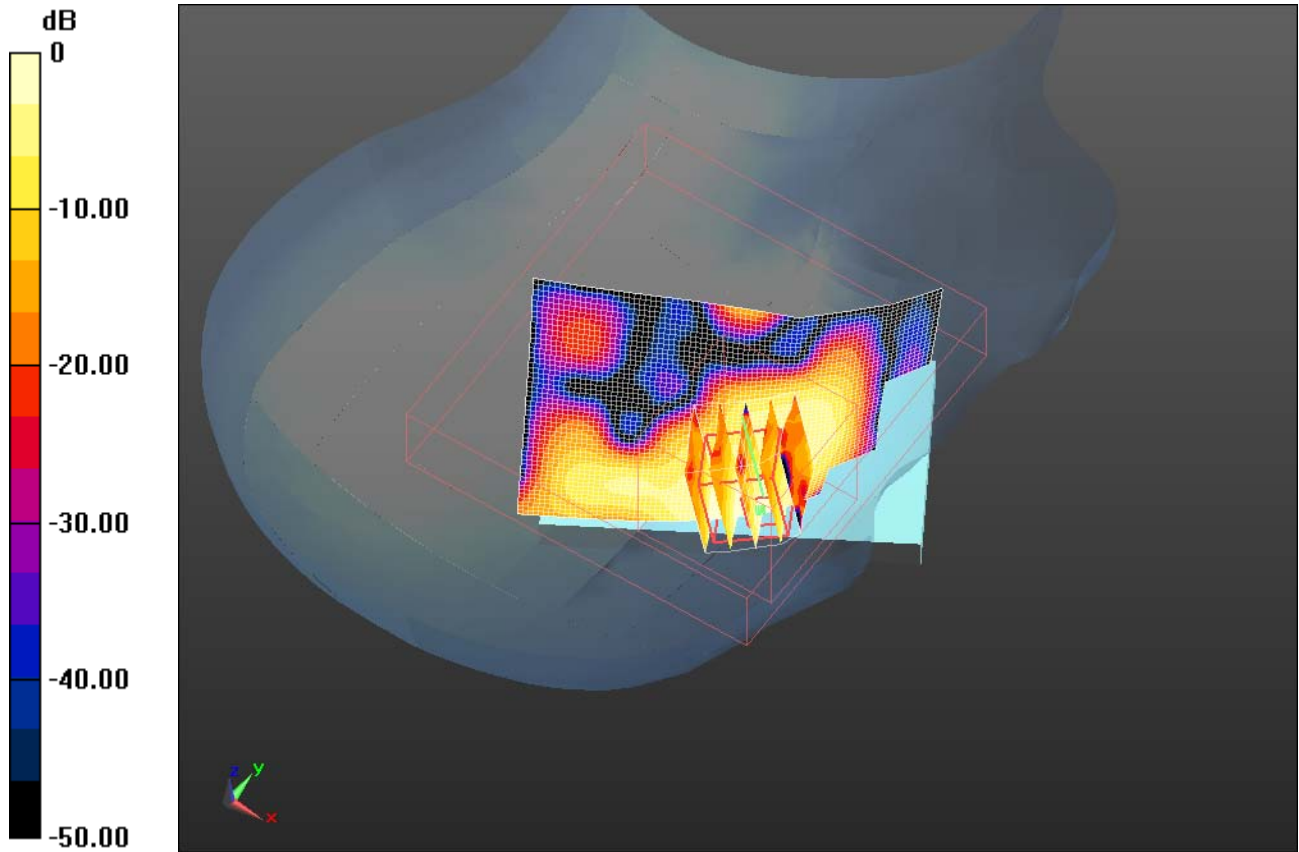
DASY5 Configuration:

- Probe: ES3DV3 - SN3225; ConvF(4.6, 4.6, 4.6); Calibrated: 1/13/2011
- Sensor-Surface: 3mm (Mechanical Surface Detection)
- Electronics: DAE3 Sn472; Calibrated: 3/7/2011
- Phantom: SAM 1; Type: SAM 4.0; Serial: 1076
- Measurement SW: DASYS2, Version 52.6 (2); SEMCAD X Version 14.4.4 (2829)


**Configuration/Touch position -/Area Scan (51x81x1):** Measurement grid:  
dx=15mm, dy=15mm  
Maximum value of SAR (interpolated) = 0.032 mW/g

**Configuration/Touch position -/Zoom Scan (5x5x7) (5x5x7)/Cube 0:**  
Measurement grid: dx=7.5mm, dy=7.5mm, dz=5mm  
Reference Value = 0.950 V/m; Power Drift = 0.12 dB  
Peak SAR (extrapolated) = 0.046 W/kg  
**SAR(1 g) = 0.019 mW/g; SAR(10 g) = 0.008 mW/g**  
Maximum value of SAR (measured) = 0.021 mW/g

	Document <b>Appendix B for the BlackBerry® Smartphone Model REA71UW/REB71UW SAR Report</b>			Page <b>95(147)</b>
	Author Data <b>Andrew Becker</b>	Dates of Test <b>August 4 – September 29, 2011</b>	Test Report No <b>RTS-5316-1109-53A</b>	FCC ID: <b>L6AREA70UW</b> <b>L6AREB70UW</b>



0 dB = 0.020mW/g

	Document <b>Appendix B for the BlackBerry® Smartphone Model REA71UW/REB71UW SAR Report</b>			Page <b>96(147)</b>
	Author Data <b>Andrew Becker</b>	Dates of Test <b>August 4 – September 29, 2011</b>	Test Report No <b>RTS-5316-1109-53A</b>	FCC ID: <b>L6AREA70UW</b> <b>L6AREB70UW</b>

Date/Time: 9/8/2011 10:41:29 AM

Test Laboratory: RIM Testing Services

**Volume\_Scan\_RightHandSide\_Bluetooth\_high\_chan\_amb\_temp\_24.2\_li  
q\_temp\_22.4C**

**DUT: BlackBerry Smartphone; Type: Sample ; Serial: 27EB7923**

Communication System: Bluetooth; Frequency: 2480 MHz

Medium parameters used:  $f = 2480$  MHz;  $\sigma = 1.914$  mho/m;  $\epsilon_r = 37.887$ ;  $\rho = 1000$  kg/m<sup>3</sup>

Phantom section: Right Section

Measurement Standard: DASYS (IEEE/IEC/ANSI C63.19-2007)

DASY5 Configuration:

- Probe: ES3DV3 - SN3225; ConvF(4.6, 4.6, 4.6); Calibrated: 1/13/2011
- Sensor-Surface: 3mm (Mechanical Surface Detection)
- Electronics: DAE3 Sn472; Calibrated: 3/7/2011
- Phantom: SAM 1; Type: SAM 4.0; Serial: 1076
- Measurement SW: DASYS2, Version 52.6 (2); SEMCAD X Version 14.4.4 (2829)

**Configuration/Touch position - Volume Scan/Volume Scan**


**(13x15x7)/Cube 0:** Measurement grid: dx=7.5mm, dy=7.5mm, dz=5mm

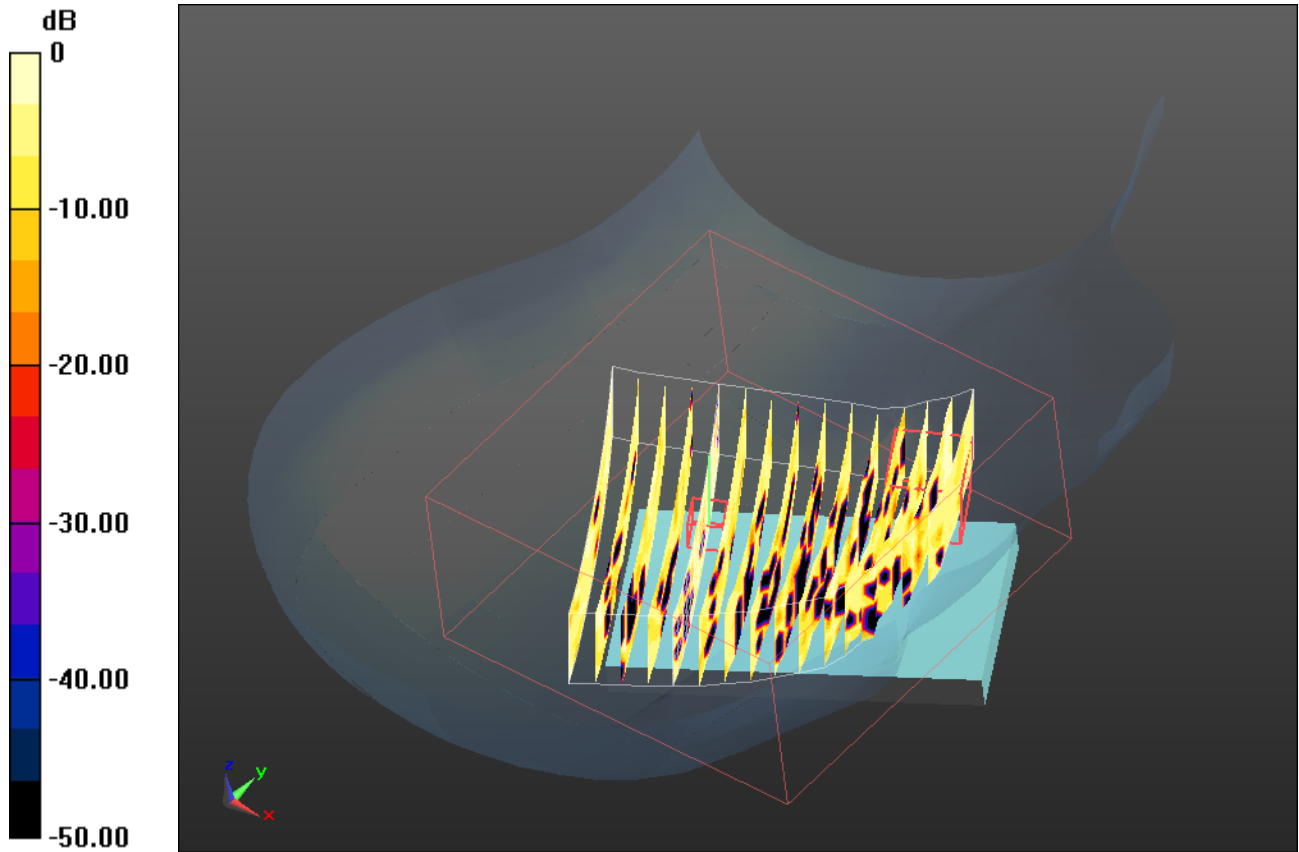
Reference Value = 1.010 V/m; Power Drift = 0.45 dB

Peak SAR (extrapolated) = 0.00102 W/kg


**SAR(1 g) = 0.000342 mW/g; SAR(10 g) = 7.55e-005 mW/g**

Maximum value of SAR (measured) = 0.00102 mW/g

	Document <b>Appendix B for the BlackBerry® Smartphone Model REA71UW/REB71UW SAR Report</b>			Page <b>97(147)</b>
	Author Data <b>Andrew Becker</b>	Dates of Test <b>August 4 – September 29, 2011</b>	Test Report No <b>RTS-5316-1109-53A</b>	FCC ID: <b>L6AREA70UW</b> <b>L6AREB70UW</b>



0 dB = 0.001mW/g

	Document <b>Appendix B for the BlackBerry® Smartphone Model REA71UW/REB71UW SAR Report</b>			Page <b>98(147)</b>
	Author Data <b>Andrew Becker</b>	Dates of Test <b>August 4 – September 29, 2011</b>	Test Report No <b>RTS-5316-1109-53A</b>	FCC ID: <b>L6AREA70UW</b> <b>L6AREB70UW</b>

Date/Time: 8/22/2011 10:29:28 PM, Date/Time: 8/22/2011 10:35:14 PM

Test Laboratory: RIM Testing Services

## LeftHandSide\_Bluetooth\_high\_chan\_amb\_temp\_23.4\_liq\_temp\_22.7C

**DUT: BlackBerry Smartphone; Type: Sample ; Serial: 27EB7923**


Communication System: Bluetooth; Communication System Band: Bluetooth;  
Frequency: 2480 MHz; Communication System PAR: 0 dB  
Medium parameters used:  $f = 2480$  MHz;  $\sigma = 1.917$  mho/m;  $\epsilon_r = 37.382$ ;  $\rho = 1000$  kg/m<sup>3</sup>  
Phantom section: Left Section  
Measurement Standard: DASYS (IEEE/IEC/ANSI C63.19-2007)


DASY5 Configuration:

- Probe: ES3DV3 - SN3225; ConvF(4.6, 4.6, 4.6); Calibrated: 1/13/2011
- Sensor-Surface: 3mm (Mechanical Surface Detection)
- Electronics: DAE3 Sn472; Calibrated: 3/7/2011
- Phantom: SAM 1; Type: SAM 4.0; Serial: 1076
- Measurement SW: DASYS2, Version 52.6 (2); SEMCAD X Version 14.4.4 (2829)


**Configuration/Touch position -/Area Scan (61x81x1):** Measurement grid:  
dx=15mm, dy=15mm  
Maximum value of SAR (interpolated) = 0.034 mW/g

**Configuration/Touch position -/Zoom Scan (5x5x7) (5x5x7)/Cube 0:**  
Measurement grid: dx=7.5mm, dy=7.5mm, dz=5mm  
Reference Value = 0.680 V/m; Power Drift = 3.77 dB  
Peak SAR (extrapolated) = 0.062 W/kg  
**SAR(1 g) = 0.026 mW/g; SAR(10 g) = 0.010 mW/g**  
Maximum value of SAR (measured) = 0.035 mW/g

	Document <b>Appendix B for the BlackBerry® Smartphone Model REA71UW/REB71UW SAR Report</b>			Page <b>99(147)</b>
	Author Data <b>Andrew Becker</b>	Dates of Test <b>August 4 – September 29, 2011</b>	Test Report No <b>RTS-5316-1109-53A</b>	FCC ID: <b>L6AREA70UW</b> <b>L6AREB70UW</b>



0 dB = 0.030mW/g

	Document <b>Appendix B for the BlackBerry® Smartphone Model REA71UW/REB71UW SAR Report</b>			Page <b>100(147)</b>
	Author Data <b>Andrew Becker</b>	Dates of Test <b>August 4 – September 29, 2011</b>	Test Report No <b>RTS-5316-1109-53A</b>	FCC ID: <b>L6AREA70UW</b> <b>L6AREB70UW</b>

Date/Time: 9/8/2011 11:40:12 AM

Test Laboratory: RIM Testing Services

## Volume\_Scan\_LeftHandSide\_Bluetooth\_high\_chan\_amb\_temp\_24.8\_liq \_temp\_22.5C

**DUT: BlackBerry Smartphone; Type: Sample ; Serial: 27EB7923**

Communication System: Bluetooth; Frequency: 2480 MHz

Medium parameters used:  $f = 2480$  MHz;  $\sigma = 1.914$  mho/m;  $\epsilon_r = 37.887$ ;  $\rho = 1000$  kg/m<sup>3</sup>

Phantom section: Left Section

Measurement Standard: DASYS (IEEE/IEC/ANSI C63.19-2007)

DASY5 Configuration:

- Probe: ES3DV3 - SN3225; ConvF(4.6, 4.6, 4.6); Calibrated: 1/13/2011
- Sensor-Surface: 3mm (Mechanical Surface Detection)
- Electronics: DAE3 Sn472; Calibrated: 3/7/2011
- Phantom: SAM 1; Type: SAM 4.0; Serial: 1076
- Measurement SW: DASYS2, Version 52.6 (2); SEMCAD X Version 14.4.4 (2829)

### **Configuration/Touch position Volume Scan/Volume Scan (13x15x7)/Cube**

**0:** Measurement grid: dx=7.5mm, dy=7.5mm, dz=5mm

Reference Value = 0.899 V/m; Power Drift = 0.59 dB

Peak SAR (extrapolated) = 0.00185 W/kg

**SAR(1 g) = 0.000438 mW/g; SAR(10 g) = 8.36e-005 mW/g**

Maximum value of SAR (measured) = 0.000936 mW/g




Author Data  
**Andrew Becker**

Dates of Test  
**August 4 – September 29, 2011**


Test Report No  
**RTS-5316-1109-53A**

FCC ID:  
**L6AREA70UW**  
**L6AREB70UW**

IC ID  
**2503A-REA70UW**  
**2503A-REB70UW**



0 dB = 0.00094mW/g

	Document <b>Appendix B for the BlackBerry® Smartphone Model REA71UW/REB71UW SAR Report</b>			Page <b>102(147)</b>
	Author Data <b>Andrew Becker</b>	Dates of Test <b>August 4 – September 29, 2011</b>	Test Report No <b>RTS-5316-1109-53A</b>	FCC ID: <b>L6AREA70UW</b> <b>L6AREB70UW</b>

## Multi-Band Average SAR\_EDGE850\_802.11b\_BT

### Multi-Band Configurations:

#### DASY Configuration for Configuration/Touch position - Volume Scan/Volume Scan:

Date/Time: 9/15/2011 8:05:45 PM

Test Laboratory: RIM Testing Services

File Name:

[Volume Scan RightHandSide EDGE850 high chan amb temp 23.5 liq temp 22.6C.da52:0](#)

**DUT: BlackBerry Smartphone; Type: Sample ; Serial: 28302141**

Communication System: EDGE 850 (2slots); Frequency: 848.8 MHz; Duty Cycle: 1:4.19952

Medium: HSL835 Medium parameters used (interpolated):  $f = 848.8$  MHz;  $\sigma = 0.949$  mho/m;  $\epsilon_r = 39.687$ ;  $\rho = 1000$  kg/m<sup>3</sup>

Phantom section: Right Section

Measurement Standard: DASY5 (IEEE/IEC/ANSI C63.19-2007)

- Probe: ES3DV3 - SN3225; ConvF(6.11, 6.11, 6.11); Calibrated: 1/13/2011
- Sensor-Surface: 3mm (Mechanical Surface Detection)
- Electronics: DAE3 Sn472; Calibrated: 3/7/2011
- Phantom: SAM 1; Type: SAM 4.0; Serial: 1076
- Measurement SW: DASY52, Version 52.6 (2)

#### DASY Configuration for Configuration/Touch position - Volume Scan/Volume Scan:

Date/Time: 9/7/2011 8:48:37 PM

Test Laboratory: RIM Testing Services


File Name:

[Volume Scan RightHandSide 802.11b high chan amb temp 23.8 liq temp 23.5C.da52:0](#)

**DUT: BlackBerry Smartphone; Type: Sample ; Serial: 27EB7923**

Communication System: 802.11 b (2450); Frequency: 2462 MHz; Duty Cycle: 1:1

Medium: 2450MHz Head Medium parameters used (interpolated):  $f = 2462$  MHz;  $\sigma = 1.894$  mho/m;  $\epsilon_r = 37.988$ ;  $\rho = 1000$  kg/m<sup>3</sup>

	Document <b>Appendix B for the BlackBerry® Smartphone Model REA71UW/REB71UW</b> <b>SAR Report</b>			Page <b>103(147)</b>
	Author Data <b>Andrew Becker</b>	Dates of Test <b>August 4 – September 29, 2011</b>	Test Report No <b>RTS-5316-1109-53A</b>	FCC ID: <b>L6AREA70UW</b> <b>L6AREB70UW</b>

Phantom section: Right Section

Measurement Standard: DASYS (IEEE/IEC/ANSI C63.19-2007)

- Probe: ES3DV3 - SN3225; ConvF(4.6, 4.6, 4.6); Calibrated: 1/13/2011
- Sensor-Surface: 3mm (Mechanical Surface Detection)
- Electronics: DAE3 Sn472; Calibrated: 3/7/2011
- Phantom: SAM 1; Type: SAM 4.0; Serial: 1076
- Measurement SW: DASYS2, Version 52.6 (2)

### **DASY Configuration for Configuration/Touch position - Volume Scan/Volume Scan:**

Date/Time: 9/8/2011 10:41:29 AM

Test Laboratory: RIM Testing Services

File Name:

[Volume Sscan RightHandSide Bluetooth high chan amb temp 24.2 liq temp 22.4C .da52:0](#)

**DUT: BlackBerry Smartphone; Type: Sample ; Serial: 27EB7923**

Communication System: Bluetooth; Frequency: 2480 MHz; Duty Cycle: 1:1

Medium: 2450MHz Head Medium parameters used:  $f = 2480 \text{ MHz}$ ;  $\sigma = 1.914 \text{ mho/m}$ ;  $\epsilon_r = 37.887$ ;  $\rho = 1000 \text{ kg/m}^3$

Phantom section: Right Section

Measurement Standard: DASYS (IEEE/IEC/ANSI C63.19-2007)

- Probe: ES3DV3 - SN3225; ConvF(4.6, 4.6, 4.6); Calibrated: 1/13/2011
- Sensor-Surface: 3mm (Mechanical Surface Detection)
- Electronics: DAE3 Sn472; Calibrated: 3/7/2011
- Phantom: SAM 1; Type: SAM 4.0; Serial: 1076
- Measurement SW: DASYS2, Version 52.6 (2)

### **Multi Band Result:**

**SAR(1 g) = 1.21 mW/g; SAR(10 g) = 0.862 mW/g**

Maximum value of SAR (interpolated) = 1.634 mW/g

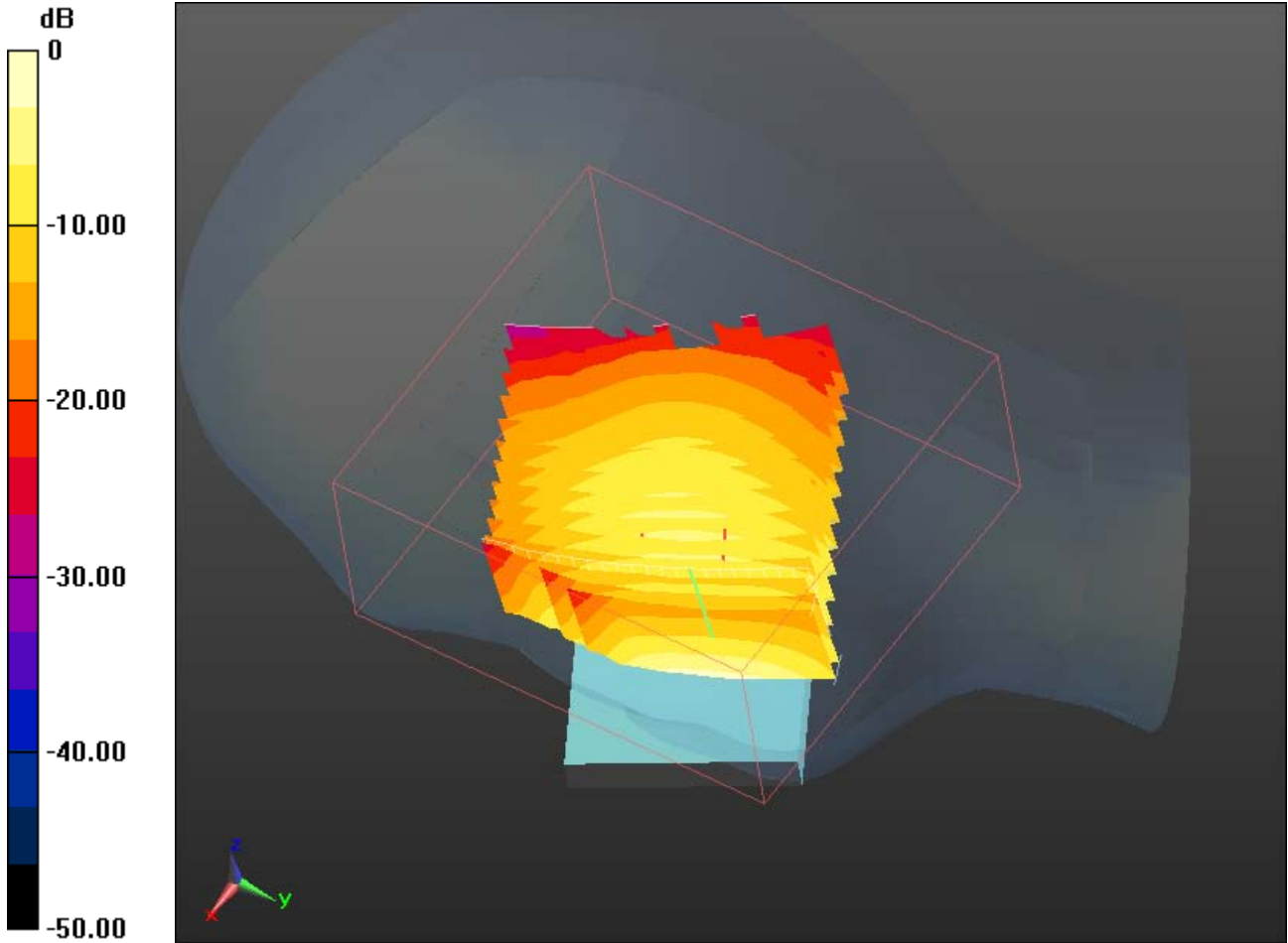
Author Data  
**Andrew Becker**

Dates of Test  
**August 4 – September 29, 2011**


Test Report No  
**RTS-5316-1109-53A**

FCC ID:  
**L6AREA70UW**  
**L6AREB70UW**

IC ID  
**2503A-REA70UW**  
**2503A-REB70UW**



0 dB = 1.630mW/g

	Document <b>Appendix B for the BlackBerry® Smartphone Model REA71UW/REB71UW SAR Report</b>			Page <b>105(147)</b>
	Author Data <b>Andrew Becker</b>	Dates of Test <b>August 4 – September 29, 2011</b>	Test Report No <b>RTS-5316-1109-53A</b>	FCC ID: <b>L6AREA70UW</b> <b>L6AREB70UW</b>

## Multi-Band Average SAR\_RHT\_UMTS band V\_802.11b\_BT

### Multi-Band Configurations:

#### DASY Configuration for Configuration/Touch position - Volume Scan/Volume Scan:

Date/Time: 9/7/2011 8:48:37 PM

Test Laboratory: RIM Testing Services

File Name:

[Volume Scan RightHandSide 802.11b high chan amb temp 23.8 liq temp 23.5C.da52:0](#)

**DUT: BlackBerry Smartphone; Type: Sample ; Serial: 27EB7923**

Communication System: 802.11 b (2450); Frequency: 2462 MHz; Duty Cycle: 1:1

Medium: 2450MHz Head Medium parameters used (interpolated):  $f = 2462 \text{ MHz}$ ;  $\sigma = 1.894 \text{ mho/m}$ ;  $\epsilon_r = 37.988$ ;  $\rho = 1000 \text{ kg/m}^3$

Phantom section: Right Section

Measurement Standard: DASY5 (IEEE/IEC/ANSI C63.19-2007)

- Probe: ES3DV3 - SN3225; ConvF(4.6, 4.6, 4.6); Calibrated: 1/13/2011
- Sensor-Surface: 3mm (Mechanical Surface Detection)
- Electronics: DAE3 Sn472; Calibrated: 3/7/2011
- Phantom: SAM 1; Type: SAM 4.0; Serial: 1076
- Measurement SW: DASY52, Version 52.6 (2)

#### DASY Configuration for Configuration/Touch position - Volume Scan/Volume Scan:

Date/Time: 9/8/2011 10:41:29 AM

Test Laboratory: RIM Testing Services


File Name:

[Volume Sscan RightHandSide Bluetooth high chan amb temp 24.2 liq temp 22.4C.da52:0](#)

**DUT: BlackBerry Smartphone; Type: Sample ; Serial: 27EB7923**

Communication System: Bluetooth; Frequency: 2480 MHz; Duty Cycle: 1:1

Medium: 2450MHz Head Medium parameters used:  $f = 2480 \text{ MHz}$ ;  $\sigma = 1.914 \text{ mho/m}$ ;  $\epsilon_r = 37.887$ ;  $\rho = 1000 \text{ kg/m}^3$

	Document <b>Appendix B for the BlackBerry® Smartphone Model REA71UW/REB71UW SAR Report</b>			Page <b>106(147)</b>
	Author Data <b>Andrew Becker</b>	Dates of Test <b>August 4 – September 29, 2011</b>	Test Report No <b>RTS-5316-1109-53A</b>	FCC ID: <b>L6AREA70UW</b> <b>L6AREB70UW</b>

Phantom section: Right Section

Measurement Standard: DASYS (IEEE/IEC/ANSI C63.19-2007)

- Probe: ES3DV3 - SN3225; ConvF(4.6, 4.6, 4.6); Calibrated: 1/13/2011
- Sensor-Surface: 3mm (Mechanical Surface Detection)
- Electronics: DAE3 Sn472; Calibrated: 3/7/2011
- Phantom: SAM 1; Type: SAM 4.0; Serial: 1076
- Measurement SW: DASYS2, Version 52.6 (2)

### **DASY Configuration for Configuration/Touch position - Volume Scan/Volume Scan:**

Date/Time: 9/15/2011 6:11:42 PM

Test Laboratory: RIM Testing Services

File Name:

[Volume Scan RightHandSide UMTS band V high chan amb temp 23.4 liq temp 2 2.5C.da52:0](#)

**DUT: BlackBerry Smartphone; Type: Sample ; Serial: 28302141**

Communication System: WCDMA FDD V; Frequency: 846.6 MHz; Duty Cycle: 1:1

Medium: HSL835 Medium parameters used (interpolated):  $f = 846.6 \text{ MHz}$ ;  $\sigma = 0.947 \text{ mho/m}$ ;  $\epsilon_r = 39.73$ ;  $\rho = 1000 \text{ kg/m}^3$

Phantom section: Right Section


Measurement Standard: DASYS (IEEE/IEC/ANSI C63.19-2007)


- Probe: ES3DV3 - SN3225; ConvF(6.11, 6.11, 6.11); Calibrated: 1/13/2011
- Sensor-Surface: 3mm (Mechanical Surface Detection)
- Electronics: DAE3 Sn472; Calibrated: 3/7/2011
- Phantom: SAM 1; Type: SAM 4.0; Serial: 1076
- Measurement SW: DASYS2, Version 52.6 (2)

### **Multi Band Result:**

**SAR(1 g) = 1.15 mW/g; SAR(10 g) = 0.817 mW/g**


Maximum value of SAR (interpolated) = 1.568 mW/g

	Document <b>Appendix B for the BlackBerry® Smartphone Model REA71UW/REB71UW SAR Report</b>			Page <b>107(147)</b>
	Author Data <b>Andrew Becker</b>	Dates of Test <b>August 4 – September 29, 2011</b>	Test Report No <b>RTS-5316-1109-53A</b>	FCC ID: <b>L6AREA70UW</b> <b>L6AREB70UW</b>



0 dB = 1.570mW/g



	Document <b>Appendix B for the BlackBerry® Smartphone Model REA71UW/REB71UW SAR Report</b>			Page <b>108(147)</b>
	Author Data <b>Andrew Becker</b>	Dates of Test <b>August 4 – September 29, 2011</b>	Test Report No <b>RTS-5316-1109-53A</b>	FCC ID: <b>L6AREA70UW</b> <b>L6AREB70UW</b>

## Multi-Band Average SAR\_RHT\_EDGE 1900\_802.11b\_BT

### Multi-Band Configurations:

#### DASY Configuration for Configuration/Touch position - Volume Scan/Volume Scan:

Date/Time: 9/7/2011 8:48:37 PM

Test Laboratory: RIM Testing Services

File Name:

[Volume Scan RightHandSide 802.11b\\_high\\_chan\\_amb\\_temp\\_23.8\\_liq\\_temp\\_23.5C.da52:0](#)

**DUT: BlackBerry Smartphone; Type: Sample ; Serial: 27EB7923**

Communication System: 802.11 b (2450); Frequency: 2462 MHz; Duty Cycle: 1:1

Medium: 2450MHz Head Medium parameters used (interpolated):  $f = 2462 \text{ MHz}$ ;  $\sigma = 1.894 \text{ mho/m}$ ;  $\epsilon_r = 37.988$ ;  $\rho = 1000 \text{ kg/m}^3$

Phantom section: Right Section

Measurement Standard: DASY5 (IEEE/IEC/ANSI C63.19-2007)

- Probe: ES3DV3 - SN3225; ConvF(4.6, 4.6, 4.6); Calibrated: 1/13/2011
- Sensor-Surface: 3mm (Mechanical Surface Detection)
- Electronics: DAE3 Sn472; Calibrated: 3/7/2011
- Phantom: SAM 1; Type: SAM 4.0; Serial: 1076
- Measurement SW: DASY52, Version 52.6 (2)

#### DASY Configuration for Configuration/Touch position - Volume Scan/Volume Scan:

Date/Time: 9/8/2011 10:41:29 AM

Test Laboratory: RIM Testing Services


File Name:

[Volume Sscan RightHandSide Bluetooth\\_high\\_chan\\_amb\\_temp\\_24.2\\_liq\\_temp\\_22.4C.da52:0](#)

**DUT: BlackBerry Smartphone; Type: Sample ; Serial: 27EB7923**

Communication System: Bluetooth; Frequency: 2480 MHz; Duty Cycle: 1:1

Medium: 2450MHz Head Medium parameters used:  $f = 2480 \text{ MHz}$ ;  $\sigma = 1.914 \text{ mho/m}$ ;  $\epsilon_r = 37.887$ ;  $\rho = 1000 \text{ kg/m}^3$

	Document <b>Appendix B for the BlackBerry® Smartphone Model REA71UW/REB71UW SAR Report</b>			Page <b>109(147)</b>
	Author Data <b>Andrew Becker</b>	Dates of Test <b>August 4 – September 29, 2011</b>	Test Report No <b>RTS-5316-1109-53A</b>	FCC ID: <b>L6AREA70UW</b> <b>L6AREB70UW</b>

Phantom section: Right Section

Measurement Standard: DASYS (IEEE/IEC/ANSI C63.19-2007)

- Probe: ES3DV3 - SN3225; ConvF(4.6, 4.6, 4.6); Calibrated: 1/13/2011
- Sensor-Surface: 3mm (Mechanical Surface Detection)
- Electronics: DAE3 Sn472; Calibrated: 3/7/2011
- Phantom: SAM 1; Type: SAM 4.0; Serial: 1076
- Measurement SW: DASYS2, Version 52.6 (2)

### **DASY Configuration for Configuration/Touch position - Volume Scan/Volume Scan:**

Date/Time: 9/9/2011 6:34:22 PM

Test Laboratory: RIM Testing Services

File Name:

[Volume Scan RightHandSide EDGE1900 low chan amb temp 23.2 liq temp 23.2C.da52:0](#)

**DUT: BlackBerry Smartphone; Type: Sample ; Serial: 28302141**

Communication System: EDGE 1900; Frequency: 1850.2 MHz; Duty Cycle: 1:4.19952

Medium: HSL1900 Medium parameters used (interpolated):  $f = 1850.2 \text{ MHz}$ ;  $\sigma = 1.328 \text{ mho/m}$ ;  $\epsilon_r = 38.694$ ;  $\rho = 1000 \text{ kg/m}^3$

Phantom section: Right Section

Measurement Standard: DASYS (IEEE/IEC/ANSI C63.19-2007)

- Probe: ES3DV3 - SN3225; ConvF(5.26, 5.26, 5.26); Calibrated: 1/13/2011
- Sensor-Surface: 3mm (Mechanical Surface Detection)
- Electronics: DAE3 Sn472; Calibrated: 3/7/2011
- Phantom: SAM 1; Type: SAM 4.0; Serial: 1076
- Measurement SW: DASYS2, Version 52.6 (2)

### **Multi Band Result:**

**SAR(1 g) = 1.1 mW/g; SAR(10 g) = 0.700 mW/g**

Maximum value of SAR (interpolated) = 1.578 mW/g

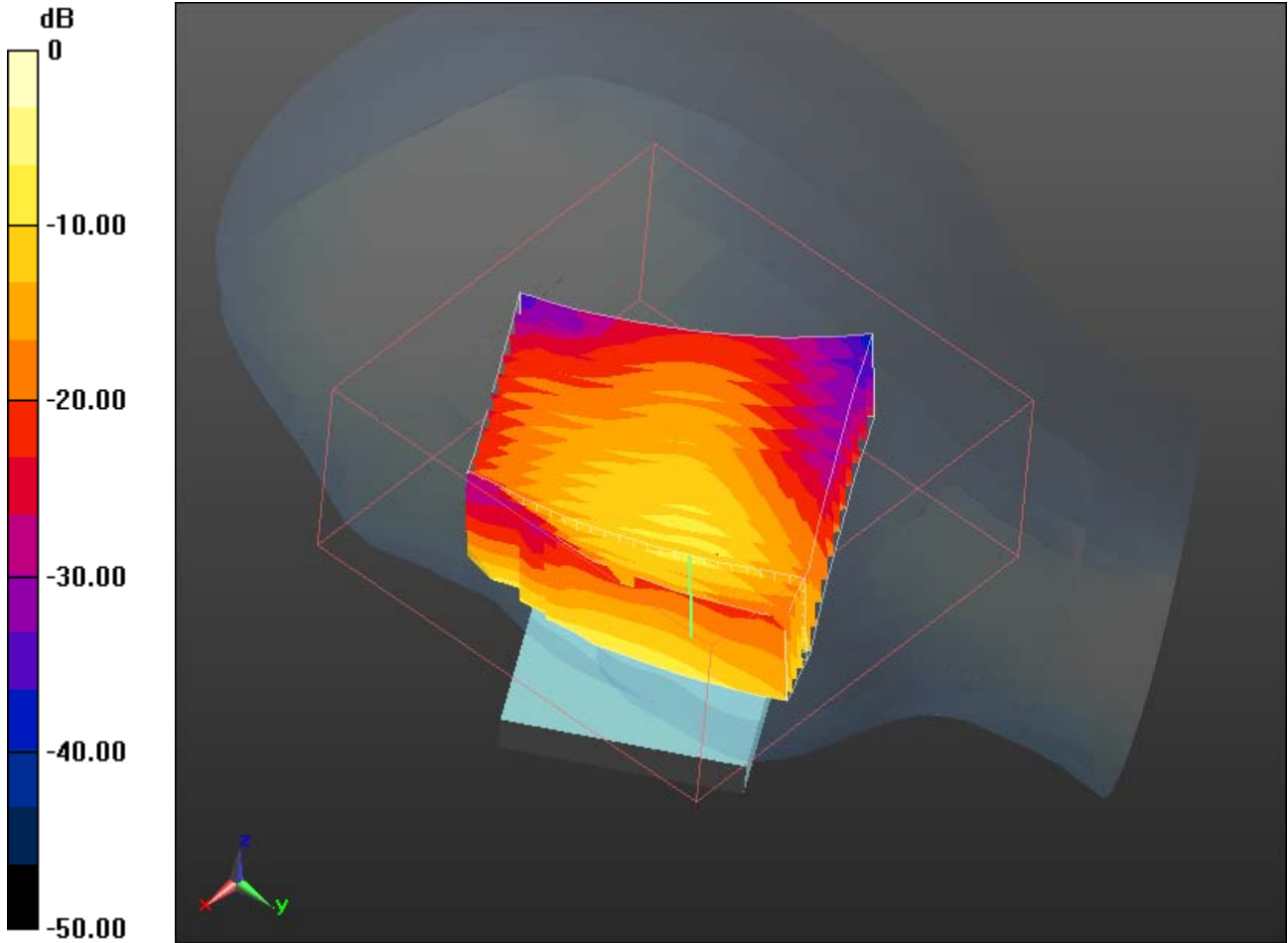
Author Data  
**Andrew Becker**

Dates of Test  
**August 4 – September 29, 2011**


Test Report No  
**RTS-5316-1109-53A**

FCC ID:  
**L6AREA70UW**  
**L6AREB70UW**

IC ID  
**2503A-REA70UW**  
**2503A-REB70UW**



0 dB = 1.580mW/g

	Document <b>Appendix B for the BlackBerry® Smartphone Model REA71UW/REB71UW SAR Report</b>			Page <b>111(147)</b>
	Author Data <b>Andrew Becker</b>	Dates of Test <b>August 4 – September 29, 2011</b>	Test Report No <b>RTS-5316-1109-53A</b>	FCC ID: <b>L6AREA70UW</b> <b>L6AREB70UW</b>

## Multi-Band Average SAR\_LHT\_GSM\_EDGE1900\_802.11b\_BT

### Multi-Band Configurations:

#### DASY Configuration for Configuration/Touch position - Volume Scan/Volume Scan:

Date/Time: 9/29/2011 2:06:28 PM

Test Laboratory: RIM Testing Services

File Name:

[Volume Scan LeftHandSide EDGE1900 low chan amb temp 22.8 liq temp 22.5C.da52:0](#)

**DUT: BlackBerry Smartphone; Type: Sample; Serial: 28302141**

Communication System: EDGE 1900; Frequency: 1850.2 MHz; Duty Cycle: 1:4.19952

Medium: HSL1900 Medium parameters used (interpolated):  $f = 1850.2$  MHz;  $\sigma = 1.345$  mho/m;  $\epsilon_r = 38.835$ ;  $\rho = 1000$  kg/m<sup>3</sup>

Phantom section: Left Section

Measurement Standard: DASY5 (IEEE/IEC/ANSI C63.19-2007)

- Probe: ES3DV3 - SN3225; ConvF(5.26, 5.26, 5.26); Calibrated: 1/13/2011
- Sensor-Surface: 3mm (Mechanical Surface Detection)
- Electronics: DAE3 Sn472; Calibrated: 3/7/2011
- Phantom: SAM 1; Type: SAM 4.0; Serial: 1076
- Measurement SW: DASY52, Version 52.6 (2)

---

#### DASY Configuration for Configuration/Touch position Volume Scan/Volume Scan:

Date/Time: 9/7/2011 5:20:10 PM

Test Laboratory: RIM Testing Services

File Name:

[Volume Scan LeftHandSide 802.11b high chan amb temp 23.8 liq temp 23.2C.da52:0](#)


**DUT: BlackBerry Smartphone; Type: Sample ; Serial: 28302141**

Communication System: 802.11 b (2450); Frequency: 2462 MHz; Duty Cycle: 1:1

Medium: HSL2450 Medium parameters used (interpolated):  $f = 2462$  MHz;  $\sigma = 1.894$  mho/m;  $\epsilon_r = 37.988$ ;  $\rho = 1000$  kg/m<sup>3</sup>

Phantom section: Left Section

Measurement Standard: DASY5 (IEEE/IEC/ANSI C63.19-2007)

	Document <b>Appendix B for the BlackBerry® Smartphone Model REA71UW/REB71UW SAR Report</b>			Page <b>112(147)</b>
	Author Data <b>Andrew Becker</b>	Dates of Test <b>August 4 – September 29, 2011</b>	Test Report No <b>RTS-5316-1109-53A</b>	FCC ID: <b>L6AREA70UW</b> <b>L6AREB70UW</b>

- Probe: ES3DV3 - SN3225; ConvF(4.6, 4.6, 4.6); Calibrated: 1/13/2011
- Sensor-Surface: 3mm (Mechanical Surface Detection)
- Electronics: DAE3 Sn472; Calibrated: 3/7/2011
- Phantom: SAM 1; Type: SAM 4.0; Serial: 1076
- Measurement SW: DASY52, Version 52.6 (2)

---

### **DASY Configuration for Configuration/Touch position Volume Scan/Volume Scan:**

Date/Time: 9/8/2011 11:40:12 AM

Test Laboratory: RIM Testing Services

File Name:

[Volume\\_Scan\\_LeftHandSide\\_Bluetooth\\_high\\_chan\\_amb\\_temp\\_24.8\\_liq\\_temp\\_22.5C.d a52:0](#)

**DUT: BlackBerry Smartphone; Type: Sample ; Serial: 27EB7923**

Communication System: Bluetooth; Frequency: 2480 MHz; Duty Cycle: 1:1

Medium: HSL2450 Medium parameters used:  $f = 2480 \text{ MHz}$ ;  $\sigma = 1.914 \text{ mho/m}$ ;  $\epsilon_r = 37.887$ ;  $\rho = 1000 \text{ kg/m}^3$

Phantom section: Left Section

Measurement Standard: DASY5 (IEEE/IEC/ANSI C63.19-2007)


- Probe: ES3DV3 - SN3225; ConvF(4.6, 4.6, 4.6); Calibrated: 1/13/2011
- Sensor-Surface: 3mm (Mechanical Surface Detection)
- Electronics: DAE3 Sn472; Calibrated: 3/7/2011
- Phantom: SAM 1; Type: SAM 4.0; Serial: 1076
- Measurement SW: DASY52, Version 52.6 (2)

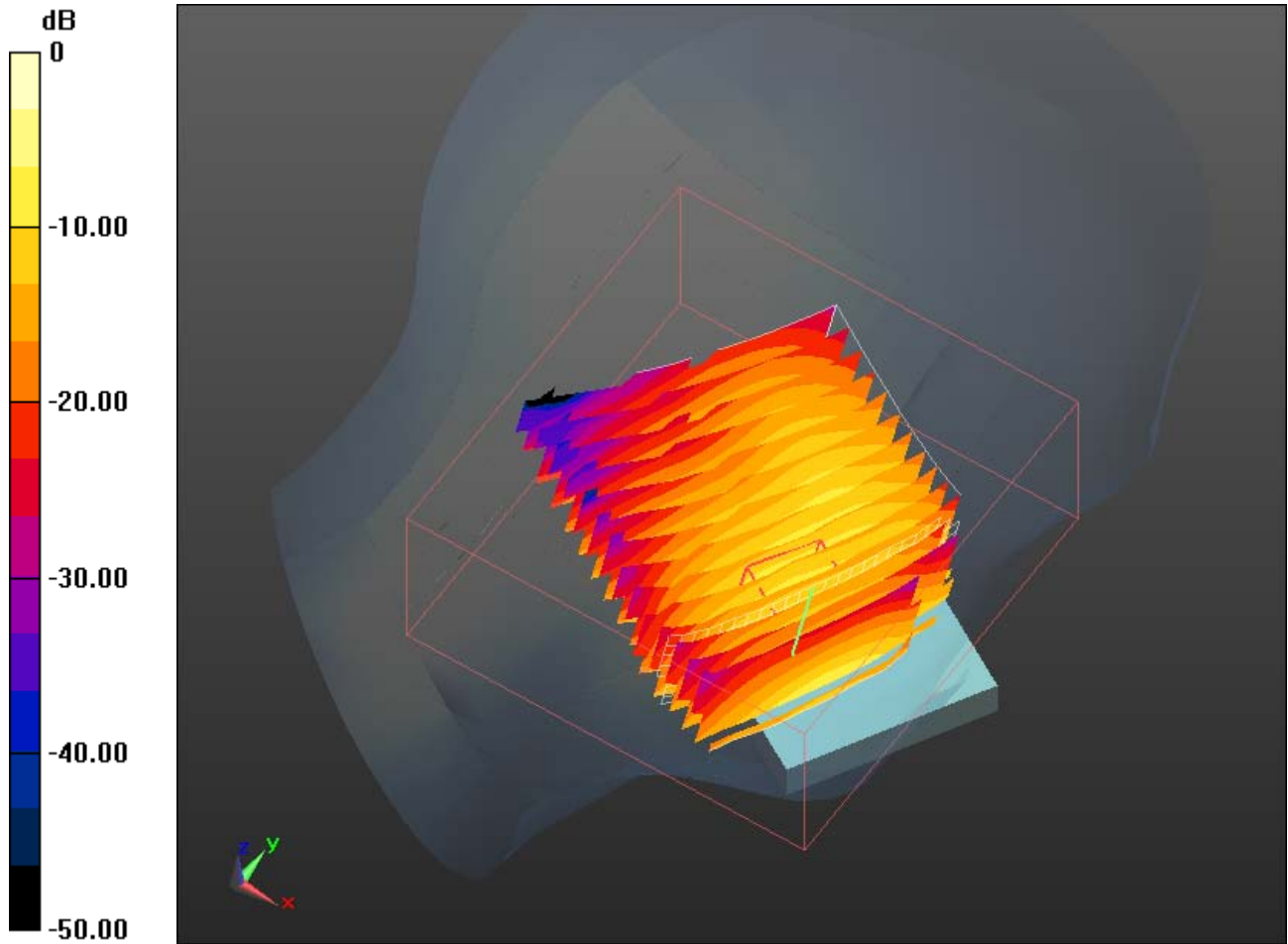
---

### **Multi Band Result:**


**SAR(1 g) = 1.33 mW/g; SAR(10 g) = 0.754 mW/g**

Maximum value of SAR (interpolated) = 2.227 mW/g

	Document <b>Appendix B for the BlackBerry® Smartphone Model REA71UW/REB71UW SAR Report</b>			Page <b>113(147)</b>
	Author Data <b>Andrew Becker</b>	Dates of Test <b>August 4 – September 29, 2011</b>	Test Report No <b>RTS-5316-1109-53A</b>	FCC ID: <b>L6AREA70UW</b> <b>L6AREB70UW</b>



0 dB = 2.230mW/g

	Document <b>Appendix B for the BlackBerry® Smartphone Model REA71UW/REB71UW SAR Report</b>			Page <b>114(147)</b>
	Author Data <b>Andrew Becker</b>	Dates of Test <b>August 4 – September 29, 2011</b>	Test Report No <b>RTS-5316-1109-53A</b>	FCC ID: <b>L6AREA70UW</b> <b>L6AREB70UW</b>

## Multi-Band Average SAR\_RHT\_UMTS\_band\_II\_802.11b\_BT

### Multi-Band Configurations:

#### DASY Configuration for Configuration/Touch position - Volume Scan/Volume Scan:

Date/Time: 9/9/2011 11:15:39 PM

Test Laboratory: RIM Testing Services

File Name:

[Volume Scan RightHandSide UMTS Band II low chan amb temp 22.9 liq temp 2 2.9C.da52:0](#)

**DUT: BlackBerry Smartphone; Type: Sample ; Serial: 28302141**

Communication System: WCDMA FDD II; Frequency: 1852.4 MHz; Duty Cycle: 1:1

Medium: HSL1900 Medium parameters used (interpolated):  $f = 1852.4 \text{ MHz}$ ;  $\sigma = 1.331 \text{ mho/m}$ ;  $\epsilon_r = 38.682$ ;  $\rho = 1000 \text{ kg/m}^3$

Phantom section: Right Section

Measurement Standard: DASY5 (IEEE/IEC/ANSI C63.19-2007)

- Probe: ES3DV3 - SN3225; ConvF(5.26, 5.26, 5.26); Calibrated: 1/13/2011
- Sensor-Surface: 3mm (Mechanical Surface Detection)
- Electronics: DAE3 Sn472; Calibrated: 3/7/2011
- Phantom: SAM 1; Type: SAM 4.0; Serial: 1076
- Measurement SW: DASY52, Version 52.6 (2)

#### DASY Configuration for Configuration/Touch position - Volume Scan/Volume Scan:

Date/Time: 9/7/2011 8:48:37 PM

Test Laboratory: RIM Testing Services

File Name:


[Volume Scan RightHandSide 802.11b high chan amb temp 23.8 liq temp 23.5C.da 52:0](#)

**DUT: BlackBerry Smartphone; Type: Sample ; Serial: 27EB7923**

Communication System: 802.11 b (2450); Frequency: 2462 MHz; Duty Cycle: 1:1

Medium: 2450MHz Head Medium parameters used (interpolated):  $f = 2462 \text{ MHz}$ ;  $\sigma = 1.894 \text{ mho/m}$ ;  $\epsilon_r = 37.988$ ;  $\rho = 1000 \text{ kg/m}^3$



	Document <b>Appendix B for the BlackBerry® Smartphone Model REA71UW/REB71UW SAR Report</b>			Page <b>115(147)</b>
	Author Data <b>Andrew Becker</b>	Dates of Test <b>August 4 – September 29, 2011</b>	Test Report No <b>RTS-5316-1109-53A</b>	FCC ID: <b>L6AREA70UW</b> <b>L6AREB70UW</b>

Phantom section: Right Section

Measurement Standard: DASYS (IEEE/IEC/ANSI C63.19-2007)

- Probe: ES3DV3 - SN3225; ConvF(4.6, 4.6, 4.6); Calibrated: 1/13/2011
- Sensor-Surface: 3mm (Mechanical Surface Detection)
- Electronics: DAE3 Sn472; Calibrated: 3/7/2011
- Phantom: SAM 1; Type: SAM 4.0; Serial: 1076
- Measurement SW: DASYS2, Version 52.6 (2)

### **DASY Configuration for Configuration/Touch position - Volume Scan/Volume Scan:**

Date/Time: 9/8/2011 10:41:29 AM

Test Laboratory: RIM Testing Services

File Name:

[Volume Sscan RightHandSide Bluetooth high chan amb temp 24.2 liq temp 22.4C .da52:0](#)

**DUT: BlackBerry Smartphone; Type: Sample ; Serial: 27EB7923**

Communication System: Bluetooth; Frequency: 2480 MHz; Duty Cycle: 1:1

Medium: 2450MHz Head Medium parameters used:  $f = 2480 \text{ MHz}$ ;  $\sigma = 1.914 \text{ mho/m}$ ;  $\epsilon_r = 37.887$ ;  $\rho = 1000 \text{ kg/m}^3$

Phantom section: Right Section

Measurement Standard: DASYS (IEEE/IEC/ANSI C63.19-2007)

- Probe: ES3DV3 - SN3225; ConvF(4.6, 4.6, 4.6); Calibrated: 1/13/2011
- Sensor-Surface: 3mm (Mechanical Surface Detection)
- Electronics: DAE3 Sn472; Calibrated: 3/7/2011
- Phantom: SAM 1; Type: SAM 4.0; Serial: 1076
- Measurement SW: DASYS2, Version 52.6 (2)

### **Multi Band Result:**

**SAR(1 g) = 1.06 mW/g; SAR(10 g) = 0.689 mW/g**

Maximum value of SAR (interpolated) = 1.590 mW/g

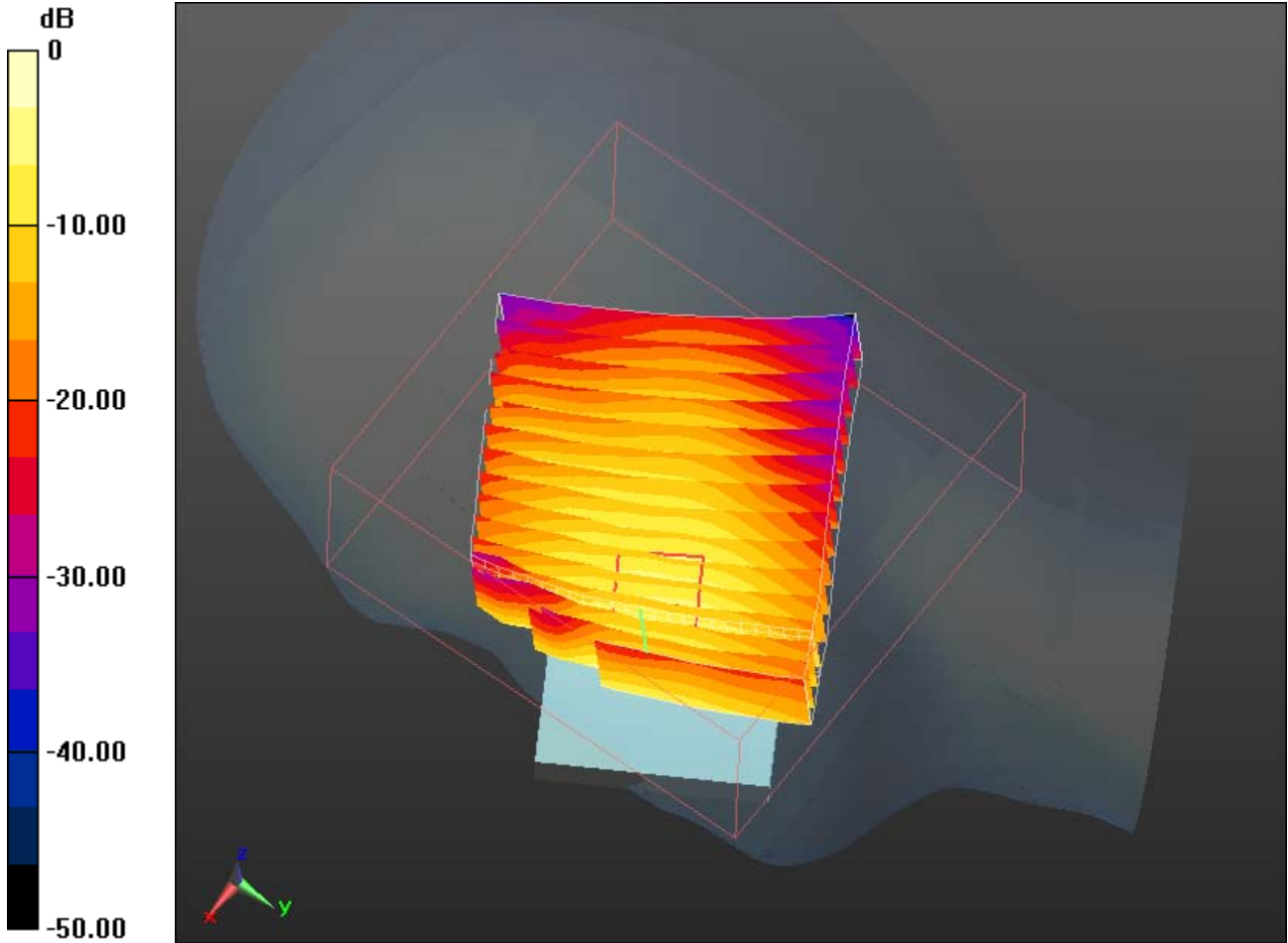
Author Data  
**Andrew Becker**

Dates of Test  
**August 4 – September 29, 2011**


Test Report No  
**RTS-5316-1109-53A**

FCC ID:  
**L6AREA70UW**  
**L6AREB70UW**

IC ID  
**2503A-REA70UW**  
**2503A-REB70UW**



0 dB = 1.590mW/g

	Document <b>Appendix B for the BlackBerry® Smartphone Model REA71UW/REB71UW SAR Report</b>			Page <b>117(147)</b>
	Author Data <b>Andrew Becker</b>	Dates of Test <b>August 4 – September 29, 2011</b>	Test Report No <b>RTS-5316-1109-53A</b>	FCC ID: <b>L6AREA70UW</b> <b>L6AREB70UW</b>

## Multi-Band Average SAR\_LHT\_UMTS band II\_802.11b\_BT

### Multi-Band Configurations:

#### DASY Configuration for Configuration/Touch position - Volume Scan/Volume Scan:

Date/Time: 9/9/2011 9:13:54 PM

Test Laboratory: RIM Testing Services

File Name:

[Volume Scan LeftHandSide UMTS band II low chan amb temp 22.9 liq temp 22.8C.da52:0](#)

**DUT: BlackBerry Smartphone; Type: Sample; Serial: 28302141**

Communication System: WCDMA FDD II; Frequency: 1852.4 MHz; Duty Cycle: 1:1

Medium: HSL1900 Medium parameters used (interpolated):  $f = 1852.4 \text{ MHz}$ ;  $\sigma = 1.331 \text{ mho/m}$ ;  $\epsilon_r = 38.682$ ;  $\rho = 1000 \text{ kg/m}^3$

Phantom section: Left Section

Measurement Standard: DASY5 (IEEE/IEC/ANSI C63.19-2007)

- Probe: ES3DV3 - SN3225; ConvF(5.26, 5.26, 5.26); Calibrated: 1/13/2011
- Sensor-Surface: 3mm (Mechanical Surface Detection)
- Electronics: DAE3 Sn472; Calibrated: 3/7/2011
- Phantom: SAM 1; Type: SAM 4.0; Serial: 1076
- Measurement SW: DASY52, Version 52.6 (2)

#### DASY Configuration for Configuration/Touch position Volume Scan/Volume Scan:

Date/Time: 9/7/2011 5:20:10 PM

Test Laboratory: RIM Testing Services

File Name:

[Volume Scan LeftHandSide 802.11b high chan amb temp 23.8 liq temp 23.2C.da52:0](#)


**DUT: BlackBerry Smartphone; Type: Sample ; Serial: 28302141**

Communication System: 802.11 b (2450); Frequency: 2462 MHz; Duty Cycle: 1:1

Medium: HSL2450 Medium parameters used (interpolated):  $f = 2462 \text{ MHz}$ ;  $\sigma = 1.894 \text{ mho/m}$ ;  $\epsilon_r = 37.988$ ;  $\rho = 1000 \text{ kg/m}^3$

Phantom section: Left Section

Measurement Standard: DASY5 (IEEE/IEC/ANSI C63.19-2007)

	Document <b>Appendix B for the BlackBerry® Smartphone Model REA71UW/REB71UW SAR Report</b>			Page <b>118(147)</b>
	Author Data <b>Andrew Becker</b>	Dates of Test <b>August 4 – September 29, 2011</b>	Test Report No <b>RTS-5316-1109-53A</b>	FCC ID: <b>L6AREA70UW</b> <b>L6AREB70UW</b>

- Probe: ES3DV3 - SN3225; ConvF(4.6, 4.6, 4.6); Calibrated: 1/13/2011
- Sensor-Surface: 3mm (Mechanical Surface Detection)
- Electronics: DAE3 Sn472; Calibrated: 3/7/2011
- Phantom: SAM 1; Type: SAM 4.0; Serial: 1076
- Measurement SW: DASY52, Version 52.6 (2)

---

### **DASY Configuration for Configuration/Touch position Volume Scan/Volume Scan:**

Date/Time: 9/8/2011 11:40:12 AM

Test Laboratory: RIM Testing Services

File Name:

[Volume\\_Scan\\_LeftHandSide\\_Bluetooth\\_high\\_chan\\_amb\\_temp\\_24.8\\_liq\\_temp\\_22.5C.d a52:0](#)

**DUT: BlackBerry Smartphone; Type: Sample ; Serial: 27EB7923**

Communication System: Bluetooth; Frequency: 2480 MHz; Duty Cycle: 1:1

Medium: HSL2450 Medium parameters used:  $f = 2480$  MHz;  $\sigma = 1.914$  mho/m;  $\epsilon_r = 37.887$ ;  $\rho = 1000$  kg/m<sup>3</sup>

Phantom section: Left Section

Measurement Standard: DASY5 (IEEE/IEC/ANSI C63.19-2007)


- Probe: ES3DV3 - SN3225; ConvF(4.6, 4.6, 4.6); Calibrated: 1/13/2011
- Sensor-Surface: 3mm (Mechanical Surface Detection)
- Electronics: DAE3 Sn472; Calibrated: 3/7/2011
- Phantom: SAM 1; Type: SAM 4.0; Serial: 1076
- Measurement SW: DASY52, Version 52.6 (2)

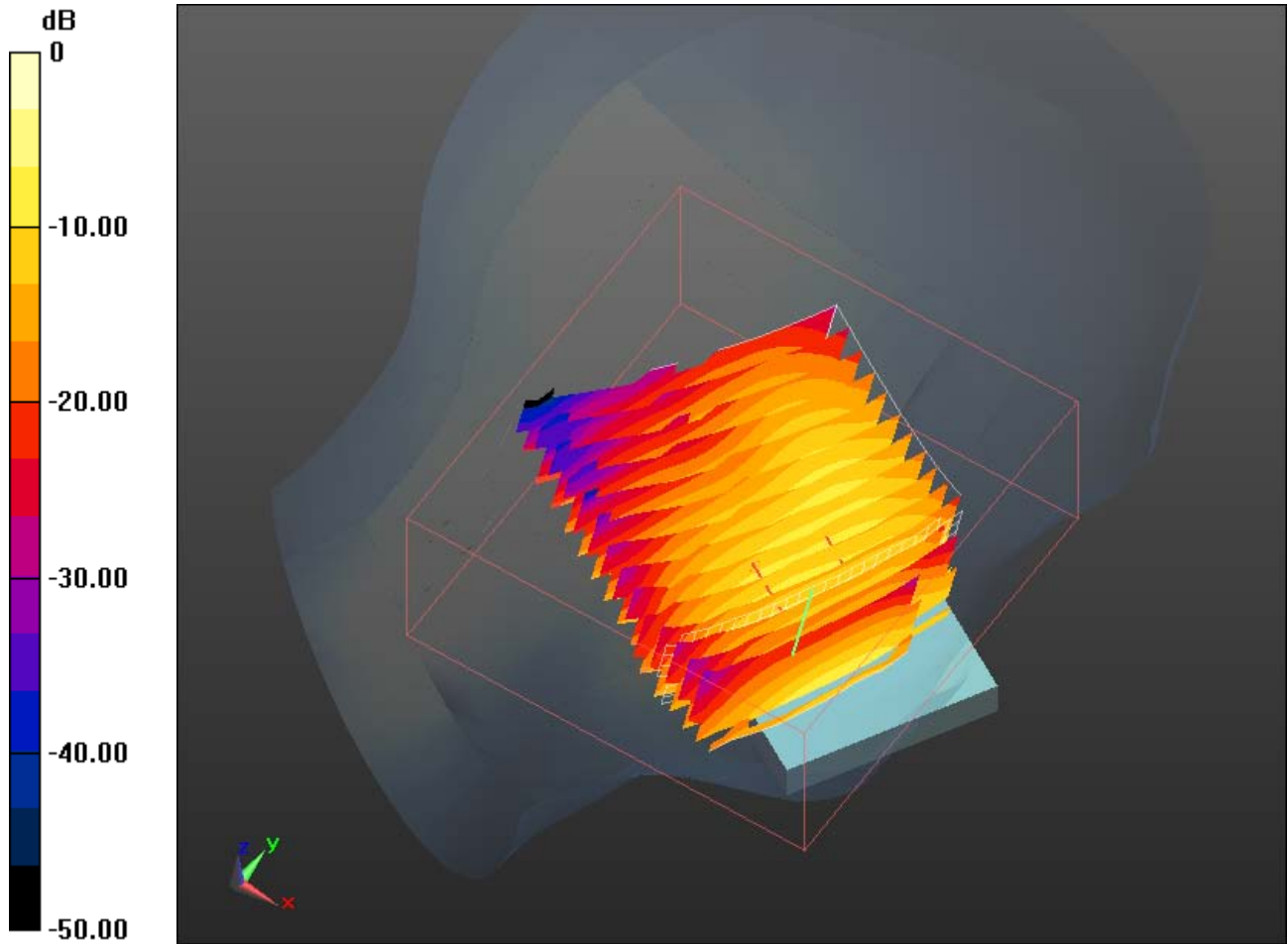
---

### **Multi Band Result:**


**SAR(1 g) = 1.32 mW/g; SAR(10 g) = 0.780 mW/g**

Maximum value of SAR (interpolated) = 2.146 mW/g

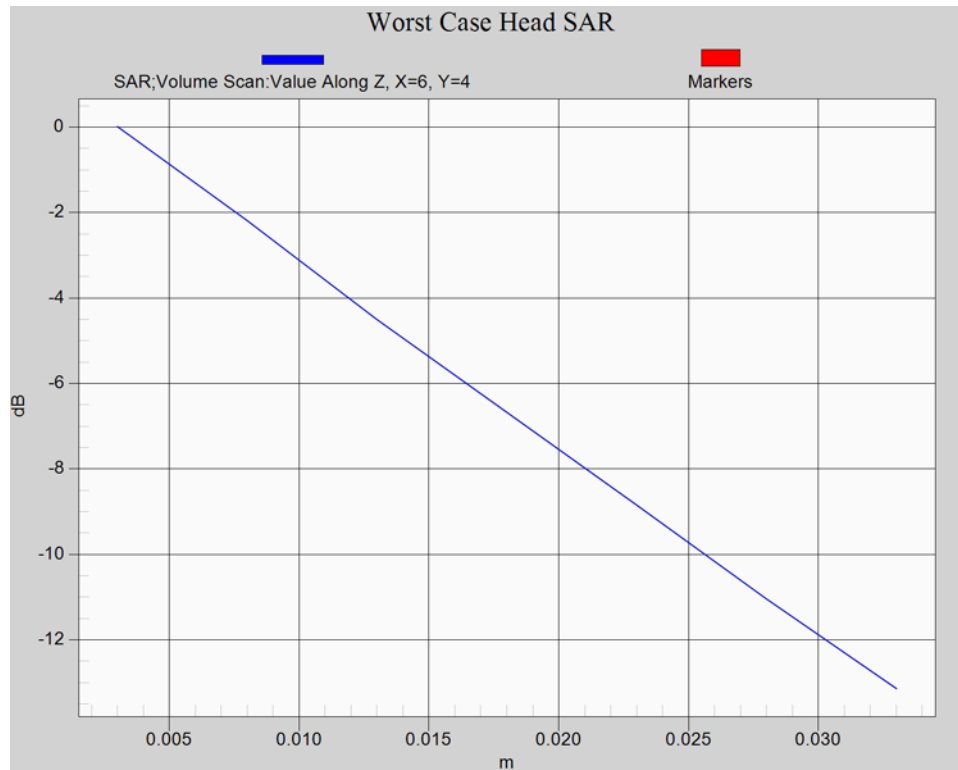
	Document <b>Appendix B for the BlackBerry® Smartphone Model REA71UW/REB71UW SAR Report</b>			Page <b>119(147)</b>
	Author Data <b>Andrew Becker</b>	Dates of Test <b>August 4 – September 29, 2011</b>	Test Report No <b>RTS-5316-1109-53A</b>	FCC ID: <b>L6AREA70UW</b> <b>L6AREB70UW</b>




0 dB = 2.150mW/g

	Document <b>Appendix B for the BlackBerry® Smartphone Model REA71UW/REB71UW SAR Report</b>			Page <b>120(147)</b>
	Author Data <b>Andrew Becker</b>	Dates of Test <b>August 4 – September 29, 2011</b>	Test Report No <b>RTS-5316-1109-53A</b>	FCC ID: <b>L6AREA70UW</b> <b>L6AREB70UW</b>

**Z axis plot for the worst case head configuration:**



	Document <b>Appendix B for the BlackBerry® Smartphone Model REA71UW/REB71UW SAR Report</b>			Page <b>121(147)</b>
	Author Data <b>Andrew Becker</b>	Dates of Test <b>August 4 – September 29, 2011</b>	Test Report No <b>RTS-5316-1109-53A</b>	FCC ID: <b>L6AREA70UW</b> <b>L6AREB70UW</b>

Date/Time: 9/1/2011 1:33:50 PM, Date/Time: 9/1/2011 1:38:54 PM

Test Laboratory: RIM Testing Services

**RightHandSide\_UMTS\_band\_IV\_low\_chan\_amb\_temp\_23.4\_liq\_temp\_2**

**2.6C**

**DUT: BlackBerry Smartphone; Type: Sample ; Serial: 28306B1F**

Communication System: WCDMA FDD IV; Frequency: 1712.4 MHz  
Medium parameters used (interpolated):  $f = 1712.4$  MHz;  $\sigma = 1.35$  mho/m;  $\epsilon_r = 41.103$ ;  $\rho = 1000$  kg/m<sup>3</sup>  
Phantom section: Right Section  
Measurement Standard: DASYS (IEEE/IEC/ANSI C63.19-2007)

DASY5 Configuration:

- Probe: ES3DV3 - SN3225; ConvF(5.26, 5.26, 5.26); Calibrated: 1/13/2011
- Sensor-Surface: 3mm (Mechanical Surface Detection)
- Electronics: DAE3 Sn472; Calibrated: 3/7/2011
- Phantom: SAM 1; Type: SAM 4.0; Serial: 1076
- Measurement SW: DASYS2, Version 52.6 (2); SEMCAD X Version 14.4.4 (2829)

**Configuration/Touch position -/Area Scan (51x81x1):** Measurement grid:  
dx=15mm, dy=15mm


[Info: Interpolated medium parameters used for SAR evaluation.](#)

Maximum value of SAR (interpolated) = 1.177 mW/g

**Configuration/Touch position -/Zoom Scan (5x5x7) (6x6x7)/Cube 0:**

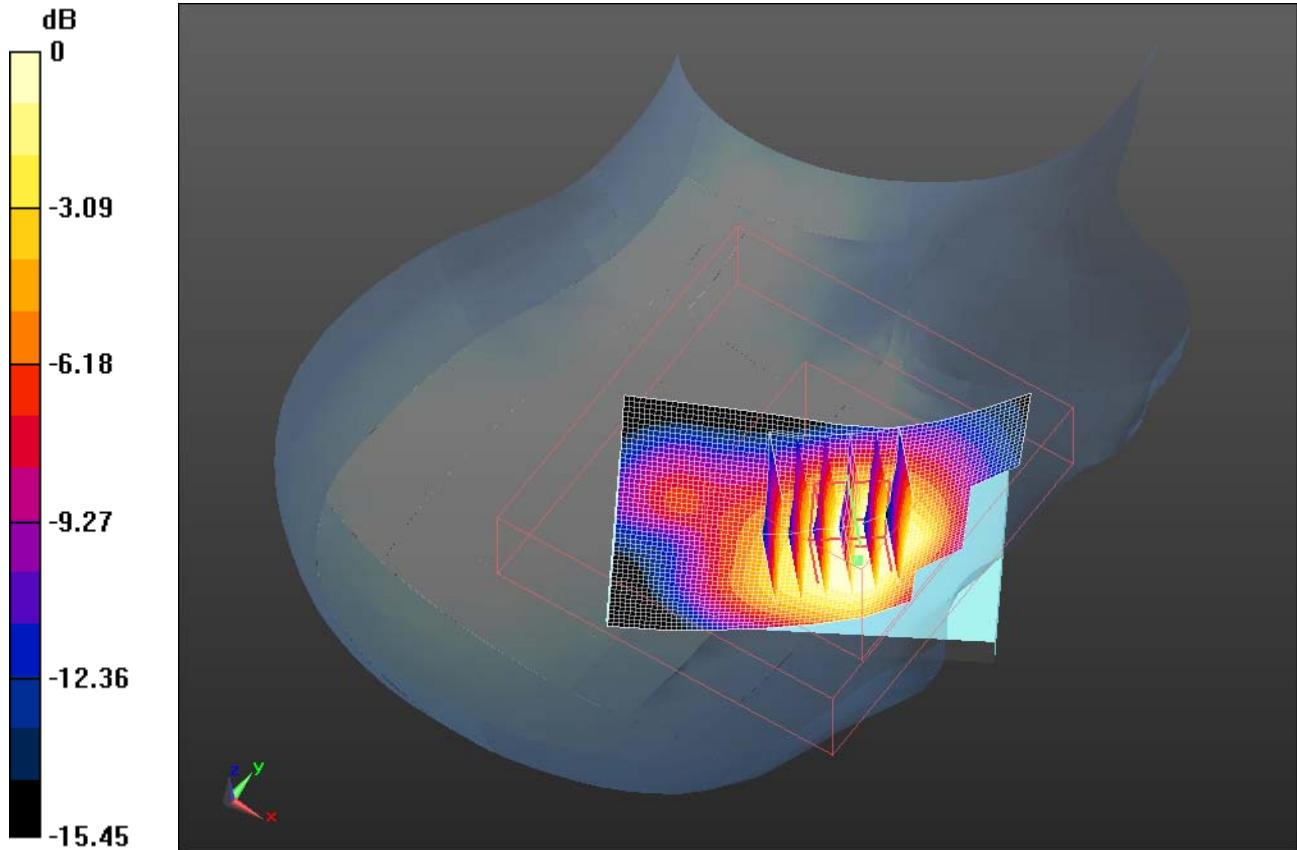
Measurement grid: dx=7.5mm, dy=7.5mm, dz=5mm  
Reference Value = 12.816 V/m; Power Drift = 0.11 dB  
Peak SAR (extrapolated) = 1.397 W/kg  
**SAR(1 g) = 0.967 mW/g; SAR(10 g) = 0.640 mW/g**




	Document <b>Appendix B for the BlackBerry® Smartphone Model REA71UW/REB71UW SAR Report</b>			Page <b>122(147)</b>
	Author Data <b>Andrew Becker</b>	Dates of Test <b>August 4 – September 29, 2011</b>	Test Report No <b>RTS-5316-1109-53A</b>	FCC ID: <b>L6AREA70UW</b> <b>L6AREB70UW</b>

Info: Interpolated medium parameters used for SAR evaluation.

Maximum value of SAR (measured) = 1.109 mW/g



0 dB = 1.110mW/g

	Document <b>Appendix B for the BlackBerry® Smartphone Model REA71UW/REB71UW SAR Report</b>			Page <b>123(147)</b>
	Author Data <b>Andrew Becker</b>	Dates of Test <b>August 4 – September 29, 2011</b>	Test Report No <b>RTS-5316-1109-53A</b>	FCC ID: <b>L6AREA70UW</b> <b>L6AREB70UW</b>

Date/Time: 9/1/2011 1:15:45 PM, Date/Time: 9/1/2011 1:21:54 PM

Test Laboratory: RIM Testing Services

**RightHandSide\_UMTS\_band\_IV\_mid\_chan\_amb\_temp\_23.4\_liq\_temp\_2**

**2.6C**

**DUT: BlackBerry Smartphone; Type: Sample ; Serial: 28306B1F**

Communication System: WCDMA FDD IV; Frequency: 1732.6 MHz

Medium parameters used (interpolated):  $f = 1732.6$  MHz;  $\sigma = 1.369$  mho/m;  $\epsilon_r = 41.106$ ;  
 $\rho = 1000$  kg/m<sup>3</sup>

Phantom section: Right Section

Measurement Standard: DASYS (IEEE/IEC/ANSI C63.19-2007)

DASY5 Configuration:

- Probe: ES3DV3 - SN3225; ConvF(5.26, 5.26, 5.26); Calibrated: 1/13/2011
- Sensor-Surface: 3mm (Mechanical Surface Detection)
- Electronics: DAE3 Sn472; Calibrated: 3/7/2011
- Phantom: SAM 1; Type: SAM 4.0; Serial: 1076
- Measurement SW: DASYS2, Version 52.6 (2); SEMCAD X Version 14.4.4 (2829)

**Configuration/Touch position -/Area Scan (51x81x1):** Measurement grid:  
dx=15mm, dy=15mm

[Info: Interpolated medium parameters used for SAR evaluation.](#)

Maximum value of SAR (interpolated) = 1.242 mW/g

**Configuration/Touch position -/Zoom Scan (5x5x7) (6x6x7)/Cube 0:**

Measurement grid: dx=7.5mm, dy=7.5mm, dz=5mm


Reference Value = 13.300 V/m; Power Drift = -0.06 dB

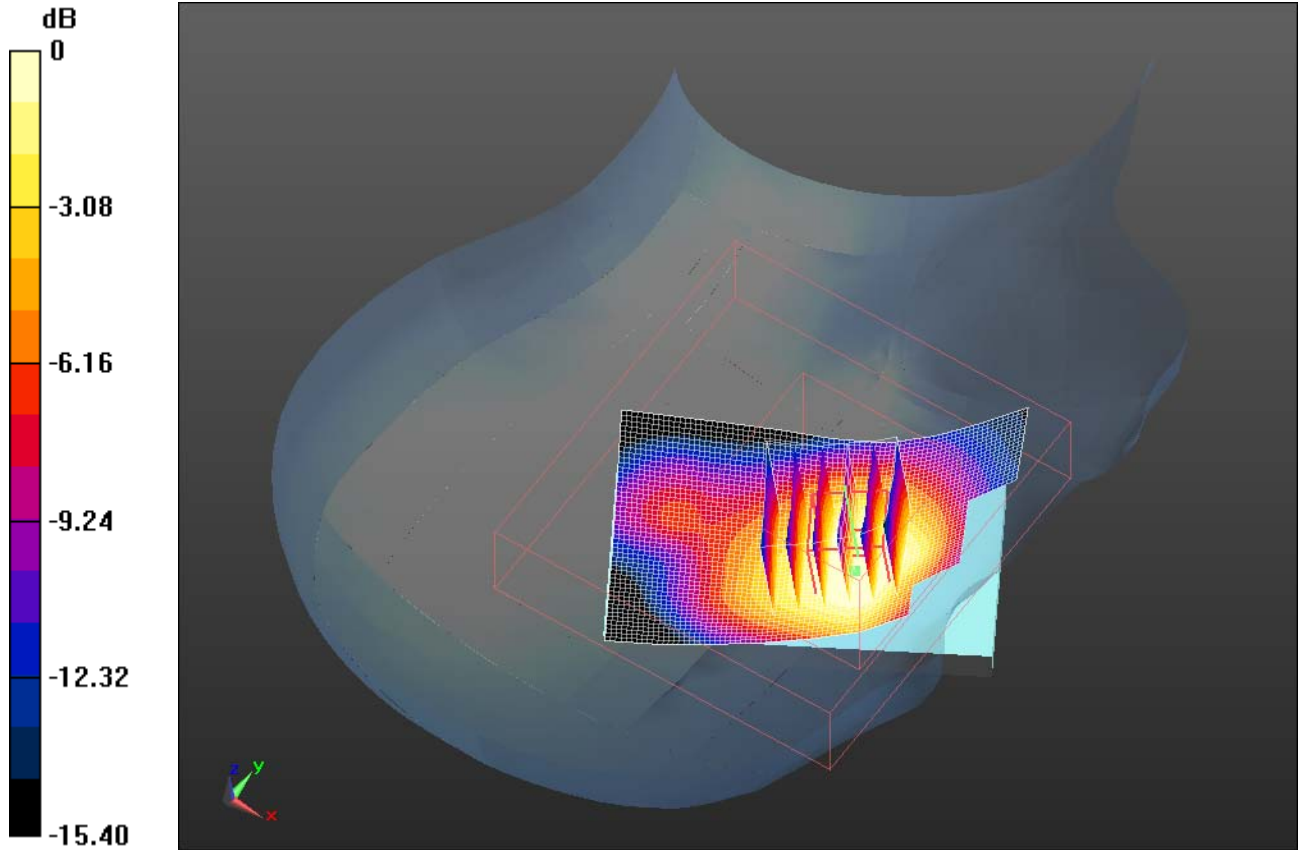
Peak SAR (extrapolated) = 1.467 W/kg

**SAR(1 g) = 1.01 mW/g; SAR(10 g) = 0.668 mW/g**


[Info: Interpolated medium parameters used for SAR evaluation.](#)

Maximum value of SAR (measured) = 1.155 mW/g

	Document <b>Appendix B for the BlackBerry® Smartphone Model REA71UW/REB71UW SAR Report</b>			Page <b>124(147)</b>
	Author Data <b>Andrew Becker</b>	Dates of Test <b>August 4 – September 29, 2011</b>	Test Report No <b>RTS-5316-1109-53A</b>	FCC ID: <b>L6AREA70UW</b> <b>L6AREB70UW</b>



0 dB = 1.150mW/g

	Document <b>Appendix B for the BlackBerry® Smartphone Model REA71UW/REB71UW SAR Report</b>			Page <b>125(147)</b>
	Author Data <b>Andrew Becker</b>	Dates of Test <b>August 4 – September 29, 2011</b>	Test Report No <b>RTS-5316-1109-53A</b>	FCC ID: <b>L6AREA70UW</b> <b>L6AREB70UW</b>

Date/Time: 9/9/2011 2:49:14 PM

Test Laboratory: RIM Testing Services

**Volume\_Scan\_RightHandSide\_UMTS\_band\_IV\_mid\_chan\_amb\_temp\_2  
4.5\_liq\_temp\_23.0C**

**DUT: BlackBerry Smartphone; Type: Sample ; Serial: 28306B1F**

Communication System: WCDMA FDD IV; Frequency: 1732.6 MHz  
Medium parameters used (interpolated):  $f = 1732.6$  MHz;  $\sigma = 1.338$  mho/m;  $\epsilon_r = 39.408$ ;  
 $\rho = 1000$  kg/m<sup>3</sup>  
Phantom section: Right Section  
Measurement Standard: DASYS (IEEE/IEC/ANSI C63.19-2007)

DASY5 Configuration:


- Probe: ES3DV3 - SN3225; ConvF(5.26, 5.26, 5.26); Calibrated: 1/13/2011
- Sensor-Surface: 3mm (Mechanical Surface Detection)
- Electronics: DAE3 Sn472; Calibrated: 3/7/2011
- Phantom: SAM 1; Type: SAM 4.0; Serial: 1076
- Measurement SW: DASYS2, Version 52.6 (2); SEMCAD X Version 14.4.4 (2829)

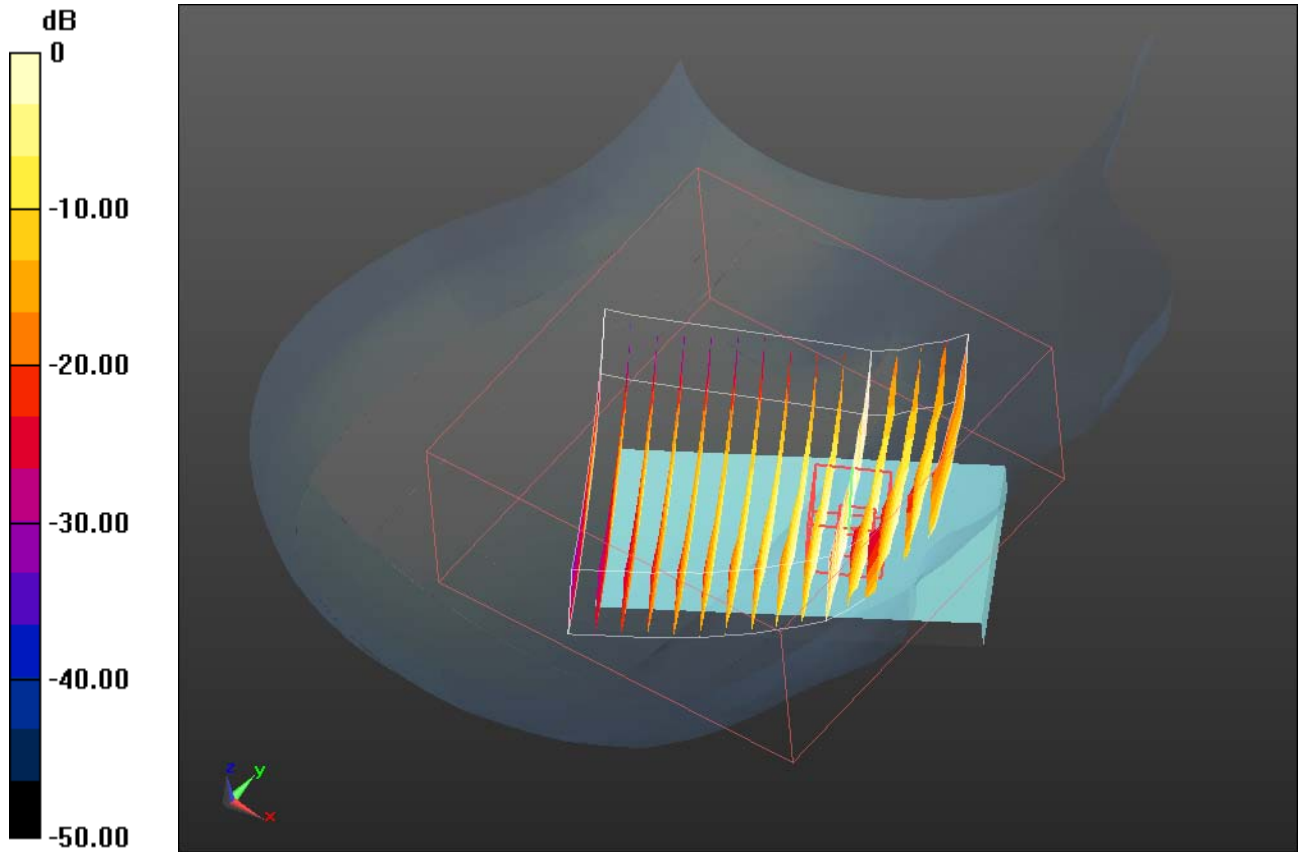
**Configuration/Touch position - 2/Zoom Scan (5x5x7) 2 (13x15x7)/Cube 0:**

Measurement grid: dx=7.5mm, dy=7.5mm, dz=5mm  
Reference Value = 12.661 V/m; Power Drift = 0.65 dB  
Peak SAR (extrapolated) = 1.543 W/kg  
**SAR(1 g) = 1.04 mW/g; SAR(10 g) = 0.681 mW/g**


[Info: Interpolated medium parameters used for SAR evaluation.](#)

Maximum value of SAR (measured) = 1.186 mW/g

	Document <b>Appendix B for the BlackBerry® Smartphone Model REA71UW/REB71UW SAR Report</b>			Page <b>126(147)</b>
	Author Data <b>Andrew Becker</b>	Dates of Test <b>August 4 – September 29, 2011</b>	Test Report No <b>RTS-5316-1109-53A</b>	FCC ID: <b>L6AREA70UW</b> <b>L6AREB70UW</b>



0 dB = 1.190mW/g

	Document <b>Appendix B for the BlackBerry® Smartphone Model REA71UW/REB71UW SAR Report</b>			Page <b>127(147)</b>
	Author Data <b>Andrew Becker</b>	Dates of Test <b>August 4 – September 29, 2011</b>	Test Report No <b>RTS-5316-1109-53A</b>	FCC ID: <b>L6AREA70UW</b> <b>L6AREB70UW</b>

Date/Time: 9/1/2011 1:49:18 PM, Date/Time: 9/1/2011 1:54:23 PM

Test Laboratory: RIM Testing Services

## RightHandSide\_UMTS\_band\_IV\_high\_chan\_amb\_temp\_23.3\_liq\_temp\_22.5C

**DUT: BlackBerry Smartphone; Type: Sample ; Serial: 28306B1F**

Communication System: WCDMA FDD IV; Frequency: 1752.6 MHz  
Medium parameters used (interpolated):  $f = 1752.6$  MHz;  $\sigma = 1.387$  mho/m;  $\epsilon_r = 40.966$ ;  
 $\rho = 1000$  kg/m<sup>3</sup>  
Phantom section: Right Section  
Measurement Standard: DASYS (IEEE/IEC/ANSI C63.19-2007)

DASY5 Configuration:

- Probe: ES3DV3 - SN3225; ConvF(5.26, 5.26, 5.26); Calibrated: 1/13/2011
- Sensor-Surface: 3mm (Mechanical Surface Detection)
- Electronics: DAE3 Sn472; Calibrated: 3/7/2011
- Phantom: SAM 1; Type: SAM 4.0; Serial: 1076
- Measurement SW: DASYS2, Version 52.6 (2); SEMCAD X Version 14.4.4 (2829)

**Configuration/Touch position -/Area Scan (51x81x1):** Measurement grid:  
dx=15mm, dy=15mm

[Info: Interpolated medium parameters used for SAR evaluation.](#)


Maximum value of SAR (interpolated) = 1.204 mW/g

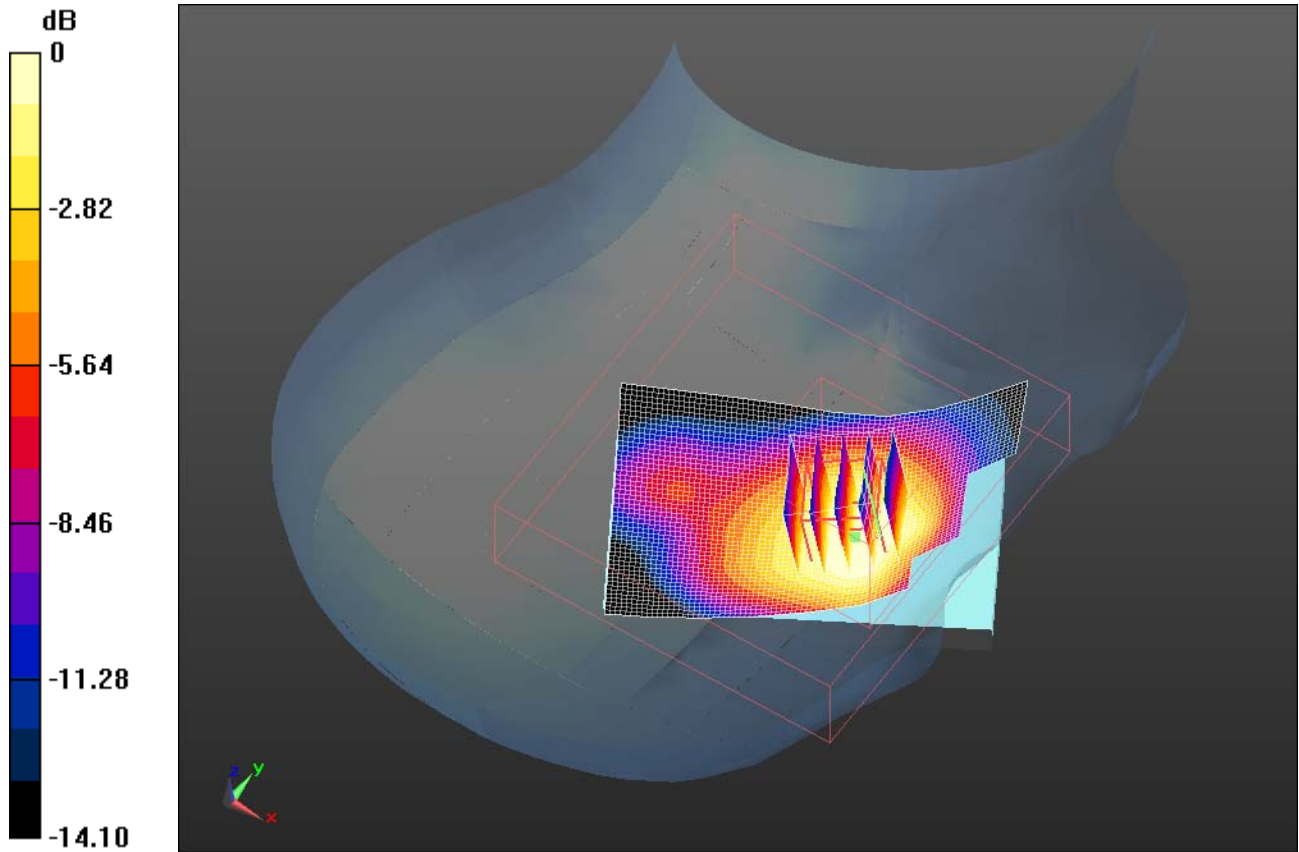
**Configuration/Touch position -/Zoom Scan (5x5x7) (5x5x7)/Cube 0:**

Measurement grid: dx=7.5mm, dy=7.5mm, dz=5mm  
Reference Value = 13.565 V/m; Power Drift = 0.07 dB  
Peak SAR (extrapolated) = 1.473 W/kg  
**SAR(1 g) = 1 mW/g; SAR(10 g) = 0.655 mW/g**

[Info: Interpolated medium parameters used for SAR evaluation.](#)


Maximum value of SAR (measured) = 1.142 mW/g

	Document <b>Appendix B for the BlackBerry® Smartphone Model REA71UW/REB71UW SAR Report</b>			Page <b>128(147)</b>
	Author Data <b>Andrew Becker</b>	Dates of Test <b>August 4 – September 29, 2011</b>	Test Report No <b>RTS-5316-1109-53A</b>	FCC ID: <b>L6AREA70UW</b> <b>L6AREB70UW</b>



0 dB = 1.140mW/g



	Document <b>Appendix B for the BlackBerry® Smartphone Model REA71UW/REB71UW SAR Report</b>			Page <b>129(147)</b>
	Author Data <b>Andrew Becker</b>	Dates of Test <b>August 4 – September 29, 2011</b>	Test Report No <b>RTS-5316-1109-53A</b>	FCC ID: <b>L6AREA70UW</b> <b>L6AREB70UW</b>

Date/Time: 9/1/2011 2:09:18 PM, Date/Time: 9/1/2011 2:14:24 PM

Test Laboratory: RIM Testing Services

**RightHandSide\_Tilt\_UMTS\_band\_IV\_mid\_chan\_amb\_temp\_23.3\_liq\_temp\_22.5C**

**DUT: BlackBerry Smartphone; Type: Sample ; Serial: 28306B1F**

Communication System: WCDMA FDD IV; Frequency: 1732.6 MHz  
Medium parameters used (interpolated):  $f = 1732.6$  MHz;  $\sigma = 1.369$  mho/m;  $\epsilon_r = 41.106$ ;  
 $\rho = 1000$  kg/m<sup>3</sup>  
Phantom section: Right Section  
Measurement Standard: DASYS (IEEE/IEC/ANSI C63.19-2007)

DASY5 Configuration:


- Probe: ES3DV3 - SN3225; ConvF(5.26, 5.26, 5.26); Calibrated: 1/13/2011
- Sensor-Surface: 3mm (Mechanical Surface Detection)
- Electronics: DAE3 Sn472; Calibrated: 3/7/2011
- Phantom: SAM 1; Type: SAM 4.0; Serial: 1076
- Measurement SW: DASY52, Version 52.6 (2); SEMCAD X Version 14.4.4 (2829)

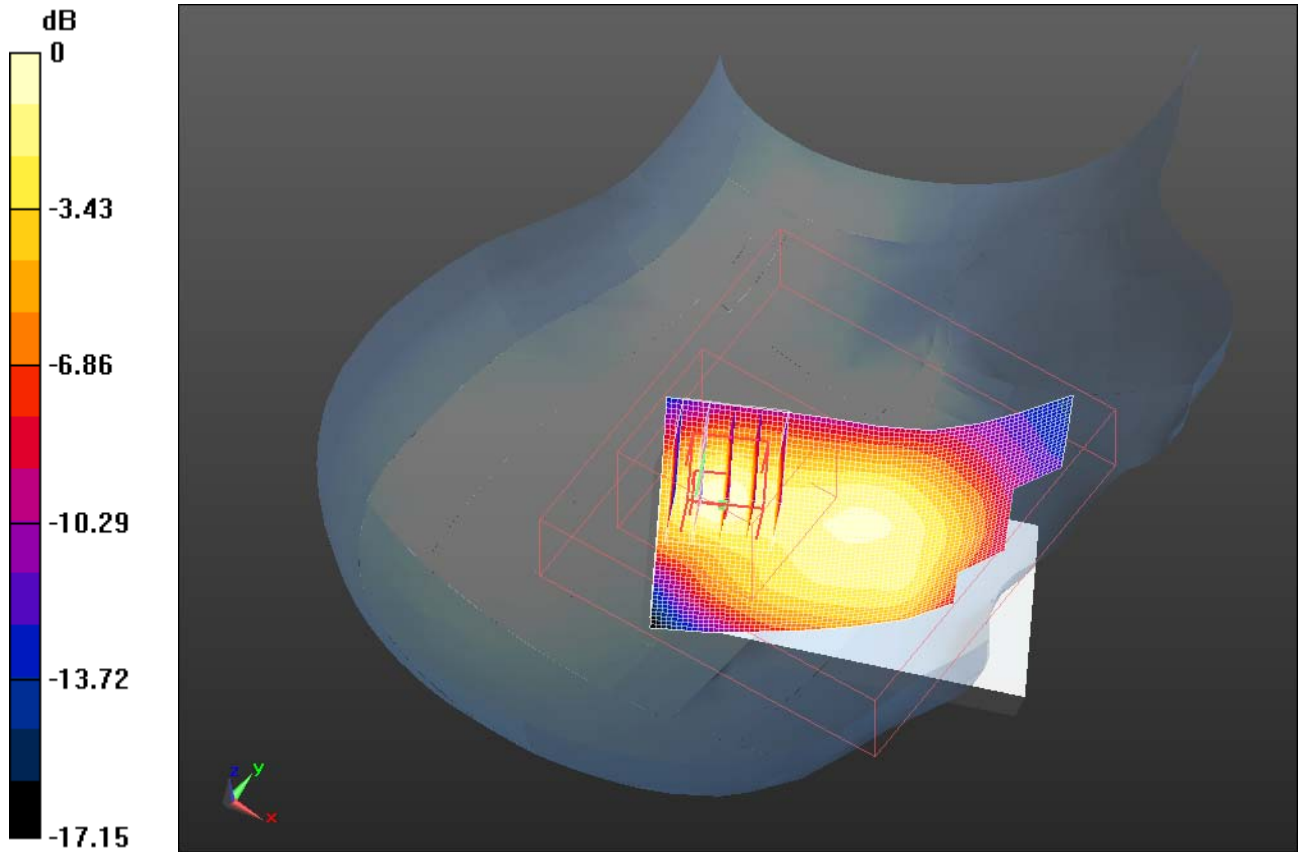
**Configuration/Touch position -/Area Scan (51x81x1):** Measurement grid:  
dx=15mm, dy=15mm

[Info: Interpolated medium parameters used for SAR evaluation.](#)  
Maximum value of SAR (interpolated) = 0.526 mW/g


**Configuration/Touch position -/Zoom Scan (5x5x7) (5x5x7)/Cube 0:**  
Measurement grid: dx=7.5mm, dy=7.5mm, dz=5mm  
Reference Value = 18.866 V/m; Power Drift = 0.02 dB  
Peak SAR (extrapolated) = 0.702 W/kg  
**SAR(1 g) = 0.426 mW/g; SAR(10 g) = 0.250 mW/g**

[Info: Interpolated medium parameters used for SAR evaluation.](#)  
Maximum value of SAR (measured) = 0.517 mW/g

	Document <b>Appendix B for the BlackBerry® Smartphone Model REA71UW/REB71UW</b> <b>SAR Report</b>			Page <b>130(147)</b>
	Author Data <b>Andrew Becker</b>	Dates of Test <b>August 4 – September 29, 2011</b>	Test Report No <b>RTS-5316-1109-53A</b>	FCC ID: <b>L6AREA70UW</b> <b>L6AREB70UW</b>



0 dB = 0.520mW/g

	Document <b>Appendix B for the BlackBerry® Smartphone Model REA71UW/REB71UW SAR Report</b>			Page <b>131(147)</b>
	Author Data <b>Andrew Becker</b>	Dates of Test <b>August 4 – September 29, 2011</b>	Test Report No <b>RTS-5316-1109-53A</b>	FCC ID: <b>L6AREA70UW</b> <b>L6AREB70UW</b>

Date/Time: 9/1/2011 3:01:58 PM, Date/Time: 9/1/2011 3:06:59 PM

Test Laboratory: RIM Testing Services

**LeftHandSide\_UMTS\_band\_IV\_low\_chan\_amb\_temp\_23.5\_liq\_temp\_22.7C**

**DUT: BlackBerry Smartphone; Type: Sample ; Serial: 28306B1F**

Communication System: WCDMA FDD IV; Frequency: 1712.4 MHz  
Medium parameters used (interpolated):  $f = 1712.4$  MHz;  $\sigma = 1.35$  mho/m;  $\epsilon_r = 41.103$ ;  $\rho = 1000$  kg/m<sup>3</sup>  
Phantom section: Left Section  
Measurement Standard: DASYS5 (IEEE/IEC/ANSI C63.19-2007)

DASY5 Configuration:

- Probe: ES3DV3 - SN3225; ConvF(5.26, 5.26, 5.26); Calibrated: 1/13/2011
- Sensor-Surface: 3mm (Mechanical Surface Detection)
- Electronics: DAE3 Sn472; Calibrated: 3/7/2011
- Phantom: SAM 1; Type: SAM 4.0; Serial: 1076
- Measurement SW: DASYS2, Version 52.6 (2); SEMCAD X Version 14.4.4 (2829)

**Configuration/Touch position -/Area Scan (51x81x1):** Measurement grid: dx=15mm, dy=15mm

[Info: Interpolated medium parameters used for SAR evaluation.](#)  
Maximum value of SAR (interpolated) = 1.578 mW/g

**Configuration/Touch position -/Zoom Scan (5x5x7) (6x6x7)/Cube 0:**  
Measurement grid: dx=7.5mm, dy=7.5mm, dz=5mm  
Reference Value = 10.564 V/m; Power Drift = 0.12 dB  
Peak SAR (extrapolated) = 2.307 W/kg  
**SAR(1 g) = 1.34 mW/g; SAR(10 g) = 0.792 mW/g**

[Info: Interpolated medium parameters used for SAR evaluation.](#)  
Maximum value of SAR (measured) = 1.588 mW/g


Author Data  
**Andrew Becker**

Dates of Test  
**August 4 – September 29, 2011**


Test Report No  
**RTS-5316-1109-53A**

FCC ID:  
**L6AREA70UW**  
**L6AREB70UW**

IC ID  
**2503A-REA70UW**  
**2503A-REB70UW**



0 dB = 1.590mW/g

	Document <b>Appendix B for the BlackBerry® Smartphone Model REA71UW/REB71UW</b> <b>SAR Report</b>			Page <b>133(147)</b>
	Author Data <b>Andrew Becker</b>	Dates of Test <b>August 4 – September 29, 2011</b>	Test Report No <b>RTS-5316-1109-53A</b>	FCC ID: <b>L6AREA70UW</b> <b>L6AREB70UW</b>

Date/Time: 9/1/2011 2:45:36 PM, Date/Time: 9/1/2011 2:50:37 PM

Test Laboratory: RIM Testing Services

**LeftHandSide\_UMTS\_band\_IV\_mid\_chan\_amb\_temp\_23.5\_liq\_temp\_22**  
**.7C**

**DUT: BlackBerry Smartphone; Type: Sample ; Serial: 28306B1F**

Communication System: WCDMA FDD IV; Frequency: 1732.6 MHz  
Medium parameters used (interpolated):  $f = 1732.6$  MHz;  $\sigma = 1.369$  mho/m;  $\epsilon_r = 41.106$ ;  
 $\rho = 1000$  kg/m<sup>3</sup>  
Phantom section: Left Section  
Measurement Standard: DASYS5 (IEEE/IEC/ANSI C63.19-2007)

DASY5 Configuration:

- Probe: ES3DV3 - SN3225; ConvF(5.26, 5.26, 5.26); Calibrated: 1/13/2011
- Sensor-Surface: 3mm (Mechanical Surface Detection)
- Electronics: DAE3 Sn472; Calibrated: 3/7/2011
- Phantom: SAM 1; Type: SAM 4.0; Serial: 1076
- Measurement SW: DASY52, Version 52.6 (2); SEMCAD X Version 14.4.4 (2829)

**Configuration/Touch position -/Area Scan (51x81x1):** Measurement grid:  
dx=15mm, dy=15mm

[Info: Interpolated medium parameters used for SAR evaluation.](#)


Maximum value of SAR (interpolated) = 1.691 mW/g


**Configuration/Touch position -/Zoom Scan (5x5x7) (6x6x7)/Cube 0:**

Measurement grid: dx=7.5mm, dy=7.5mm, dz=5mm  
Reference Value = 10.755 V/m; Power Drift = 0.16 dB  
Peak SAR (extrapolated) = 2.493 W/kg  
**SAR(1 g) = 1.43 mW/g; SAR(10 g) = 0.829 mW/g**


[Info: Interpolated medium parameters used for SAR evaluation.](#)

Maximum value of SAR (measured) = 1.727 mW/g

	Document <b>Appendix B for the BlackBerry® Smartphone Model REA71UW/REB71UW SAR Report</b>			Page <b>134(147)</b>
	Author Data <b>Andrew Becker</b>	Dates of Test <b>August 4 – September 29, 2011</b>	Test Report No <b>RTS-5316-1109-53A</b>	FCC ID: <b>L6AREA70UW</b> <b>L6AREB70UW</b>



0 dB = 1.730mW/g

	Document <b>Appendix B for the BlackBerry® Smartphone Model REA71UW/REB71UW SAR Report</b>			Page <b>135(147)</b>
	Author Data <b>Andrew Becker</b>	Dates of Test <b>August 4 – September 29, 2011</b>	Test Report No <b>RTS-5316-1109-53A</b>	FCC ID: <b>L6AREA70UW</b> <b>L6AREB70UW</b>

Date/Time: 9/9/2011 12:49:23 PM

Test Laboratory: RIM Testing Services

## Volume\_Scan\_LeftHandSide\_UMTS\_band\_IV\_high\_chan\_amb\_temp\_2 3.4\_liq\_temp\_22.6C

**DUT: BlackBerry Smartphone; Type: Sample ; Serial: 28306B1F**

Communication System: WCDMA FDD IV; Frequency: 1752.6 MHz  
Medium parameters used (interpolated):  $f = 1752.6$  MHz;  $\sigma = 1.362$  mho/m;  $\epsilon_r = 39.213$ ;  
 $\rho = 1000$  kg/m<sup>3</sup>  
Phantom section: Left Section  
Measurement Standard: DASYS (IEEE/IEC/ANSI C63.19-2007)

DASY5 Configuration:

- Probe: ES3DV3 - SN3225; ConvF(5.26, 5.26, 5.26); Calibrated: 1/13/2011
- Sensor-Surface: 3mm (Mechanical Surface Detection)
- Electronics: DAE3 Sn472; Calibrated: 3/7/2011
- Phantom: SAM 1; Type: SAM 4.0; Serial: 1076
- Measurement SW: DASYS2, Version 52.6 (2); SEMCAD X Version 14.4.4 (2829)

### **Configuration/Touch position - 2/Volume Scan (13x15x7)/Cube 0:**

Measurement grid:  $dx=7.5$ mm,  $dy=7.5$ mm,  $dz=5$ mm  
Reference Value = 10.921 V/m; Power Drift = 0.03 dB  
Peak SAR (extrapolated) = 2.417 W/kg  
**SAR(1 g) = 1.4 mW/g; SAR(10 g) = 0.803 mW/g**

[Info: Interpolated medium parameters used for SAR evaluation.](#)

Maximum value of SAR (measured) = 1.702 mW/g



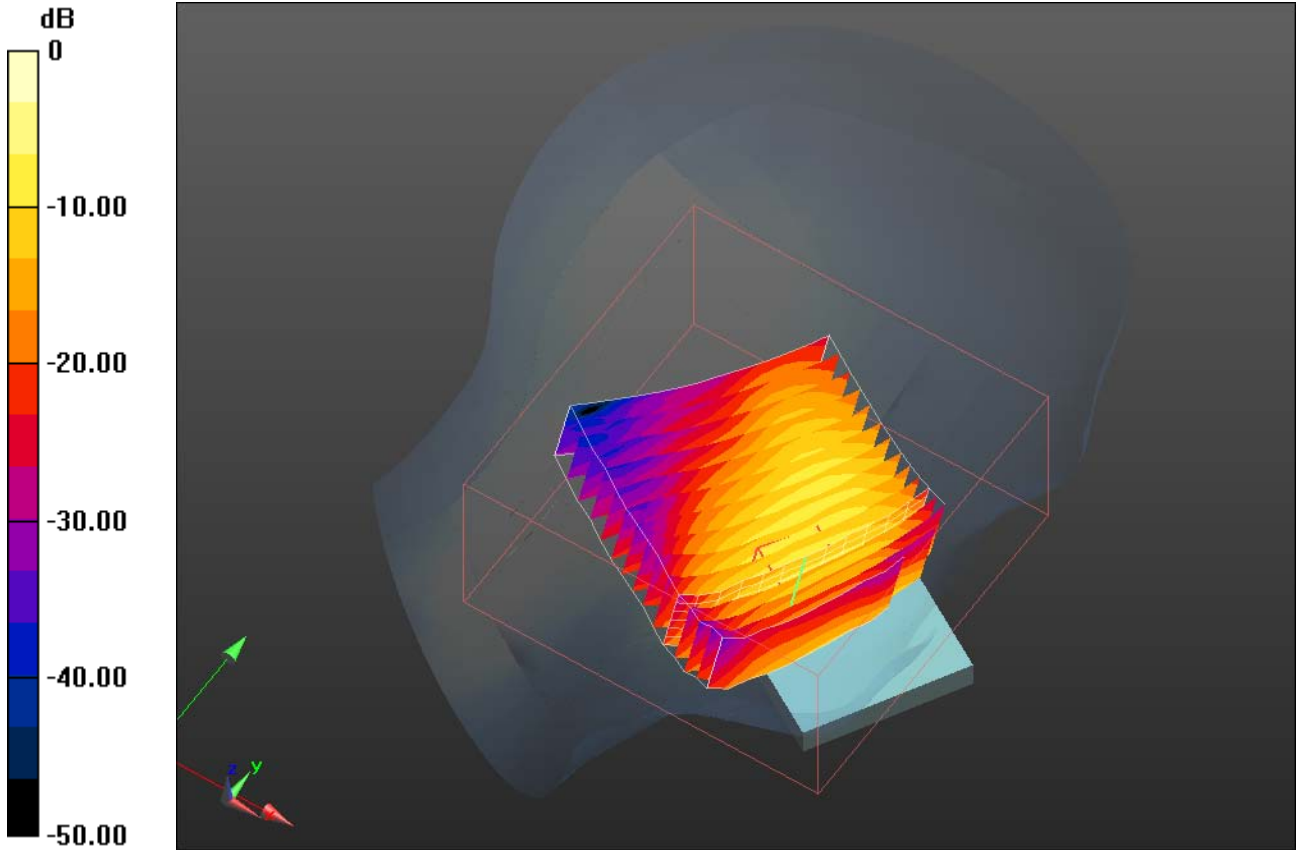
Author Data  
**Andrew Becker**

Dates of Test  
**August 4 – September 29, 2011**


Test Report No  
**RTS-5316-1109-53A**

FCC ID:  
**L6AREA70UW**  
**L6AREB70UW**

IC ID  
**2503A-REA70UW**  
**2503A-REB70UW**



0 dB = 1.700mW/g

	Document <b>Appendix B for the BlackBerry® Smartphone Model REA71UW/REB71UW</b> <b>SAR Report</b>			Page <b>137(147)</b>
	Author Data <b>Andrew Becker</b>	Dates of Test <b>August 4 – September 29, 2011</b>	Test Report No <b>RTS-5316-1109-53A</b>	FCC ID: <b>L6AREA70UW</b> <b>L6AREB70UW</b>

Date/Time: 9/1/2011 3:18:00 PM, Date/Time: 9/1/2011 3:23:00 PM

Test Laboratory: RIM Testing Services

**LeftHandSide\_UMTS\_band\_IV\_high\_chan\_amb\_temp\_23.4\_liq\_temp\_2**

**2.6C**

**DUT: BlackBerry Smartphone; Type: Sample ; Serial: 28306B1F**

Communication System: WCDMA FDD IV; Frequency: 1752.6 MHz

Medium parameters used (interpolated):  $f = 1752.6$  MHz;  $\sigma = 1.387$  mho/m;  $\epsilon_r = 40.966$ ;  
 $\rho = 1000$  kg/m<sup>3</sup>

Phantom section: Left Section

Measurement Standard: DASYS5 (IEEE/IEC/ANSI C63.19-2007)

DASY5 Configuration:

- Probe: ES3DV3 - SN3225; ConvF(5.26, 5.26, 5.26); Calibrated: 1/13/2011
- Sensor-Surface: 3mm (Mechanical Surface Detection)
- Electronics: DAE3 Sn472; Calibrated: 3/7/2011
- Phantom: SAM 1; Type: SAM 4.0; Serial: 1076
- Measurement SW: DASYS2, Version 52.6 (2); SEMCAD X Version 14.4.4 (2829)

**Configuration/Touch position -/Area Scan (51x81x1):** Measurement grid:  
dx=15mm, dy=15mm

[Info: Interpolated medium parameters used for SAR evaluation.](#)

Maximum value of SAR (interpolated) = 1.755 mW/g

**Configuration/Touch position -/Zoom Scan (5x5x7) (6x6x7)/Cube 0:**

Measurement grid: dx=7.5mm, dy=7.5mm, dz=5mm


Reference Value = 11.156 V/m; Power Drift = 0.07 dB


Peak SAR (extrapolated) = 2.580 W/kg

**SAR(1 g) = 1.47 mW/g; SAR(10 g) = 0.837 mW/g**


[Info: Interpolated medium parameters used for SAR evaluation.](#)

Maximum value of SAR (measured) = 1.769 mW/g

	Document <b>Appendix B for the BlackBerry® Smartphone Model REA71UW/REB71UW SAR Report</b>			Page <b>138(147)</b>
	Author Data <b>Andrew Becker</b>	Dates of Test <b>August 4 – September 29, 2011</b>	Test Report No <b>RTS-5316-1109-53A</b>	FCC ID: <b>L6AREA70UW</b> <b>L6AREB70UW</b>



0 dB = 1.770mW/g

	Document <b>Appendix B for the BlackBerry® Smartphone Model REA71UW/REB71UW</b> <b>SAR Report</b>			Page <b>139(147)</b>
	Author Data <b>Andrew Becker</b>	Dates of Test <b>August 4 – September 29, 2011</b>	Test Report No <b>RTS-5316-1109-53A</b>	FCC ID: <b>L6AREA70UW</b> <b>L6AREB70UW</b>

Date/Time: 9/1/2011 3:35:49 PM, Date/Time: 9/1/2011 3:40:49 PM, Date/Time:  
9/1/2011 3:46:48 PM

Test Laboratory: RIM Testing Services

**LeftHandSide\_Tilt\_UMTS\_band\_IV\_mid\_chan\_amb\_temp\_23.4\_liq\_tem  
p\_22.6C**

**DUT: BlackBerry Smartphone; Type: Sample ; Serial: 28306B1F**

Communication System: WCDMA FDD IV; Frequency: 1732.6 MHz  
Medium parameters used (interpolated):  $f = 1732.6$  MHz;  $\sigma = 1.369$  mho/m;  $\epsilon_r = 41.106$ ;  
 $\rho = 1000$  kg/m<sup>3</sup>  
Phantom section: Left Section  
Measurement Standard: DASYS5 (IEEE/IEC/ANSI C63.19-2007)

DASY5 Configuration:

- Probe: ES3DV3 - SN3225; ConvF(5.26, 5.26, 5.26); Calibrated: 1/13/2011
- Sensor-Surface: 3mm (Mechanical Surface Detection)
- Electronics: DAE3 Sn472; Calibrated: 3/7/2011
- Phantom: SAM 1; Type: SAM 4.0; Serial: 1076
- Measurement SW: DASYS2, Version 52.6 (2); SEMCAD X Version 14.4.4 (2829)

**Configuration/Touch position -/Area Scan (51x81x1):** Measurement grid:  
dx=15mm, dy=15mm


[Info: Interpolated medium parameters used for SAR evaluation.](#)

Maximum value of SAR (interpolated) = 0.663 mW/g

**Configuration/Touch position -/Zoom Scan (5x5x7) (5x5x7)/Cube 0:**

Measurement grid: dx=7.5mm, dy=7.5mm, dz=5mm  
Reference Value = 17.185 V/m; Power Drift = 0.02 dB  
Peak SAR (extrapolated) = 0.873 W/kg  
**SAR(1 g) = 0.523 mW/g; SAR(10 g) = 0.311 mW/g**

[Info: Interpolated medium parameters used for SAR evaluation.](#)

	Document <b>Appendix B for the BlackBerry® Smartphone Model REA71UW/REB71UW</b> <b>SAR Report</b>			Page <b>140(147)</b>
	Author Data <b>Andrew Becker</b>	Dates of Test <b>August 4 – September 29, 2011</b>	Test Report No <b>RTS-5316-1109-53A</b>	FCC ID: <b>L6AREA70UW</b> <b>L6AREB70UW</b>

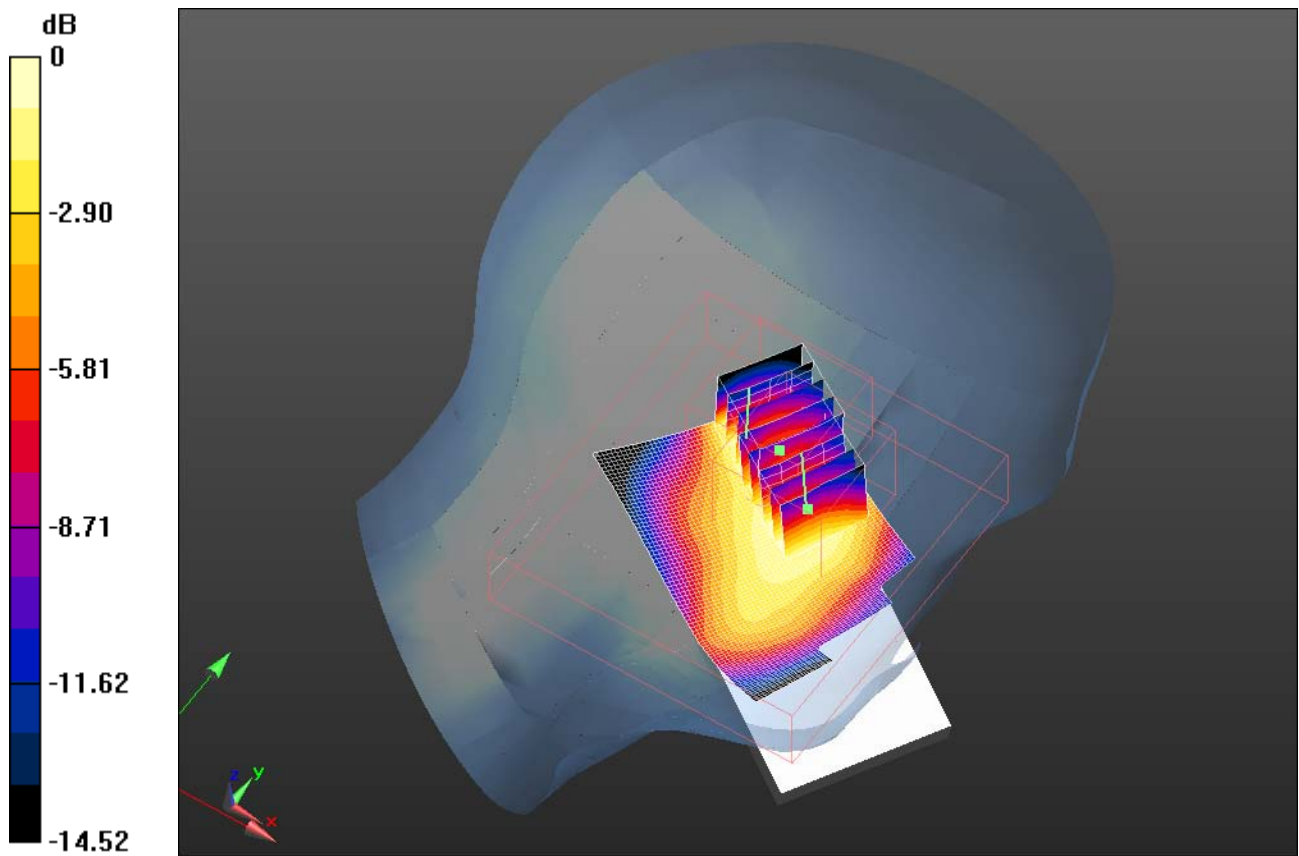
Maximum value of SAR (measured) = 0.617 mW/g

**Configuration/Touch position -/Zoom Scan (5x5x7) 2 (5x5x7)/Cube 0:**


Measurement grid: dx=7.5mm, dy=7.5mm, dz=5mm  
Reference Value = 17.185 V/m; Power Drift = 0.02 dB  
Peak SAR (extrapolated) = 0.673 W/kg  
**SAR(1 g) = 0.459 mW/g; SAR(10 g) = 0.299 mW/g**

[Info: Interpolated medium parameters used for SAR evaluation.](#)

Maximum value of SAR (measured) = 0.536 mW/g



0 dB = 0.540mW/g

	Document <b>Appendix B for the BlackBerry® Smartphone Model REA71UW/REB71UW SAR Report</b>			Page <b>141(147)</b>
	Author Data <b>Andrew Becker</b>	Dates of Test <b>August 4 – September 29, 2011</b>	Test Report No <b>RTS-5316-1109-53A</b>	FCC ID: <b>L6AREA70UW</b> <b>L6AREB70UW</b>

## Multi-Band Average SAR\_RHT\_UMTS\_band IV\_802.11b\_BT

### Multi-Band Configurations:

#### DASY Configuration for Configuration/Touch position - Volume Scan/Volume Scan:

Date/Time: 9/7/2011 8:48:37 PM

Test Laboratory: RIM Testing Services

File Name:

[Volume Scan RightHandSide 802.11b\\_high\\_chan\\_amb\\_temp\\_23.8\\_liq\\_temp\\_23.5C.da52:0](#)

**DUT: BlackBerry Smartphone; Type: Sample ; Serial: 27EB7923**

Communication System: 802.11 b (2450); Frequency: 2462 MHz; Duty Cycle: 1:1

Medium: 2450MHz Head Medium parameters used (interpolated):  $f = 2462 \text{ MHz}$ ;  $\sigma = 1.894 \text{ mho/m}$ ;  $\epsilon_r = 37.988$ ;  $\rho = 1000 \text{ kg/m}^3$

Phantom section: Right Section

Measurement Standard: DASY5 (IEEE/IEC/ANSI C63.19-2007)

- Probe: ES3DV3 - SN3225; ConvF(4.6, 4.6, 4.6); Calibrated: 1/13/2011
- Sensor-Surface: 3mm (Mechanical Surface Detection)
- Electronics: DAE3 Sn472; Calibrated: 3/7/2011
- Phantom: SAM 1; Type: SAM 4.0; Serial: 1076
- Measurement SW: DASY52, Version 52.6 (2)

#### DASY Configuration for Configuration/Touch position - Volume Scan/Volume Scan:

Date/Time: 9/8/2011 10:41:29 AM

Test Laboratory: RIM Testing Services


File Name:

[Volume Sscan RightHandSide Bluetooth\\_high\\_chan\\_amb\\_temp\\_24.2\\_liq\\_temp\\_22.4C.da52:0](#)

**DUT: BlackBerry Smartphone; Type: Sample ; Serial: 27EB7923**

Communication System: Bluetooth; Frequency: 2480 MHz; Duty Cycle: 1:1

Medium: 2450MHz Head Medium parameters used:  $f = 2480 \text{ MHz}$ ;  $\sigma = 1.914 \text{ mho/m}$ ;  $\epsilon_r = 37.887$ ;  $\rho = 1000 \text{ kg/m}^3$

	Document <b>Appendix B for the BlackBerry® Smartphone Model REA71UW/REB71UW SAR Report</b>			Page <b>142(147)</b>
	Author Data <b>Andrew Becker</b>	Dates of Test <b>August 4 – September 29, 2011</b>	Test Report No <b>RTS-5316-1109-53A</b>	FCC ID: <b>L6AREA70UW</b> <b>L6AREB70UW</b>

Phantom section: Right Section

Measurement Standard: DASYS (IEEE/IEC/ANSI C63.19-2007)

- Probe: ES3DV3 - SN3225; ConvF(4.6, 4.6, 4.6); Calibrated: 1/13/2011
- Sensor-Surface: 3mm (Mechanical Surface Detection)
- Electronics: DAE3 Sn472; Calibrated: 3/7/2011
- Phantom: SAM 1; Type: SAM 4.0; Serial: 1076
- Measurement SW: DASYS2, Version 52.6 (2)

### **DASY Configuration for Configuration/Touch position - 2/Zoom Scan (5x5x7) 2:**

Date/Time: 9/9/2011 2:49:14 PM

Test Laboratory: RIM Testing Services

File Name:

[Volume\\_Scan\\_RightHandSide\\_UMTS\\_band\\_IV\\_mid\\_chan\\_amb\\_temp\\_24.5\\_liq\\_temp\\_23.0C.da52:0](#)

**DUT: BlackBerry Smartphone; Type: Sample ; Serial: 27F38A38**

Communication System: WCDMA FDD IV; Frequency: 1732.6 MHz; Duty Cycle: 1:1

Medium: HSL1800 Medium parameters used (interpolated):  $f = 1732.6 \text{ MHz}$ ;  $\sigma = 1.338 \text{ mho/m}$ ;  $\epsilon_r = 39.408$ ;  $\rho = 1000 \text{ kg/m}^3$

Phantom section: Right Section

Measurement Standard: DASYS (IEEE/IEC/ANSI C63.19-2007)

- Probe: ES3DV3 - SN3225; ConvF(5.26, 5.26, 5.26); Calibrated: 1/13/2011
- Sensor-Surface: 3mm (Mechanical Surface Detection)
- Electronics: DAE3 Sn472; Calibrated: 3/7/2011
- Phantom: SAM 1; Type: SAM 4.0; Serial: 1076
- Measurement SW: DASYS2, Version 52.6 (2)

### **Multi Band Result:**

**SAR(1 g) = 1.1 mW/g; SAR(10 g) = 0.729 mW/g**

Maximum value of SAR (interpolated) = 1.590 mW/g



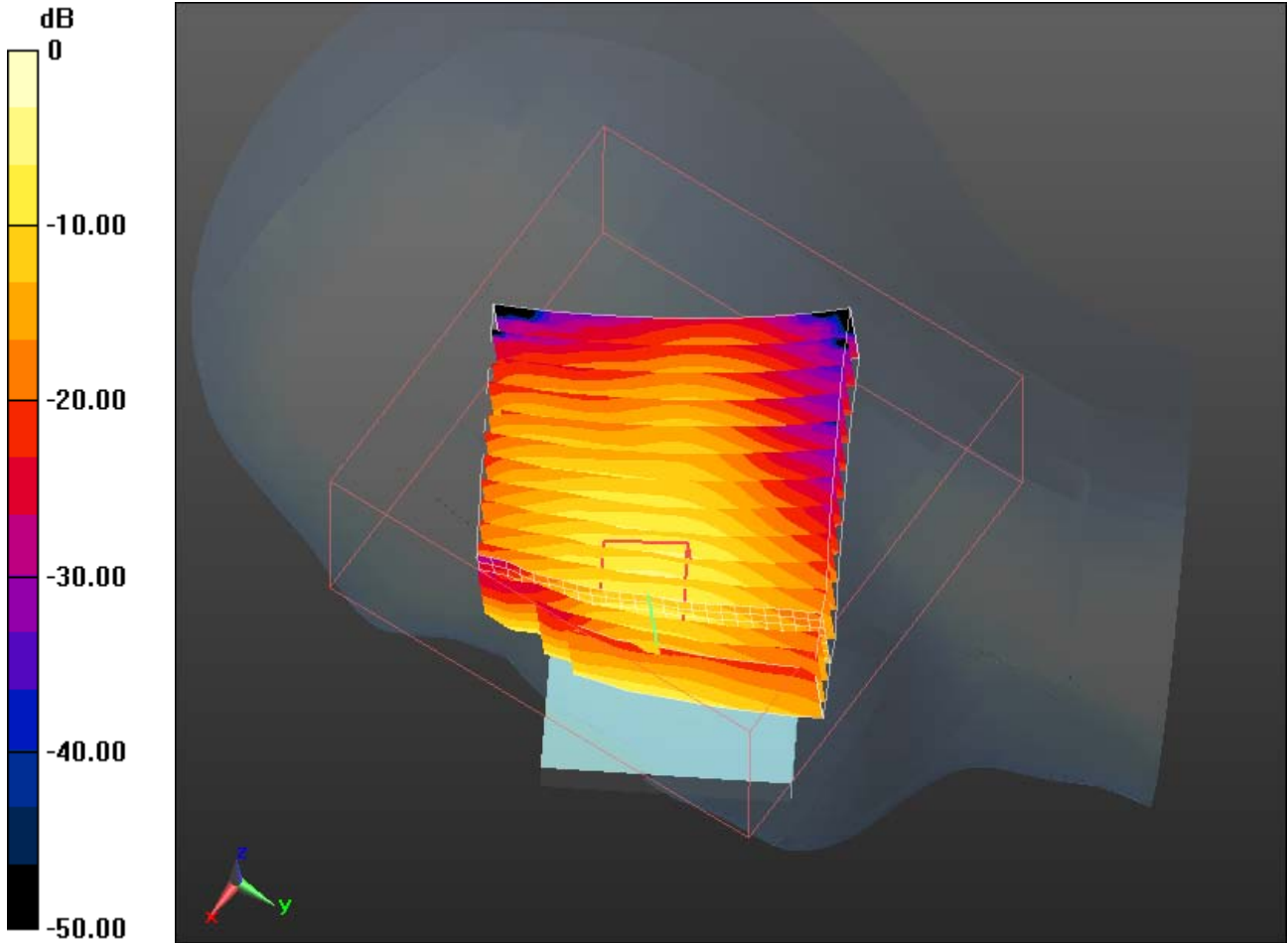
Author Data  
**Andrew Becker**

Dates of Test  
**August 4 – September 29, 2011**


Test Report No  
**RTS-5316-1109-53A**

FCC ID:  
**L6AREA70UW**  
**L6AREB70UW**

IC ID  
**2503A-REA70UW**  
**2503A-REB70UW**



0 dB = 1.590mW/g

	Document <b>Appendix B for the BlackBerry® Smartphone Model REA71UW/REB71UW SAR Report</b>			Page <b>144(147)</b>
	Author Data <b>Andrew Becker</b>	Dates of Test <b>August 4 – September 29, 2011</b>	Test Report No <b>RTS-5316-1109-53A</b>	FCC ID: <b>L6AREA70UW</b> <b>L6AREB70UW</b>

## Multi-Band Average SAR\_LHT\_UMTS\_band\_IV\_802.11b\_BT

### Multi-Band Configurations:

#### DASY Configuration for Configuration/Touch position - 2/Volume Scan:

Date/Time: 9/9/2011 12:49:23 PM

Test Laboratory: RIM Testing Services

File Name:

[Volume Scan LeftHandSide UMTS band IV high chan amb temp 23.4 liq temp 2 2.6C.da52:0](#)

**DUT: BlackBerry Smartphone; Type: Sample ; Serial: 27F38A38**

Communication System: WCDMA FDD IV; Frequency: 1752.6 MHz; Duty Cycle: 1:1

Medium: HSL1800 Medium parameters used (interpolated):  $f = 1752.6$  MHz;  $\sigma = 1.362$  mho/m;  $\epsilon_r = 39.213$ ;  $\rho = 1000$  kg/m<sup>3</sup>

Phantom section: Left Section

Measurement Standard: DASY5 (IEEE/IEC/ANSI C63.19-2007)

- Probe: ES3DV3 - SN3225; ConvF(5.26, 5.26, 5.26); Calibrated: 1/13/2011
- Sensor-Surface: 3mm (Mechanical Surface Detection)
- Electronics: DAE3 Sn472; Calibrated: 3/7/2011
- Phantom: SAM 1; Type: SAM 4.0; Serial: 1076
- Measurement SW: DASY52, Version 52.6 (2)

---

#### DASY Configuration for Configuration/Touch position Volume Scan/Volume Scan:

Date/Time: 9/7/2011 5:20:10 PM

Test Laboratory: RIM Testing Services

File Name:

[Volume Scan LeftHandSide 802.11b high chan amb temp 23.8 liq temp 23.2C.da5 2:0](#)


**DUT: BlackBerry Smartphone; Type: Sample ; Serial: 28302141**

Communication System: 802.11 b (2450); Frequency: 2462 MHz; Duty Cycle: 1:1

Medium: HSL2450 Medium parameters used (interpolated):  $f = 2462$  MHz;  $\sigma = 1.894$  mho/m;  $\epsilon_r = 37.988$ ;  $\rho = 1000$  kg/m<sup>3</sup>

Phantom section: Left Section

Measurement Standard: DASY5 (IEEE/IEC/ANSI C63.19-2007)

	Document <b>Appendix B for the BlackBerry® Smartphone Model REA71UW/REB71UW SAR Report</b>			Page <b>145(147)</b>
	Author Data <b>Andrew Becker</b>	Dates of Test <b>August 4 – September 29, 2011</b>	Test Report No <b>RTS-5316-1109-53A</b>	FCC ID: <b>L6AREA70UW</b> <b>L6AREB70UW</b>

- Probe: ES3DV3 - SN3225; ConvF(4.6, 4.6, 4.6); Calibrated: 1/13/2011
- Sensor-Surface: 3mm (Mechanical Surface Detection)
- Electronics: DAE3 Sn472; Calibrated: 3/7/2011
- Phantom: SAM 1; Type: SAM 4.0; Serial: 1076
- Measurement SW: DASY52, Version 52.6 (2)

### **DASY Configuration for Configuration/Touch position Volume Scan/Volume Scan:**

Date/Time: 9/8/2011 11:40:12 AM

Test Laboratory: RIM Testing Services

File Name:

[Volume\\_Scan\\_LeftHandSide\\_Bluetooth\\_high\\_chan\\_amb\\_temp\\_24.8\\_liq\\_temp\\_22.5C.d a52:0](#)

**DUT: BlackBerry Smartphone; Type: Sample ; Serial: 27EB7923**

Communication System: Bluetooth; Frequency: 2480 MHz; Duty Cycle: 1:1

Medium: HSL2450 Medium parameters used:  $f = 2480 \text{ MHz}$ ;  $\sigma = 1.914 \text{ mho/m}$ ;  $\epsilon_r = 37.887$ ;  $\rho = 1000 \text{ kg/m}^3$

Phantom section: Left Section


Measurement Standard: DASY5 (IEEE/IEC/ANSI C63.19-2007)

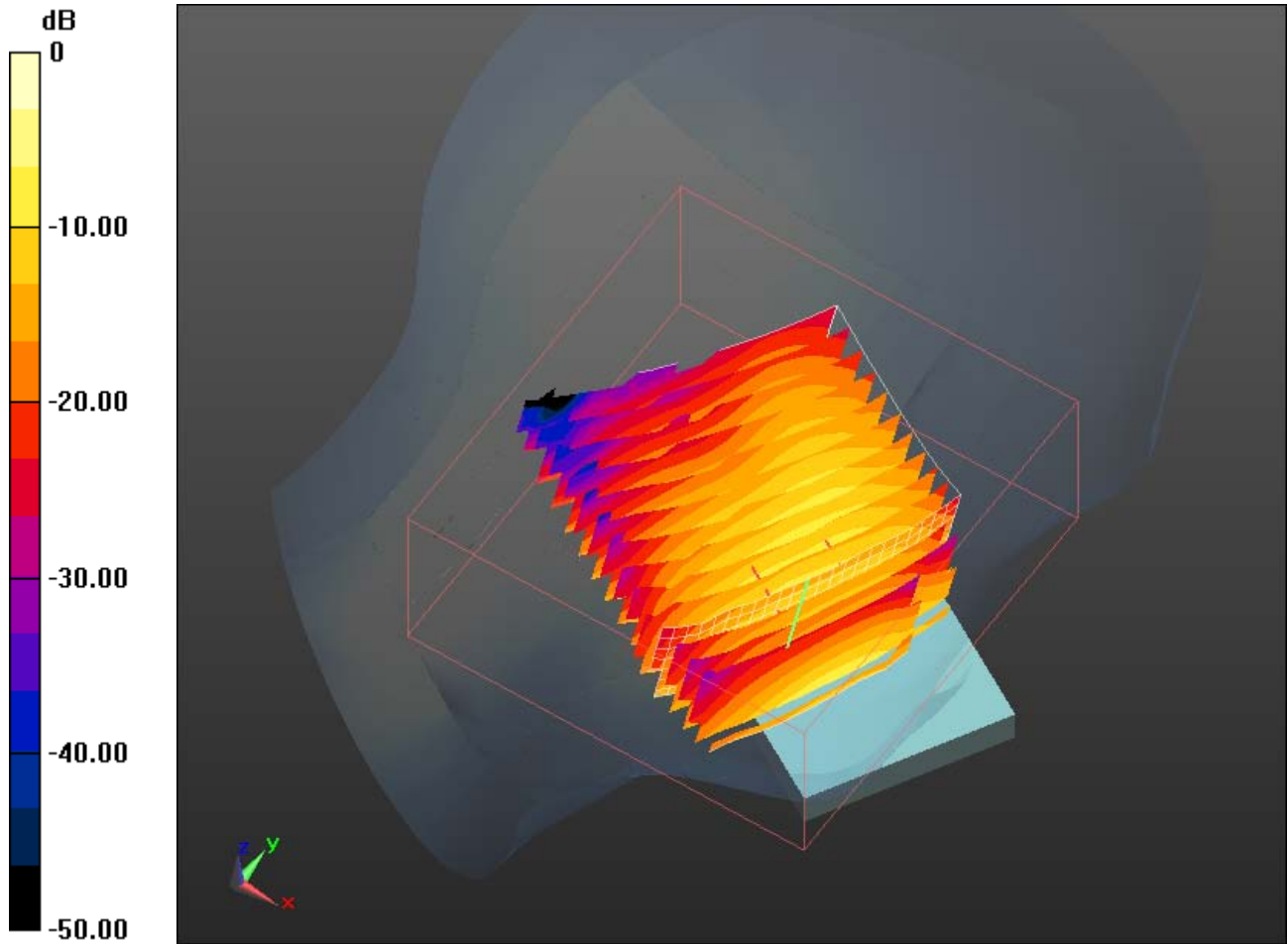
- Probe: ES3DV3 - SN3225; ConvF(4.6, 4.6, 4.6); Calibrated: 1/13/2011
- Sensor-Surface: 3mm (Mechanical Surface Detection)
- Electronics: DAE3 Sn472; Calibrated: 3/7/2011
- Phantom: SAM 1; Type: SAM 4.0; Serial: 1076
- Measurement SW: DASY52, Version 52.6 (2)

### **Multi Band Result:**


**SAR(1 g) = 1.47 mW/g; SAR(10 g) = 0.863 mW/g**

Maximum value of SAR (interpolated) = 2.487 mW/g

	Document <b>Appendix B for the BlackBerry® Smartphone Model REA71UW/REB71UW SAR Report</b>			Page <b>146(147)</b>
	Author Data <b>Andrew Becker</b>	Dates of Test <b>August 4 – September 29, 2011</b>	Test Report No <b>RTS-5316-1109-53A</b>	FCC ID: <b>L6AREA70UW</b> <b>L6AREB70UW</b>



0 dB = 2.490mW/g

	Document <b>Appendix B for the BlackBerry® Smartphone Model REA71UW/REB71UW SAR Report</b>			Page <b>147(147)</b>
	Author Data <b>Andrew Becker</b>	Dates of Test <b>August 4 – September 29, 2011</b>	Test Report No <b>RTS-5316-1109-53A</b>	FCC ID: <b>L6AREA70UW</b> <b>L6AREB70UW</b>

**Z axis plot for the worst case head configuration:**

