
	Document <b>Appendix C for the BlackBerry® Smartphone Model REA71UW SAR Report</b>			Page <b>1(44)</b>
Author Data <b>Andrew Becker</b>	Dates of Test <b>August 4 – September 29, 2011</b>	Test Report No <b>RTS-5316-1109-53</b>	FCC ID: <b>L6AREA70UW</b>	IC ID <b>2503A-REA70UW</b>

## APPENDIX C: SAR DISTRIBUTION PLOTS FOR BODY-WORN CONFIGURATION

	Document <b>Appendix C for the BlackBerry® Smartphone Model REA71UW SAR Report</b>			Page <b>2(44)</b>
Author Data <b>Andrew Becker</b>	Dates of Test <b>August 4 – September 29, 2011</b>	Test Report No <b>RTS-5316-1109-53</b>	FCC ID: <b>L6AREA70UW</b>	IC ID <b>2503A-REA70UW</b>

Date/Time: 8/5/2011 10:24:15 AM, Date/Time: 8/5/2011 10:31:11 AM

Test Laboratory: RIM Testing Services

**15mm\_Spacer\_Back\_GPRS850\_mid\_chan\_amb\_temp\_23.9\_liq\_temp\_2  
2.9C**

**DUT: BlackBerry Smartphone; Type: Sample ; Serial: 27EB7923**

Communication System: GPRS 850; Frequency: 836.8 MHz; Duty Cycle: 1:4.19952  
Medium parameters used (interpolated):  $f = 836.8 \text{ MHz}$ ;  $\sigma = 0.998 \text{ mho/m}$ ;  $\epsilon_r = 54.587$ ;  $\rho = 1000 \text{ kg/m}^3$   
Phantom section: Flat Section  
Measurement Standard: DASY5 (IEEE/IEC/ANSI C63.19-2007)

DASY4 Configuration:

- Probe: ES3DV3 - SN3225; ConvF(6.3, 6.3, 6.3); Calibrated: 1/13/2011
- Sensor-Surface: 3mm (Mechanical Surface Detection)
- Electronics: DAE3 Sn472; Calibrated: 3/7/2011
- Phantom: SAM 2; Type: SAM 4.0; Serial: 1080
- ; SEMCAD X Version 14.4.4 (2829)

**Configuration/Touch position -/Area Scan (61x91x1):** Measurement grid:  
dx=15mm, dy=15mm

[Info: Interpolated medium parameters used for SAR evaluation.](#)


Maximum value of SAR (interpolated) = 0.818 mW/g


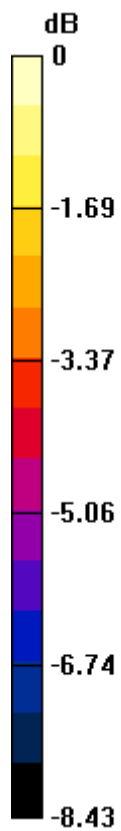
**Configuration/Touch position -/Zoom Scan (5x5x7) (6x6x7)/Cube 0:**

Measurement grid: dx=7.5mm, dy=7.5mm, dz=5mm  
Reference Value = 25.676 V/m; Power Drift = -0.01 dB  
Peak SAR (extrapolated) = 1.062 W/kg  
**SAR(1 g) = 0.768 mW/g; SAR(10 g) = 0.543 mW/g**


[Info: Interpolated medium parameters used for SAR evaluation.](#)

Maximum value of SAR (measured) = 0.819 mW/g

	Document <b>Appendix C for the BlackBerry® Smartphone Model REA71UW SAR Report</b>			Page <b>3(44)</b>
Author Data <b>Andrew Becker</b>	Dates of Test <b>August 4 – September 29, 2011</b>	Test Report No <b>RTS-5316-1109-53</b>	FCC ID: <b>L6AREA70UW</b>	IC ID <b>2503A-REA70UW</b>



0 dB = 0.820mW/g

	Document <b>Appendix C for the BlackBerry® Smartphone Model REA71UW SAR Report</b>			Page <b>4(44)</b>
Author Data <b>Andrew Becker</b>	Dates of Test <b>August 4 – September 29, 2011</b>	Test Report No <b>RTS-5316-1109-53</b>	FCC ID: <b>L6AREA70UW</b>	IC ID <b>2503A-REA70UW</b>

Date/Time: 8/5/2011 11:15:54 AM, Date/Time: 8/5/2011 11:22:50 AM

Test Laboratory: RIM Testing Services

**15mm\_Front\_GPRS850\_mid\_chan\_amb\_temp\_23.7\_liq\_temp\_22.7C**

**DUT: BlackBerry Smartphone; Type: Sample ; Serial: 27EB7923**

Communication System: GPRS 850; Frequency: 836.8 MHz; Duty Cycle: 1:4.19952  
Medium parameters used (interpolated):  $f = 836.8 \text{ MHz}$ ;  $\sigma = 0.998 \text{ mho/m}$ ;  $\epsilon_r = 54.587$ ;  $\rho = 1000 \text{ kg/m}^3$   
Phantom section: Flat Section  
Measurement Standard: DASYS (IEEE/IEC/ANSI C63.19-2007)

DASY4 Configuration:

- Probe: ES3DV3 - SN3225; ConvF(6.3, 6.3, 6.3); Calibrated: 1/13/2011
- Sensor-Surface: 3mm (Mechanical Surface Detection)
- Electronics: DAE3 Sn472; Calibrated: 3/7/2011
- Phantom: SAM 2; Type: SAM 4.0; Serial: 1080
- ; SEMCAD X Version 14.4.4 (2829)

**Configuration/Touch position -/Area Scan (61x91x1):** Measurement grid:  
dx=15mm, dy=15mm

[Info: Interpolated medium parameters used for SAR evaluation.](#)


Maximum value of SAR (interpolated) = 0.604 mW/g


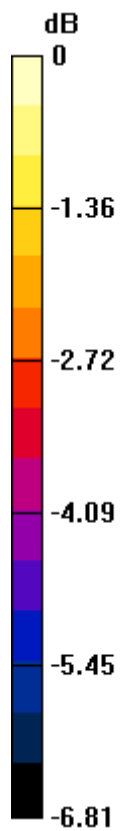
**Configuration/Touch position -/Zoom Scan (5x5x7) (5x5x7)/Cube 0:**

Measurement grid: dx=7.5mm, dy=7.5mm, dz=5mm  
Reference Value = 22.533 V/m; Power Drift = -0.01 dB  
Peak SAR (extrapolated) = 0.731 W/kg  
**SAR(1 g) = 0.565 mW/g; SAR(10 g) = 0.410 mW/g**


[Info: Interpolated medium parameters used for SAR evaluation.](#)

Maximum value of SAR (measured) = 0.599 mW/g

	Document <b>Appendix C for the BlackBerry® Smartphone Model REA71UW SAR Report</b>			Page <b>5(44)</b>
Author Data <b>Andrew Becker</b>	Dates of Test <b>August 4 – September 29, 2011</b>	Test Report No <b>RTS-5316-1109-53</b>	FCC ID: <b>L6AREA70UW</b>	IC ID <b>2503A-REA70UW</b>



0 dB = 0.600mW/g

	Document <b>Appendix C for the BlackBerry® Smartphone Model REA71UW SAR Report</b>			Page <b>6(44)</b>
Author Data <b>Andrew Becker</b>	Dates of Test <b>August 4 – September 29, 2011</b>	Test Report No <b>RTS-5316-1109-53</b>	FCC ID: <b>L6AREA70UW</b>	IC ID <b>2503A-REA70UW</b>

Date/Time: 8/5/2011 10:55:39 AM, Date/Time: 8/5/2011 11:02:38 AM

Test Laboratory: RIM Testing Services

## Vertical\_Holster\_Back\_GPRS850\_mid\_chan\_amb\_temp\_23.8\_liq\_temp\_22.8C

**DUT: BlackBerry Smartphone; Type: Sample ; Serial: 27EB7923**

Communication System: GPRS 850; Frequency: 836.8 MHz; Duty Cycle: 1:4.19952  
Medium parameters used (interpolated):  $f = 836.8 \text{ MHz}$ ;  $\sigma = 0.998 \text{ mho/m}$ ;  $\epsilon_r = 54.587$ ;  $\rho = 1000 \text{ kg/m}^3$   
Phantom section: Flat Section  
Measurement Standard: DASY5 (IEEE/IEC/ANSI C63.19-2007)

DASY4 Configuration:

- Probe: ES3DV3 - SN3225; ConvF(6.3, 6.3, 6.3); Calibrated: 1/13/2011
- Sensor-Surface: 3mm (Mechanical Surface Detection)
- Electronics: DAE3 Sn472; Calibrated: 3/7/2011
- Phantom: SAM 2; Type: SAM 4.0; Serial: 1080
- ; SEMCAD X Version 14.4.4 (2829)

**Configuration/Touch position -/Area Scan (61x91x1):** Measurement grid:  
dx=15mm, dy=15mm

[Info: Interpolated medium parameters used for SAR evaluation.](#)


Maximum value of SAR (interpolated) = 0.696 mW/g


**Configuration/Touch position -/Zoom Scan (5x5x7) (5x5x7)/Cube 0:**

Measurement grid: dx=7.5mm, dy=7.5mm, dz=5mm  
Reference Value = 26.385 V/m; Power Drift = -0.03 dB  
Peak SAR (extrapolated) = 0.850 W/kg  
**SAR(1 g) = 0.660 mW/g; SAR(10 g) = 0.483 mW/g**


[Info: Interpolated medium parameters used for SAR evaluation.](#)

Maximum value of SAR (measured) = 0.698 mW/g

	Document <b>Appendix C for the BlackBerry® Smartphone Model REA71UW SAR Report</b>			Page <b>7(44)</b>
Author Data <b>Andrew Becker</b>	Dates of Test <b>August 4 – September 29, 2011</b>	Test Report No <b>RTS-5316-1109-53</b>	FCC ID: <b>L6AREA70UW</b>	IC ID <b>2503A-REA70UW</b>



0 dB = 0.700mW/g

	Document <b>Appendix C for the BlackBerry® Smartphone Model REA71UW SAR Report</b>			Page <b>8(44)</b>
Author Data <b>Andrew Becker</b>	Dates of Test <b>August 4 – September 29, 2011</b>	Test Report No <b>RTS-5316-1109-53</b>	FCC ID: <b>L6AREA70UW</b>	IC ID <b>2503A-REA70UW</b>

Date/Time: 8/5/2011 10:39:44 AM, Date/Time: 8/5/2011 10:46:42 AM

Test Laboratory: RIM Testing Services

**15mm\_Spacer\_Back\_HS\_GPRS850\_mid\_chan\_amb\_temp\_23.8\_liq\_temperatures\_22.8C**

**DUT: BlackBerry Smartphone; Type: Sample ; Serial: 27EB7923**

Communication System: GPRS 850; Frequency: 836.8 MHz; Duty Cycle: 1:4.19952  
Medium parameters used (interpolated):  $f = 836.8 \text{ MHz}$ ;  $\sigma = 0.998 \text{ mho/m}$ ;  $\epsilon_r = 54.587$ ;  $\rho = 1000 \text{ kg/m}^3$   
Phantom section: Flat Section  
Measurement Standard: DASY5 (IEEE/IEC/ANSI C63.19-2007)

DASY4 Configuration:

- Probe: ES3DV3 - SN3225; ConvF(6.3, 6.3, 6.3); Calibrated: 1/13/2011
- Sensor-Surface: 3mm (Mechanical Surface Detection)
- Electronics: DAE3 Sn472; Calibrated: 3/7/2011
- Phantom: SAM 2; Type: SAM 4.0; Serial: 1080
- ; SEMCAD X Version 14.4.4 (2829)

**Configuration/Touch position -/Area Scan (61x91x1):** Measurement grid:  
dx=15mm, dy=15mm

[Info: Interpolated medium parameters used for SAR evaluation.](#)

Maximum value of SAR (interpolated) = 0.627 mW/g


**Configuration/Touch position -/Zoom Scan (5x5x7) (6x6x7)/Cube 0:**


Measurement grid: dx=7.5mm, dy=7.5mm, dz=5mm  
Reference Value = 22.784 V/m; Power Drift = 0.04 dB  
Peak SAR (extrapolated) = 0.831 W/kg  
**SAR(1 g) = 0.593 mW/g; SAR(10 g) = 0.419 mW/g**

[Info: Interpolated medium parameters used for SAR evaluation.](#)


Maximum value of SAR (measured) = 0.630 mW/g



	Document <b>Appendix C for the BlackBerry® Smartphone Model REA71UW SAR Report</b>			Page <b>9(44)</b>
Author Data <b>Andrew Becker</b>	Dates of Test <b>August 4 – September 29, 2011</b>	Test Report No <b>RTS-5316-1109-53</b>	FCC ID: <b>L6AREA70UW</b>	IC ID <b>2503A-REA70UW</b>



0 dB = 0.630mW/g

	Document <b>Appendix C for the BlackBerry® Smartphone Model REA71UW SAR Report</b>			Page <b>10(44)</b>
Author Data <b>Andrew Becker</b>	Dates of Test <b>August 4 – September 29, 2011</b>	Test Report No <b>RTS-5316-1109-53</b>	FCC ID: <b>L6AREA70UW</b>	IC ID <b>2503A-REA70UW</b>

Date/Time: 8/5/2011 12:53:39 PM, Date/Time: 8/5/2011 1:00:51 PM

Test Laboratory: RIM Testing Services

**15mm\_Spacer\_Back\_UMTS\_band\_V\_mid\_chan\_amb\_temp\_23.3\_liq\_temperatures\_22.3C**

**DUT: BlackBerry Smartphone; Type: Sample ; Serial: 27EB7923**

Communication System: WCDMA FDD V; Frequency: 836.4 MHz; Duty Cycle: 1:1  
Medium parameters used (interpolated):  $f = 836.4 \text{ MHz}$ ;  $\sigma = 0.997 \text{ mho/m}$ ;  $\epsilon_r = 54.589$ ;  $\rho = 1000 \text{ kg/m}^3$

Phantom section: Flat Section

Measurement Standard: DASYS (IEEE/IEC/ANSI C63.19-2007)

DASY4 Configuration:

- Probe: ES3DV3 - SN3225; ConvF(6.3, 6.3, 6.3); Calibrated: 1/13/2011
- Sensor-Surface: 3mm (Mechanical Surface Detection)
- Electronics: DAE3 Sn472; Calibrated: 3/7/2011
- Phantom: SAM 2; Type: SAM 4.0; Serial: 1080
- ; SEMCAD X Version 14.4.4 (2829)

**Configuration/Touch position -/Area Scan (61x91x1):** Measurement grid:  
dx=15mm, dy=15mm

[Info: Interpolated medium parameters used for SAR evaluation.](#)

Maximum value of SAR (interpolated) = 0.808 mW/g

**Configuration/Touch position -/Zoom Scan (5x5x7) (5x5x7)/Cube 0:**

Measurement grid: dx=7.5mm, dy=7.5mm, dz=5mm


Reference Value = 25.813 V/m; Power Drift = -0.04 dB


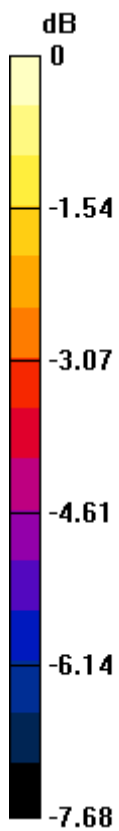
Peak SAR (extrapolated) = 1.035 W/kg

**SAR(1 g) = 0.762 mW/g; SAR(10 g) = 0.543 mW/g**


[Info: Interpolated medium parameters used for SAR evaluation.](#)

Maximum value of SAR (measured) = 0.807 mW/g

	Document <b>Appendix C for the BlackBerry® Smartphone Model REA71UW SAR Report</b>			Page <b>11(44)</b>
Author Data <b>Andrew Becker</b>	Dates of Test <b>August 4 – September 29, 2011</b>	Test Report No <b>RTS-5316-1109-53</b>	FCC ID: <b>L6AREA70UW</b>	IC ID <b>2503A-REA70UW</b>



0 dB = 0.810mW/g

	Document <b>Appendix C for the BlackBerry® Smartphone Model REA71UW SAR Report</b>				Page <b>12(44)</b>
Author Data <b>Andrew Becker</b>	Dates of Test <b>August 4 – September 29, 2011</b>	Test Report No <b>RTS-5316-1109-53</b>	FCC ID: <b>L6AREA70UW</b>	IC ID <b>2503A-REA70UW</b>	

Date/Time: 8/5/2011 11:50:23 AM, Date/Time: 8/5/2011 11:57:24 AM

Test Laboratory: RIM Testing Services

**15mm\_Holster\_Front\_UMTS\_band\_V\_mid\_chan\_amb\_temp\_23.6\_liq\_temper\_22.6C**

**DUT: BlackBerry Smartphone; Type: Sample ; Serial: 27EB7923**

Communication System: WCDMA FDD V; Frequency: 836.4 MHz; Duty Cycle: 1:1  
Medium parameters used (interpolated):  $f = 836.4 \text{ MHz}$ ;  $\sigma = 0.997 \text{ mho/m}$ ;  $\epsilon_r = 54.589$ ;  $\rho = 1000 \text{ kg/m}^3$

Phantom section: Flat Section

Measurement Standard: DASYS (IEEE/IEC/ANSI C63.19-2007)

DASY4 Configuration:

- Probe: ES3DV3 - SN3225; ConvF(6.3, 6.3, 6.3); Calibrated: 1/13/2011
- Sensor-Surface: 3mm (Mechanical Surface Detection)
- Electronics: DAE3 Sn472; Calibrated: 3/7/2011
- Phantom: SAM 2; Type: SAM 4.0; Serial: 1080
- ; SEMCAD X Version 14.4.4 (2829)

**Configuration/Touch position -/Area Scan (61x91x1):** Measurement grid:  
dx=15mm, dy=15mm

[Info: Interpolated medium parameters used for SAR evaluation.](#)

Maximum value of SAR (interpolated) = 0.601 mW/g

**Configuration/Touch position -/Zoom Scan (5x5x7) (5x5x7)/Cube 0:**

Measurement grid: dx=7.5mm, dy=7.5mm, dz=5mm


Reference Value = 23.145 V/m; Power Drift = -0.04 dB


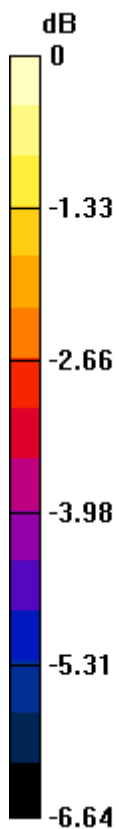
Peak SAR (extrapolated) = 0.736 W/kg

**SAR(1 g) = 0.569 mW/g; SAR(10 g) = 0.414 mW/g**


[Info: Interpolated medium parameters used for SAR evaluation.](#)

Maximum value of SAR (measured) = 0.606 mW/g

	Document <b>Appendix C for the BlackBerry® Smartphone Model REA71UW SAR Report</b>			Page <b>13(44)</b>
Author Data <b>Andrew Becker</b>	Dates of Test <b>August 4 – September 29, 2011</b>	Test Report No <b>RTS-5316-1109-53</b>	FCC ID: <b>L6AREA70UW</b>	IC ID <b>2503A-REA70UW</b>



0 dB = 0.610mW/g

	Document <b>Appendix C for the BlackBerry® Smartphone Model REA71UW SAR Report</b>			Page <b>14(44)</b>
Author Data <b>Andrew Becker</b>	Dates of Test <b>August 4 – September 29, 2011</b>	Test Report No <b>RTS-5316-1109-53</b>	FCC ID: <b>L6AREA70UW</b>	IC ID <b>2503A-REA70UW</b>

Date/Time: 8/5/2011 12:03:40 PM, Date/Time: 8/5/2011 12:10:37 PM

Test Laboratory: RIM Testing Services

**Vertical\_Holster\_Back\_UMTS\_band\_V\_mid\_chan\_amb\_temp\_23.4\_liq\_t  
emp\_22.4C**

**DUT: BlackBerry Smartphone; Type: Sample ; Serial: 27EB7923**

Communication System: WCDMA FDD V; Frequency: 836.4 MHz; Duty Cycle: 1:1  
Medium parameters used (interpolated):  $f = 836.4$  MHz;  $\sigma = 0.997$  mho/m;  $\epsilon_r = 54.589$ ;  $\rho = 1000$  kg/m<sup>3</sup>

Phantom section: Flat Section

Measurement Standard: DASYS (IEEE/IEC/ANSI C63.19-2007)

DASY4 Configuration:

- Probe: ES3DV3 - SN3225; ConvF(6.3, 6.3, 6.3); Calibrated: 1/13/2011
- Sensor-Surface: 3mm (Mechanical Surface Detection)
- Electronics: DAE3 Sn472; Calibrated: 3/7/2011
- Phantom: SAM 2; Type: SAM 4.0; Serial: 1080
- ; SEMCAD X Version 14.4.4 (2829)

**Configuration/Touch position -/Area Scan (61x91x1):** Measurement grid:  
dx=15mm, dy=15mm

[Info: Interpolated medium parameters used for SAR evaluation.](#)

Maximum value of SAR (interpolated) = 0.709 mW/g

**Configuration/Touch position -/Zoom Scan (5x5x7) (5x5x7)/Cube 0:**

Measurement grid: dx=7.5mm, dy=7.5mm, dz=5mm


Reference Value = 26.782 V/m; Power Drift = -0.06 dB


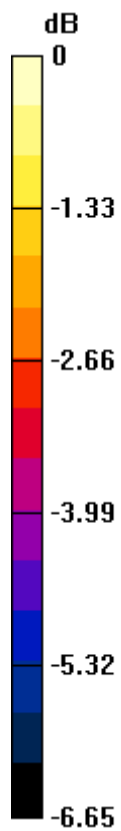
Peak SAR (extrapolated) = 0.860 W/kg

**SAR(1 g) = 0.674 mW/g; SAR(10 g) = 0.494 mW/g**


[Info: Interpolated medium parameters used for SAR evaluation.](#)

Maximum value of SAR (measured) = 0.715 mW/g

	Document <b>Appendix C for the BlackBerry® Smartphone Model REA71UW SAR Report</b>			Page <b>15(44)</b>
Author Data <b>Andrew Becker</b>	Dates of Test <b>August 4 – September 29, 2011</b>	Test Report No <b>RTS-5316-1109-53</b>	FCC ID: <b>L6AREA70UW</b>	IC ID <b>2503A-REA70UW</b>



0 dB = 0.710mW/g

	Document <b>Appendix C for the BlackBerry® Smartphone Model REA71UW SAR Report</b>				Page <b>16(44)</b>
Author Data <b>Andrew Becker</b>	Dates of Test <b>August 4 – September 29, 2011</b>	Test Report No <b>RTS-5316-1109-53</b>	FCC ID: <b>L6AREA70UW</b>	IC ID <b>2503A-REA70UW</b>	

Date/Time: 8/5/2011 12:17:37 PM, Date/Time: 8/5/2011 12:24:35 PM

Test Laboratory: RIM Testing Services

**15mm\_Spacer\_Back\_HS\_UMTS\_band\_V\_mid\_chan\_amb\_temp\_23.4\_li  
q\_temp\_22.4C**

**DUT: BlackBerry Smartphone; Type: Sample ; Serial: 27EB7923**

Communication System: WCDMA FDD V; Frequency: 836.4 MHz; Duty Cycle: 1:1  
Medium parameters used (interpolated):  $f = 836.4 \text{ MHz}$ ;  $\sigma = 0.997 \text{ mho/m}$ ;  $\epsilon_r = 54.589$ ;  $\rho = 1000 \text{ kg/m}^3$

Phantom section: Flat Section

Measurement Standard: DASYS (IEEE/IEC/ANSI C63.19-2007)

DASY4 Configuration:

- Probe: ES3DV3 - SN3225; ConvF(6.3, 6.3, 6.3); Calibrated: 1/13/2011
- Sensor-Surface: 3mm (Mechanical Surface Detection)
- Electronics: DAE3 Sn472; Calibrated: 3/7/2011
- Phantom: SAM 2; Type: SAM 4.0; Serial: 1080
- ; SEMCAD X Version 14.4.4 (2829)

**Configuration/Touch position -/Area Scan (61x91x1):** Measurement grid:  
dx=15mm, dy=15mm

[Info: Interpolated medium parameters used for SAR evaluation.](#)

Maximum value of SAR (interpolated) = 0.575 mW/g

**Configuration/Touch position -/Zoom Scan (5x5x7) (6x6x7)/Cube 0:**

Measurement grid: dx=7.5mm, dy=7.5mm, dz=5mm

Reference Value = 22.281 V/m; Power Drift = -0.12 dB


Peak SAR (extrapolated) = 0.751 W/kg


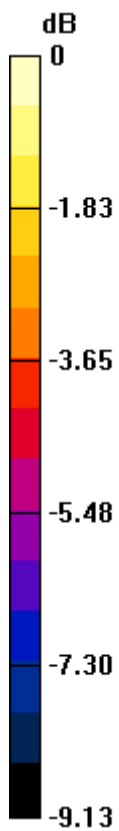
**SAR(1 g) = 0.539 mW/g; SAR(10 g) = 0.383 mW/g**

[Info: Interpolated medium parameters used for SAR evaluation.](#)


Maximum value of SAR (measured) = 0.570 mW/g



	Document <b>Appendix C for the BlackBerry® Smartphone Model REA71UW SAR Report</b>			Page <b>17(44)</b>
Author Data <b>Andrew Becker</b>	Dates of Test <b>August 4 – September 29, 2011</b>	Test Report No <b>RTS-5316-1109-53</b>	FCC ID: <b>L6AREA70UW</b>	IC ID <b>2503A-REA70UW</b>



0 dB = 0.570mW/g

	Document <b>Appendix C for the BlackBerry® Smartphone Model REA71UW SAR Report</b>				Page <b>18(44)</b>
Author Data <b>Andrew Becker</b>	Dates of Test <b>August 4 – September 29, 2011</b>	Test Report No <b>RTS-5316-1109-53</b>	FCC ID: <b>L6AREA70UW</b>	IC ID <b>2503A-REA70UW</b>	

Date/Time: 8/15/2011 9:06:04 PM, Date/Time: 8/15/2011 9:12:52 PM

Test Laboratory: RIM Testing Services

**15mm\_Spacer\_Back\_GPRS1900\_mid\_chan\_amb\_temp\_22.7\_liq\_temp\_22.7C**

**DUT: BlackBerry Smartphone; Type: Sample ; Serial: 27EB7923**

Communication System: GPRS 1900; Communication System Band: GPRS 1900;  
Frequency: 1880 MHz; Communication System PAR: 6.232 dB  
Medium parameters used:  $f = 1880 \text{ MHz}$ ;  $\sigma = 1.543 \text{ mho/m}$ ;  $\epsilon_r = 52.13$ ;  $\rho = 1000 \text{ kg/m}^3$   
Phantom section: Flat Section  
Measurement Standard: DASYS (IEEE/IEC/ANSI C63.19-2007)

DASY5 Configuration:

- Probe: ES3DV3 - SN3225; ConvF(4.88, 4.88, 4.88); Calibrated: 1/13/2011
- Sensor-Surface: 3mm (Mechanical Surface Detection)
- Electronics: DAE3 Sn472; Calibrated: 3/7/2011
- Phantom: SAM 2; Type: SAM 4.0; Serial: 1080
- Measurement SW: DASYS2, Version 52.6 (2); SEMCAD X Version 14.4.4 (2829)

**Configuration/Touch position -/Area Scan (61x91x1):** Measurement grid:

$dx=15\text{mm}$ ,  $dy=15\text{mm}$

Maximum value of SAR (interpolated) = 0.562 mW/g

**Configuration/Touch position -/Zoom Scan (5x5x7) (5x5x7)/Cube 0:**


Measurement grid:  $dx=7.5\text{mm}$ ,  $dy=7.5\text{mm}$ ,  $dz=5\text{mm}$

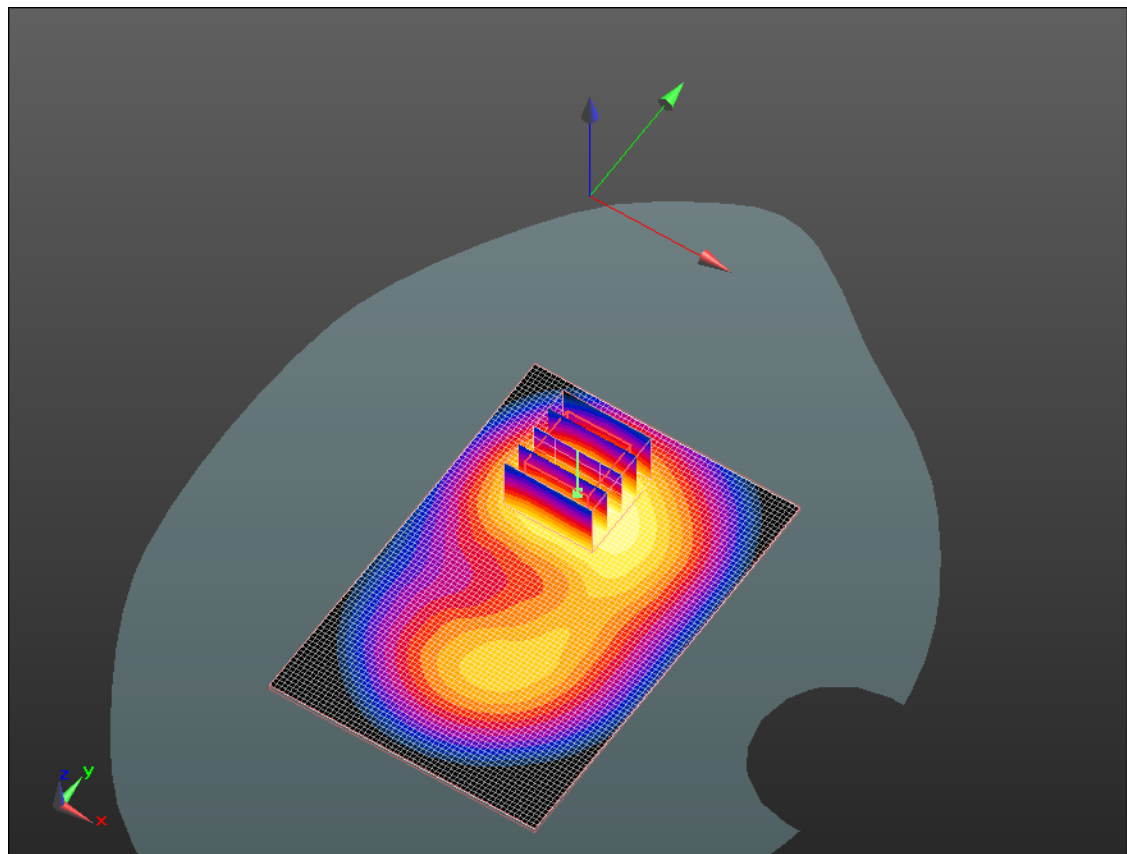
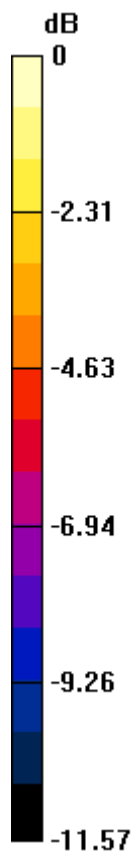
Reference Value = 11.298 V/m; Power Drift = 0.06 dB

Peak SAR (extrapolated) = 0.704 W/kg


**SAR(1 g) = 0.448 mW/g; SAR(10 g) = 0.271 mW/g**

Maximum value of SAR (measured) = 0.533 mW/g

	Document <b>Appendix C for the BlackBerry® Smartphone Model REA71UW SAR Report</b>			Page <b>19(44)</b>
Author Data <b>Andrew Becker</b>	Dates of Test <b>August 4 – September 29, 2011</b>	Test Report No <b>RTS-5316-1109-53</b>	FCC ID: <b>L6AREA70UW</b>	IC ID <b>2503A-REA70UW</b>



0 dB = 0.530mW/g

	Document			Page
	<b>Appendix C for the BlackBerry® Smartphone Model REA71UW SAR Report</b>			<b>20(44)</b>
Author Data	Dates of Test	Test Report No	FCC ID:	IC ID
<b>Andrew Becker</b>	<b>August 4 – September 29, 2011</b>	<b>RTS-5316-1109-53</b>	<b>L6AREA70UW</b>	<b>2503A-REA70UW</b>

Date/Time: 8/15/2011 9:23:21 PM, Date/Time: 8/15/2011 9:30:10 PM

Test Laboratory: RIM Testing Services

**15mm\_Spacer\_Front\_GPRS1900\_mid\_chan\_amb\_temp\_22.5\_liq\_temp\_22.5C**

**DUT: BlackBerry Smartphone; Type: Sample ; Serial: 27EB7923**

Communication System: GPRS 1900; Communication System Band: GPRS 1900;  
Frequency: 1880 MHz; Communication System PAR: 6.232 dB  
Medium parameters used:  $f = 1880 \text{ MHz}$ ;  $\sigma = 1.543 \text{ mho/m}$ ;  $\epsilon_r = 52.13$ ;  $\rho = 1000 \text{ kg/m}^3$   
Phantom section: Flat Section  
Measurement Standard: DASYS (IEEE/IEC/ANSI C63.19-2007)

DASY5 Configuration:

- Probe: ES3DV3 - SN3225; ConvF(4.88, 4.88, 4.88); Calibrated: 1/13/2011
- Sensor-Surface: 3mm (Mechanical Surface Detection)
- Electronics: DAE3 Sn472; Calibrated: 3/7/2011
- Phantom: SAM 2; Type: SAM 4.0; Serial: 1080
- Measurement SW: DASY52, Version 52.6 (2); SEMCAD X Version 14.4.4 (2829)

**Configuration/Touch position -/Area Scan (61x91x1):** Measurement grid:

$dx=15\text{mm}$ ,  $dy=15\text{mm}$

Maximum value of SAR (interpolated) = 0.398 mW/g

**Configuration/Touch position -/Zoom Scan (5x5x7) (5x5x7)/Cube 0:**


Measurement grid:  $dx=7.5\text{mm}$ ,  $dy=7.5\text{mm}$ ,  $dz=5\text{mm}$


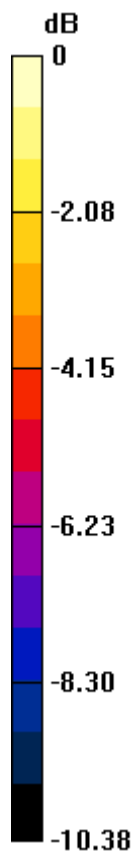
Reference Value = 11.531 V/m; Power Drift = -0.0027 dB

Peak SAR (extrapolated) = 0.527 W/kg


**SAR(1 g) = 0.336 mW/g; SAR(10 g) = 0.206 mW/g**

Maximum value of SAR (measured) = 0.395 mW/g

	Document <b>Appendix C for the BlackBerry® Smartphone Model REA71UW SAR Report</b>			Page <b>21(44)</b>
Author Data <b>Andrew Becker</b>	Dates of Test <b>August 4 – September 29, 2011</b>	Test Report No <b>RTS-5316-1109-53</b>	FCC ID: <b>L6AREA70UW</b>	IC ID <b>2503A-REA70UW</b>



0 dB = 0.390mW/g

	Document <b>Appendix C for the BlackBerry® Smartphone Model REA71UW SAR Report</b>			Page <b>22(44)</b>
Author Data <b>Andrew Becker</b>	Dates of Test <b>August 4 – September 29, 2011</b>	Test Report No <b>RTS-5316-1109-53</b>	FCC ID: <b>L6AREA70UW</b>	IC ID <b>2503A-REA70UW</b>

Date/Time: 8/15/2011 9:38:41 PM, Date/Time: 8/15/2011 9:45:32 PM

Test Laboratory: RIM Testing Services

## **Vertical Holster\_Back\_GPRS1900\_mid\_chan\_amb\_temp\_22.6 \_liq\_temp\_22.6C**

**DUT: BlackBerry Smartphone; Type: Sample ; Serial: 27EB7923**

Communication System: GPRS 1900; Communication System Band: GPRS 1900;  
Frequency: 1880 MHz; Communication System PAR: 6.232 dB  
Medium parameters used:  $f = 1880 \text{ MHz}$ ;  $\sigma = 1.543 \text{ mho/m}$ ;  $\epsilon_r = 52.13$ ;  $\rho = 1000 \text{ kg/m}^3$   
Phantom section: Flat Section  
Measurement Standard: DASYS (IEEE/IEC/ANSI C63.19-2007)

DASY5 Configuration:

- Probe: ES3DV3 - SN3225; ConvF(4.88, 4.88, 4.88); Calibrated: 1/13/2011
- Sensor-Surface: 3mm (Mechanical Surface Detection)
- Electronics: DAE3 Sn472; Calibrated: 3/7/2011
- Phantom: SAM 2; Type: SAM 4.0; Serial: 1080
- Measurement SW: DASY52, Version 52.6 (2); SEMCAD X Version 14.4.4 (2829)

**Configuration/Touch position -/Area Scan (61x91x1):** Measurement grid:

$dx=15\text{mm}$ ,  $dy=15\text{mm}$

Maximum value of SAR (interpolated) = 0.298 mW/g

**Configuration/Touch position -/Zoom Scan (5x5x7) (5x5x7)/Cube 0:**


Measurement grid:  $dx=7.5\text{mm}$ ,  $dy=7.5\text{mm}$ ,  $dz=5\text{mm}$


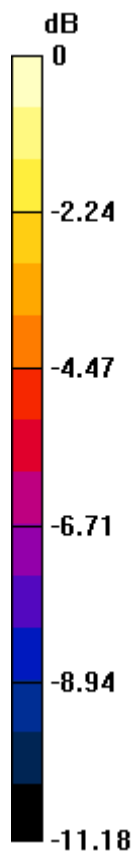
Reference Value = 7.672 V/m; Power Drift = 0.07 dB

Peak SAR (extrapolated) = 0.368 W/kg


**SAR(1 g) = 0.242 mW/g; SAR(10 g) = 0.150 mW/g**

Maximum value of SAR (measured) = 0.287 mW/g

	Document <b>Appendix C for the BlackBerry® Smartphone Model REA71UW SAR Report</b>			Page <b>23(44)</b>
Author Data <b>Andrew Becker</b>	Dates of Test <b>August 4 – September 29, 2011</b>	Test Report No <b>RTS-5316-1109-53</b>	FCC ID: <b>L6AREA70UW</b>	IC ID <b>2503A-REA70UW</b>



0 dB = 0.290mW/g

	Document <b>Appendix C for the BlackBerry® Smartphone Model REA71UW SAR Report</b>				Page <b>24(44)</b>
Author Data <b>Andrew Becker</b>	Dates of Test <b>August 4 – September 29, 2011</b>	Test Report No <b>RTS-5316-1109-53</b>	FCC ID: <b>L6AREA70UW</b>	IC ID <b>2503A-REA70UW</b>	

Date/Time: 8/15/2011 9:54:18 PM, Date/Time: 8/15/2011 10:01:05 PM

Test Laboratory: RIM Testing Services

**15mm\_Spacer\_Back\_Headset\_GPRS1900\_mid\_chan\_amb\_temp\_22.7\_liq\_temp\_22.7C**

**DUT: BlackBerry Smartphone; Type: Sample ; Serial: 27EB7923**

Communication System: GPRS 1900; Communication System Band: GPRS 1900;  
Frequency: 1880 MHz; Communication System PAR: 6.232 dB  
Medium parameters used:  $f = 1880 \text{ MHz}$ ;  $\sigma = 1.543 \text{ mho/m}$ ;  $\epsilon_r = 52.13$ ;  $\rho = 1000 \text{ kg/m}^3$   
Phantom section: Flat Section  
Measurement Standard: DASY5 (IEEE/IEC/ANSI C63.19-2007)

DASY5 Configuration:

- Probe: ES3DV3 - SN3225; ConvF(4.88, 4.88, 4.88); Calibrated: 1/13/2011
- Sensor-Surface: 3mm (Mechanical Surface Detection)
- Electronics: DAE3 Sn472; Calibrated: 3/7/2011
- Phantom: SAM 2; Type: SAM 4.0; Serial: 1080
- Measurement SW: DASY52, Version 52.6 (2); SEMCAD X Version 14.4.4 (2829)

**Configuration/Touch position -/Area Scan (61x91x1):** Measurement grid:

$dx=15\text{mm}$ ,  $dy=15\text{mm}$

Maximum value of SAR (interpolated) = 0.632 mW/g

**Configuration/Touch position -/Zoom Scan (5x5x7) (5x5x7)/Cube 0:**

Measurement grid:  $dx=7.5\text{mm}$ ,  $dy=7.5\text{mm}$ ,  $dz=5\text{mm}$


Reference Value = 11.863 V/m; Power Drift = 0.04 dB

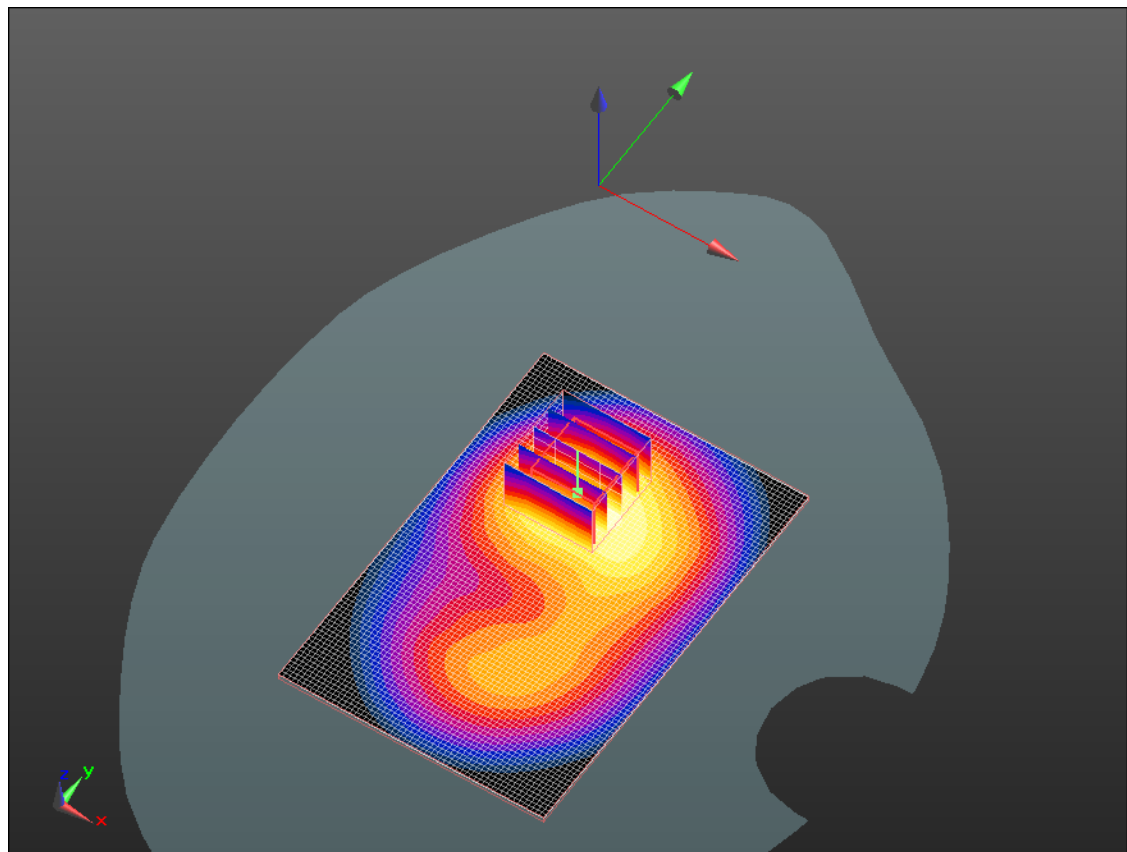
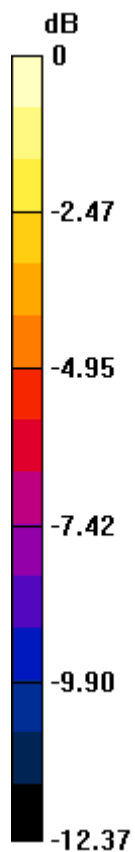
Peak SAR (extrapolated) = 0.773 W/kg

**SAR(1 g) = 0.492 mW/g; SAR(10 g) = 0.299 mW/g**


Maximum value of SAR (measured) = 0.586 mW/g



	Document <b>Appendix C for the BlackBerry® Smartphone Model REA71UW SAR Report</b>			Page <b>25(44)</b>
Author Data <b>Andrew Becker</b>	Dates of Test <b>August 4 – September 29, 2011</b>	Test Report No <b>RTS-5316-1109-53</b>	FCC ID: <b>L6AREA70UW</b>	IC ID <b>2503A-REA70UW</b>



0 dB = 0.590mW/g

	Document <b>Appendix C for the BlackBerry® Smartphone Model REA71UW SAR Report</b>			Page <b>26(44)</b>
Author Data <b>Andrew Becker</b>	Dates of Test <b>August 4 – September 29, 2011</b>	Test Report No <b>RTS-5316-1109-53</b>	FCC ID: <b>L6AREA70UW</b>	IC ID <b>2503A-REA70UW</b>

Date/Time: 8/15/2011 7:45:27 PM, Date/Time: 8/15/2011 7:52:16 PM

Test Laboratory: RIM Testing Services

**15mm\_Spacer\_Back\_UMTS\_band\_II\_mid\_chan\_amb\_temp\_23.0\_liq\_temperatures\_23.0C**

**DUT: BlackBerry Smartphone; Type: Sample ; Serial: 27EB7923**

Communication System: WCDMA FDD II; Communication System Band: UMTS FDD II; Frequency: 1880 MHz; Communication System PAR: 0 dB

Medium parameters used:  $f = 1880 \text{ MHz}$ ;  $\sigma = 1.543 \text{ mho/m}$ ;  $\epsilon_r = 52.13$ ;  $\rho = 1000 \text{ kg/m}^3$

Phantom section: Flat Section

Measurement Standard: DASYS (IEEE/IEC/ANSI C63.19-2007)

DASY5 Configuration:

- Probe: ES3DV3 - SN3225; ConvF(4.88, 4.88, 4.88); Calibrated: 1/13/2011
- Sensor-Surface: 3mm (Mechanical Surface Detection)
- Electronics: DAE3 Sn472; Calibrated: 3/7/2011
- Phantom: SAM 2; Type: SAM 4.0; Serial: 1080
- Measurement SW: DASYS2, Version 52.6 (2); SEMCAD X Version 14.4.4 (2829)

**Configuration/Touch position -/Area Scan (61x91x1):** Measurement grid:

$dx=15\text{mm}$ ,  $dy=15\text{mm}$

Maximum value of SAR (interpolated) = 0.729 mW/g

**Configuration/Touch position -/Zoom Scan (5x5x7) (5x5x7)/Cube 0:**


Measurement grid:  $dx=7.5\text{mm}$ ,  $dy=7.5\text{mm}$ ,  $dz=5\text{mm}$

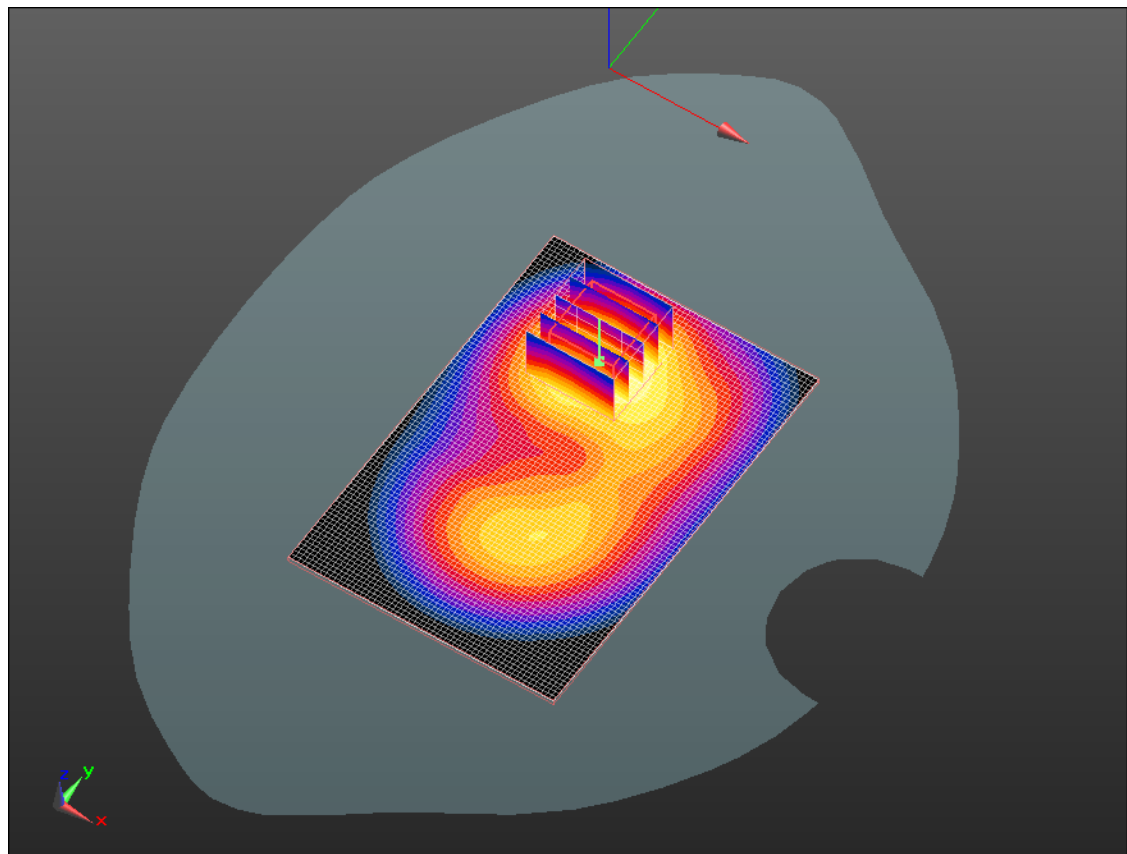
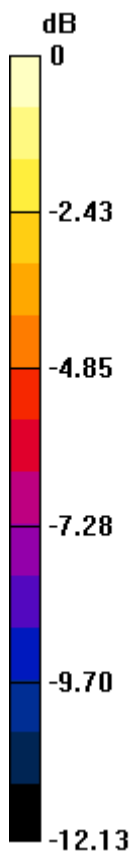
Reference Value = 12.230 V/m; Power Drift = 0.0033 dB

Peak SAR (extrapolated) = 0.929 W/kg


**SAR(1 g) = 0.587 mW/g; SAR(10 g) = 0.350 mW/g**

Maximum value of SAR (measured) = 0.701 mW/g

	Document <b>Appendix C for the BlackBerry® Smartphone Model REA71UW SAR Report</b>			Page <b>27(44)</b>
Author Data <b>Andrew Becker</b>	Dates of Test <b>August 4 – September 29, 2011</b>	Test Report No <b>RTS-5316-1109-53</b>	FCC ID: <b>L6AREA70UW</b>	IC ID <b>2503A-REA70UW</b>



0 dB = 0.700mW/g

	Document <b>Appendix C for the BlackBerry® Smartphone Model REA71UW SAR Report</b>			Page <b>28(44)</b>
Author Data <b>Andrew Becker</b>	Dates of Test <b>August 4 – September 29, 2011</b>	Test Report No <b>RTS-5316-1109-53</b>	FCC ID: <b>L6AREA70UW</b>	IC ID <b>2503A-REA70UW</b>

Date/Time: 8/15/2011 8:02:27 PM, Date/Time: 8/15/2011 8:09:17 PM

Test Laboratory: RIM Testing Services

**15mm\_Spacer\_Front\_UMTS\_band\_II\_mid\_chan\_amb\_temp\_22.9\_liq\_temper\_22.9C**

**DUT: BlackBerry Smartphone; Type: Sample ; Serial: 27EB7923**

Communication System: WCDMA FDD II; Communication System Band: UMTS FDD II; Frequency: 1880 MHz; Communication System PAR: 0 dB

Medium parameters used:  $f = 1880 \text{ MHz}$ ;  $\sigma = 1.543 \text{ mho/m}$ ;  $\epsilon_r = 52.13$ ;  $\rho = 1000 \text{ kg/m}^3$

Phantom section: Flat Section

Measurement Standard: DASYS (IEEE/IEC/ANSI C63.19-2007)

DASY5 Configuration:

- Probe: ES3DV3 - SN3225; ConvF(4.88, 4.88, 4.88); Calibrated: 1/13/2011
- Sensor-Surface: 3mm (Mechanical Surface Detection)
- Electronics: DAE3 Sn472; Calibrated: 3/7/2011
- Phantom: SAM 2; Type: SAM 4.0; Serial: 1080
- Measurement SW: DASY52, Version 52.6 (2); SEMCAD X Version 14.4.4 (2829)

**Configuration/Touch position -/Area Scan (61x91x1):** Measurement grid:

$dx=15\text{mm}$ ,  $dy=15\text{mm}$

Maximum value of SAR (interpolated) = 0.526 mW/g

**Configuration/Touch position -/Zoom Scan (5x5x7) (5x5x7)/Cube 0:**


Measurement grid:  $dx=7.5\text{mm}$ ,  $dy=7.5\text{mm}$ ,  $dz=5\text{mm}$

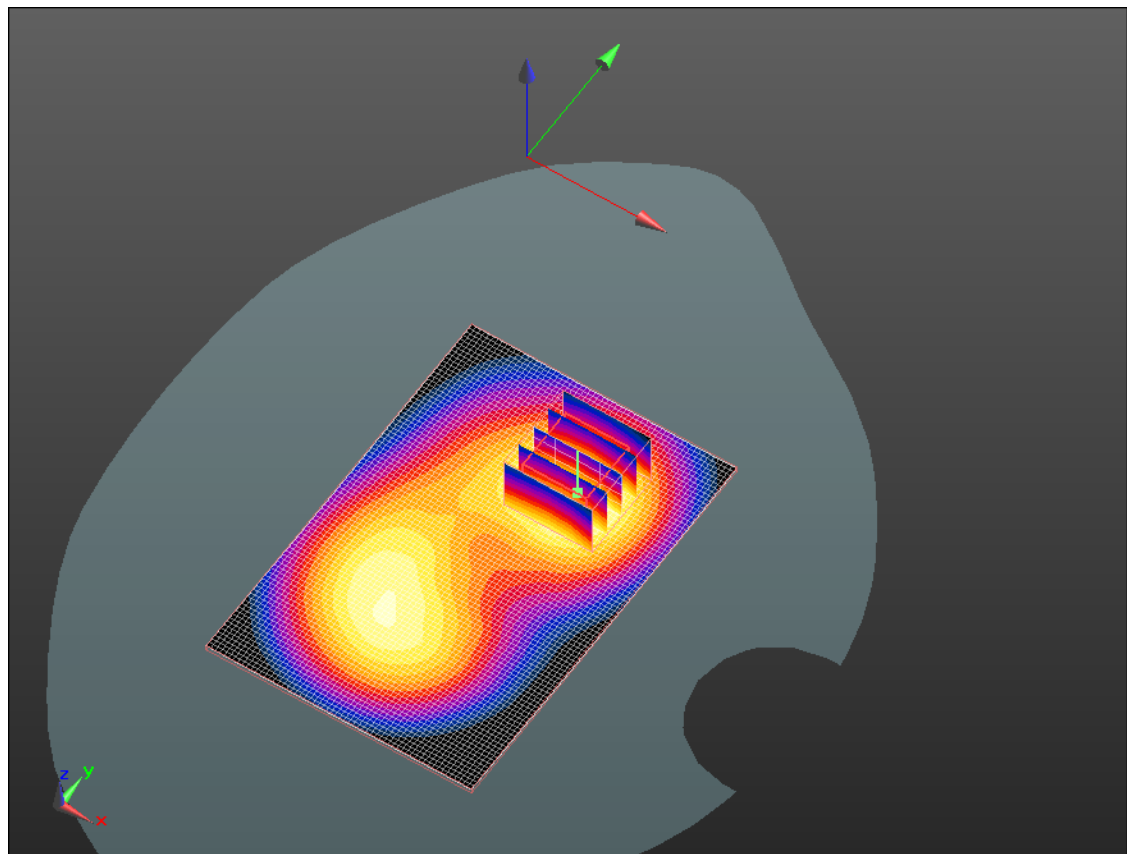
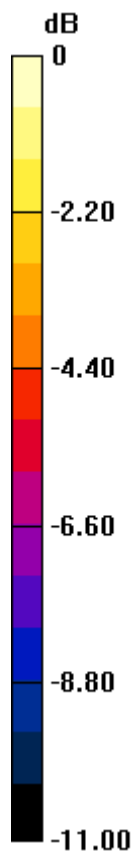
Reference Value = 12.017 V/m; Power Drift = 0.11 dB

Peak SAR (extrapolated) = 0.659 W/kg


**SAR(1 g) = 0.420 mW/g; SAR(10 g) = 0.256 mW/g**

Maximum value of SAR (measured) = 0.499 mW/g

	Document <b>Appendix C for the BlackBerry® Smartphone Model REA71UW SAR Report</b>			Page <b>29(44)</b>
Author Data <b>Andrew Becker</b>	Dates of Test <b>August 4 – September 29, 2011</b>	Test Report No <b>RTS-5316-1109-53</b>	FCC ID: <b>L6AREA70UW</b>	IC ID <b>2503A-REA70UW</b>



0 dB = 0.500mW/g

	Document <b>Appendix C for the BlackBerry® Smartphone Model REA71UW SAR Report</b>				Page <b>30(44)</b>
Author Data <b>Andrew Becker</b>	Dates of Test <b>August 4 – September 29, 2011</b>	Test Report No <b>RTS-5316-1109-53</b>	FCC ID: <b>L6AREA70UW</b>	IC ID <b>2503A-REA70UW</b>	

Date/Time: 8/15/2011 8:17:59 PM, Date/Time: 8/15/2011 8:24:47 PM

Test Laboratory: RIM Testing Services

## Vertical Holster\_Back\_UMTS\_band\_II\_mid\_chan\_amb\_temp\_22.8 \_liq\_temp\_22.8C

**DUT: BlackBerry Smartphone; Type: Sample ; Serial: 27EB7923**

Communication System: WCDMA FDD II; Communication System Band: UMTS FDD II; Frequency: 1880 MHz; Communication System PAR: 0 dB

Medium parameters used:  $f = 1880 \text{ MHz}$ ;  $\sigma = 1.543 \text{ mho/m}$ ;  $\epsilon_r = 52.13$ ;  $\rho = 1000 \text{ kg/m}^3$

Phantom section: Flat Section

Measurement Standard: DASYS (IEEE/IEC/ANSI C63.19-2007)

DASY5 Configuration:

- Probe: ES3DV3 - SN3225; ConvF(4.88, 4.88, 4.88); Calibrated: 1/13/2011
- Sensor-Surface: 3mm (Mechanical Surface Detection)
- Electronics: DAE3 Sn472; Calibrated: 3/7/2011
- Phantom: SAM 2; Type: SAM 4.0; Serial: 1080
- Measurement SW: DASY52, Version 52.6 (2); SEMCAD X Version 14.4.4 (2829)

**Configuration/Touch position -/Area Scan (61x91x1):** Measurement grid:

$dx=15\text{mm}$ ,  $dy=15\text{mm}$

Maximum value of SAR (interpolated) = 0.366 mW/g

**Configuration/Touch position -/Zoom Scan (5x5x7) (5x5x7)/Cube 0:**


Measurement grid:  $dx=7.5\text{mm}$ ,  $dy=7.5\text{mm}$ ,  $dz=5\text{mm}$


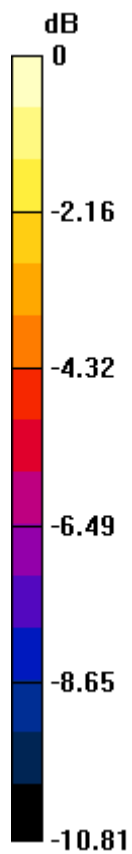
Reference Value = 8.315 V/m; Power Drift = 0.02 dB

Peak SAR (extrapolated) = 0.462 W/kg


**SAR(1 g) = 0.301 mW/g; SAR(10 g) = 0.186 mW/g**

Maximum value of SAR (measured) = 0.357 mW/g

	Document <b>Appendix C for the BlackBerry® Smartphone Model REA71UW SAR Report</b>			Page <b>31(44)</b>
Author Data <b>Andrew Becker</b>	Dates of Test <b>August 4 – September 29, 2011</b>	Test Report No <b>RTS-5316-1109-53</b>	FCC ID: <b>L6AREA70UW</b>	IC ID <b>2503A-REA70UW</b>



0 dB = 0.360mW/g

	Document <b>Appendix C for the BlackBerry® Smartphone Model REA71UW SAR Report</b>			Page <b>32(44)</b>
Author Data <b>Andrew Becker</b>	Dates of Test <b>August 4 – September 29, 2011</b>	Test Report No <b>RTS-5316-1109-53</b>	FCC ID: <b>L6AREA70UW</b>	IC ID <b>2503A-REA70UW</b>

Date/Time: 8/15/2011 8:33:51 PM, Date/Time: 8/15/2011 8:40:37 PM

Test Laboratory: RIM Testing Services

**15mm\_Spacer\_Back\_Headset\_UMTS\_band\_II\_mid\_chan\_amb\_temp\_2  
2.7\_liq\_temp\_22.7C**

**DUT: BlackBerry Smartphone; Type: Sample ; Serial: 27EB7923**

Communication System: WCDMA FDD II; Communication System Band: UMTS FDD II; Frequency: 1880 MHz; Communication System PAR: 0 dB

Medium parameters used:  $f = 1880 \text{ MHz}$ ;  $\sigma = 1.543 \text{ mho/m}$ ;  $\epsilon_r = 52.13$ ;  $\rho = 1000 \text{ kg/m}^3$

Phantom section: Flat Section

Measurement Standard: DASYS (IEEE/IEC/ANSI C63.19-2007)

DASY5 Configuration:

- Probe: ES3DV3 - SN3225; ConvF(4.88, 4.88, 4.88); Calibrated: 1/13/2011
- Sensor-Surface: 3mm (Mechanical Surface Detection)
- Electronics: DAE3 Sn472; Calibrated: 3/7/2011
- Phantom: SAM 2; Type: SAM 4.0; Serial: 1080
- Measurement SW: DASY52, Version 52.6 (2); SEMCAD X Version 14.4.4 (2829)

**Configuration/Touch position -/Area Scan (61x91x1):** Measurement grid:

$dx=15\text{mm}$ ,  $dy=15\text{mm}$

Maximum value of SAR (interpolated) = 0.715 mW/g

**Configuration/Touch position -/Zoom Scan (5x5x7) (5x5x7)/Cube 0:**

Measurement grid:  $dx=7.5\text{mm}$ ,  $dy=7.5\text{mm}$ ,  $dz=5\text{mm}$


Reference Value = 12.801 V/m; Power Drift = 0.04 dB

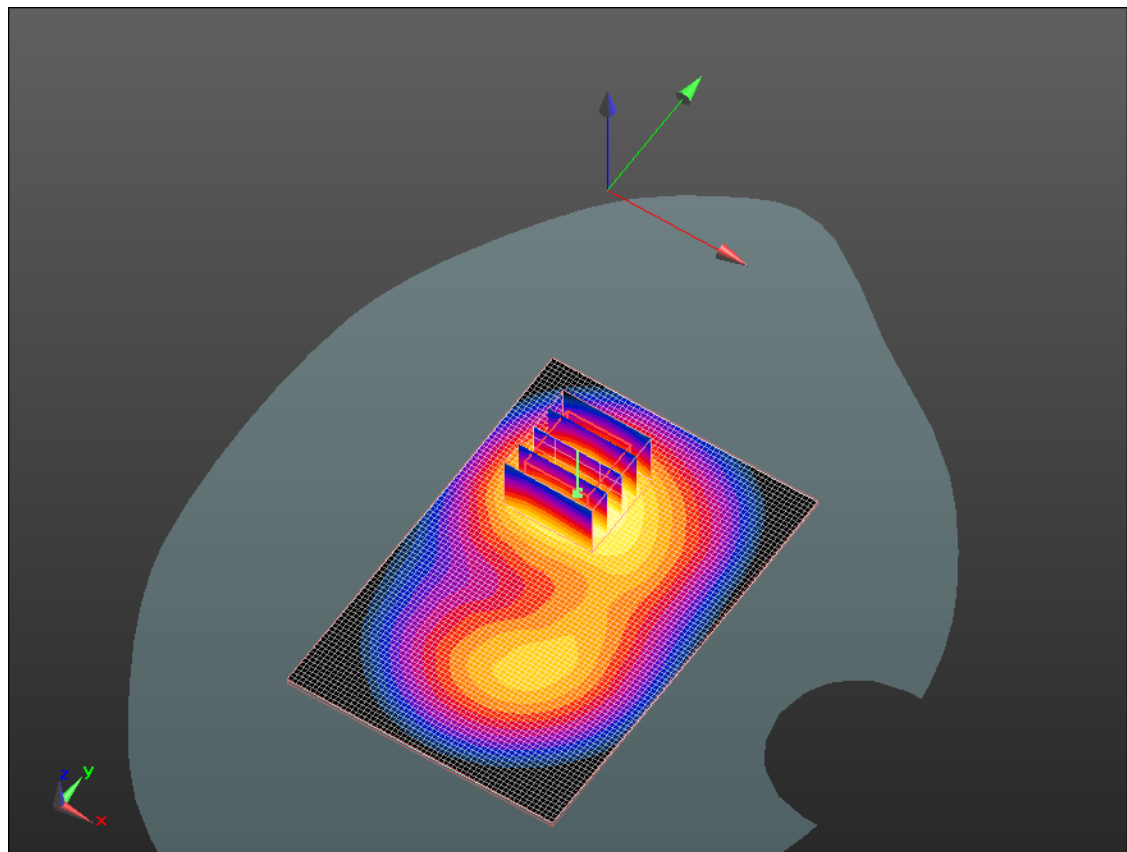
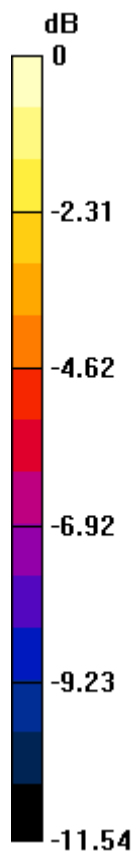
Peak SAR (extrapolated) = 0.924 W/kg

**SAR(1 g) = 0.585 mW/g; SAR(10 g) = 0.351 mW/g**


Maximum value of SAR (measured) = 0.694 mW/g



	Document <b>Appendix C for the BlackBerry® Smartphone Model REA71UW SAR Report</b>			Page <b>33(44)</b>
Author Data <b>Andrew Becker</b>	Dates of Test <b>August 4 – September 29, 2011</b>	Test Report No <b>RTS-5316-1109-53</b>	FCC ID: <b>L6AREA70UW</b>	IC ID <b>2503A-REA70UW</b>



0 dB = 0.690mW/g

	Document <b>Appendix C for the BlackBerry® Smartphone Model REA71UW SAR Report</b>			Page <b>34(44)</b>
Author Data <b>Andrew Becker</b>	Dates of Test <b>August 4 – September 29, 2011</b>	Test Report No <b>RTS-5316-1109-53</b>	FCC ID: <b>L6AREA70UW</b>	IC ID <b>2503A-REA70UW</b>

Date/Time: 8/22/2011 7:34:00 PM, Date/Time: 8/22/2011 7:40:46 PM

Test Laboratory: RIM Testing Services

**15mm\_Spacer\_Back\_802.11b\_high\_chan\_amb\_temp\_23.6\_liq\_temp\_22  
.8C**

**DUT: BlackBerry Smartphone; Type: Sample ; Serial: 27EB7923**

Communication System: 802.11 b (2450); Communication System Band: 802.11 b;  
Frequency: 2462 MHz; Communication System PAR: 0 dB  
Medium parameters used (interpolated):  $f = 2462 \text{ MHz}$ ;  $\sigma = 1.968 \text{ mho/m}$ ;  $\epsilon_r = 50.525$ ;  $\rho = 1000 \text{ kg/m}^3$   
Phantom section: Flat Section  
Measurement Standard: DASYS (IEEE/IEC/ANSI C63.19-2007)

DASY5 Configuration:

- Probe: ES3DV3 - SN3225; ConvF(4.43, 4.43, 4.43); Calibrated: 1/13/2011
- Sensor-Surface: 3mm (Mechanical Surface Detection)
- Electronics: DAE3 Sn472; Calibrated: 3/7/2011
- Phantom: SAM 2; Type: SAM 4.0; Serial: 1080
- Measurement SW: DASYS2, Version 52.6 (2); SEMCAD X Version 14.4.4 (2829)

**Configuration/Touch position -/Area Scan (61x91x1):** Measurement grid:  
dx=15mm, dy=15mm

[Info: Interpolated medium parameters used for SAR evaluation.](#)


Maximum value of SAR (interpolated) = 0.159 mW/g


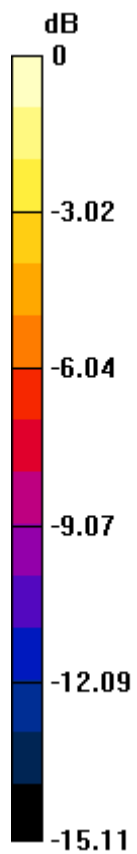
**Configuration/Touch position -/Zoom Scan (5x5x7) (5x5x7)/Cube 0:**

Measurement grid: dx=7.5mm, dy=7.5mm, dz=5mm  
Reference Value = 5.905 V/m; Power Drift = -0.04 dB  
Peak SAR (extrapolated) = 0.250 W/kg  
**SAR(1 g) = 0.126 mW/g; SAR(10 g) = 0.066 mW/g**


[Info: Interpolated medium parameters used for SAR evaluation.](#)

Maximum value of SAR (measured) = 0.157 mW/g

	Document <b>Appendix C for the BlackBerry® Smartphone Model REA71UW SAR Report</b>			Page <b>35(44)</b>
Author Data <b>Andrew Becker</b>	Dates of Test <b>August 4 – September 29, 2011</b>	Test Report No <b>RTS-5316-1109-53</b>	FCC ID: <b>L6AREA70UW</b>	IC ID <b>2503A-REA70UW</b>



0 dB = 0.160mW/g

	Document <b>Appendix C for the BlackBerry® Smartphone Model REA71UW SAR Report</b>			Page <b>36(44)</b>
Author Data <b>Andrew Becker</b>	Dates of Test <b>August 4 – September 29, 2011</b>	Test Report No <b>RTS-5316-1109-53</b>	FCC ID: <b>L6AREA70UW</b>	IC ID <b>2503A-REA70UW</b>

Date/Time: 8/22/2011 7:51:26 PM, Date/Time: 8/22/2011 7:58:15 PM

Test Laboratory: RIM Testing Services

**15mm\_Spacer\_Front\_802.11b\_high\_chan\_amb\_temp\_23.3\_liq\_temp\_22.5C**

**DUT: BlackBerry Smartphone; Type: Sample ; Serial: 27EB7923**

Communication System: 802.11 b (2450); Communication System Band: 802.11 b;  
Frequency: 2462 MHz; Communication System PAR: 0 dB  
Medium parameters used (interpolated):  $f = 2462 \text{ MHz}$ ;  $\sigma = 1.968 \text{ mho/m}$ ;  $\epsilon_r = 50.525$ ;  $\rho = 1000 \text{ kg/m}^3$   
Phantom section: Flat Section  
Measurement Standard: DASYS (IEEE/IEC/ANSI C63.19-2007)

DASY5 Configuration:

- Probe: ES3DV3 - SN3225; ConvF(4.43, 4.43, 4.43); Calibrated: 1/13/2011
- Sensor-Surface: 3mm (Mechanical Surface Detection)
- Electronics: DAE3 Sn472; Calibrated: 3/7/2011
- Phantom: SAM 2; Type: SAM 4.0; Serial: 1080
- Measurement SW: DASYS2, Version 52.6 (2); SEMCAD X Version 14.4.4 (2829)

**Configuration/Touch position -/Area Scan (61x91x1):** Measurement grid:  
dx=15mm, dy=15mm

[Info: Interpolated medium parameters used for SAR evaluation.](#)


Maximum value of SAR (interpolated) = 0.072 mW/g


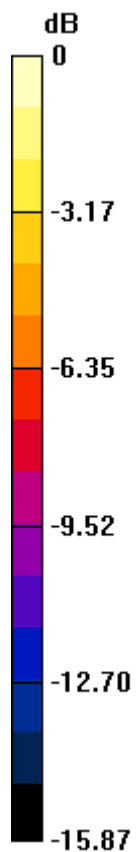
**Configuration/Touch position -/Zoom Scan (5x5x7) (5x5x7)/Cube 0:**

Measurement grid: dx=7.5mm, dy=7.5mm, dz=5mm  
Reference Value = 3.379 V/m; Power Drift = 0.30 dB  
Peak SAR (extrapolated) = 0.113 W/kg  
**SAR(1 g) = 0.056 mW/g; SAR(10 g) = 0.029 mW/g**


[Info: Interpolated medium parameters used for SAR evaluation.](#)

Maximum value of SAR (measured) = 0.071 mW/g

	Document <b>Appendix C for the BlackBerry® Smartphone Model REA71UW SAR Report</b>			Page <b>37(44)</b>
Author Data <b>Andrew Becker</b>	Dates of Test <b>August 4 – September 29, 2011</b>	Test Report No <b>RTS-5316-1109-53</b>	FCC ID: <b>L6AREA70UW</b>	IC ID <b>2503A-REA70UW</b>



0 dB = 0.070mW/g

	Document <b>Appendix C for the BlackBerry® Smartphone Model REA71UW SAR Report</b>			Page <b>38(44)</b>
Author Data <b>Andrew Becker</b>	Dates of Test <b>August 4 – September 29, 2011</b>	Test Report No <b>RTS-5316-1109-53</b>	FCC ID: <b>L6AREA70UW</b>	IC ID <b>2503A-REA70UW</b>

Date/Time: 8/22/2011 8:15:53 PM, Date/Time: 8/22/2011 8:22:40 PM

Test Laboratory: RIM Testing Services

## Vertical Holster\_Back\_802.11b\_high\_chan\_amb\_temp\_23.2 \_liq\_temp\_22.4C

**DUT: BlackBerry Smartphone; Type: Sample ; Serial: 27EB7923**

Communication System: 802.11 b (2450); Communication System Band: 802.11 b;  
Frequency: 2462 MHz; Communication System PAR: 0 dB  
Medium parameters used (interpolated):  $f = 2462 \text{ MHz}$ ;  $\sigma = 1.968 \text{ mho/m}$ ;  $\epsilon_r = 50.525$ ;  $\rho = 1000 \text{ kg/m}^3$   
Phantom section: Flat Section  
Measurement Standard: DASYS (IEEE/IEC/ANSI C63.19-2007)

DASY5 Configuration:

- Probe: ES3DV3 - SN3225; ConvF(4.43, 4.43, 4.43); Calibrated: 1/13/2011
- Sensor-Surface: 3mm (Mechanical Surface Detection)
- Electronics: DAE3 Sn472; Calibrated: 3/7/2011
- Phantom: SAM 2; Type: SAM 4.0; Serial: 1080
- Measurement SW: DASYS2, Version 52.6 (2); SEMCAD X Version 14.4.4 (2829)

**Configuration/Touch position -/Area Scan (61x91x1):** Measurement grid:  
dx=15mm, dy=15mm

[Info: Interpolated medium parameters used for SAR evaluation.](#)


Maximum value of SAR (interpolated) = 0.108 mW/g


**Configuration/Touch position -/Zoom Scan (5x5x7) (5x5x7)/Cube 0:**

Measurement grid: dx=7.5mm, dy=7.5mm, dz=5mm  
Reference Value = 4.720 V/m; Power Drift = -0.01 dB  
Peak SAR (extrapolated) = 0.163 W/kg  
**SAR(1 g) = 0.086 mW/g; SAR(10 g) = 0.047 mW/g**


[Info: Interpolated medium parameters used for SAR evaluation.](#)

Maximum value of SAR (measured) = 0.106 mW/g

	Document <b>Appendix C for the BlackBerry® Smartphone Model REA71UW SAR Report</b>			Page <b>39(44)</b>
Author Data <b>Andrew Becker</b>	Dates of Test <b>August 4 – September 29, 2011</b>	Test Report No <b>RTS-5316-1109-53</b>	FCC ID: <b>L6AREA70UW</b>	IC ID <b>2503A-REA70UW</b>





	Document <b>Appendix C for the BlackBerry® Smartphone Model REA71UW SAR Report</b>			Page <b>40(44)</b>
Author Data <b>Andrew Becker</b>	Dates of Test <b>August 4 – September 29, 2011</b>	Test Report No <b>RTS-5316-1109-53</b>	FCC ID: <b>L6AREA70UW</b>	IC ID <b>2503A-REA70UW</b>

Date/Time: 8/22/2011 8:42:05 PM, Date/Time: 8/22/2011 8:48:52 PM

Test Laboratory: RIM Testing Services

**15mm\_Spacer\_Back\_Headset\_802.11b\_high\_chan\_amb\_temp\_23.2\_liq  
\_temp\_22.4C**

**DUT: BlackBerry Smartphone; Type: Sample ; Serial: 27EB7923**

Communication System: 802.11 b (2450); Communication System Band: 802.11 b;  
Frequency: 2462 MHz; Communication System PAR: 0 dB  
Medium parameters used (interpolated):  $f = 2462 \text{ MHz}$ ;  $\sigma = 1.968 \text{ mho/m}$ ;  $\epsilon_r = 50.525$ ;  $\rho = 1000 \text{ kg/m}^3$   
Phantom section: Flat Section  
Measurement Standard: DASYS (IEEE/IEC/ANSI C63.19-2007)

DASY5 Configuration:

- Probe: ES3DV3 - SN3225; ConvF(4.43, 4.43, 4.43); Calibrated: 1/13/2011
- Sensor-Surface: 3mm (Mechanical Surface Detection)
- Electronics: DAE3 Sn472; Calibrated: 3/7/2011
- Phantom: SAM 2; Type: SAM 4.0; Serial: 1080
- Measurement SW: DASYS2, Version 52.6 (2); SEMCAD X Version 14.4.4 (2829)

**Configuration/Touch position -/Area Scan (61x91x1):** Measurement grid:  
dx=15mm, dy=15mm

[Info: Interpolated medium parameters used for SAR evaluation.](#)

Maximum value of SAR (interpolated) = 0.147 mW/g

**Configuration/Touch position -/Zoom Scan (5x5x7) (5x5x7)/Cube 0:**

Measurement grid: dx=7.5mm, dy=7.5mm, dz=5mm

Reference Value = 4.766 V/m; Power Drift = 0.15 dB


Peak SAR (extrapolated) = 0.229 W/kg


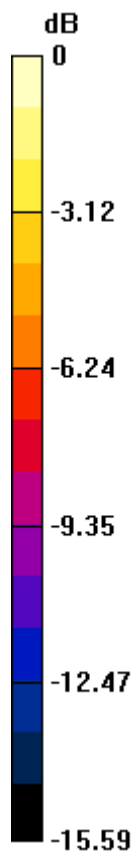
**SAR(1 g) = 0.112 mW/g; SAR(10 g) = 0.056 mW/g**

[Info: Interpolated medium parameters used for SAR evaluation.](#)


Maximum value of SAR (measured) = 0.144 mW/g



	Document <b>Appendix C for the BlackBerry® Smartphone Model REA71UW SAR Report</b>			Page <b>41(44)</b>
Author Data <b>Andrew Becker</b>	Dates of Test <b>August 4 – September 29, 2011</b>	Test Report No <b>RTS-5316-1109-53</b>	FCC ID: <b>L6AREA70UW</b>	IC ID <b>2503A-REA70UW</b>



0 dB = 0.140mW/g

	Document <b>Appendix C for the BlackBerry® Smartphone Model REA71UW SAR Report</b>			Page <b>42(44)</b>
Author Data <b>Andrew Becker</b>	Dates of Test <b>August 4 – September 29, 2011</b>	Test Report No <b>RTS-5316-1109-53</b>	FCC ID: <b>L6AREA70UW</b>	IC ID <b>2503A-REA70UW</b>

Date/Time: 8/22/2011 9:35:56 PM, Date/Time: 8/22/2011 9:42:42 PM

Test Laboratory: RIM Testing Services

**15mm\_Spacer\_Back\_Bluetooth\_high\_chan\_amb\_temp\_23.2\_liq\_temp\_2**

**2.4C**

**DUT: BlackBerry Smartphone; Type: Sample ; Serial: 27EB7923**

Communication System: Bluetooth; Communication System Band: Bluetooth;

Frequency: 2480 MHz; Communication System PAR: 0 dB

Medium parameters used:  $f = 2480 \text{ MHz}$ ;  $\sigma = 1.856 \text{ mho/m}$ ;  $\epsilon_r = 50.18$ ;  $\rho = 1000 \text{ kg/m}^3$

Phantom section: Flat Section

Measurement Standard: DASYS (IEEE/IEC/ANSI C63.19-2007)

DASY5 Configuration:

- Probe: ES3DV3 - SN3225; ConvF(4.43, 4.43, 4.43); Calibrated: 1/13/2011
- Sensor-Surface: 3mm (Mechanical Surface Detection)
- Electronics: DAE3 Sn472; Calibrated: 3/7/2011
- Phantom: SAM 2; Type: SAM 4.0; Serial: 1080
- Measurement SW: DASY52, Version 52.6 (2); SEMCAD X Version 14.4.4 (2829)

**Configuration/Touch position -/Area Scan (61x91x1):** Measurement grid:

$dx=15\text{mm}$ ,  $dy=15\text{mm}$

Maximum value of SAR (interpolated) = 0.00496 mW/g

**Configuration/Touch position -/Zoom Scan (5x5x7) (5x5x7)/Cube 0:**


Measurement grid:  $dx=7.5\text{mm}$ ,  $dy=7.5\text{mm}$ ,  $dz=5\text{mm}$

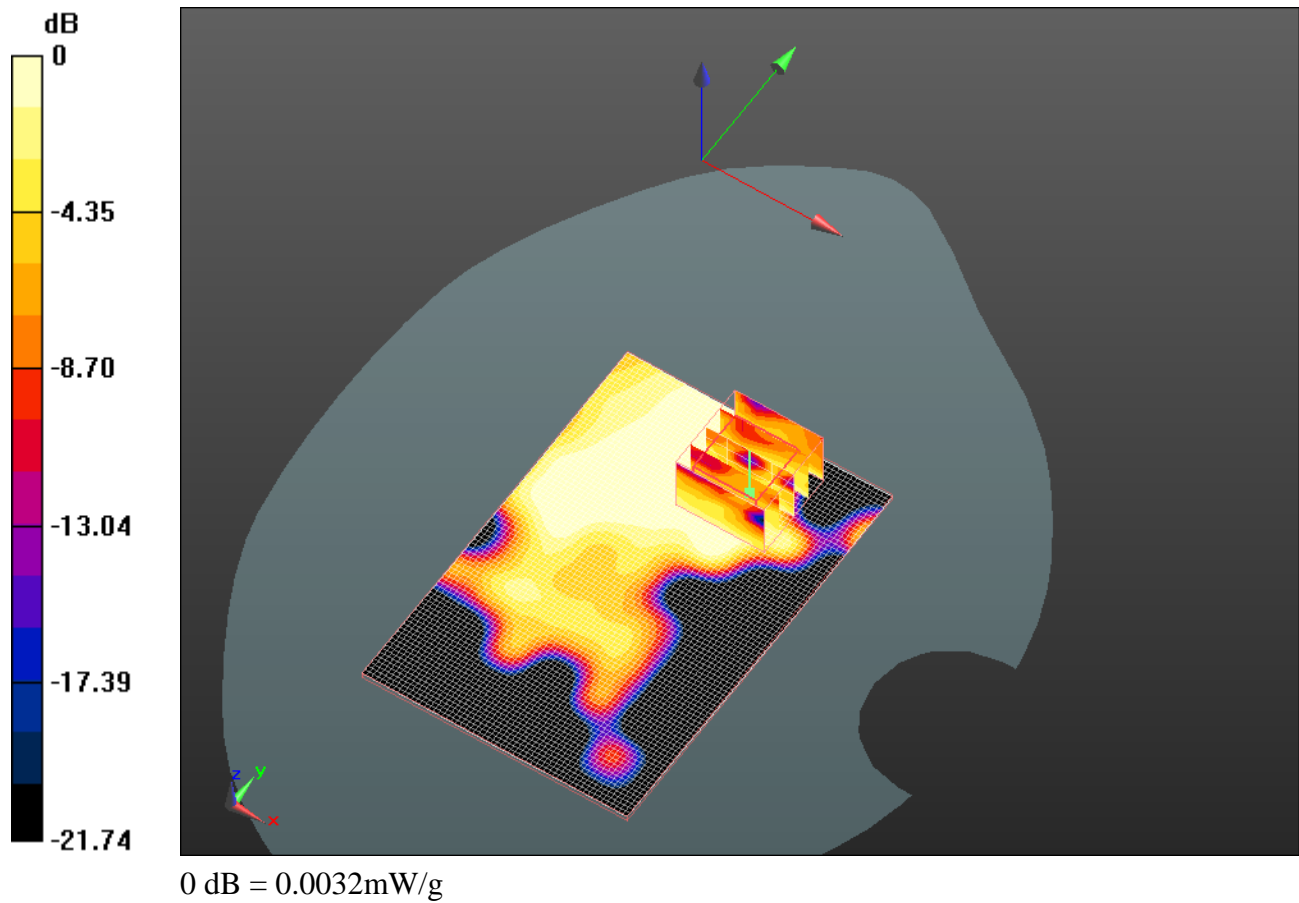
Reference Value = 1.152 V/m; Power Drift = 0.06 dB


Peak SAR (extrapolated) = 0.00453 W/kg

**SAR(1 g) = 0.00244 mW/g; SAR(10 g) = 0.00131 mW/g**

Maximum value of SAR (measured) = 0.00322 mW/g

	Document <b>Appendix C for the BlackBerry® Smartphone Model REA71UW SAR Report</b>			Page <b>43(44)</b>
Author Data <b>Andrew Becker</b>	Dates of Test <b>August 4 – September 29, 2011</b>	Test Report No <b>RTS-5316-1109-53</b>	FCC ID: <b>L6AREA70UW</b>	IC ID <b>2503A-REA70UW</b>



	Document <b>Appendix C for the BlackBerry® Smartphone Model REA71UW SAR Report</b>			Page <b>44(44)</b>
Author Data <b>Andrew Becker</b>	Dates of Test <b>August 4 – September 29, 2011</b>	Test Report No <b>RTS-5316-1109-53</b>	FCC ID: <b>L6AREA70UW</b>	IC ID <b>2503A-REA70UW</b>

### Z axis plot for the worst case body configuration:

