	Document Annex A to Hearing Aid Compatibility RF Emissions Test Report for the BlackBerry® Smartphone model REA71UW		Page 1 (123)
	Author Data Daoud Attayi	Dates of Test Feb 28, Mar. 22-23, Apr. 05, Aug. 09-31, 2011	Report No RTS-5316-1109-55

Annex A: Measurement data and plots

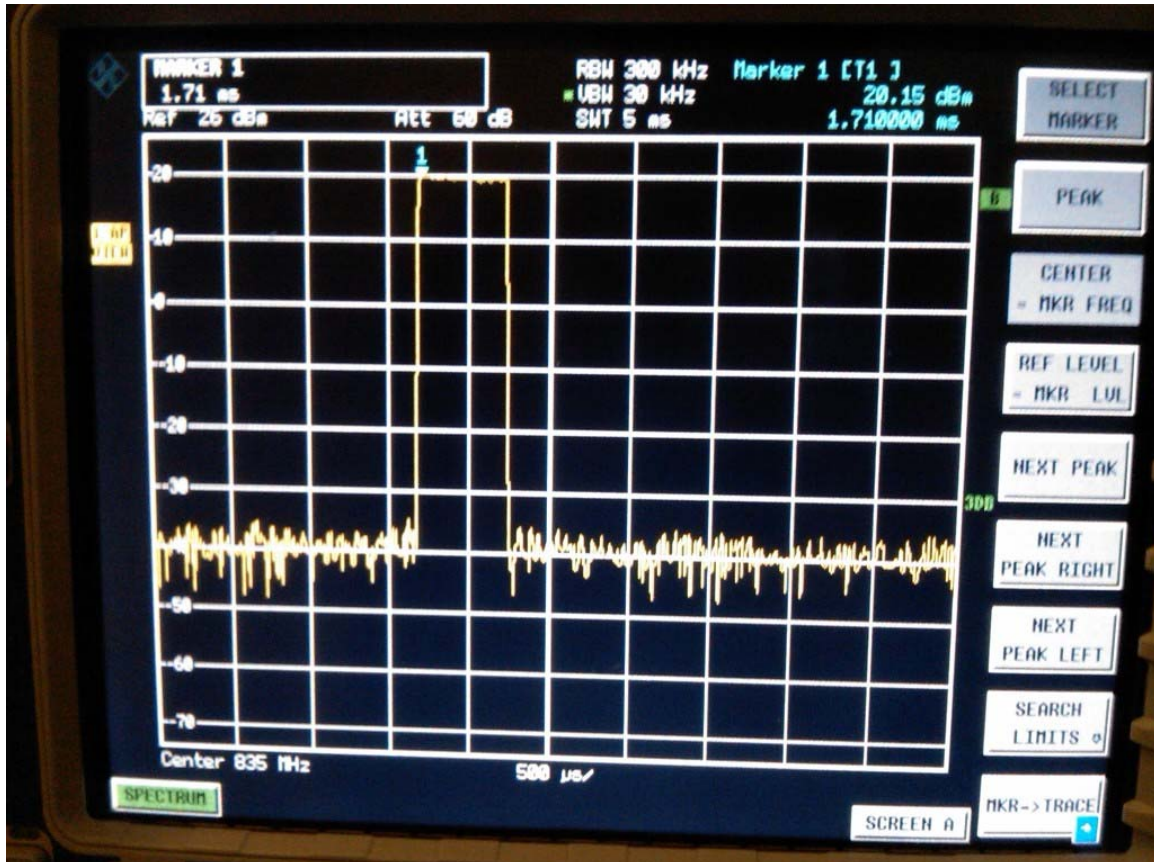
A.1 Spectrum analyser plots: GSM/UMTS, CW, 80%AM, signals

Author Data
Daoud Attayi


Dates of Test
**Feb 28, Mar. 22-23, Apr. 05, Aug.
 09-31, 2011**

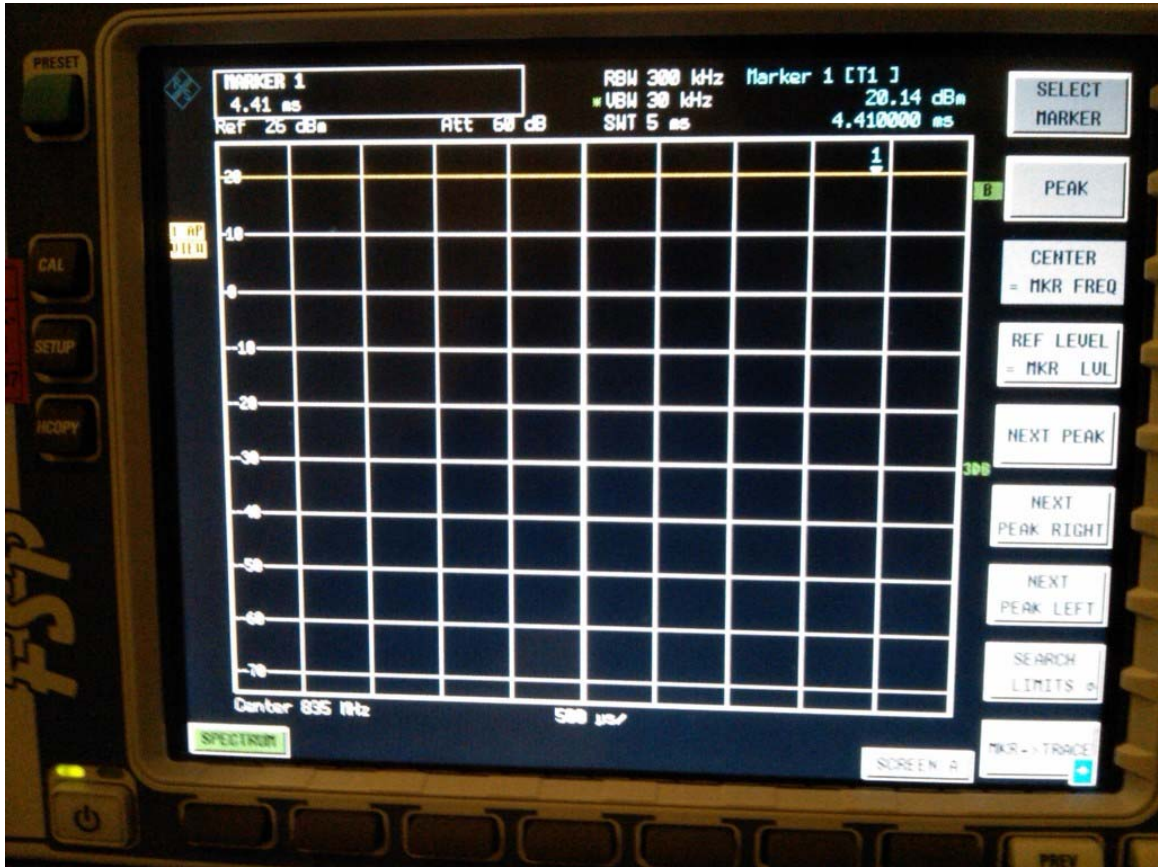
Report No
RTS-5316-1109-55

FCC ID
L6AREA70UW



GSM 835 MHz

	Document Annex A to Hearing Aid Compatibility RF Emissions Test Report for the BlackBerry® Smartphone model REA71UW		Page 3 (123)
	Author Data Daoud Attayi	Dates of Test Feb 28, Mar. 22-23, Apr. 05, Aug. 09-31, 2011	Report No RTS-5316-1109-55



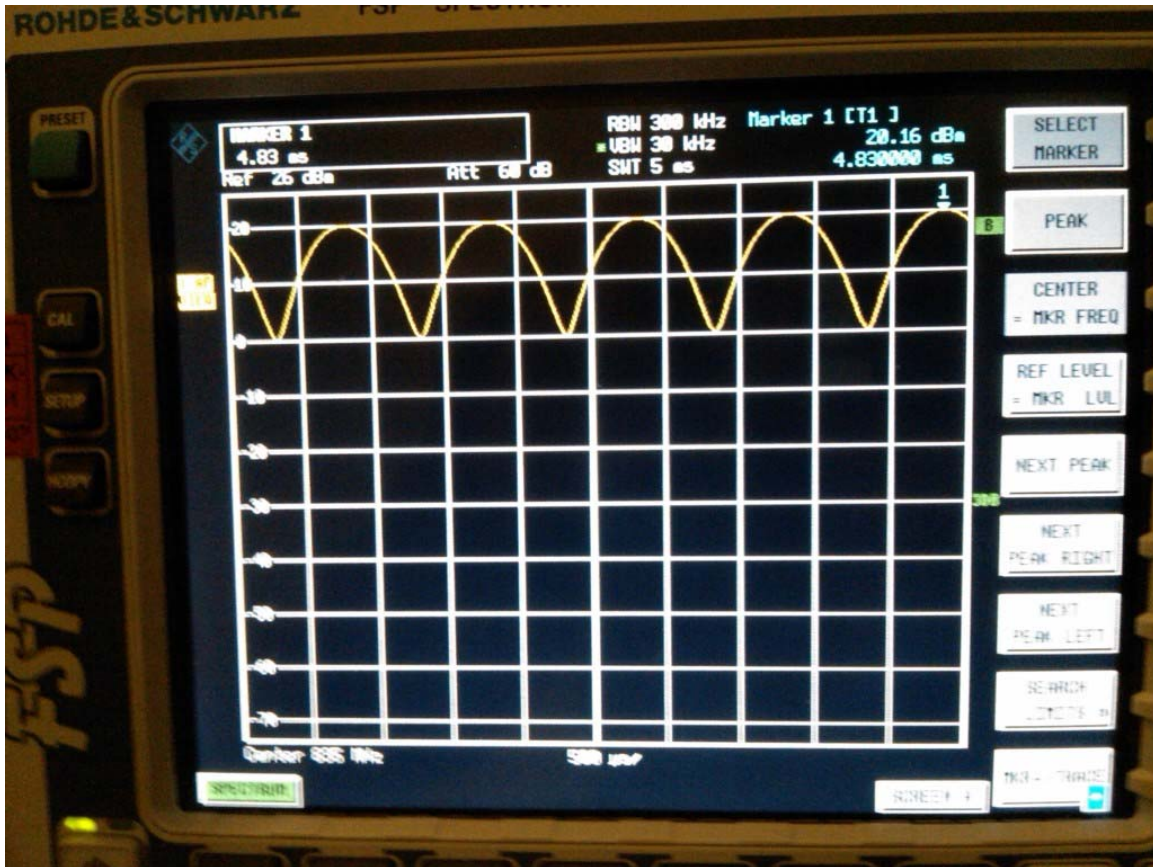
CW 835 MHz

Author Data
Daoud Attayi

Dates of Test
**Feb 28, Mar. 22-23, Apr. 05, Aug.
 09-31, 2011**

Report No
RTS-5316-1109-55

FCC ID
L6AREA70UW



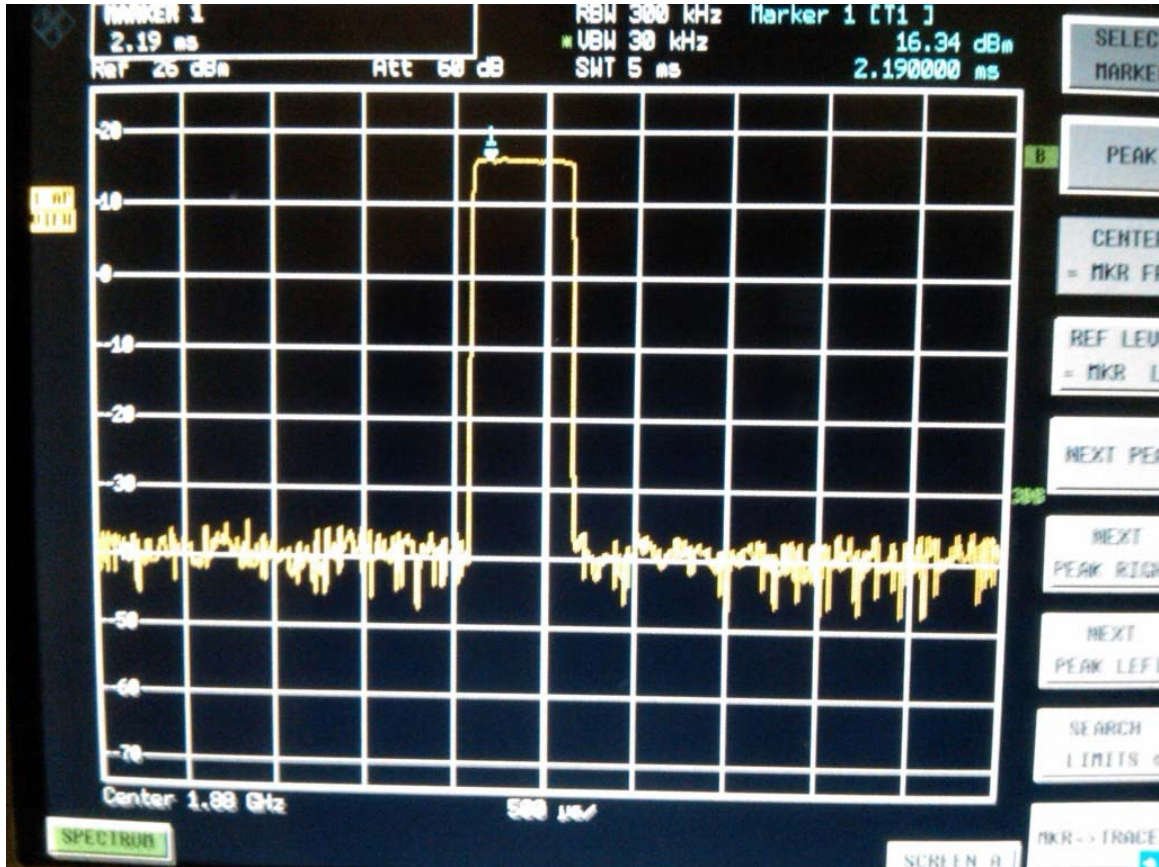
AM 80% 835 MHz

Author Data
Daoud Attayi

Dates of Test
**Feb 28, Mar. 22-23, Apr. 05, Aug.
 09-31, 2011**

Report No
RTS-5316-1109-55

FCC ID
L6AREA70UW



GSM 1880 MHz

Author Data
Daoud Attayi

Dates of Test
**Feb 28, Mar. 22-23, Apr. 05, Aug.
 09-31, 2011**

Report No
RTS-5316-1109-55

FCC ID
L6AREA70UW



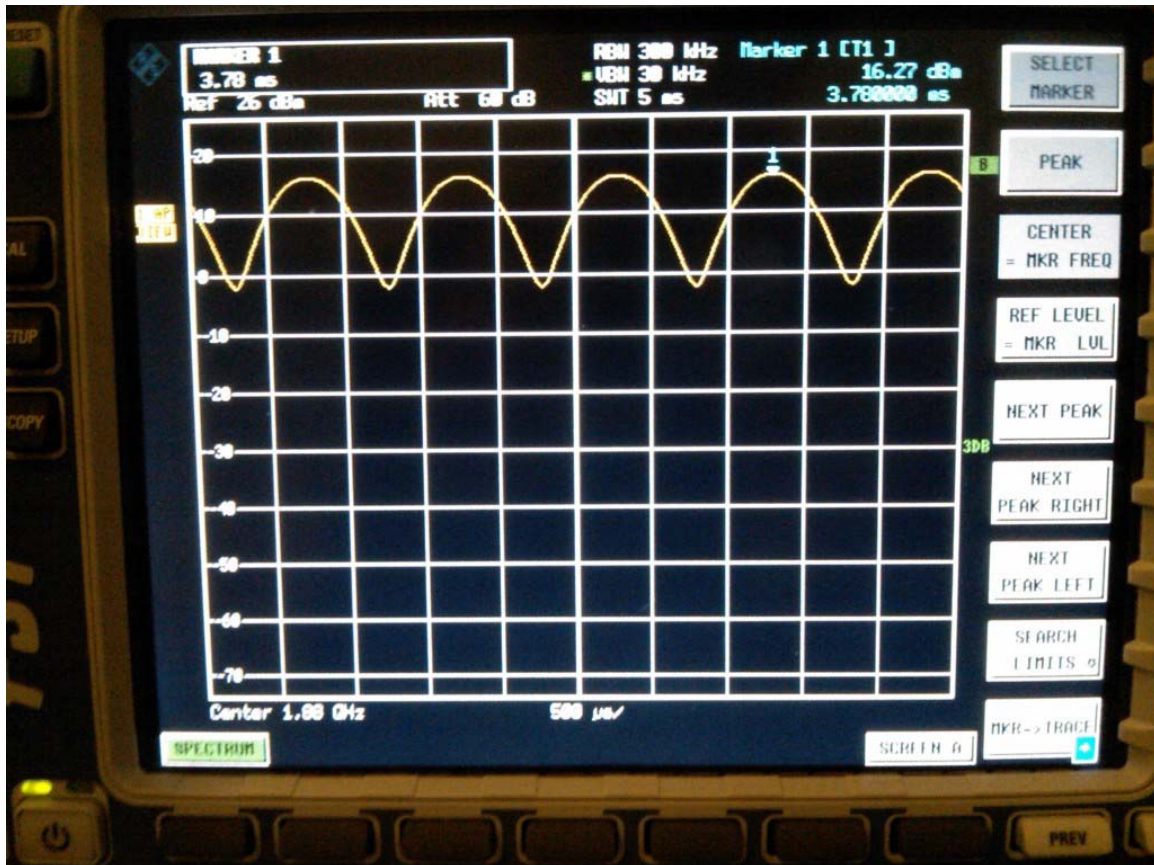
CW 1880 MHz

Author Data
Daoud Attayi

Dates of Test
**Feb 28, Mar. 22-23, Apr. 05, Aug.
 09-31, 2011**

Report No
RTS-5316-1109-55

FCC ID
L6AREA70UW



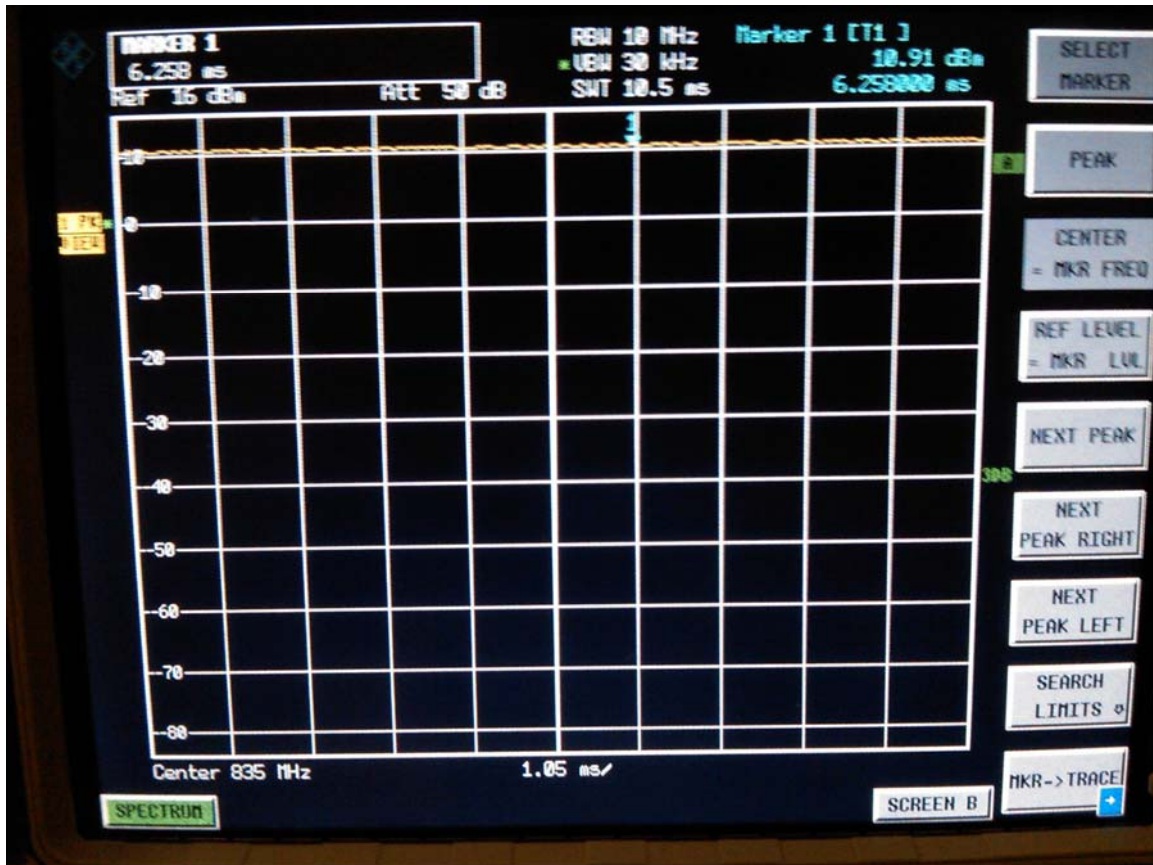
AM 80 % 1880 MHz

Author Data
Daoud Attayi


Dates of Test
**Feb 28, Mar. 22-23, Apr. 05, Aug.
 09-31, 2011**

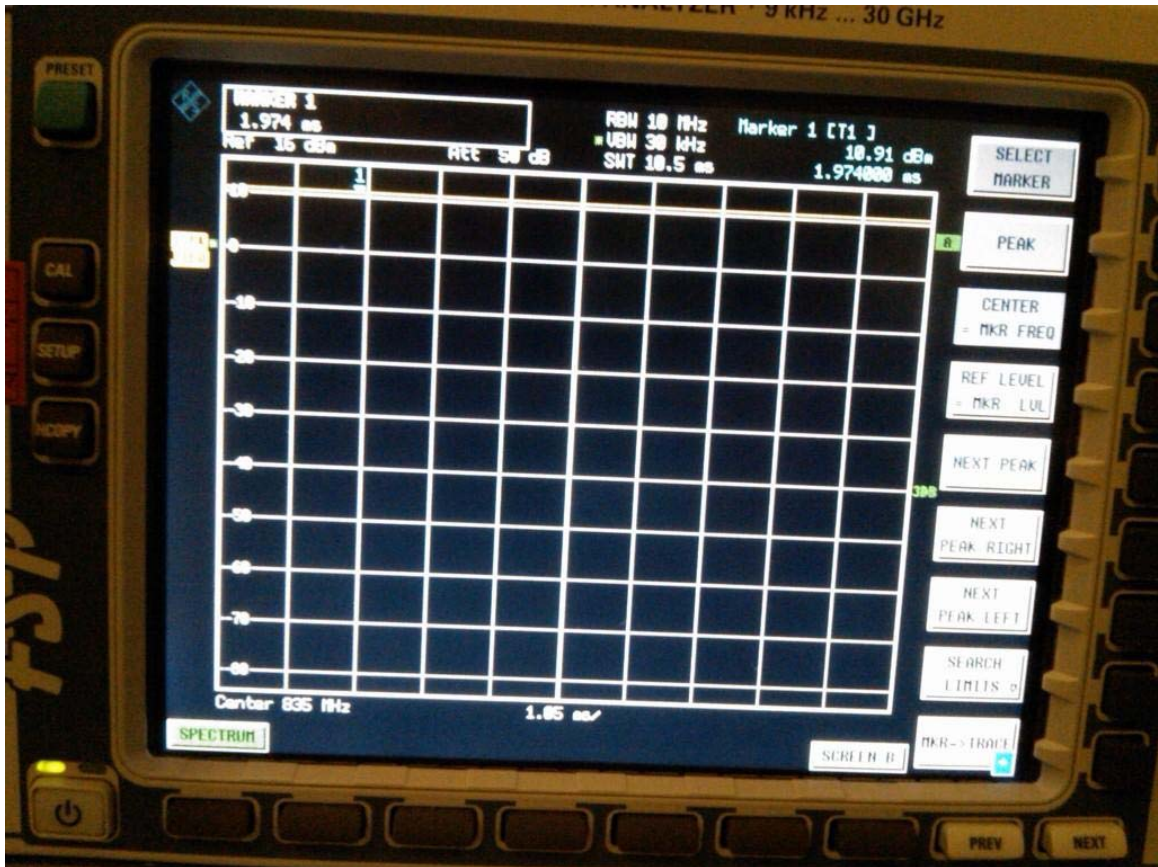
Report No
RTS-5316-1109-55

FCC ID
L6AREA70UW



UMTS 835 MHz

	Document Annex A to Hearing Aid Compatibility RF Emissions Test Report for the BlackBerry® Smartphone model REA71UW		Page 9 (123)
	Author Data Daoud Attayi	Dates of Test Feb 28, Mar. 22-23, Apr. 05, Aug. 09-31, 2011	Report No RTS-5316-1109-55



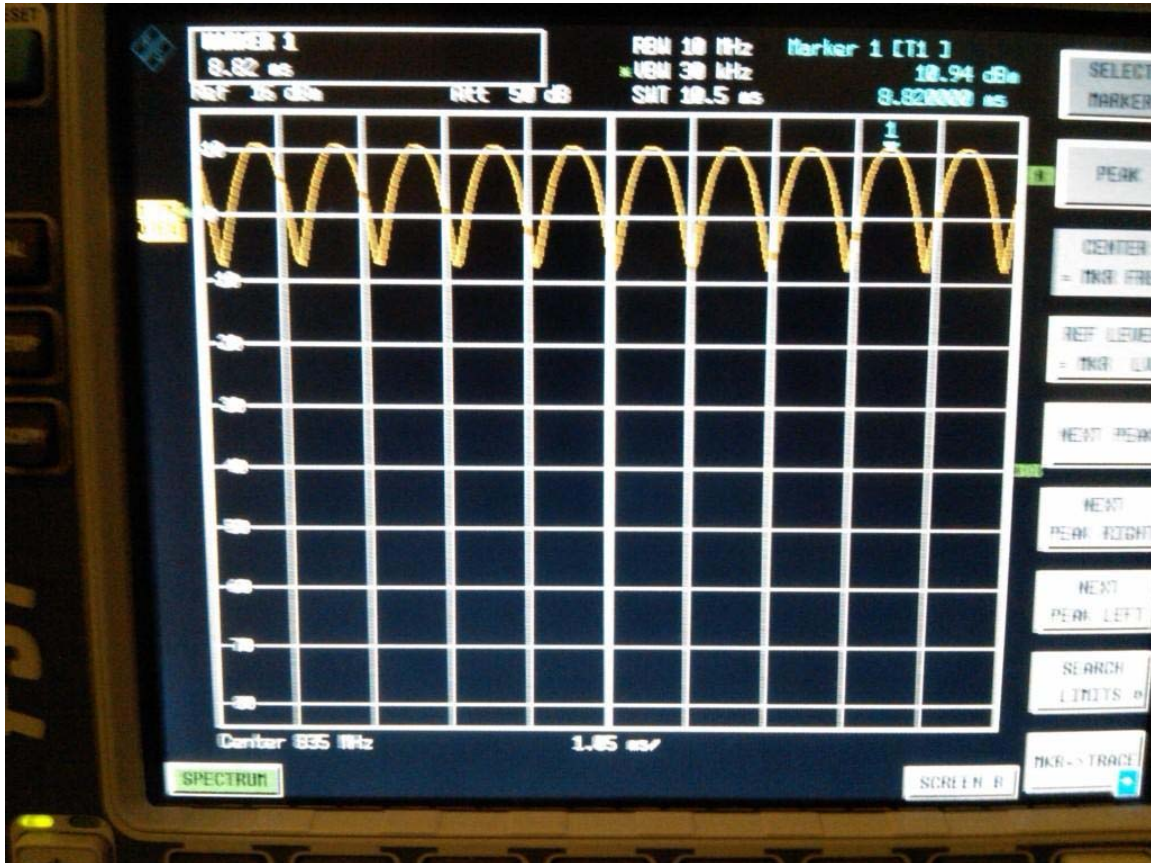
CW 835 MHz

Author Data
Daoud Attayi

Dates of Test
**Feb 28, Mar. 22-23, Apr. 05, Aug.
 09-31, 2011**

Report No
RTS-5316-1109-55

FCC ID
L6AREA70UW



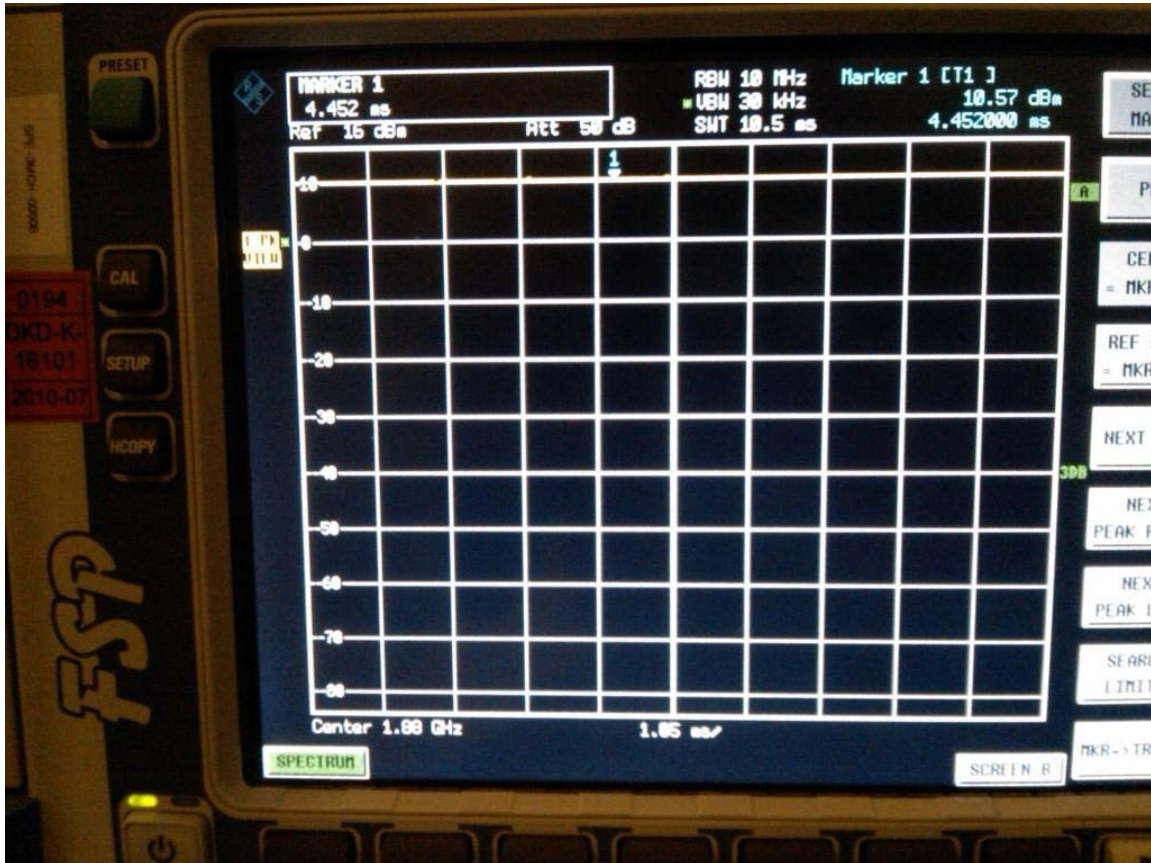
AM 80% 835 MHz

Author Data
Daoud Attayi

Dates of Test
**Feb 28, Mar. 22-23, Apr. 05, Aug.
 09-31, 2011**

Report No
RTS-5316-1109-55

FCC ID
L6AREA70UW



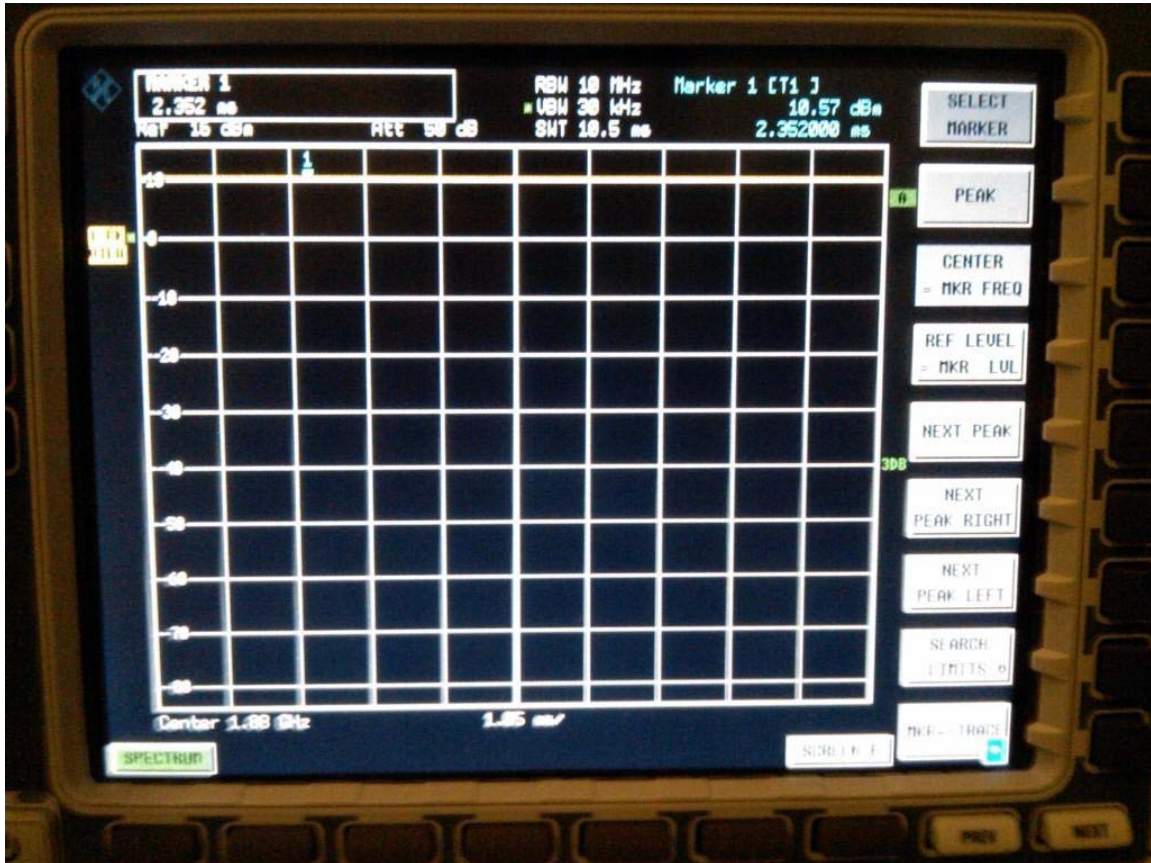
UMTS 1880 MHz

Author Data
Daoud Attayi

Dates of Test
**Feb 28, Mar. 22-23, Apr. 05, Aug.
 09-31, 2011**

Report No
RTS-5316-1109-55

FCC ID
L6AREA70UW



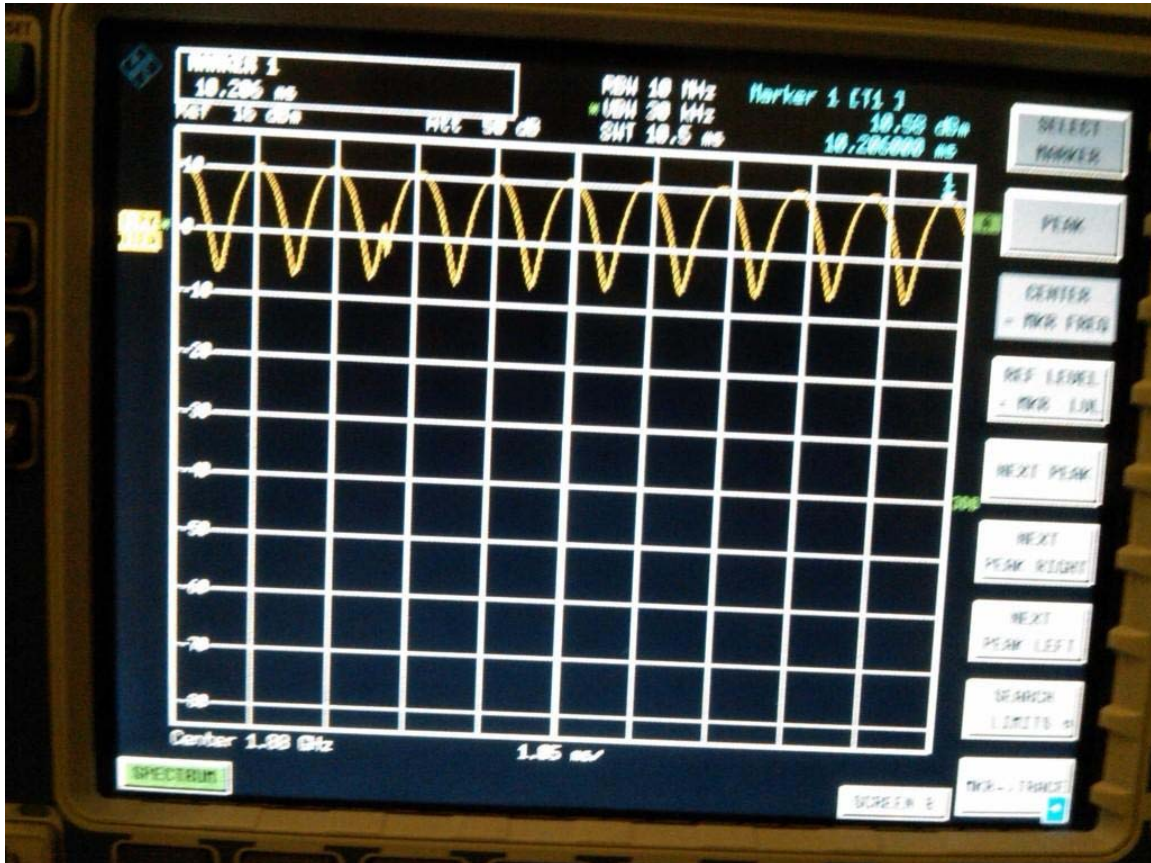
CW 1880 MHz

Author Data
Daoud Attayi


Dates of Test
**Feb 28, Mar. 22-23, Apr. 05, Aug.
 09-31, 2011**

Report No
RTS-5316-1109-55

FCC ID
L6AREA70UW



AM 80 % 1880 MHz

	Document Annex A to Hearing Aid Compatibility RF Emissions Test Report for the BlackBerry® Smartphone model REA71UW		Page 14 (123)
	Author Data Daoud Attayi	Dates of Test Feb 28, Mar. 22-23, Apr. 05, Aug. 09-31, 2011	Report No RTS-5316-1109-55

A.2 Dipole validation and probe modulation factor plots

	Document Annex A to Hearing Aid Compatibility RF Emissions Test Report for the BlackBerry® Smartphone model REA71UW		Page 15 (123)
	Author Data Daoud Attayi	Dates of Test Feb 28, Mar. 22-23, Apr. 05, Aug. 09-31, 2011	Report No RTS-5316-1109-55

Date/Time: 9/6/2011 12:21:44 PM

Test Laboratory: RIM Testing Services

HAC RF_E-Field_validation_835 MHz_09_06_11

DUT: HAC-Dipole 835 MHz; Type: D835V3

Communication System: CW; Frequency: 835 MHz
Medium parameters used: $\sigma = 0$ mho/m, $\epsilon_r = 1$; $\rho = 0$ kg/m³
Phantom section: RF Section
Measurement Standard: DASYS (IEEE/IEC/ANSI C63.19-2007)

DASY5 Configuration:

- Probe: ER3DV6 - SN2286; ConvF(1, 1, 1); Calibrated: 1/14/2011
- Sensor-Surface: (Fix Surface)
- Electronics: DAE3 Sn472; Calibrated: 3/7/2011
- Phantom: HAC RF Test Arch with AMCC; Type: SD HAC P01 BA;
- Measurement SW: DASYS2, Version 52.6 (2); SEMCAD X Version 14.4.4 (2829)

Dipole E-Field measurement/E Scan - measurement distance from the probe sensor center to CD835 Dipole = 10mm/Hearing Aid Compatibility Test

(41x361x1): Measurement grid: dx=5mm, dy=5mm

Maximum value of peak Total field = 157.2 V/m

Probe Modulation Factor = 1.000

Device Reference Point: 0, 0, -6.3 mm

Reference Value = 118.2 V/m; Power Drift = 0.003 dB

Hearing Aid Near-Field Category: M4 (AWF 0 dB)

Peak E-field in V/m

Grid 1 154.0 M4	Grid 2 157.2 M4	Grid 3 152.8 M4
Grid 4 83.638 M4	Grid 5 85.844 M4	Grid 6 83.612 M4
Grid 7	Grid 8	Grid 9

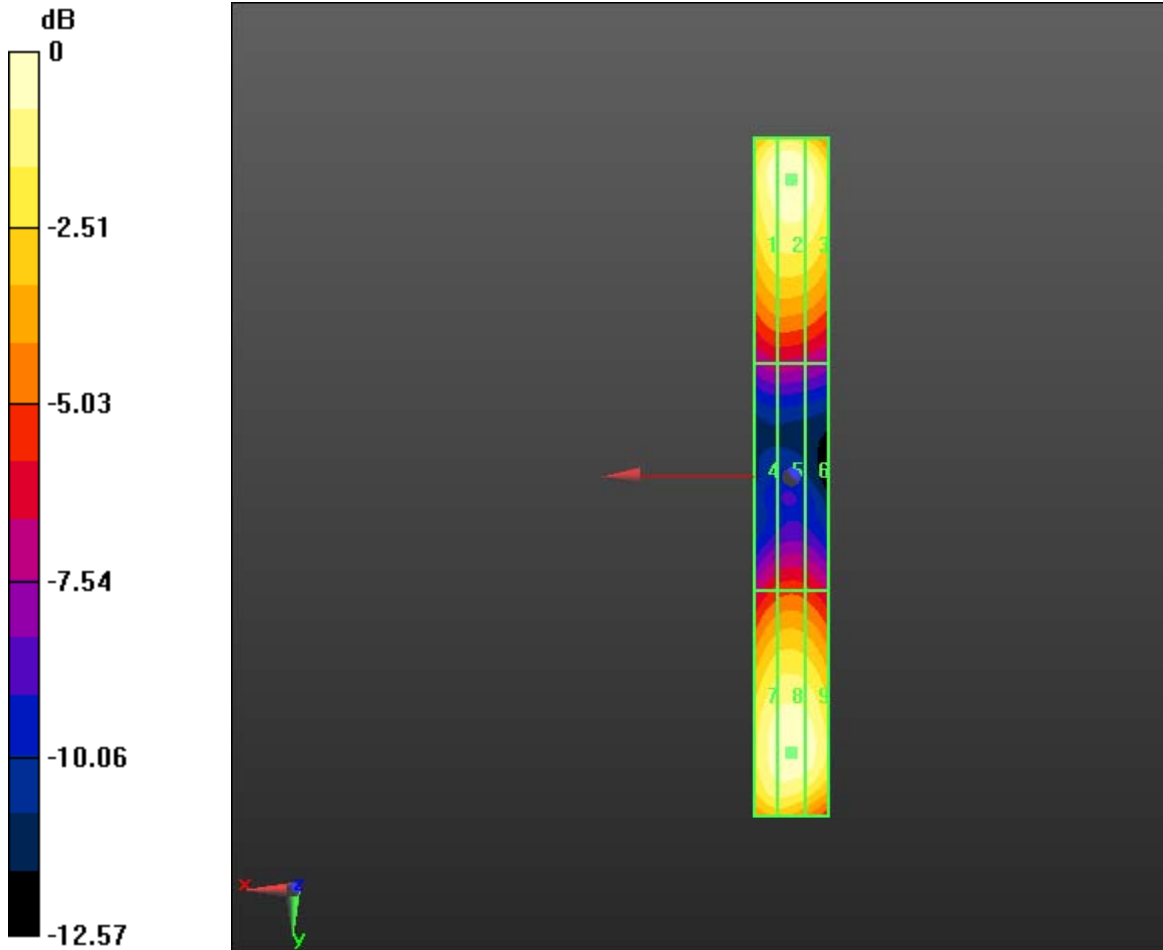
Author Data
Daoud Attayi

Dates of Test
Feb 28, Mar. 22-23, Apr. 05, Aug. 09-31, 2011


Report No
RTS-5316-1109-55

FCC ID
L6AREA70UW

151.7 M4	155.2 M4	152.2 M4
-----------------	-----------------	-----------------



0 dB = 157.2V/m

	Document Annex A to Hearing Aid Compatibility RF Emissions Test Report for the BlackBerry® Smartphone model REA71UW		Page 17 (123)
	Author Data Daoud Attayi	Dates of Test Feb 28, Mar. 22-23, Apr. 05, Aug. 09-31, 2011	Report No RTS-5316-1109-55

Date/Time: 7/28/2011 2:17:53 PM

Test Laboratory: RIM Testing Services

HAC RF_E-Field_validation_835 MHz_07_28_11

DUT: HAC-Dipole 835 MHz; Type: D835V3

Communication System: CW; Communication System Band: D835 (835.0 MHz); Frequency: 835 MHz; Communication System PAR: 0 dB
Medium parameters used: $\sigma = 0$ mho/m, $\epsilon_r = 1$; $\rho = 0$ kg/m³
Phantom section: RF Section
Measurement Standard: DASYS (IEEE/IEC/ANSI C63.19-2007)

DASY5 Configuration:

- Probe: ER3DV6 - SN2286; ConvF(1, 1, 1); Calibrated: 1/14/2011
- Sensor-Surface: (Fix Surface)
- Electronics: DAE3 Sn472; Calibrated: 3/7/2011
- Phantom: HAC RF Test Arch with AMCC; Type: SD HAC P01 BA;
- Measurement SW: DASYS2, Version 52.6 (2); SEMCAD X Version 14.4.4 (2829)


Dipole E-Field measurement/E Scan - measurement distance from the probe sensor center to CD835 Dipole = 10mm/Hearing Aid Compatibility Test

(41x361x1): Measurement grid: dx=5mm, dy=5mm
Maximum value of peak Total field = 164.3 V/m
Probe Modulation Factor = 1.000
Device Reference Point: 0, 0, -6.3 mm
Reference Value = 119.3 V/m; Power Drift = 0.03 dB

Hearing Aid Near-Field Category: M4 (AWF 0 dB)

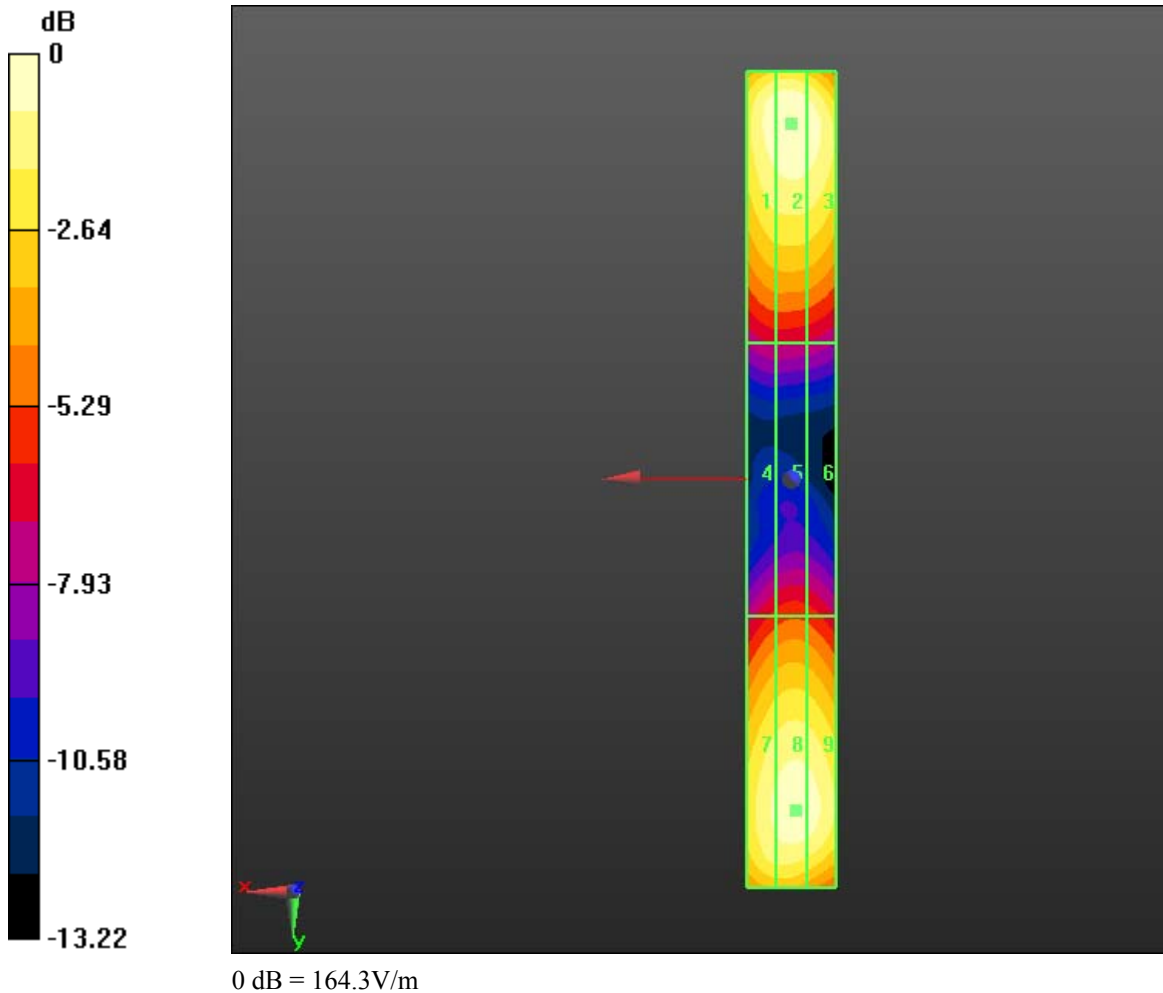
Peak E-field in V/m


Grid 1 160.2 M4	Grid 2 164.3 M4	Grid 3 160.1 M4
Grid 4 83.918 M4	Grid 5 88.015 M4	Grid 6 86.156 M4

	Document Annex A to Hearing Aid Compatibility RF Emissions Test Report for the BlackBerry® Smartphone model REA71UW		Page 18 (123)
	Author Data Daoud Attayi	Dates of Test Feb 28, Mar. 22-23, Apr. 05, Aug. 09-31, 2011	Report No RTS-5316-1109-55

Grid 7 151.5 M4	Grid 8 158.5 M4	Grid 9 156.7 M4
---------------------------	---------------------------	---------------------------

Cursor:
 Total = 164.3 V/m
 E Category: M4
 Location: 0, -78.5, 4.7 mm



	Document Annex A to Hearing Aid Compatibility RF Emissions Test Report for the BlackBerry® Smartphone model REA71UW		Page 19 (123)
	Author Data Daoud Attayi	Dates of Test Feb 28, Mar. 22-23, Apr. 05, Aug. 09-31, 2011	Report No RTS-5316-1109-55

Date/Time: 3/22/2011 2:40:53 PM

Test Laboratory: RIM Testing Services

HAC RF_E-Field_PMF_GSM_835 MHz

DUT: HAC-Dipole 835 MHz; Type: D835V3

Communication System: GSM 850;; Frequency: 835 MHz;Communication System PAR: 9.191 dB

Medium parameters used: $\sigma = 0$ mho/m, $\epsilon_r = 1$; $\rho = 0$ kg/m³

Phantom section: RF Section

Measurement Standard: DASYS (IEEE/IEC/ANSI C63.19-2007)

DASY5 Configuration:

- Probe: ER3DV6 - SN2286; ConvF(1, 1, 1); Calibrated: 1/14/2011
- Sensor-Surface: (Fix Surface)
- Electronics: DAE4 Sn881; Calibrated: 4/19/2010
- Phantom: HAC RF Test Arch with AMCC; Type: SD HAC P01 BA;
- Measurement SW: DASYS2, Version 52.6 (2); SEMCAD X Version 14.4.4 (2829)

Dipole E-Field measurement/E Scan - measurement distance from the probe sensor center to CD835 Dipole = 10mm/Hearing Aid Compatibility Test

(41x361x1): Measurement grid: dx=5mm, dy=5mm

Maximum value of peak Total field = 54.142 V/m

Probe Modulation Factor = 1.000

Device Reference Point: 0, 0, -6.3 mm

Reference Value = 38.642 V/m; Power Drift = -0.06 dB

Hearing Aid Near-Field Category: M4 (AWF -5 dB)



Author Data Daoud Attayi	Dates of Test Feb 28, Mar. 22-23, Apr. 05, Aug. 09-31, 2011	Report No RTS-5316-1109-55	FCC ID L6AREA70UW
------------------------------------	---	--------------------------------------	-----------------------------

Peak E-field in V/m

Grid 1 51.408 M4	Grid 2 54.142 M4	Grid 3 52.509 M4
Grid 4 27.621 M4	Grid 5 27.841 M4	Grid 6 27.144 M4
Grid 7 49.045 M4	Grid 8 49.106 M4	Grid 9 47.011 M4

Cursor:

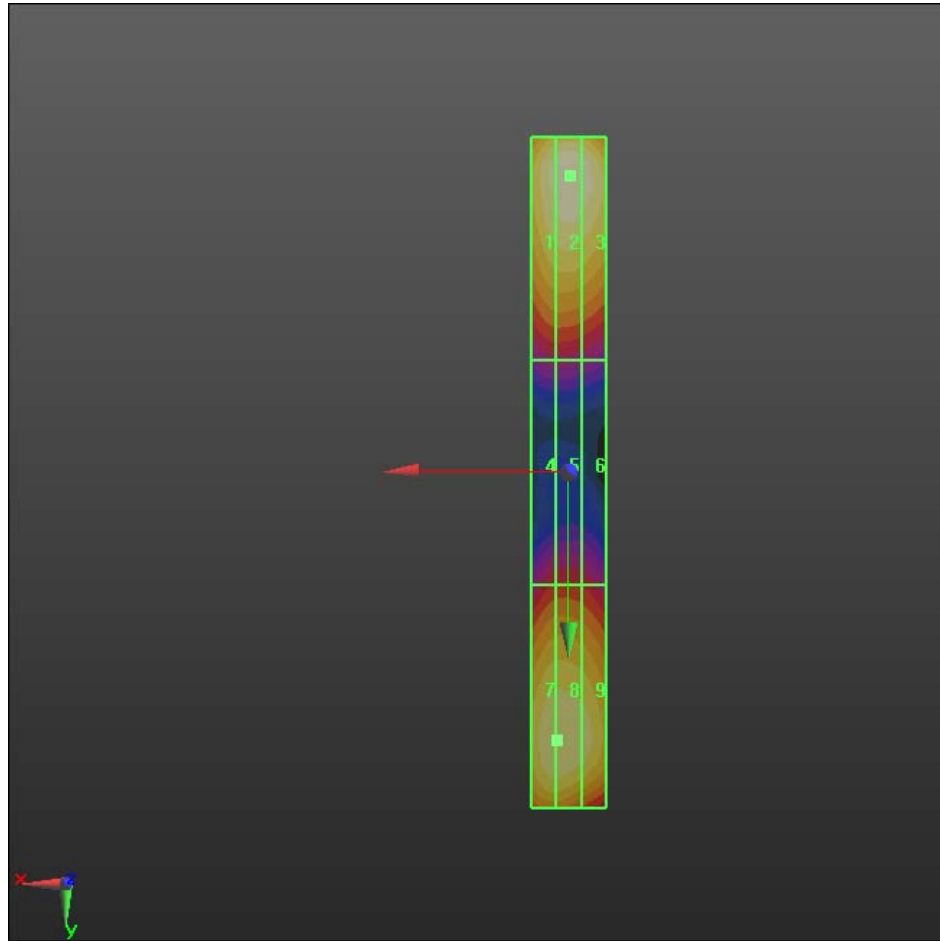
Total = 54.142 V/m
E Category: M4
Location: -0.5, -79.5, 4.7 mm

Author Data
Daoud Attayi


Dates of Test
**Feb 28, Mar. 22-23, Apr. 05, Aug.
 09-31, 2011**

Report No
RTS-5316-1109-55

FCC ID
L6AREA70UW



0 dB = 54.140V/m

	Document Annex A to Hearing Aid Compatibility RF Emissions Test Report for the BlackBerry® Smartphone model REA71UW		Page 22 (123)
	Author Data Daoud Attayi	Dates of Test Feb 28, Mar. 22-23, Apr. 05, Aug. 09-31, 2011	Report No RTS-5316-1109-55

Date/Time: 3/22/2011 3:01:22 PM

Test Laboratory: RIM Testing Services

HAC RF_E-Field_PMF_CW835 MHz_GSM

DUT: HAC-Dipole 835 MHz; Type: D835V3

Communication System: CW; Communication System Band: D835 (835.0 MHz); Frequency: 835 MHz; Communication System PAR: 0 dB

Medium parameters used: $\sigma = 0$ mho/m, $\epsilon_r = 1$; $\rho = 0$ kg/m³

Phantom section: RF Section

Measurement Standard: DASYS (IEEE/IEC/ANSI C63.19-2007)

DASY5 Configuration:

- Probe: ER3DV6 - SN2286; ConvF(1, 1, 1); Calibrated: 1/14/2011
- Sensor-Surface: (Fix Surface)
- Electronics: DAE4 Sn881; Calibrated: 4/19/2010
- Phantom: HAC RF Test Arch with AMCC; Type: SD HAC P01 BA;
- Measurement SW: DASYS2, Version 52.6 (2); SEMCAD X Version 14.4.4 (2829)

Dipole E-Field measurement/E Scan - measurement distance from the probe sensor center to CD835 Dipole = 10mm/Hearing Aid Compatibility Test

(41x361x1): Measurement grid: dx=5mm, dy=5mm

Maximum value of peak Total field = 159.3 V/m

Probe Modulation Factor = 1.000

Device Reference Point: 0, 0, -6.3 mm

Reference Value = 120.6 V/m; Power Drift = -0.10 dB

Hearing Aid Near-Field Category: M4 (AWF 0 dB)



Document	Annex A to Hearing Aid Compatibility RF Emissions Test Report for the BlackBerry® Smartphone model REA71UW	Page	23 (123)
----------	---	------	-----------------

Author Data	Dates of Test	Report No	FCC ID
Daoud Attayi	Feb 28, Mar. 22-23, Apr. 05, Aug. 09-31, 2011	RTS-5316-1109-55	L6AREA70UW

Peak E-field in V/m

Grid 1 153.1 M4	Grid 2 159.3 M4	Grid 3 154.5 M4
Grid 4 8066 M4	Grid 5 86.943 M4	Grid 6 84.863 M4
Grid 7 153.2 M4	Grid 8 154.9 M4	Grid 9 151.1 M4

Cursor:

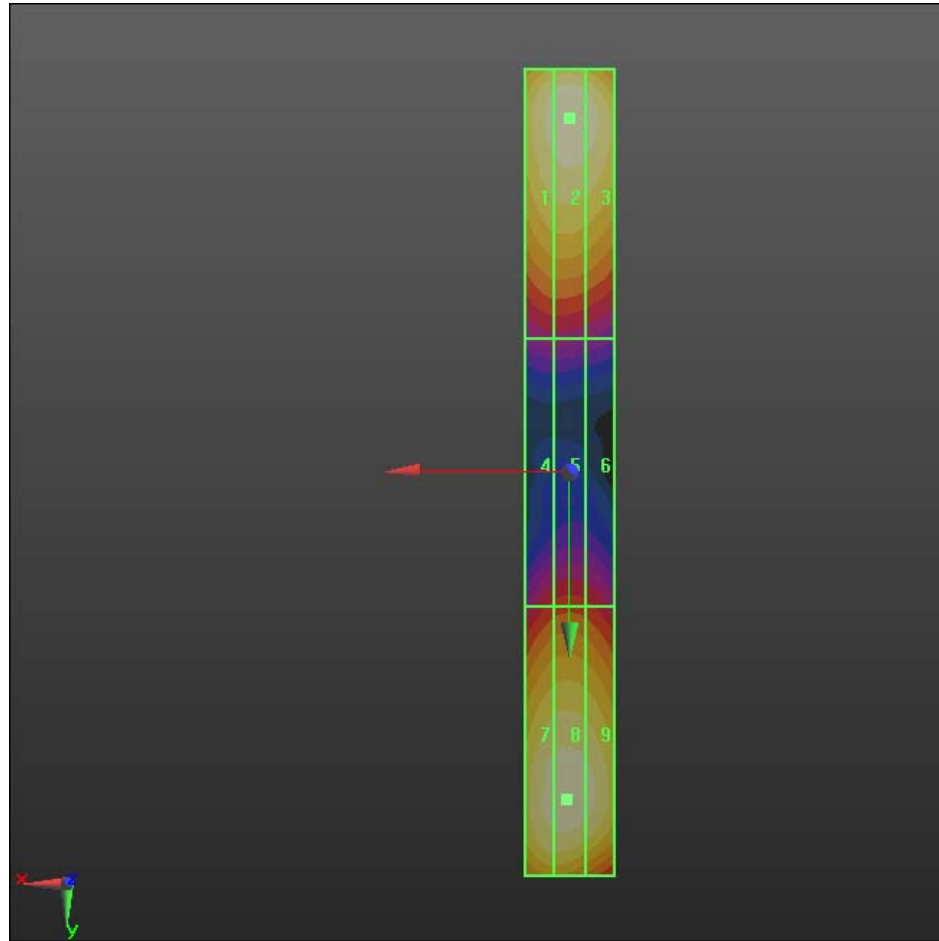
Total = 159.3 V/m
E Category: M4
Location: 0, -79, 4.7 mm

Author Data
Daoud Attayi


Dates of Test
**Feb 28, Mar. 22-23, Apr. 05, Aug.
 09-31, 2011**

Report No
RTS-5316-1109-55

FCC ID
L6AREA70UW



0 dB = 159.3V/m

	Document Annex A to Hearing Aid Compatibility RF Emissions Test Report for the BlackBerry® Smartphone model REA71UW		Page 25 (123)
	Author Data Daoud Attayi	Dates of Test Feb 28, Mar. 22-23, Apr. 05, Aug. 09-31, 2011	Report No RTS-5316-1109-55

Date/Time: 3/22/2011 3:09:37 PM

Test Laboratory: RIM Testing Services

HAC RF_E-Field_PMF_AM80%835 MHz_GSM

DUT: HAC-Dipole 835 MHz; Type: D835V3

Communication System: AM 80%; Communication System Band: D835 (835.0 MHz);
Frequency: 835 MHz; Communication System PAR: 0 dB
Medium parameters used: $\sigma = 0$ mho/m, $\epsilon_r = 1$; $\rho = 0$ kg/m³
Phantom section: RF Section
Measurement Standard: DASYS (IEEE/IEC/ANSI C63.19-2007)

DASY5 Configuration:

- Probe: ER3DV6 - SN2286; ConvF(1, 1, 1); Calibrated: 1/14/2011
- Sensor-Surface: (Fix Surface)
- Electronics: DAE4 Sn881; Calibrated: 4/19/2010
- Phantom: HAC RF Test Arch with AMCC; Type: SD HAC P01 BA;
- Measurement SW: DASYS2, Version 52.6 (2); SEMCAD X Version 14.4.4 (2829)

Dipole E-Field measurement/E Scan - measurement distance from the probe sensor center to CD835 Dipole = 10mm/Hearing Aid Compatibility Test

(41x361x1): Measurement grid: dx=5mm, dy=5mm

Maximum value of peak Total field = 99.820 V/m

Probe Modulation Factor = 1.000

Device Reference Point: 0, 0, -6.3 mm

Reference Value = 74.981 V/m; Power Drift = -0.17 dB

Hearing Aid Near-Field Category: M4 (AWF 0 dB)



Document	Annex A to Hearing Aid Compatibility RF Emissions Test Report for the BlackBerry® Smartphone model REA71UW	Page	26 (123)
----------	---	------	-----------------

Author Data	Dates of Test	Report No	FCC ID
Daoud Attayi	Feb 28, Mar. 22-23, Apr. 05, Aug. 09-31, 2011	RTS-5316-1109-55	L6AREA70UW

Peak E-field in V/m

Grid 1 96.553 M4	Grid 2 99.820 M4	Grid 3 97.313 M4
Grid 4 54.091 M4	Grid 5 55.431 M4	Grid 6 53.882 M4
Grid 7 95.955 M4	Grid 8 97.176 M4	Grid 9 95.117 M4

Cursor:

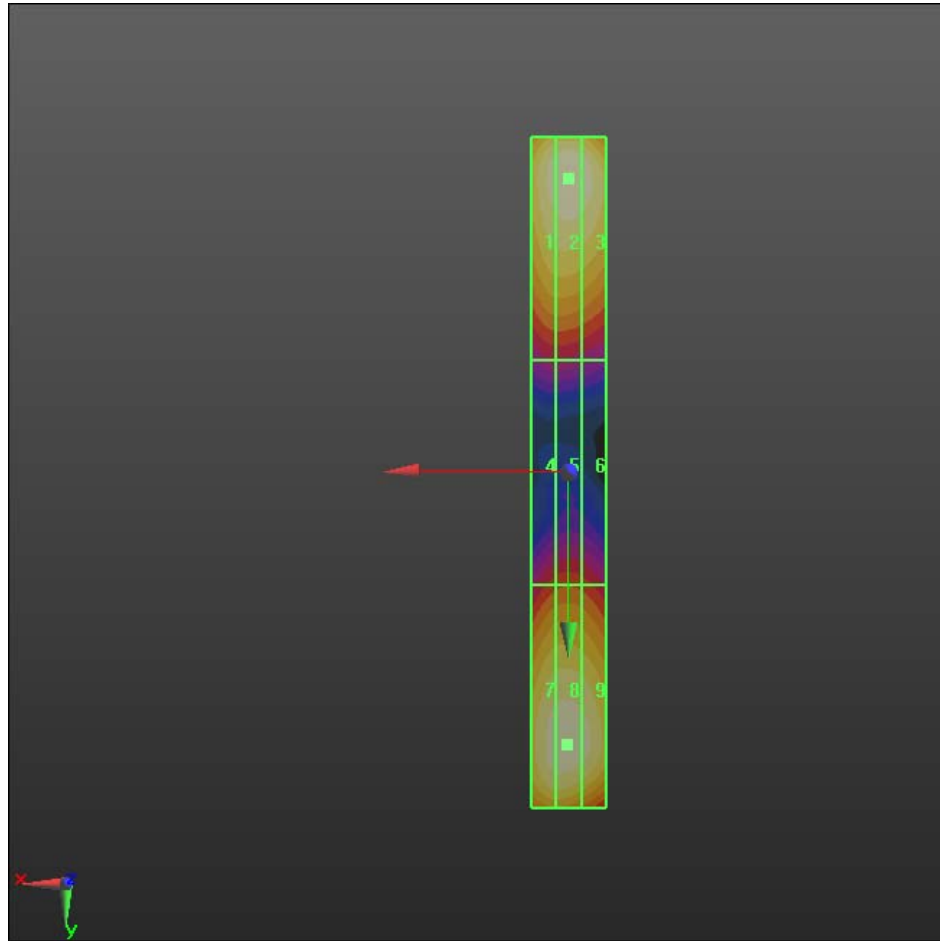
Total = 99.821 V/m
E Category: M4
Location: 0, -79, 4.7 mm

Author Data
Daoud Attayi


Dates of Test
**Feb 28, Mar. 22-23, Apr. 05, Aug.
 09-31, 2011**

Report No
RTS-5316-1109-55

FCC ID
L6AREA70UW



0 dB = 99.820V/m

	Document Annex A to Hearing Aid Compatibility RF Emissions Test Report for the BlackBerry® Smartphone model REA71UW		Page 28 (123)
	Author Data Daoud Attayi	Dates of Test Feb 28, Mar. 22-23, Apr. 05, Aug. 09-31, 2011	Report No RTS-5316-1109-55

Date/Time: 9/6/2011 12:38:29 PM

Test Laboratory: RIM Testing Services

HAC RF_E-Field_validation_1880 MHz_09_06_11

DUT: HAC Dipole 1880 MHz; Type: CD1880V3

Communication System: CW; Frequency: 1880 MHz
Medium parameters used: $\sigma = 0$ mho/m, $\epsilon_r = 1$; $\rho = 0$ kg/m³
Phantom section: RF Section
Measurement Standard: DASY5 (IEEE/IEC/ANSI C63.19-2007)

DASY5 Configuration:

- Probe: ER3DV6 - SN2286; ConvF(1, 1, 1); Calibrated: 1/14/2011
- Sensor-Surface: (Fix Surface)
- Electronics: DAE3 Sn472; Calibrated: 3/7/2011
- Phantom: HAC RF Test Arch with AMCC; Type: SD HAC P01 BA;
- Measurement SW: DASY52, Version 52.6 (2); SEMCAD X Version 14.4.4 (2829)

Dipole E-Field measurement/E Scan - measurement distance from the probe sensor center to CD1880 Dipole = 10mm/Hearing Aid Compatibility Test

(41x181x1): Measurement grid: dx=5mm, dy=5mm
Maximum value of peak Total field = 132.7 V/m
Probe Modulation Factor = 1.000
Device Reference Point: 0, 0, -6.3 mm
Reference Value = 121.7 V/m; Power Drift = 0.01 dB

Hearing Aid Near-Field Category: M2 (AWF 0 dB)

Peak E-field in V/m

Grid 1 129.0 M2	Grid 2 132.7 M2	Grid 3 126.6 M2
Grid 4 84.974 M3	Grid 5 89.583 M3	Grid 6 88.503 M3
Grid 7	Grid 8	Grid 9

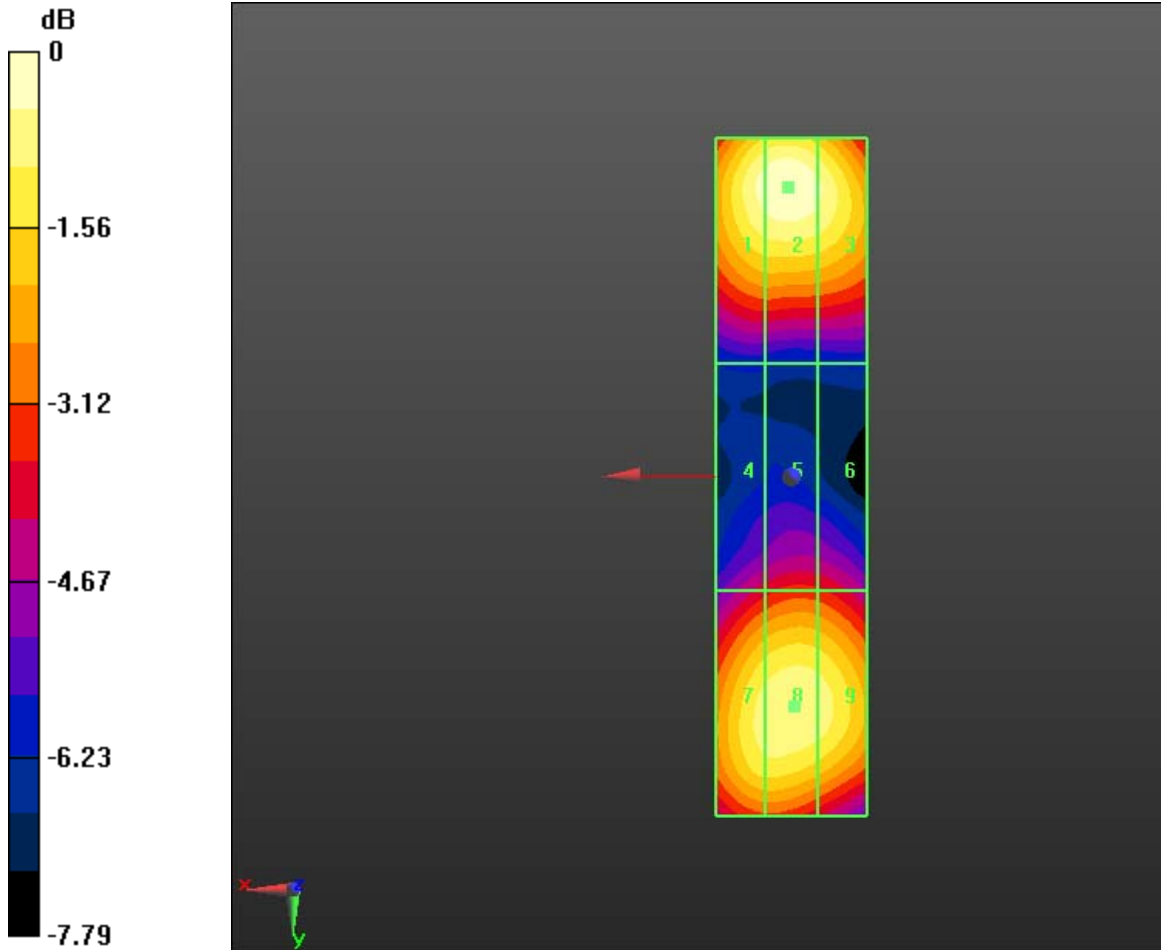
Author Data
Daoud Attayi

Dates of Test
Feb 28, Mar. 22-23, Apr. 05, Aug. 09-31, 2011


Report No
RTS-5316-1109-55

FCC ID
L6AREA70UW

121.7 M2	124.6 M2	122.3 M2
-----------------	-----------------	-----------------



0 dB = 132.7V/m

	Document Annex A to Hearing Aid Compatibility RF Emissions Test Report for the BlackBerry® Smartphone model REA71UW		Page 30 (123)
	Author Data Daoud Attayi	Dates of Test Feb 28, Mar. 22-23, Apr. 05, Aug. 09-31, 2011	Report No RTS-5316-1109-55

Date/Time: 7/28/2011 2:35:18 PM

Test Laboratory: RIM Testing Services

HAC RF_E-Field_validation_1880 MHz_07_28_11

DUT: HAC Dipole 1880 MHz; Type: CD1880V3

Communication System: CW; Communication System Band: D1900 (1900.0 MHz); Frequency: 1880 MHz; Communication System PAR: 0 dB
Medium parameters used: $\sigma = 0$ mho/m, $\epsilon_r = 1$; $\rho = 0$ kg/m³
Phantom section: RF Section
Measurement Standard: DASYS (IEEE/IEC/ANSI C63.19-2007)

DASY5 Configuration:

- Probe: ER3DV6 - SN2286; ConvF(1, 1, 1); Calibrated: 1/14/2011
- Sensor-Surface: (Fix Surface)
- Electronics: DAE3 Sn472; Calibrated: 3/7/2011
- Phantom: HAC RF Test Arch with AMCC; Type: SD HAC P01 BA;
- Measurement SW: DASYS2, Version 52.6 (2); SEMCAD X Version 14.4.4 (2829)

Dipole E-Field measurement/E Scan - measurement distance from the probe sensor center to CD1880 Dipole = 10mm/Hearing Aid Compatibility Test

(41x181x1): Measurement grid: dx=5mm, dy=5mm
Maximum value of peak Total field = 129.3 V/m
Probe Modulation Factor = 1.000
Device Reference Point: 0, 0, -6.3 mm
Reference Value = 121.3 V/m; Power Drift = 0.03 dB

Hearing Aid Near-Field Category: M2 (AWF 0 dB)

Peak E-field in V/m		
Grid 1 126.4 M2	Grid 2 129.3 M2	Grid 3 123.2 M2
Grid 4 82.402 M3	Grid 5 86.640 M3	Grid 6 85.561 M3

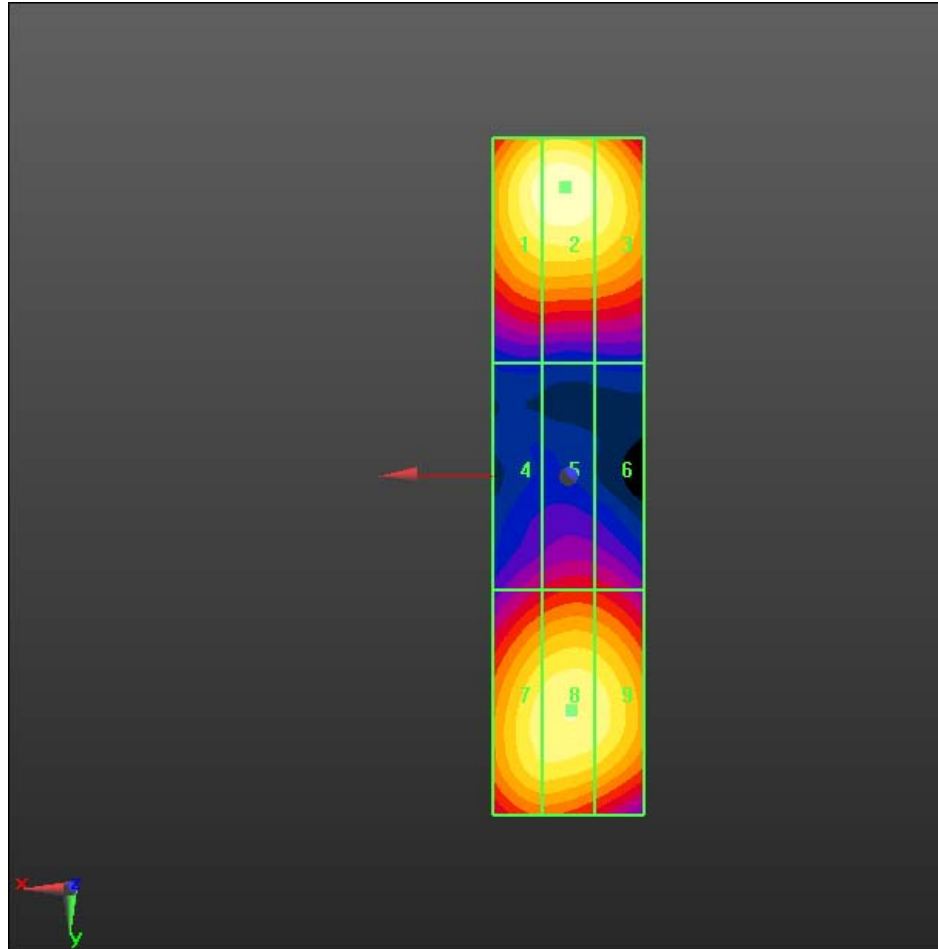
Author Data
Daoud Attayi

Dates of Test
**Feb 28, Mar. 22-23, Apr. 05, Aug.
 09-31, 2011**


Report No
RTS-5316-1109-55

FCC ID
L6AREA70UW

Grid 7 119.3 M2	Grid 8 122.4 M2	Grid 9 120.1 M2
---------------------------	---------------------------	---------------------------



0 dB = 129.3V/m

	Document Annex A to Hearing Aid Compatibility RF Emissions Test Report for the BlackBerry® Smartphone model REA71UW		Page 32 (123)
	Author Data Daoud Attayi	Dates of Test Feb 28, Mar. 22-23, Apr. 05, Aug. 09-31, 2011	Report No RTS-5316-1109-55

Date/Time: 3/22/2011 4:54:49 PM

Test Laboratory: RIM Testing Services

HAC RF_E-Field_PMF_GSM_1880 MHz

DUT: HAC Dipole 1880 MHz; Type: CD1880V3

Communication System: GSM 1900; Frequency: 1880 MHz; Communication System PAR: 9.191 dB

Medium parameters used: $\sigma = 0$ mho/m, $\epsilon_r = 1$; $\rho = 0$ kg/m³

Phantom section: RF Section

Measurement Standard: DASYS (IEEE/IEC/ANSI C63.19-2007)

DASY5 Configuration:

- Probe: ER3DV6 - SN2286; ConvF(1, 1, 1); Calibrated: 1/14/2011
- Sensor-Surface: (Fix Surface)
- Electronics: DAE4 Sn881; Calibrated: 4/19/2010
- Phantom: HAC RF Test Arch with AMCC; Type: SD HAC P01 BA;
- Measurement SW: DASYS2, Version 52.6 (2); SEMCAD X Version 14.4.4 (2829)

Dipole E-Field measurement/E Scan - measurement distance from the probe sensor center to CD1880 Dipole = 10mm/Hearing Aid Compatibility Test

(41x181x1): Measurement grid: dx=5mm, dy=5mm

Maximum value of peak Total field = 27.663 V/m

Probe Modulation Factor = 1.000

Device Reference Point: 0, 0, -6.3 mm

Reference Value = 25.374 V/m; Power Drift = 0.02 dB

Hearing Aid Near-Field Category: M4 (AWF -5 dB)



Document	Annex A to Hearing Aid Compatibility RF Emissions Test Report for the BlackBerry® Smartphone model REA71UW	Page	33 (123)
----------	---	------	-----------------

Author Data	Dates of Test	Report No	FCC ID
Daoud Attayi	Feb 28, Mar. 22-23, Apr. 05, Aug. 09-31, 2011	RTS-5316-1109-55	L6AREA70UW

Peak E-field in V/m

Grid 1 27.050 M4	Grid 2 27.663 M4	Grid 3 26.052 M4
Grid 4 17.031 M4	Grid 5 18.013 M4	Grid 6 17.833 M4
Grid 7 2036 M4	Grid 8 25.539 M4	Grid 9 25.116 M4

Cursor:

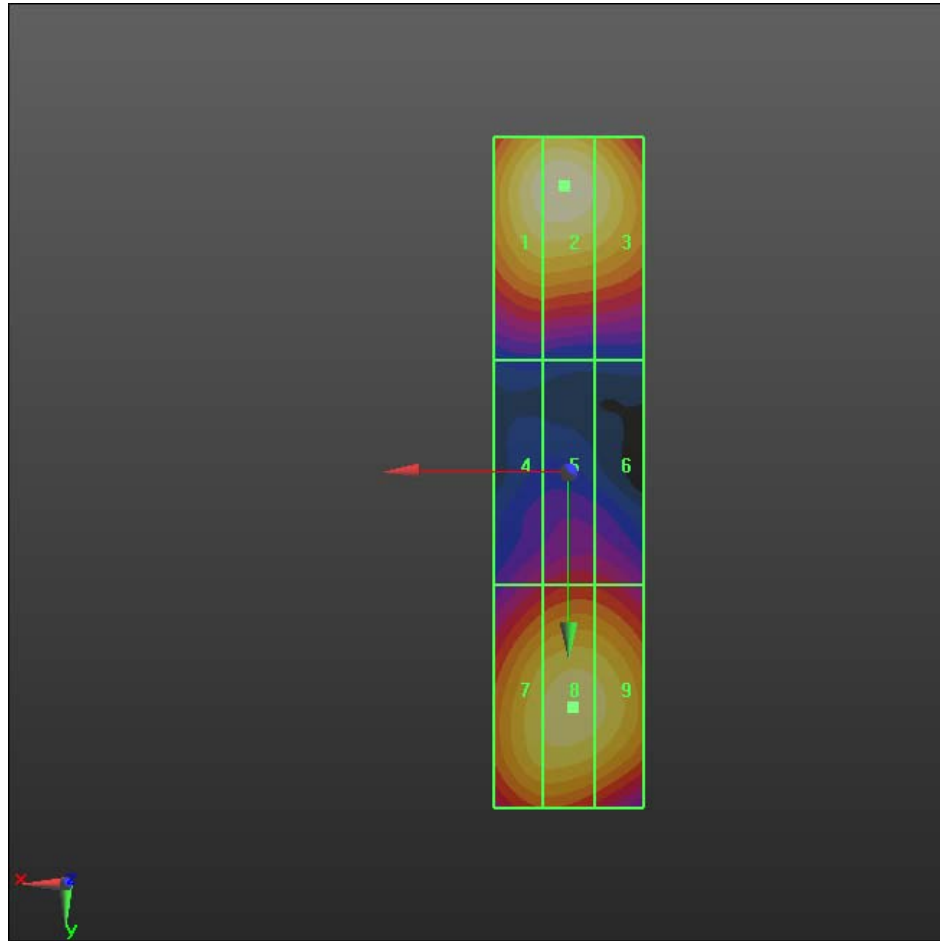
Total = 27.663 V/m
E Category: M4
Location: 0.5, -38.5, 4.7 mm

Author Data
Daoud Attayi


Dates of Test
**Feb 28, Mar. 22-23, Apr. 05, Aug.
 09-31, 2011**

Report No
RTS-5316-1109-55

FCC ID
L6AREA70UW



0 dB = 27.660V/m

	Document Annex A to Hearing Aid Compatibility RF Emissions Test Report for the BlackBerry® Smartphone model REA71UW		Page 35 (123)
	Author Data Daoud Attayi	Dates of Test Feb 28, Mar. 22-23, Apr. 05, Aug. 09-31, 2011	Report No RTS-5316-1109-55

Date/Time: 3/23/2011 12:08:40 PM

Test Laboratory: RIM Testing Services

HAC RF_E-Field_PMF_CW1880 MHz_GSM

DUT: HAC Dipole 1880 MHz; Type: CD1880V3

Communication System: CW; Communication System Band: D1900 (1900.0 MHz); Frequency: 1880 MHz; Communication System PAR: 0 dB

Medium parameters used: $\sigma = 0$ mho/m, $\epsilon_r = 1$; $\rho = 0$ kg/m³

Phantom section: RF Section

Measurement Standard: DASYS (IEEE/IEC/ANSI C63.19-2007)

DASY5 Configuration:

- Probe: ER3DV6 - SN2286; ConvF(1, 1, 1); Calibrated: 1/14/2011
- Sensor-Surface: (Fix Surface)
- Electronics: DAE4 Sn881; Calibrated: 4/19/2010
- Phantom: HAC RF Test Arch with AMCC; Type: SD HAC P01 BA;
- Measurement SW: DASYS2, Version 52.6 (2); SEMCAD X Version 14.4.4 (2829)

Dipole E-Field measurement/E Scan - measurement distance from the probe sensor center to CD1880 Dipole = 10mm/Hearing Aid Compatibility Test

(41x181x1): Measurement grid: dx=5mm, dy=5mm

Maximum value of peak Total field = 82.216 V/m

Probe Modulation Factor = 1.000

Device Reference Point: 0, 0, -6.3 mm

Reference Value = 78.932 V/m; Power Drift = 0.0039 dB

Hearing Aid Near-Field Category: M3 (AWF 0 dB)



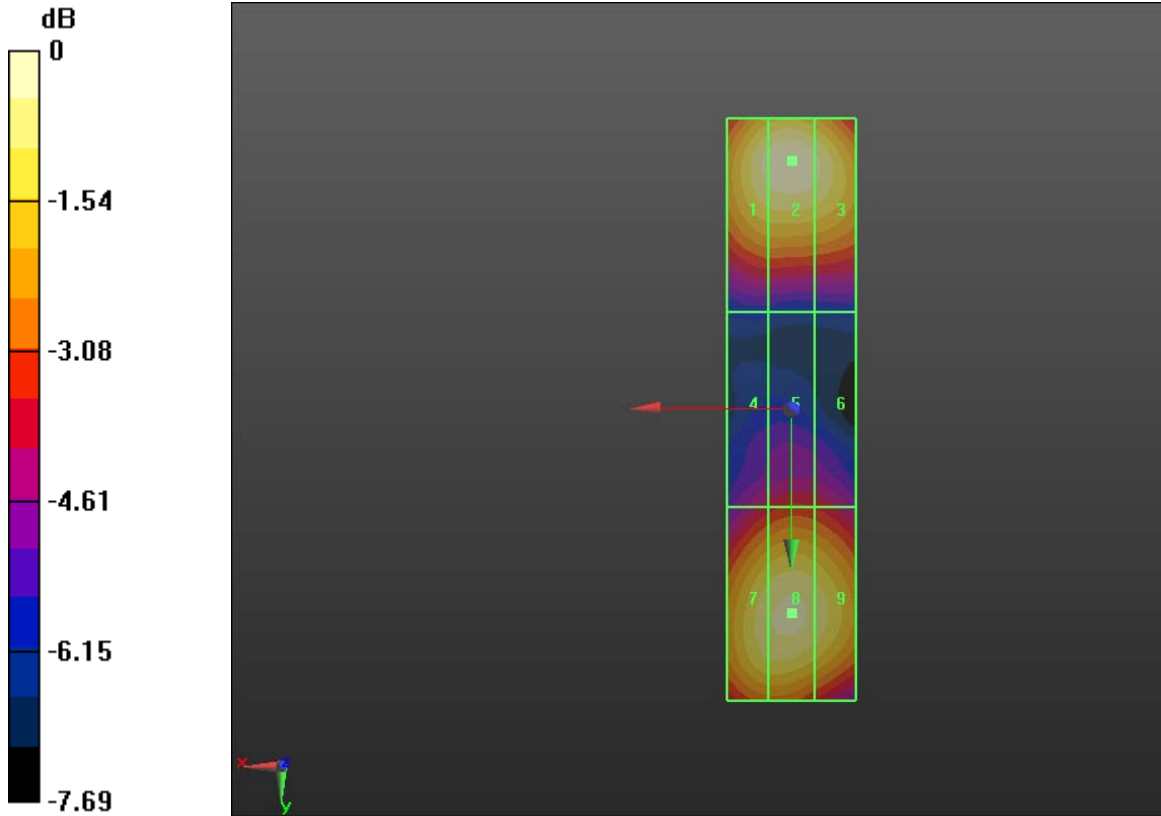
Author Data Daoud Attayi	Dates of Test Feb 28, Mar. 22-23, Apr. 05, Aug. 09-31, 2011	Report No RTS-5316-1109-55	FCC ID L6AREA70UW
------------------------------------	---	--------------------------------------	-----------------------------

Peak E-field in V/m


Grid 1 79.692 M3	Grid 2 82.216 M3	Grid 3 79.228 M3
Grid 4 52.849 M4	Grid 5 55.292 M4	Grid 6 54.232 M4
Grid 7 76.960 M3	Grid 8 78.815 M3	Grid 9 76.489 M3

Cursor:

Total = 82.216 V/m
E Category: M3
Location: 0, -38.5, 4.7 mm



0 dB = 82.220V/m

	Document Annex A to Hearing Aid Compatibility RF Emissions Test Report for the BlackBerry® Smartphone model REA71UW		Page 37 (123)
	Author Data Daoud Attayi	Dates of Test Feb 28, Mar. 22-23, Apr. 05, Aug. 09-31, 2011	Report No RTS-5316-1109-55

Date/Time: 3/22/2011 4:12:07 PM

Test Laboratory: RIM Testing Services

HAC RF_E-Field_PMF_AM80%1880 MHz_GSM

DUT: HAC Dipole 1880 MHz; Type: CD1880V3

Communication System: AM 80%; Communication System Band: D1900 (1900.0 MHz);
Frequency: 1880 MHz; Communication System PAR: 0 dB
Medium parameters used: $\sigma = 0$ mho/m, $\epsilon_r = 1$; $\rho = 0$ kg/m³
Phantom section: RF Section
Measurement Standard: DASYS (IEEE/IEC/ANSI C63.19-2007)

DASY5 Configuration:

- Probe: ER3DV6 - SN2286; ConvF(1, 1, 1); Calibrated: 1/14/2011
- Sensor-Surface: (Fix Surface)
- Electronics: DAE4 Sn881; Calibrated: 4/19/2010
- Phantom: HAC RF Test Arch with AMCC; Type: SD HAC P01 BA;
- Measurement SW: DASYS2, Version 52.6 (2); SEMCAD X Version 14.4.4 (2829)

Dipole E-Field measurement/E Scan - measurement distance from the probe sensor center to CD1880 Dipole = 10mm/Hearing Aid Compatibility Test

(41x181x1): Measurement grid: dx=5mm, dy=5mm

Maximum value of peak Total field = 53.337 V/m

Probe Modulation Factor = 1.000

Device Reference Point: 0, 0, -6.3 mm

Reference Value = 49.939 V/m; Power Drift = -0.09 dB

Hearing Aid Near-Field Category: M4 (AWF 0 dB)



Document	Annex A to Hearing Aid Compatibility RF Emissions Test Report for the BlackBerry® Smartphone model REA71UW	Page	38 (123)
----------	---	------	-----------------

Author Data	Dates of Test	Report No	FCC ID
Daoud Attayi	Feb 28, Mar. 22-23, Apr. 05, Aug. 09-31, 2011	RTS-5316-1109-55	L6AREA70UW

Peak E-field in V/m

Grid 1 52.377 M4	Grid 2 53.337 M4	Grid 3 50.671 M4
Grid 4 3062 M4	Grid 5 35.058 M4	Grid 6 3043 M4
Grid 7 48.429 M4	Grid 8 49.374 M4	Grid 9 48.243 M4

Cursor:

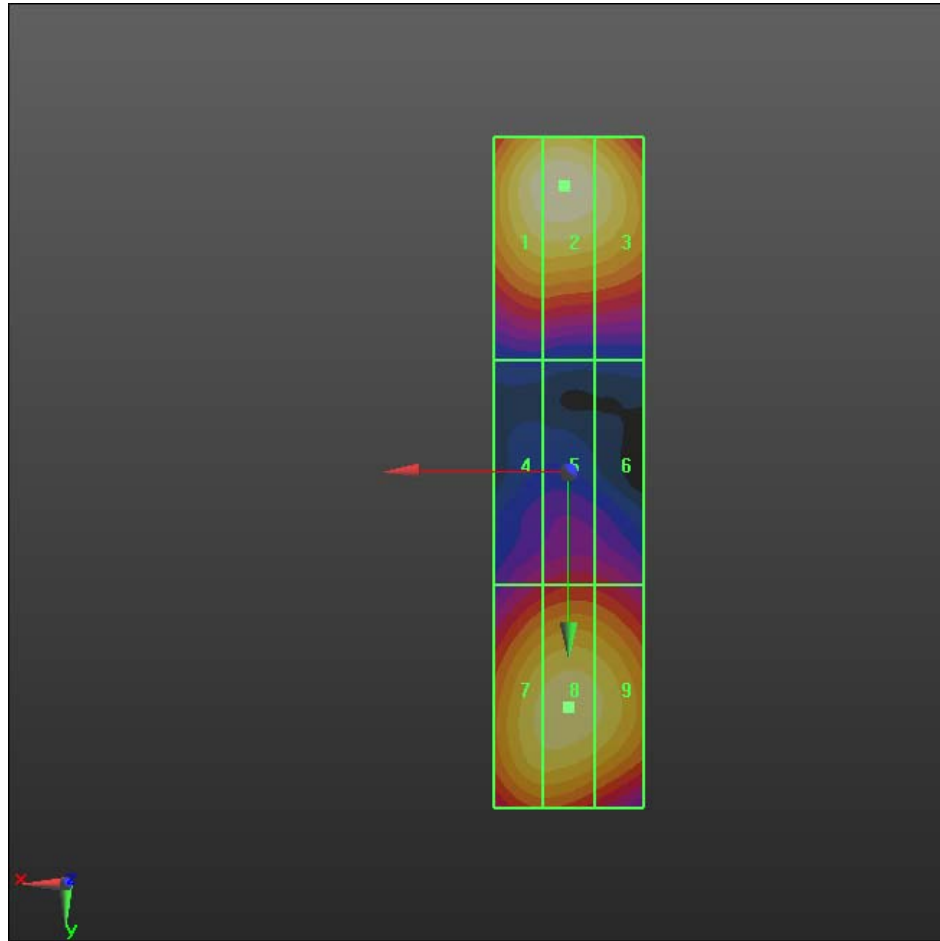
Total = 53.337 V/m
E Category: M4
Location: 0.5, -38.5, 4.7 mm

Author Data
Daoud Attayi


Dates of Test
Feb 28, Mar. 22-23, Apr. 05, Aug. 09-31, 2011

Report No
RTS-5316-1109-55

FCC ID
L6AREA70UW



0 dB = 53.340V/m

	Document Annex A to Hearing Aid Compatibility RF Emissions Test Report for the BlackBerry® Smartphone model REA71UW		Page 40 (123)
	Author Data Daoud Attayi	Dates of Test Feb 28, Mar. 22-23, Apr. 05, Aug. 09-31, 2011	Report No RTS-5316-1109-55

Date/Time: 9/6/2011 1:07:00 PM

Test Laboratory: RIM Testing Services

HAC RF_H-Field_validation_835 MHz_09_06_11

DUT: HAC-Dipole 835 MHz; Type: D835V3

Communication System: CW; Frequency: 835 MHz
Medium parameters used: $\sigma = 0$ mho/m, $\epsilon_r = 1$; $\rho = 0$ kg/m³
Phantom section: RF Section
Measurement Standard: DASY5 (IEEE/IEC/ANSI C63.19-2007)

DASY5 Configuration:

- Probe: H3DV6 - SN6105; ; Calibrated: 11/18/2010
- Sensor-Surface: (Fix Surface)
- Electronics: DAE3 Sn472; Calibrated: 3/7/2011
- Phantom: HAC RF Test Arch with AMCC; Type: SD HAC P01 BA;
- Measurement SW: DASY52, Version 52.6 (2); SEMCAD X Version 14.4.4 (2829)

Dipole H-Field measurement with H3DV6 probe/H Scan - measurement distance from the probe sensor center to CD835 Dipole = 10mm/Hearing Aid

Compatibility Test (41x181x1): Measurement grid: dx=5mm, dy=5mm

Maximum value of peak Total field = 0.474 A/m

Probe Modulation Factor = 1.000

Device Reference Point: 0, 0, -6.3 mm

Reference Value = 0.499 A/m; Power Drift = 0.0095 dB

Hearing Aid Near-Field Category: M4 (AWF 0 dB)

Peak H-field in A/m

Grid 1 0.437 M4	Grid 2 0.450 M4	Grid 3 0.422 M4
Grid 4 0.451 M4	Grid 5 0.474 M4	Grid 6 0.444 M4
Grid 7	Grid 8	Grid 9

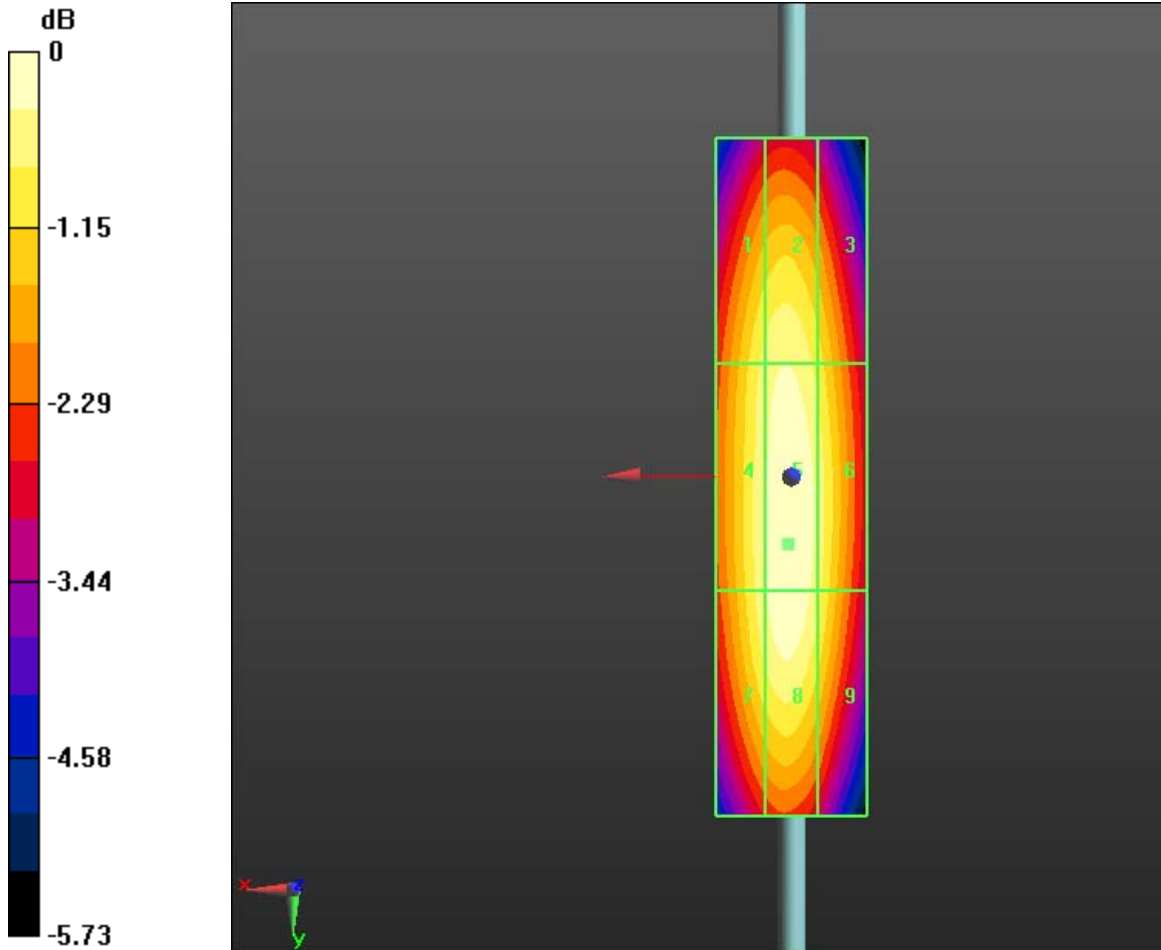
Author Data
Daoud Attayi

Dates of Test
Feb 28, Mar. 22-23, Apr. 05, Aug. 09-31, 2011


Report No
RTS-5316-1109-55

FCC ID
L6AREA70UW

0.448 M4	0.469 M4	0.437 M4
-----------------	-----------------	-----------------



0 dB = 0.470A/m

	Document Annex A to Hearing Aid Compatibility RF Emissions Test Report for the BlackBerry® Smartphone model REA71UW		Page 42 (123)
	Author Data Daoud Attayi	Dates of Test Feb 28, Mar. 22-23, Apr. 05, Aug. 09-31, 2011	Report No RTS-5316-1109-55

Date/Time: 7/28/2011 4:42:32 PM

Test Laboratory: RIM Testing Services

HAC RF_H-Field_validation_835 MHz_07_28_11

DUT: HAC-Dipole 835 MHz; Type: D835V3

Communication System: CW; Communication System Band: D835 (835.0 MHz); Frequency: 835 MHz; Communication System PAR: 0 dB
Medium parameters used: $\sigma = 0$ mho/m, $\epsilon_r = 1$; $\rho = 0$ kg/m³
Phantom section: RF Section
Measurement Standard: DASYS (IEEE/IEC/ANSI C63.19-2007)

DASY5 Configuration:

- Probe: H3DV6 - SN6105; ; Calibrated: 11/18/2010
 - Modulation Compensation: **Not calibrated**
- Sensor-Surface: (Fix Surface)
- Electronics: DAE3 Sn472; Calibrated: 3/7/2011
- Phantom: HAC RF Test Arch with AMCC; Type: SD HAC P01 BA;
- Measurement SW: DASYS2, Version 52.6 (2); SEMCAD X Version 14.4.4 (2829)

Dipole H-Field measurement with H3DV6 probe/H Scan - measurement distance from the probe sensor center to CD835 Dipole = 10mm/Hearing Aid

Compatibility Test (41x181x1): Measurement grid: dx=5mm, dy=5mm

Maximum value of peak Total field = 0.486 A/m

Probe Modulation Factor = 1.000

Device Reference Point: 0, 0, -6.3 mm

Reference Value = 0.518 A/m; Power Drift = 0.0044 dB

Hearing Aid Near-Field Category: M4 (AWF 0 dB)

Peak H-field in A/m

Grid 1	Grid 2	Grid 3
0.444 M4	0.460 M4	0.445 M4
Grid 4	Grid 5	Grid 6

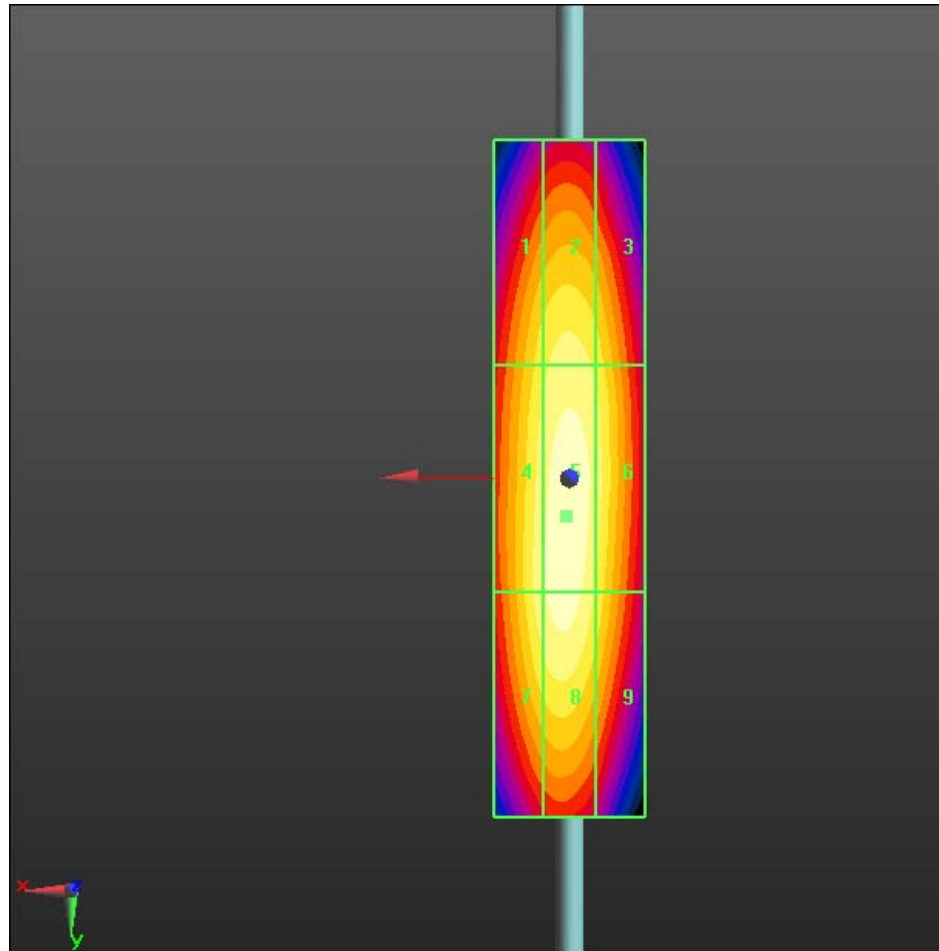
Author Data
Daoud Attayi

Dates of Test
**Feb 28, Mar. 22-23, Apr. 05, Aug.
 09-31, 2011**


Report No
RTS-5316-1109-55

FCC ID
L6AREA70UW

0.467 M4	0.486 M4	0.462 M4
Grid 7	Grid 8	Grid 9
0.466 M4	0.481 M4	0.448 M4



0 dB = 0.490A/m

	Document Annex A to Hearing Aid Compatibility RF Emissions Test Report for the BlackBerry® Smartphone model REA71UW		Page 44 (123)
	Author Data Daoud Attayi	Dates of Test Feb 28, Mar. 22-23, Apr. 05, Aug. 09-31, 2011	Report No RTS-5316-1109-55

Date/Time: 3/23/2011 3:06:50 PM

Test Laboratory: RIM Testing Services

HAC RF_H-Field_PMF_GSM_835 MHz

DUT: HAC-Dipole 835 MHz; Type: D835V3

Communication System: GSM 850; Frequency: 835 MHz; Communication System PAR: 9.191 dB

Medium parameters used: $\sigma = 0$ mho/m, $\epsilon_r = 1$; $\rho = 0$ kg/m³

Phantom section: RF Section

Measurement Standard: DASYS (IEEE/IEC/ANSI C63.19-2007)

DASY5 Configuration:

- Probe: H3DV6 - SN6105; ; Calibrated: 11/18/2010
- Sensor-Surface: (Fix Surface)
- Electronics: DAE4 Sn881; Calibrated: 4/19/2010
- Phantom: HAC RF Test Arch with AMCC; Type: SD HAC P01 BA;
- Measurement SW: DASYS2, Version 52.6 (2); SEMCAD X Version 14.4.4 (2829)

Dipole H-Field measurement with H3DV6 probe/H Scan - measurement distance from the probe sensor center to CD835 Dipole = 10mm/Hearing Aid

Compatibility Test (41x181x1): Measurement grid: dx=5mm, dy=5mm

Maximum value of peak Total field = 0.168 A/m

Probe Modulation Factor = 1.000

Device Reference Point: 0, 0, -6.3 mm

Reference Value = 0.173 A/m; Power Drift = 0.43 dB

Hearing Aid Near-Field Category: M4 (AWF -5 dB)

Author Data
Daoud Attayi

Dates of Test
Feb 28, Mar. 22-23, Apr. 05, Aug. 09-31, 2011

Report No
RTS-5316-1109-55

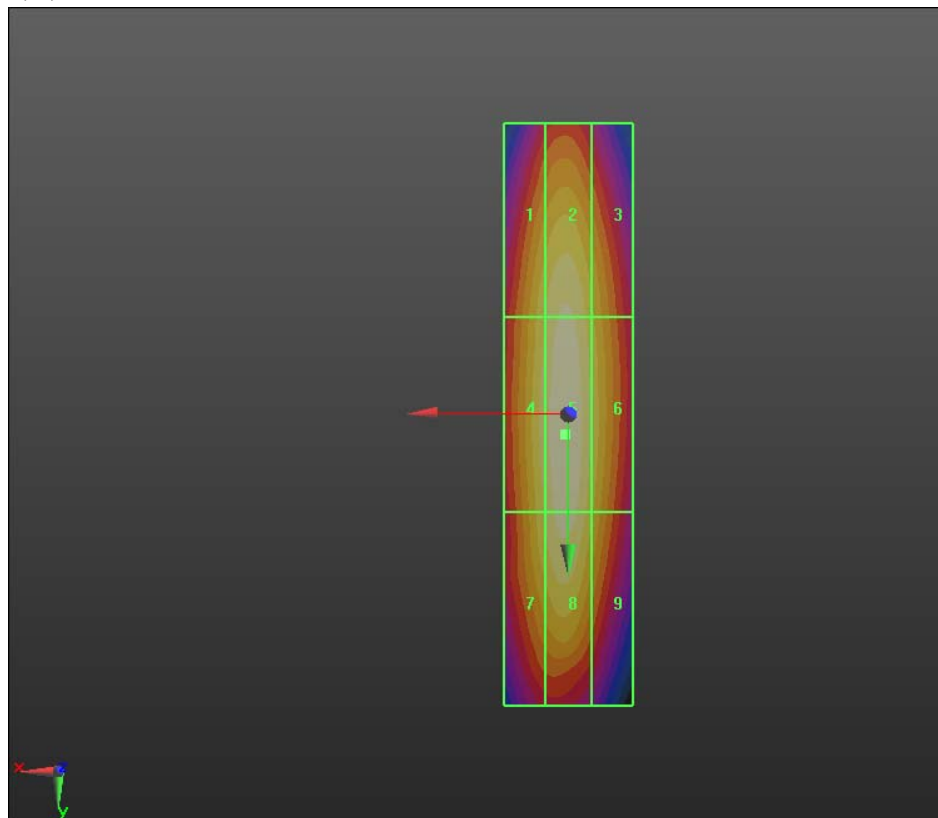
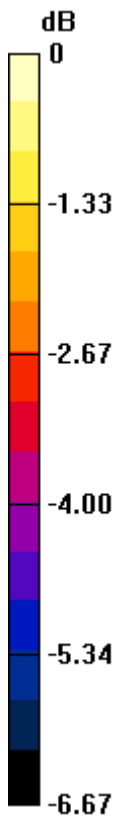
FCC ID
L6AREA70UW

Peak H-field in A/m


Grid 1 0.154 M4	Grid 2 0.163 M4	Grid 3 0.148 M4
Grid 4 0.159 M4	Grid 5 0.168 M4	Grid 6 0.153 M4
Grid 7 0.155 M4	Grid 8 0.165 M4	Grid 9 0.148 M4

Cursor:

Total = 0.168 A/m
 H Category: M4
 Location: 0.5, 3, 4.7 mm



0 dB = 0.170A/m

	Document Annex A to Hearing Aid Compatibility RF Emissions Test Report for the BlackBerry® Smartphone model REA71UW		Page 46 (123)
	Author Data Daoud Attayi	Dates of Test Feb 28, Mar. 22-23, Apr. 05, Aug. 09-31, 2011	Report No RTS-5316-1109-55

Date/Time: 3/23/2011 3:23:34 PM

Test Laboratory: RIM Testing Services

HAC RF_H-Field_PMF_CW835 MHz_GSM

DUT: HAC-Dipole 835 MHz; Type: D835V3

Communication System: CW; Communication System Band: D835 (835.0 MHz); Frequency: 835 MHz; Communication System PAR: 0 dB
Medium parameters used: $\sigma = 0$ mho/m, $\epsilon_r = 1$; $\rho = 0$ kg/m³
Phantom section: RF Section
Measurement Standard: DASYS (IEEE/IEC/ANSI C63.19-2007)

DASY5 Configuration:

- Probe: H3DV6 - SN6105; ; Calibrated: 11/18/2010
- Sensor-Surface: (Fix Surface)
- Electronics: DAE4 Sn881; Calibrated: 4/19/2010
- Phantom: HAC RF Test Arch with AMCC; Type: SD HAC P01 BA;
- Measurement SW: DASYS2, Version 52.6 (2); SEMCAD X Version 14.4.4 (2829)

Dipole H-Field measurement with H3DV6 probe/H Scan - measurement distance from the probe sensor center to CD835 Dipole = 10mm/Hearing Aid

Compatibility Test (41x181x1): Measurement grid: dx=5mm, dy=5mm

Maximum value of peak Total field = 0.482 A/m

Probe Modulation Factor = 1.000

Device Reference Point: 0, 0, -6.3 mm

Reference Value = 0.503 A/m; Power Drift = -0.00099 dB

Hearing Aid Near-Field Category: M4 (AWF 0 dB)

Author Data
Daoud Attayi

Dates of Test
Feb 28, Mar. 22-23, Apr. 05, Aug. 09-31, 2011

Report No
RTS-5316-1109-55

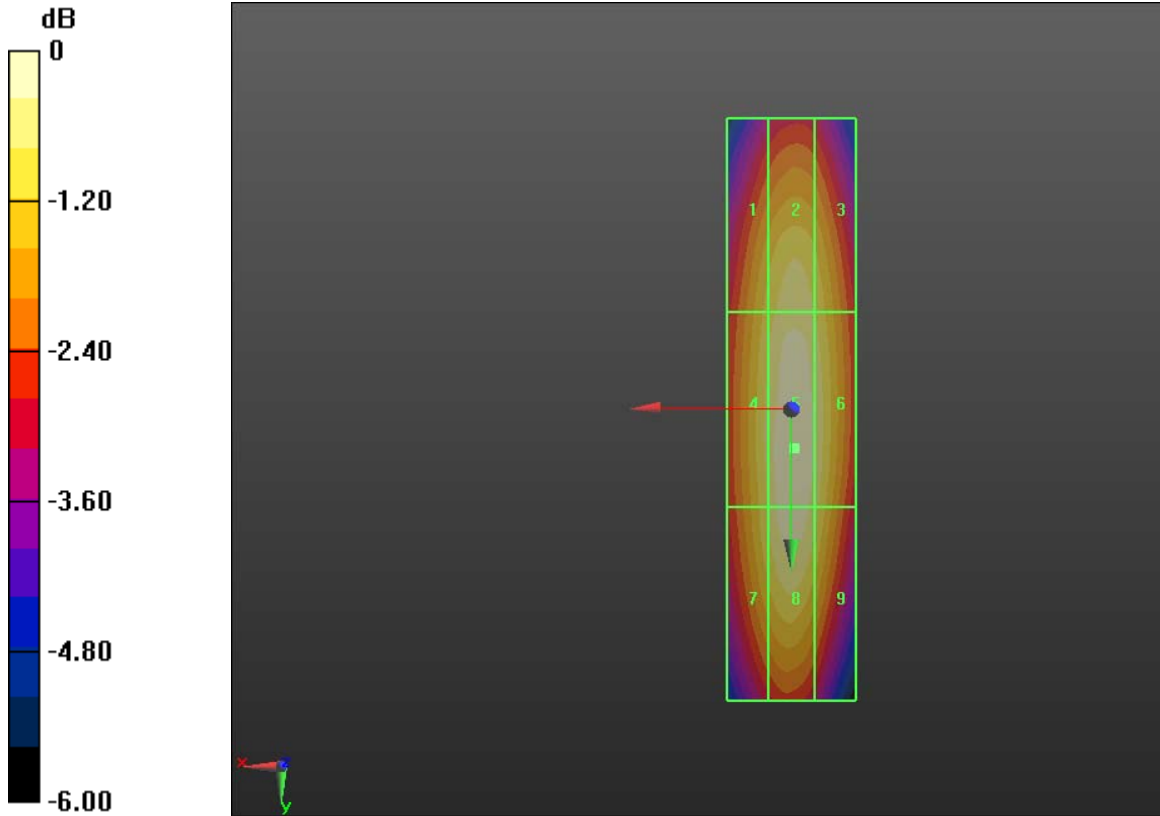
FCC ID
L6AREA70UW

Peak H-field in A/m


Grid 1 0.429 M4	Grid 2 0.450 M4	Grid 3 0.439 M4
Grid 4 0.449 M4	Grid 5 0.482 M4	Grid 6 0.458 M4
Grid 7 0.441 M4	Grid 8 0.475 M4	Grid 9 0.448 M4

Cursor:

Total = 0.482 A/m
 H Category: M4
 Location: -0.5, 6, 4.7 mm



0 dB = 0.480A/m

	Document Annex A to Hearing Aid Compatibility RF Emissions Test Report for the BlackBerry® Smartphone model REA71UW		Page 48 (123)
	Author Data Daoud Attayi	Dates of Test Feb 28, Mar. 22-23, Apr. 05, Aug. 09-31, 2011	Report No RTS-5316-1109-55

Date/Time: 3/23/2011 3:34:08 PM

Test Laboratory: RIM Testing Services

HAC RF_H-Field_PMF_AM80%835 MHz_GSM

DUT: HAC-Dipole 835 MHz; Type: D835V3

Communication System: AM 80%; Communication System Band: D835 (835.0 MHz);
Frequency: 835 MHz; Communication System PAR: 0 dB
Medium parameters used: $\sigma = 0$ mho/m, $\epsilon_r = 1$; $\rho = 0$ kg/m³
Phantom section: RF Section
Measurement Standard: DASYS (IEEE/IEC/ANSI C63.19-2007)

DASY5 Configuration:

- Probe: H3DV6 - SN6105; ; Calibrated: 11/18/2010
- Sensor-Surface: (Fix Surface)
- Electronics: DAE4 Sn881; Calibrated: 4/19/2010
- Phantom: HAC RF Test Arch with AMCC; Type: SD HAC P01 BA;
- Measurement SW: DASYS2, Version 52.6 (2); SEMCAD X Version 14.4.4 (2829)

Dipole H-Field measurement with H3DV6 probe/H Scan - measurement distance from the probe sensor center to CD835 Dipole = 10mm/Hearing Aid

Compatibility Test (41x181x1): Measurement grid: dx=5mm, dy=5mm

Maximum value of peak Total field = 0.302 A/m

Probe Modulation Factor = 1.000

Device Reference Point: 0, 0, -6.3 mm

Reference Value = 0.326 A/m; Power Drift = -0.16 dB

Hearing Aid Near-Field Category: M4 (AWF 0 dB)

Author Data
Daoud Attayi

Dates of Test
Feb 28, Mar. 22-23, Apr. 05, Aug. 09-31, 2011

Report No
RTS-5316-1109-55

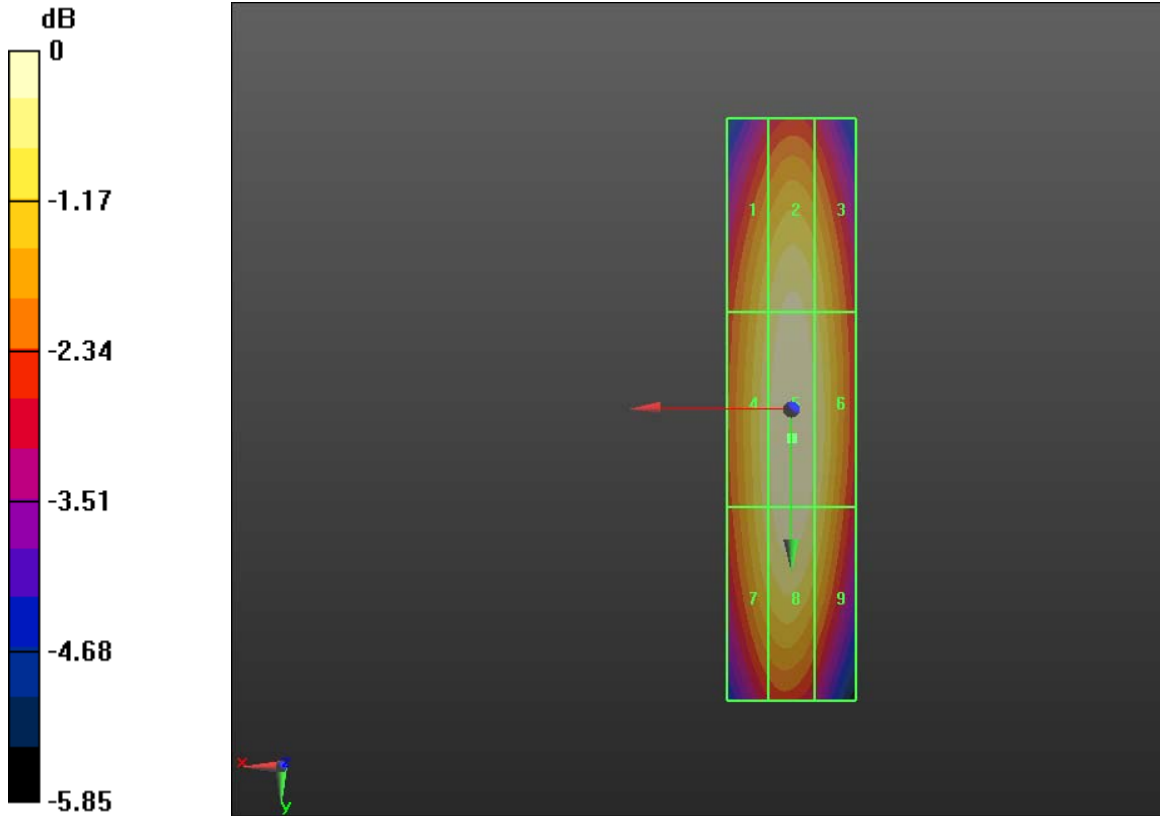
FCC ID
L6AREA70UW

Peak H-field in A/m


Grid 1 0.276 M4	Grid 2 0.292 M4	Grid 3 0.279 M4
Grid 4 0.286 M4	Grid 5 0.302 M4	Grid 6 0.289 M4
Grid 7 0.283 M4	Grid 8 0.299 M4	Grid 9 0.281 M4

Cursor:

Total = 0.302 A/m
 H Category: M4
 Location: 0, 4.5, 4.7 mm



0 dB = 0.300A/m

	Document Annex A to Hearing Aid Compatibility RF Emissions Test Report for the BlackBerry® Smartphone model REA71UW		Page 50 (123)
	Author Data Daoud Attayi	Dates of Test Feb 28, Mar. 22-23, Apr. 05, Aug. 09-31, 2011	Report No RTS-5316-1109-55

Date/Time: 9/6/2011 12:58:12 PM

Test Laboratory: RIM Testing Services

HAC RF_H-Field_validation_1880 MHz_09_06_11

DUT: HAC Dipole 1880 MHz; Type: CD1880V3

Communication System: CW; Frequency: 1880 MHz

Medium parameters used: $\sigma = 0$ mho/m, $\epsilon_r = 1$; $\rho = 0$ kg/m³

Phantom section: RF Section

Measurement Standard: DASYS (IEEE/IEC/ANSI C63.19-2007)

DASY5 Configuration:

- Probe: H3DV6 - SN6105; ; Calibrated: 11/18/2010
- Sensor-Surface: (Fix Surface)
- Electronics: DAE3 Sn472; Calibrated: 3/7/2011
- Phantom: HAC RF Test Arch with AMCC; Type: SD HAC P01 BA;
- Measurement SW: DASYS2, Version 52.6 (2); SEMCAD X Version 14.4.4 (2829)

Dipole H-Field measurement with H3DV6 probe/H Scan - measurement distance from the probe sensor center to CD1880 Dipole = 10mm/Hearing Aid

Compatibility Test (41x101x1): Measurement grid: dx=5mm, dy=5mm

Maximum value of peak Total field = 0.471 A/m

Probe Modulation Factor = 1.000

Device Reference Point: 0, 0, -6.3 mm

Reference Value = 0.501 A/m; Power Drift = -0.01 dB

Hearing Aid Near-Field Category: M2 (AWF 0 dB)

Peak H-field in A/m

Grid 1 0.440 M2	Grid 2 0.456 M2	Grid 3 0.435 M2
Grid 4 0.452 M2	Grid 5 0.471 M2	Grid 6 0.449 M2
Grid 7	Grid 8	Grid 9

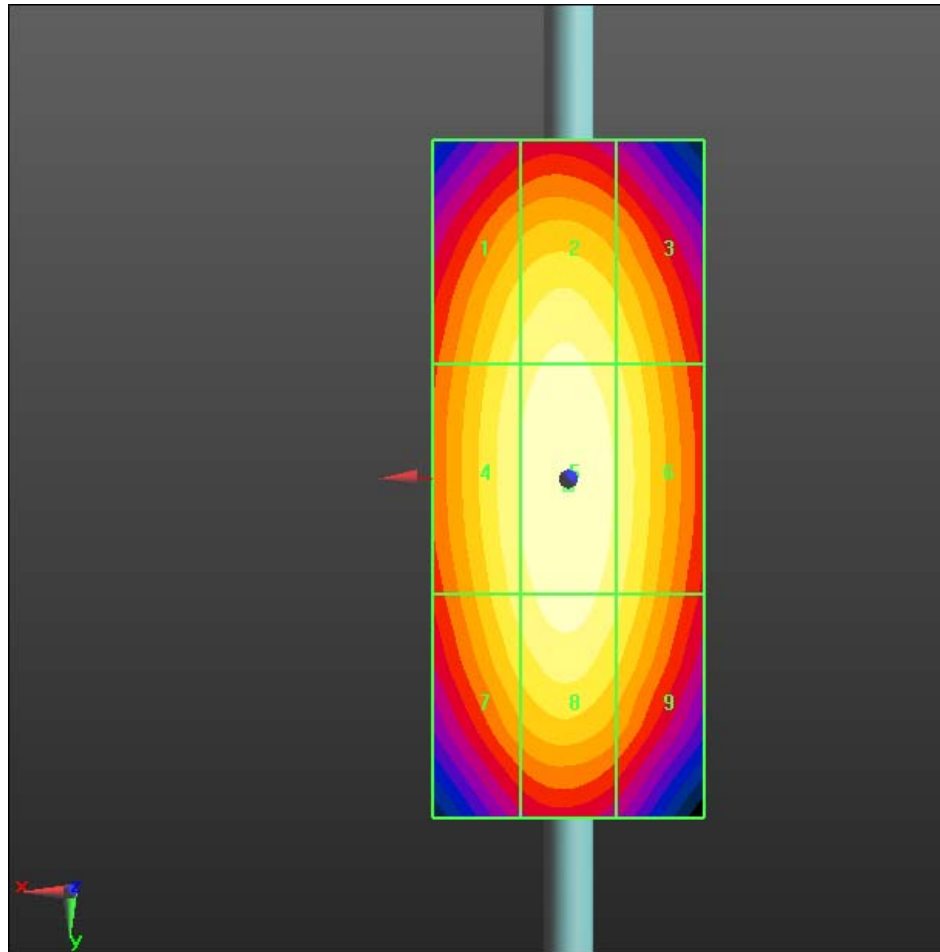
Author Data
Daoud Attayi

Dates of Test
Feb 28, Mar. 22-23, Apr. 05, Aug. 09-31, 2011


Report No
RTS-5316-1109-55

FCC ID
L6AREA70UW

0.441 M2	0.462 M2	0.437 M2
-----------------	-----------------	-----------------



0 dB = 0.470A/m

	Document Annex A to Hearing Aid Compatibility RF Emissions Test Report for the BlackBerry® Smartphone model REA71UW		Page 52 (123)
	Author Data Daoud Attayi	Dates of Test Feb 28, Mar. 22-23, Apr. 05, Aug. 09-31, 2011	Report No RTS-5316-1109-55

Date/Time: 7/28/2011 4:53:10 PM

Test Laboratory: RIM Testing Services

HAC RF_H-Field_validation_1880 MHz_07_28_11

DUT: HAC Dipole 1880 MHz; Type: CD1880V3

Communication System: CW; Communication System Band: D1900 (1900.0 MHz); Frequency: 1880 MHz; Communication System PAR: 0 dB
Medium parameters used: $\sigma = 0$ mho/m, $\epsilon_r = 1$; $\rho = 0$ kg/m³
Phantom section: RF Section
Measurement Standard: DASYS (IEEE/IEC/ANSI C63.19-2007)

DASY5 Configuration:

- Probe: H3DV6 - SN6105; ; Calibrated: 11/18/2010
- Sensor-Surface: (Fix Surface)
- Electronics: DAE3 Sn472; Calibrated: 3/7/2011
- Phantom: HAC RF Test Arch with AMCC; Type: SD HAC P01 BA;
- Measurement SW: DASY52, Version 52.6 (2); SEMCAD X Version 14.4.4 (2829)

Dipole H-Field measurement with H3DV6 probe/H Scan - measurement distance from the probe sensor center to CD1880 Dipole = 10mm/Hearing Aid

Compatibility Test (41x101x1): Measurement grid: dx=5mm, dy=5mm

Maximum value of peak Total field = 0.461 A/m

Probe Modulation Factor = 1.000

Device Reference Point: 0, 0, -6.3 mm

Reference Value = 0.489 A/m; Power Drift = 0.04 dB

Hearing Aid Near-Field Category: M2 (AWF 0 dB)

Peak H-field in A/m

Grid 1 0.425 M2	Grid 2 0.442 M2	Grid 3 0.425 M2
Grid 4 0.441 M2	Grid 5 0.461 M2	Grid 6 0.440 M2

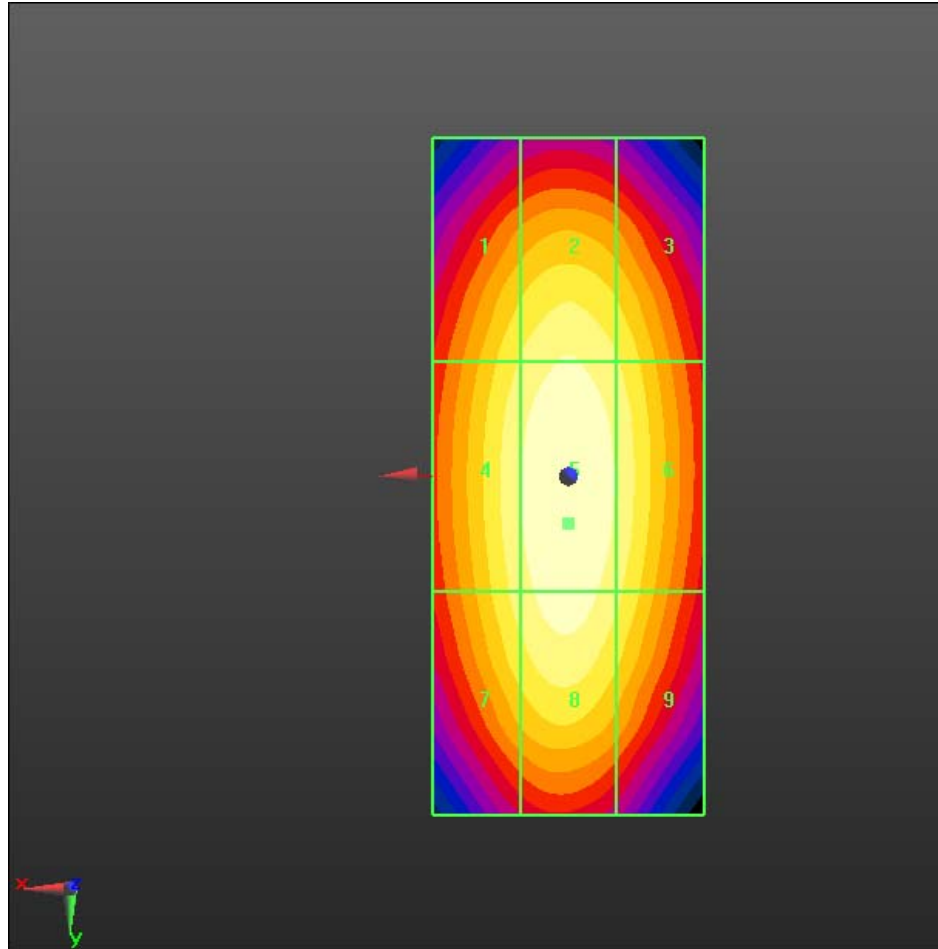
Author Data
Daoud Attayi

Dates of Test
Feb 28, Mar. 22-23, Apr. 05, Aug. 09-31, 2011


Report No
RTS-5316-1109-55

FCC ID
L6AREA70UW

Grid 7 0.432 M2	Grid 8 0.453 M2	Grid 9 0.428 M2
---------------------------	---------------------------	---------------------------



0 dB = 0.460A/m

	Document Annex A to Hearing Aid Compatibility RF Emissions Test Report for the BlackBerry® Smartphone model REA71UW		Page 54 (123)
	Author Data Daoud Attayi	Dates of Test Feb 28, Mar. 22-23, Apr. 05, Aug. 09-31, 2011	Report No RTS-5316-1109-55

Date/Time: 3/23/2011 1:03:25 PM

Test Laboratory: RIM Testing Services

HAC RF_H-Field_PMF_GSM_1880 MHz

DUT: HAC Dipole 1880 MHz; Type: CD1880V3

Communication System: GSM 1900; Frequency: 1880 MHz; Communication System PAR: 9.191 dB

Medium parameters used: $\sigma = 0$ mho/m, $\epsilon_r = 1$; $\rho = 0$ kg/m³

Phantom section: RF Section

Measurement Standard: DASYS (IEEE/IEC/ANSI C63.19-2007)

DASY5 Configuration:

- Probe: H3DV6 - SN6105; ; Calibrated: 11/18/2010
- Sensor-Surface: (Fix Surface)
- Electronics: DAE4 Sn881; Calibrated: 4/19/2010
- Phantom: HAC RF Test Arch with AMCC; Type: SD HAC P01 BA;
- Measurement SW: DASYS2, Version 52.6 (2); SEMCAD X Version 14.4.4 (2829)

Dipole H-Field measurement with H3DV6 probe/H Scan - measurement distance from the probe sensor center to CD1880 Dipole = 10mm/Hearing Aid

Compatibility Test (41x101x1): Measurement grid: dx=5mm, dy=5mm

Maximum value of peak Total field = 0.099 A/m

Probe Modulation Factor = 1.000

Device Reference Point: 0, 0, -6.3 mm

Reference Value = 0.105 A/m; Power Drift = 0.04 dB

Hearing Aid Near-Field Category: M4 (AWF -5 dB)

Author Data
Daoud Attayi

Dates of Test
Feb 28, Mar. 22-23, Apr. 05, Aug. 09-31, 2011

Report No
RTS-5316-1109-55

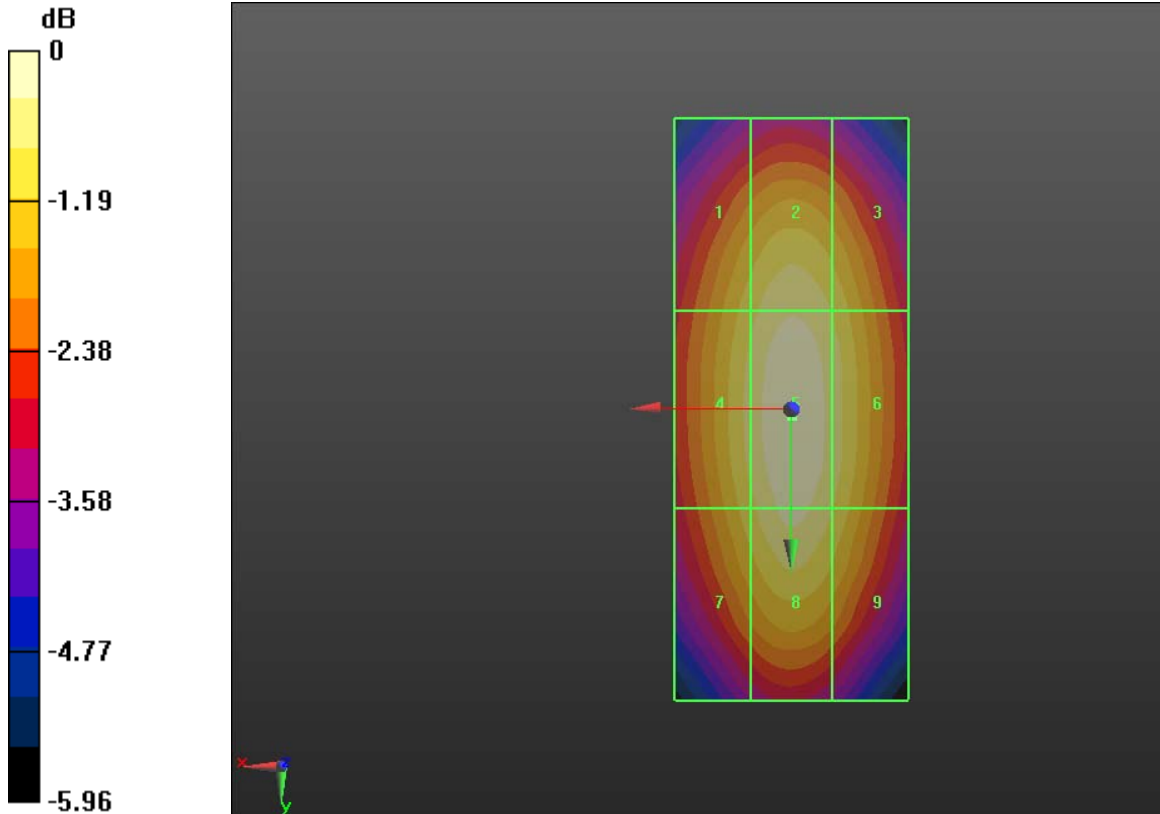
FCC ID
L6AREA70UW

Peak H-field in A/m


Grid 1 0.090 M4	Grid 2 0.095 M4	Grid 3 0.091 M4
Grid 4 0.093 M4	Grid 5 0.099 M4	Grid 6 0.094 M4
Grid 7 0.090 M4	Grid 8 0.097 M4	Grid 9 0.091 M4

Cursor:

Total = 0.099 A/m
 H Category: M4
 Location: 0, 0.5, 4.7 mm



0 dB = 0.100A/m

	Document Annex A to Hearing Aid Compatibility RF Emissions Test Report for the BlackBerry® Smartphone model REA71UW		Page 56 (123)
	Author Data Daoud Attayi	Dates of Test Feb 28, Mar. 22-23, Apr. 05, Aug. 09-31, 2011	Report No RTS-5316-1109-55

Date/Time: 3/23/2011 12:41:56 PM

Test Laboratory: RIM Testing Services

HAC RF_H-Field_PMF_CW1880 MHz_GSM

DUT: HAC Dipole 1880 MHz; Type: CD1880V3

Communication System: CW; Communication System Band: D1900 (1900.0 MHz); Frequency: 1880 MHz; Communication System PAR: 0 dB

Medium parameters used: $\sigma = 0$ mho/m, $\epsilon_r = 1$; $\rho = 0$ kg/m³

Phantom section: RF Section

Measurement Standard: DASYS (IEEE/IEC/ANSI C63.19-2007)

DASY5 Configuration:

- Probe: H3DV6 - SN6105; ; Calibrated: 11/18/2010
- Sensor-Surface: (Fix Surface)
- Electronics: DAE4 Sn881; Calibrated: 4/19/2010
- Phantom: HAC RF Test Arch with AMCC; Type: SD HAC P01 BA;
- Measurement SW: DASYS2, Version 52.6 (2); SEMCAD X Version 14.4.4 (2829)

Dipole H-Field measurement with H3DV6 probe/H Scan - measurement distance from the probe sensor center to CD1880 Dipole = 10mm/Hearing Aid

Compatibility Test (41x101x1): Measurement grid: dx=5mm, dy=5mm

Maximum value of peak Total field = 0.284 A/m

Probe Modulation Factor = 1.000

Device Reference Point: 0, 0, -6.3 mm

Reference Value = 0.302 A/m; Power Drift = -0.03 dB

Hearing Aid Near-Field Category: M3 (AWF 0 dB)

Author Data
Daoud Attayi

Dates of Test
Feb 28, Mar. 22-23, Apr. 05, Aug. 09-31, 2011

Report No
RTS-5316-1109-55

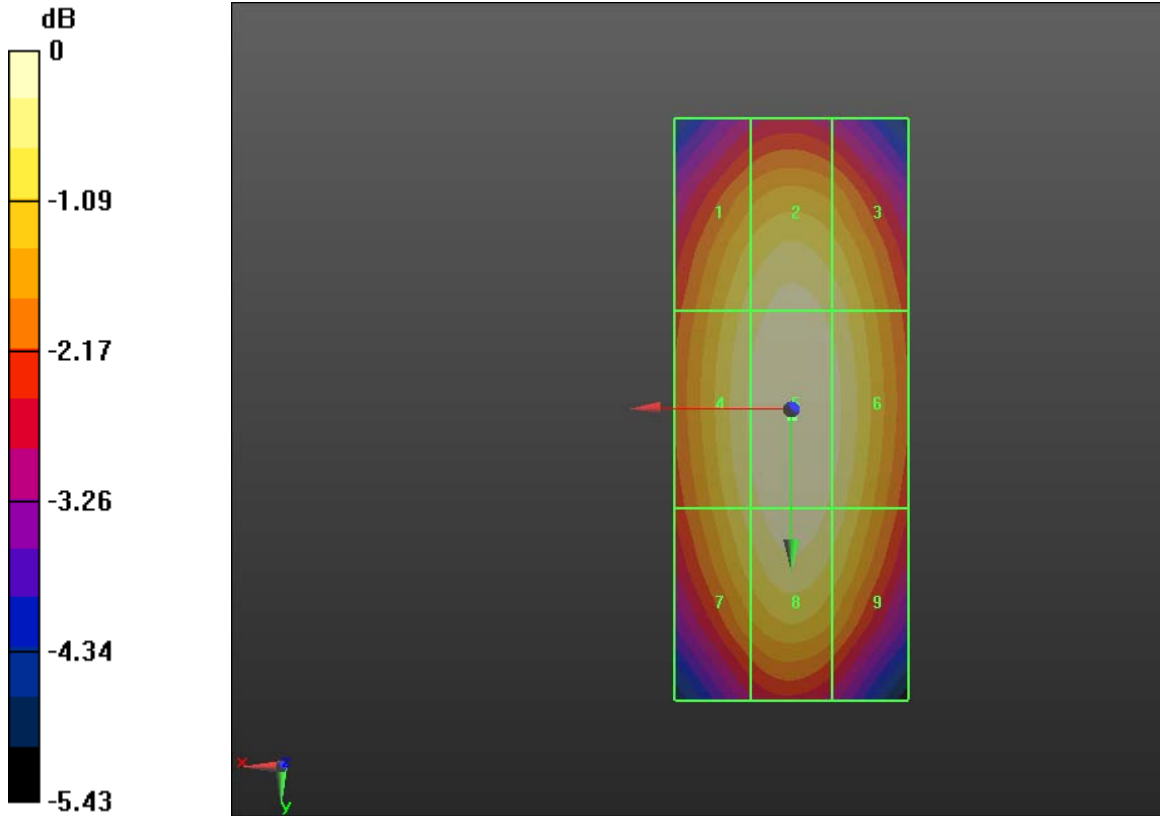
FCC ID
L6AREA70UW

Peak H-field in A/m


Grid 1 0.263 M3	Grid 2 0.274 M3	Grid 3 0.265 M3
Grid 4 0.271 M3	Grid 5 0.284 M3	Grid 6 0.274 M3
Grid 7 0.263 M3	Grid 8 0.278 M3	Grid 9 0.266 M3

Cursor:

Total = 0.284 A/m
 H Category: M3
 Location: 0, 0.5, 4.7 mm



0 dB = 0.280A/m

	Document Annex A to Hearing Aid Compatibility RF Emissions Test Report for the BlackBerry® Smartphone model REA71UW		Page 58 (123)
	Author Data Daoud Attayi	Dates of Test Feb 28, Mar. 22-23, Apr. 05, Aug. 09-31, 2011	Report No RTS-5316-1109-55

Date/Time: 3/23/2011 12:51:39 PM

Test Laboratory: RIM Testing Services

HAC RF_H-Field_PMF_AM80%1880 MHz_GSM

DUT: HAC Dipole 1880 MHz; Type: CD1880V3

Communication System: AM 80%; Communication System Band: D1900 (1900.0 MHz);
Frequency: 1880 MHz; Communication System PAR: 0 dB
Medium parameters used: $\sigma = 0$ mho/m, $\epsilon_r = 1$; $\rho = 0$ kg/m³
Phantom section: TCoil Section
Measurement Standard: DASYS (IEEE/IEC/ANSI C63.19-2007)

DASY5 Configuration:

- Probe: H3DV6 - SN6105; ; Calibrated: 11/18/2010
- Sensor-Surface: (Fix Surface)
- Electronics: DAE4 Sn881; Calibrated: 4/19/2010
- Phantom: HAC RF Test Arch with AMCC; Type: SD HAC P01 BA;
- Measurement SW: DASYS2, Version 52.6 (2); SEMCAD X Version 14.4.4 (2829)

Dipole H-Field measurement with H3DV6 probe/H Scan - measurement distance from the probe sensor center to CD1880 Dipole = 10mm/Hearing Aid

Compatibility Test (41x101x1): Measurement grid: dx=5mm, dy=5mm

Maximum value of peak Total field = 0.184 A/m

Probe Modulation Factor = 1.000

Device Reference Point: 0, 0, -6.3 mm

Reference Value = 0.196 A/m; Power Drift = -0.02 dB

Hearing Aid Near-Field Category: M4 (AWF 0 dB)

Author Data
Daoud Attayi

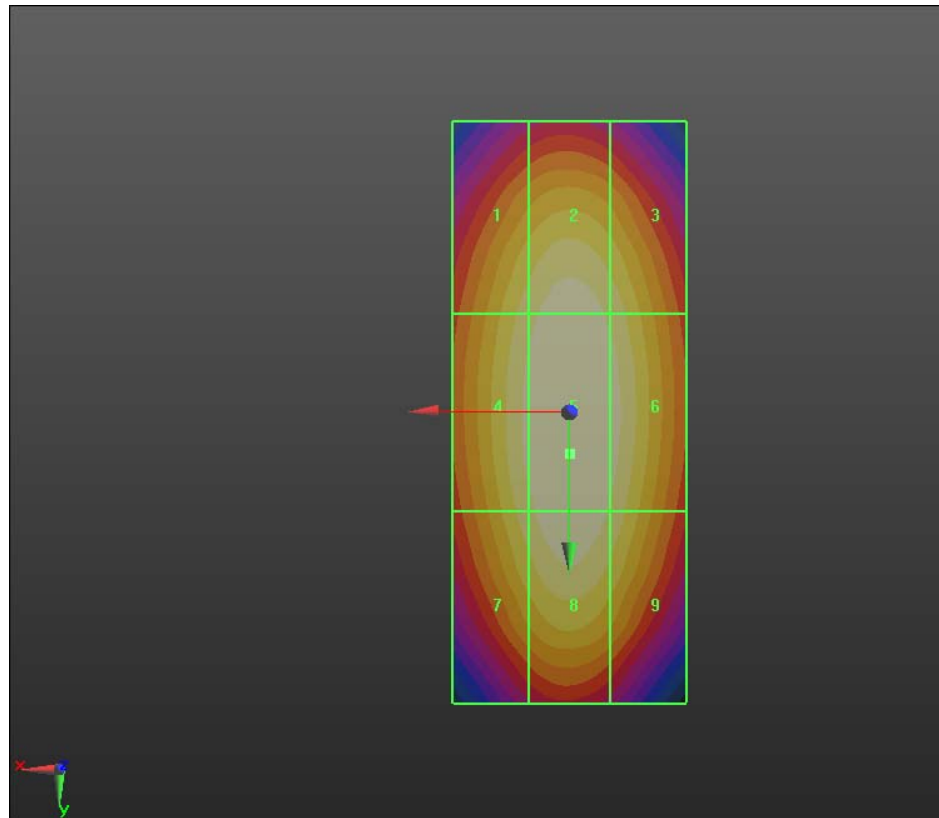
Dates of Test
Feb 28, Mar. 22-23, Apr. 05, Aug. 09-31, 2011

Report No
RTS-5316-1109-55

FCC ID
L6AREA70UW

Peak H-field in A/m

Grid 1 0.170 M4	Grid 2 0.178 M4	Grid 3 0.171 M4
Grid 4 0.175 M4	Grid 5 0.184 M4	Grid 6 0.177 M4
Grid 7 0.170 M4	Grid 8 0.180 M4	Grid 9 0.172 M4



0 dB = 0.180A/m

	Document Annex A to Hearing Aid Compatibility RF Emissions Test Report for the BlackBerry® Smartphone model REA71UW		Page 60 (123)
	Author Data Daoud Attayi	Dates of Test Feb 28, Mar. 22-23, Apr. 05, Aug. 09-31, 2011	Report No RTS-5316-1109-55

Date/Time: 2/28/2011 1:07:46 PM

Test Laboratory: RIM Testing Services

DUT: HAC-Dipole 835 MHz; Type: D835V3

Communication System: WCDMA FDD V; Communication System Band:; Frequency: 835 MHz; Communication System PAR: 0 dB

Medium parameters used: $\sigma = 0$ mho/m, $\epsilon_r = 1$; $\rho = 0$ kg/m³

Phantom section: RF Section

Measurement Standard: DASYS (IEEE/IEC/ANSI C63.19-2007)

DASY5 Configuration:

- Probe: ER3DV6 - SN2286; ConvF(1, 1, 1); Calibrated: 1/14/2011
- Sensor-Surface: (Fix Surface)
- Electronics: DAE4 Sn881; Calibrated: 4/19/2010
- Phantom: HAC RF Test Arch with AMCC; Type: SD HAC P01 BA;
- Measurement SW: DASY52, Version 52.6 (2); SEMCAD X Version 14.4.4 (2829)

Dipole E-Field measurement/E Scan - measurement distance from the probe sensor center to CD835 Dipole = 10mm/Hearing Aid Compatibility Test

(41x361x1): Measurement grid: dx=5mm, dy=5mm

Maximum value of peak Total field = 56.944 V/m

Probe Modulation Factor = 1.000

Device Reference Point: 0, 0, -6.3 mm

Reference Value = 42.995 V/m; Power Drift = 0.01 dB

Hearing Aid Near-Field Category: M4 (AWF 0 dB)

Peak E-field in V/m

Grid 1 53.505 M4	Grid 2 56.944 M4	Grid 3 56.718 M4
Grid 4 30.372 M4	Grid 5 31.039 M4	Grid 6 30.245 M4
Grid 7 54.971 M4	Grid 8 56.115 M4	Grid 9 54.501 M4

Author Data
Daoud Attayi

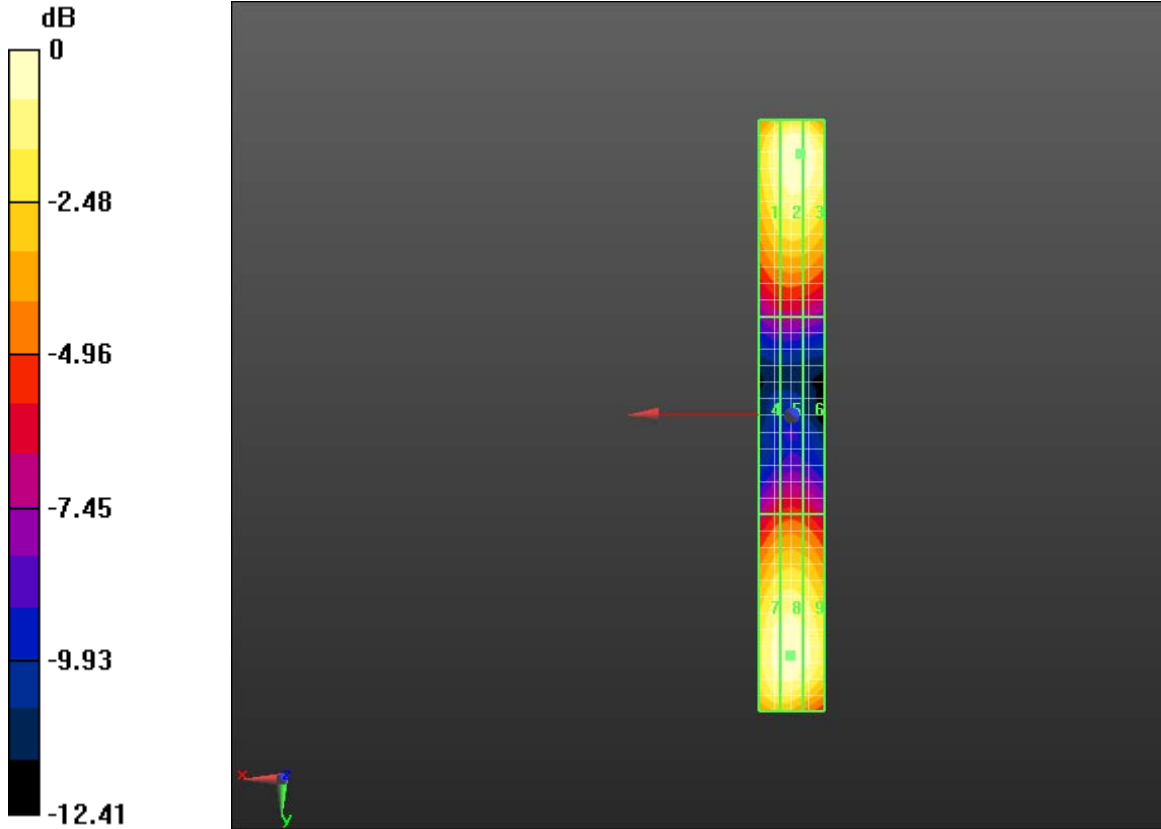
Dates of Test
**Feb 28, Mar. 22-23, Apr. 05, Aug.
09-31, 2011**

Report No
RTS-5316-1109-55


FCC ID
L6AREA70UW

Cursor:

Total = 56.944 V/m
E Category: M4
Location: -2.5, -79.5, 4.7 mm



0 dB = 56.940V/m

	Document Annex A to Hearing Aid Compatibility RF Emissions Test Report for the BlackBerry® Smartphone model REA71UW		Page 62 (123)
	Author Data Daoud Attayi	Dates of Test Feb 28, Mar. 22-23, Apr. 05, Aug. 09-31, 2011	Report No RTS-5316-1109-55

Date/Time: 2/28/2011 12:43:40 PM

Test Laboratory: RIM Testing Services

DUT: HAC-Dipole 835 MHz; Type: D835V3

Communication System: CW; Communication System Band: D835 (835.0 MHz); Frequency: 835 MHz; Communication System PAR: 0 dB

Medium parameters used: $\sigma = 0$ mho/m, $\epsilon_r = 1$; $\rho = 0$ kg/m³

Phantom section: RF Section

Measurement Standard: DASYS (IEEE/IEC/ANSI C63.19-2007)

DASY5 Configuration:

- Probe: ER3DV6 - SN2286; ConvF(1, 1, 1); Calibrated: 1/14/2011
- Sensor-Surface: (Fix Surface)
- Electronics: DAE4 Sn881; Calibrated: 4/19/2010
- Phantom: HAC RF Test Arch with AMCC; Type: SD HAC P01 BA;
- Measurement SW: DASYS2, Version 52.6 (2); SEMCAD X Version 14.4.4 (2829)

Dipole E-Field measurement/E Scan - measurement distance from the probe sensor center to CD835 Dipole = 10mm/Hearing Aid Compatibility Test

(41x361x1): Measurement grid: dx=5mm, dy=5mm

Maximum value of peak Total field = 57.608 V/m

Probe Modulation Factor = 1.000

Device Reference Point: 0, 0, -6.3 mm

Reference Value = 42.622 V/m; Power Drift = -0.06 dB

Hearing Aid Near-Field Category: M4 (AWF 0 dB)

Author Data
Daoud Attayi

Dates of Test
**Feb 28, Mar. 22-23, Apr. 05, Aug.
 09-31, 2011**

Report No
RTS-5316-1109-55

FCC ID
L6AREA70UW

Peak E-field in V/m

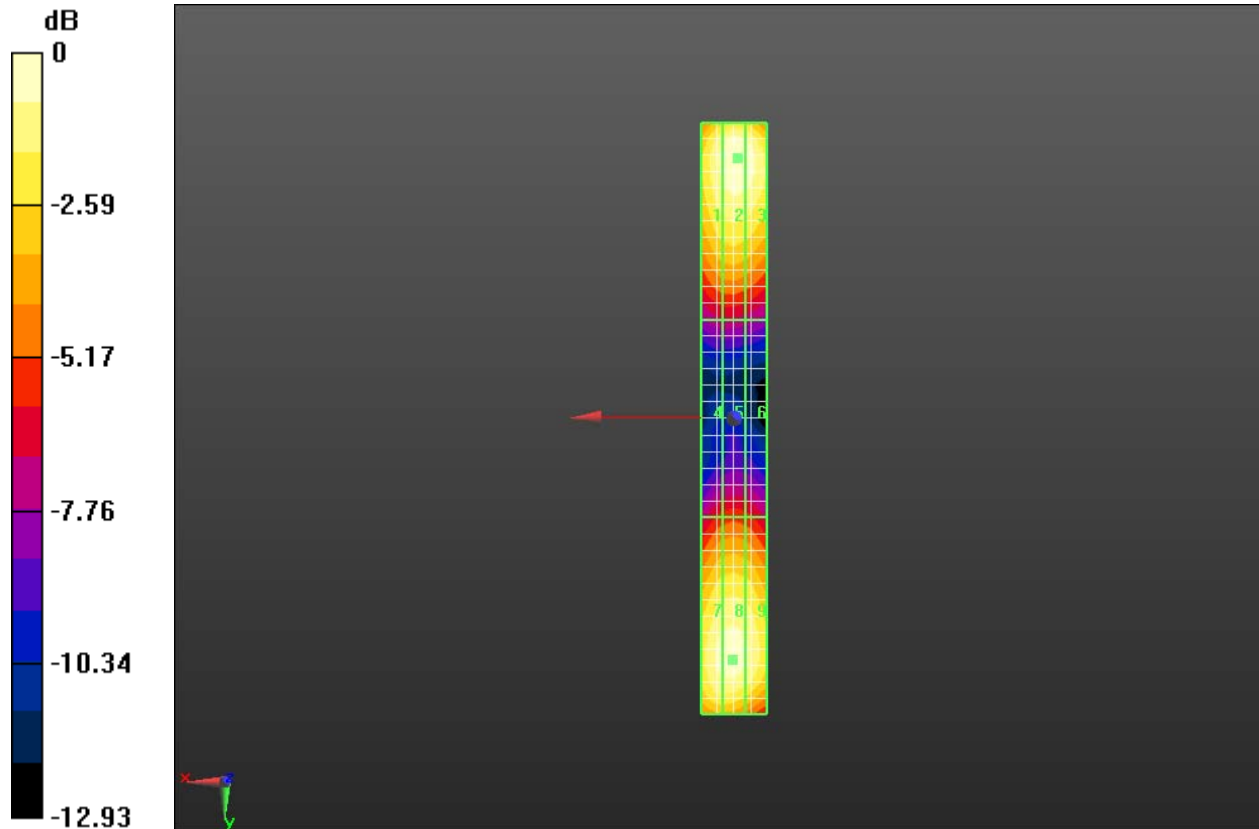
Grid 1 54.388 M4	Grid 2 57.608 M4	Grid 3 56.620 M4
Grid 4 30.355 M4	Grid 5 30.943 M4	Grid 6 30.261 M4
Grid 7 54.334 M4	Grid 8 55.102 M4	Grid 9 5076 M4

Cursor:


Total = 57.608 V/m

E Category: M4

Location: -1, -79, 4.7 mm



0 dB = 57.610V/m

	Document Annex A to Hearing Aid Compatibility RF Emissions Test Report for the BlackBerry® Smartphone model REA71UW		Page 64 (123)
	Author Data Daoud Attayi	Dates of Test Feb 28, Mar. 22-23, Apr. 05, Aug. 09-31, 2011	Report No RTS-5316-1109-55

Date/Time: 2/28/2011 12:54:03 PM

Test Laboratory: RIM Testing Services

DUT: HAC-Dipole 835 MHz; Type: D835V3

Communication System: AM 80%; Communication System Band: D835 (835.0 MHz);
Frequency: 835 MHz; Communication System PAR: 0 dB
Medium parameters used: $\sigma = 0$ mho/m, $\epsilon_r = 1$; $\rho = 0$ kg/m³
Phantom section: RF Section
Measurement Standard: DASYS (IEEE/IEC/ANSI C63.19-2007)

DASY5 Configuration:

- Probe: ER3DV6 - SN2286; ConvF(1, 1, 1); Calibrated: 1/14/2011
- Sensor-Surface: (Fix Surface)
- Electronics: DAE4 Sn881; Calibrated: 4/19/2010
- Phantom: HAC RF Test Arch with AMCC; Type: SD HAC P01 BA;
- Measurement SW: DASYS2, Version 52.6 (2); SEMCAD X Version 14.4.4 (2829)

Dipole E-Field measurement/E Scan - measurement distance from the probe sensor center to CD835 Dipole = 10mm/Hearing Aid Compatibility Test

(41x361x1): Measurement grid: dx=5mm, dy=5mm

Maximum value of peak Total field = 37.106 V/m

Probe Modulation Factor = 1.000

Device Reference Point: 0, 0, -6.3 mm

Reference Value = 26.469 V/m; Power Drift = 0.17 dB

Hearing Aid Near-Field Category: M4 (AWF 0 dB)

Author Data
Daoud Attayi

Dates of Test
**Feb 28, Mar. 22-23, Apr. 05, Aug.
 09-31, 2011**

Report No
RTS-5316-1109-55

FCC ID
L6AREA70UW

Peak E-field in V/m

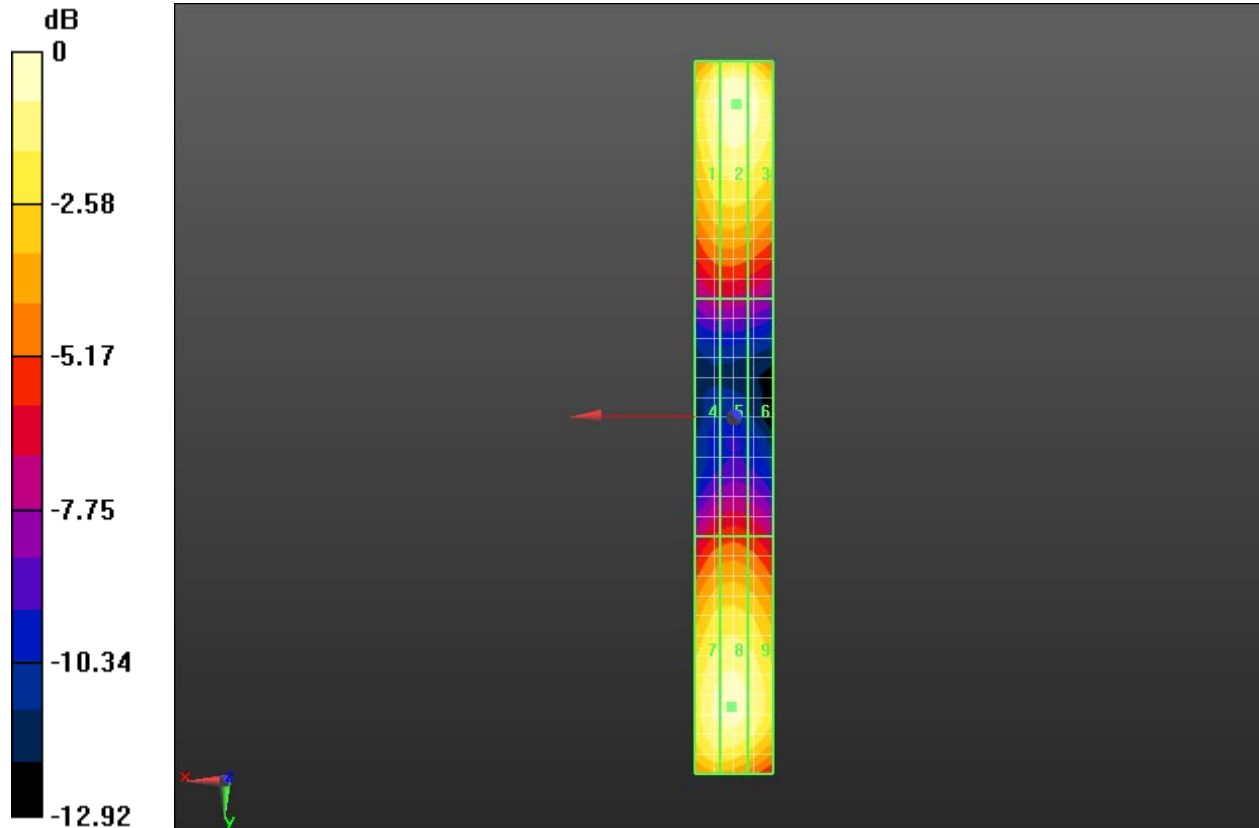
Grid 1 35.158 M4	Grid 2 37.106 M4	Grid 3 36.227 M4
Grid 4 19.445 M4	Grid 5 19.878 M4	Grid 6 19.259 M4
Grid 7 34.812 M4	Grid 8 35.203 M4	Grid 9 34.158 M4

Cursor:


Total = 37.106 V/m

E Category: M4

Location: -0.5, -79, 4.7 mm



0 dB = 37.110V/m

	Document Annex A to Hearing Aid Compatibility RF Emissions Test Report for the BlackBerry® Smartphone model REA71UW		Page 66 (123)
	Author Data Daoud Attayi	Dates of Test Feb 28, Mar. 22-23, Apr. 05, Aug. 09-31, 2011	Report No RTS-5316-1109-55

Date/Time: 2/28/2011 2:07:15 PM

Test Laboratory: RIM Testing Services

HAC RF_E-Field_PMF_UMTS_band_II_1880 MHz

DUT: HAC Dipole 1880 MHz; Type: CD1880V3; Serial

Communication System: WCDMA FDD II;.; Frequency: 1880 MHz; Communication System
PAR: 0 dB

Medium parameters used: $\sigma = 0$ mho/m, $\epsilon_r = 1$; $\rho = 0$ kg/m³

Phantom section: RF Section

Measurement Standard: DASYS (IEEE/IEC/ANSI C63.19-2007)

DASY5 Configuration:

- Probe: ER3DV6 - SN2286; ConvF(1, 1, 1); Calibrated: 1/14/2011
- Sensor-Surface: (Fix Surface)
- Electronics: DAE4 Sn881; Calibrated: 4/19/2010
- Phantom: HAC RF Test Arch with AMCC; Type: SD HAC P01 BA;
- Measurement SW: DASYS2, Version 52.6 (2); SEMCAD X Version 14.4.4 (2829)

Dipole E-Field measurement/E Scan - measurement distance from the probe sensor center to CD1880 Dipole = 10mm/Hearing Aid Compatibility Test

(41x181x1): Measurement grid: dx=5mm, dy=5mm

Maximum value of peak Total field = 38.483 V/m

Probe Modulation Factor = 1.000

Device Reference Point: 0, 0, -6.3 mm

Reference Value = 35.028 V/m; Power Drift = 0.10 dB

Hearing Aid Near-Field Category: M4 (AWF 0 dB)

Author Data
Daoud Attayi

Dates of Test
Feb 28, Mar. 22-23, Apr. 05, Aug. 09-31, 2011

Report No
RTS-5316-1109-55

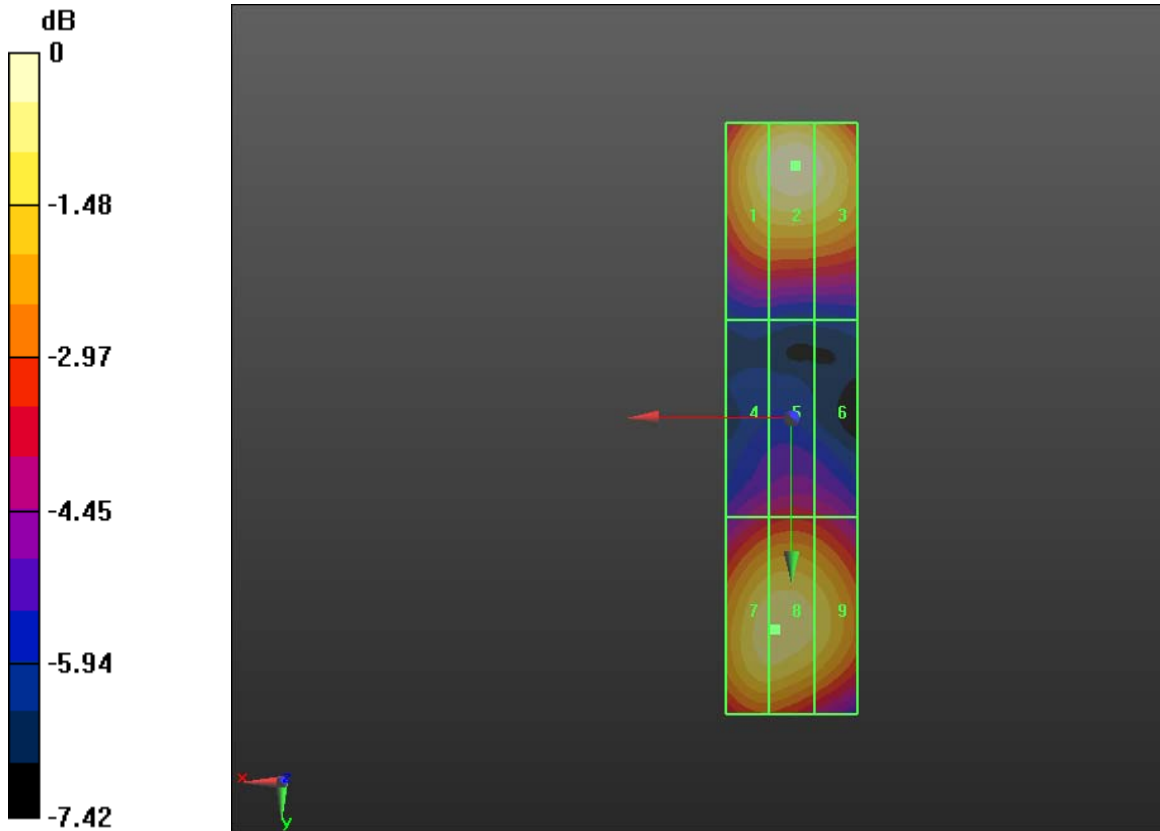
FCC ID
L6AREA70UW

Peak E-field in V/m


Grid 1 36.706 M4	Grid 2 38.483 M4	Grid 3 37.337 M4
Grid 4 24.878 M4	Grid 5 25.643 M4	Grid 6 25.076 M4
Grid 7 35.871 M4	Grid 8 35.988 M4	Grid 9 34.479 M4

Cursor:

Total = 38.483 V/m
 E Category: M4
 Location: -0.5, -38.5, 4.7 mm



0 dB = 38.480V/m

	Document Annex A to Hearing Aid Compatibility RF Emissions Test Report for the BlackBerry® Smartphone model REA71UW		Page 68 (123)
	Author Data Daoud Attayi	Dates of Test Feb 28, Mar. 22-23, Apr. 05, Aug. 09-31, 2011	Report No RTS-5316-1109-55

Date/Time: 2/28/2011 2:16:59 PM

Test Laboratory: RIM Testing Services

DUT: HAC Dipole 1880 MHz; Type: CD1880V3

Communication System: CW; Communication System Band: D1900 (1900.0 MHz); Frequency: 1880 MHz; Communication System PAR: 0 dB

Medium parameters used: $\sigma = 0$ mho/m, $\epsilon_r = 1$; $\rho = 0$ kg/m³

Phantom section: RF Section

Measurement Standard: DASY5 (IEEE/IEC/ANSI C63.19-2007)

DASY5 Configuration:

- Probe: ER3DV6 - SN2286; ConvF(1, 1, 1); Calibrated: 1/14/2011
- Sensor-Surface: (Fix Surface)
- Electronics: DAE4 Sn881; Calibrated: 4/19/2010
- Phantom: HAC RF Test Arch with AMCC; Type: SD HAC P01 BA;
- Measurement SW: DASY52, Version 52.6 (2); SEMCAD X Version 14.4.4 (2829)

Dipole E-Field measurement/E Scan - measurement distance from the probe sensor center to CD1880 Dipole = 10mm/Hearing Aid Compatibility Test

(41x181x1): Measurement grid: dx=5mm, dy=5mm

Maximum value of peak Total field = 43.024 V/m

Probe Modulation Factor = 1.000

Device Reference Point: 0, 0, -6.3 mm

Reference Value = 38.861 V/m; Power Drift = 0.02 dB

Hearing Aid Near-Field Category: M4 (AWF 0 dB)

Author Data
Daoud Attayi

Dates of Test
**Feb 28, Mar. 22-23, Apr. 05, Aug.
 09-31, 2011**

Report No
RTS-5316-1109-55

FCC ID
L6AREA70UW

Peak E-field in V/m

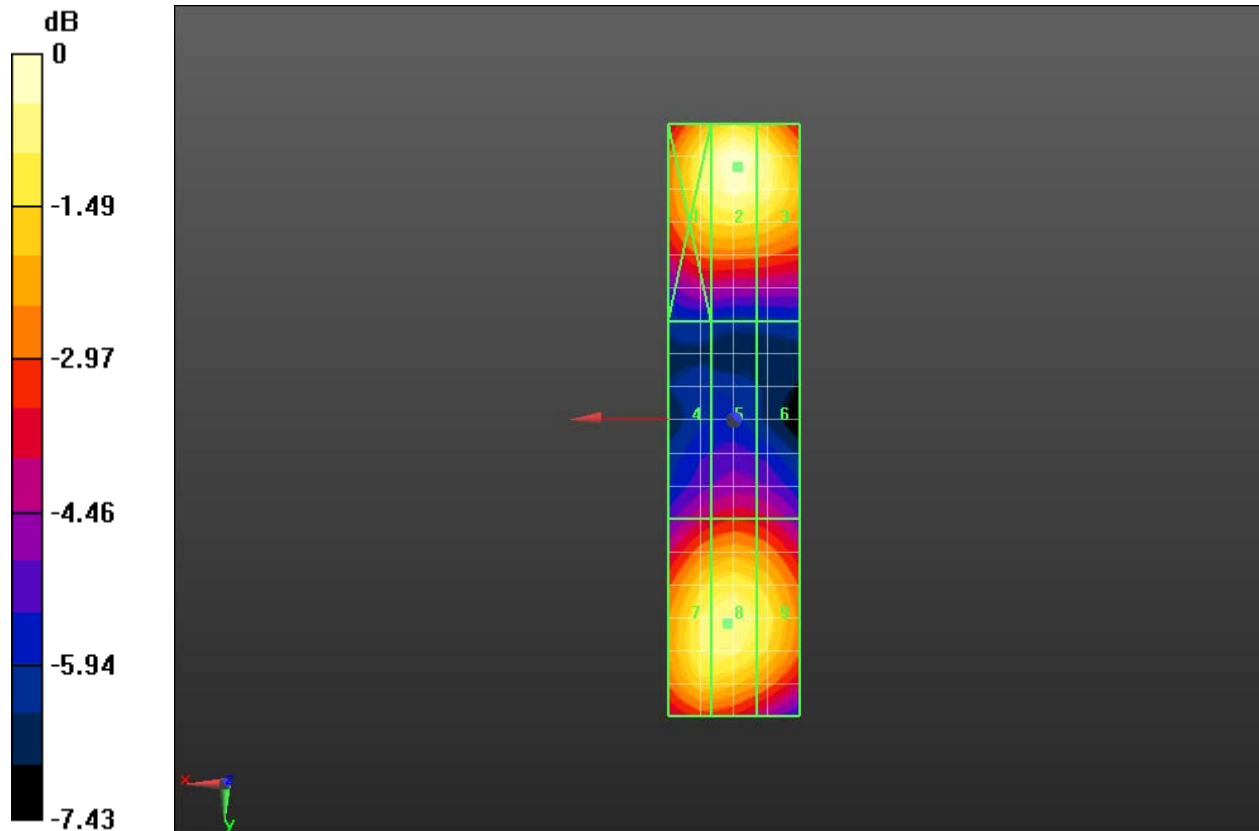
Grid 1 40.897 M4	Grid 2 43.024 M4	Grid 3 41.671 M4
Grid 4 27.919 M4	Grid 5 28.886 M4	Grid 6 28.274 M4
Grid 7 39.759 M4	Grid 8 40.082 M4	Grid 9 38.641 M4

Cursor:

Total = 43.024 V/m

E Category: M4

Location: -0.5, -38.5, 4.7 mm



0 dB = 43.020V/m

	Document Annex A to Hearing Aid Compatibility RF Emissions Test Report for the BlackBerry® Smartphone model REA71UW		Page 70 (123)
	Author Data Daoud Attayi	Dates of Test Feb 28, Mar. 22-23, Apr. 05, Aug. 09-31, 2011	Report No RTS-5316-1109-55

Date/Time: 2/28/2011 2:21:55 PM

Test Laboratory: RIM Testing Services

DUT: HAC Dipole 1880 MHz; Type: CD1880V3

Communication System: AM 80%; Communication System Band: D1900 (1900.0 MHz);
Frequency: 1880 MHz; Communication System PAR: 0 dB
Medium parameters used: $\sigma = 0$ mho/m, $\epsilon_r = 1$; $\rho = 0$ kg/m³
Phantom section: RF Section
Measurement Standard: DASYS (IEEE/IEC/ANSI C63.19-2007)

DASY5 Configuration:

- Probe: ER3DV6 - SN2286; ConvF(1, 1, 1); Calibrated: 1/14/2011
- Sensor-Surface: (Fix Surface)
- Electronics: DAE4 Sn881; Calibrated: 4/19/2010
- Phantom: HAC RF Test Arch with AMCC; Type: SD HAC P01 BA;
- Measurement SW: DASYS2, Version 52.6 (2); SEMCAD X Version 14.4.4 (2829)

Dipole E-Field measurement/E Scan - measurement distance from the probe sensor center to CD1880 Dipole = 10mm/Hearing Aid Compatibility Test

(41x181x1): Measurement grid: dx=5mm, dy=5mm
Maximum value of peak Total field = 27.543 V/m
Probe Modulation Factor = 1.000
Device Reference Point: 0, 0, -6.3 mm
Reference Value = 25.024 V/m; Power Drift = -0.0069 dB
Hearing Aid Near-Field Category: M4 (AWF 0 dB)



Author Data
Daoud Attayi

Dates of Test
**Feb 28, Mar. 22-23, Apr. 05, Aug.
09-31, 2011**

Report No
RTS-5316-1109-55

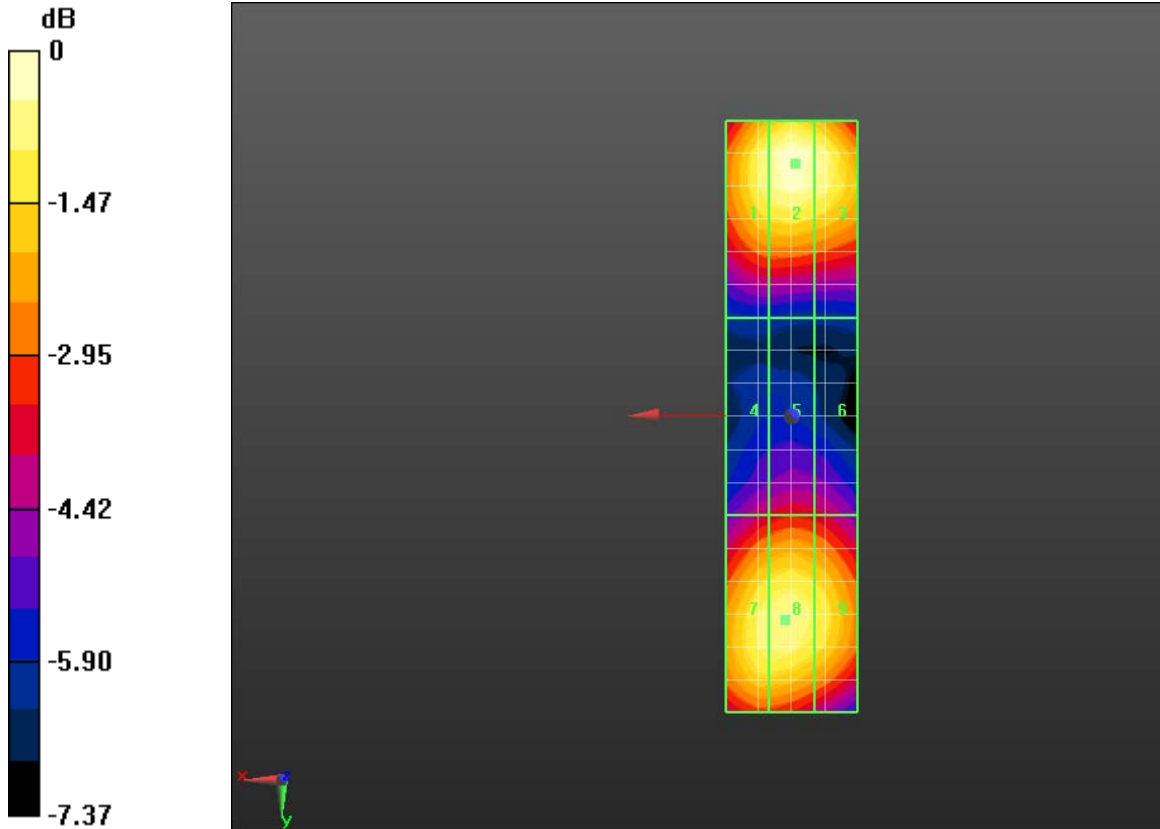
FCC ID
L6AREA70UW

Peak E-field in V/m


Grid 1 26.151 M4	Grid 2 27.543 M4	Grid 3 26.639 M4
Grid 4 17.904 M4	Grid 5 18.574 M4	Grid 6 18.189 M4
Grid 7 25.506 M4	Grid 8 25.701 M4	Grid 9 24.770 M4

Cursor:

Total = 27.543 V/m
E Category: M4
Location: -0.5, -38.5, 4.7 mm



0 dB = 27.540V/m

	Document Annex A to Hearing Aid Compatibility RF Emissions Test Report for the BlackBerry® Smartphone model REA71UW		Page 72 (123)
	Author Data Daoud Attayi	Dates of Test Feb 28, Mar. 22-23, Apr. 05, Aug. 09-31, 2011	Report No RTS-5316-1109-55

Date/Time: 2/28/2011 3:32:16 PM

Test Laboratory: RIM Testing Services

HAC RF_H-Field_PMF_UMTS_band V_835 MHz

DUT: HAC-Dipole 835 MHz; Type: D835V3

Communication System: WCDMA FDD V; Frequency: 835 MHz; Communication System

PAR: 0 dB

Medium parameters used: $\sigma = 0$ mho/m, $\epsilon_r = 1$; $\rho = 0$ kg/m³

Phantom section: RF Section

Measurement Standard: DASYS (IEEE/IEC/ANSI C63.19-2007)

DASY5 Configuration:

- Probe: H3DV6 - SN6105; ; Calibrated: 11/18/2010
- Sensor-Surface: (Fix Surface)
- Electronics: DAE4 Sn881; Calibrated: 4/19/2010
- Phantom: HAC RF Test Arch with AMCC; Type: SD HAC P01 BA;
- Measurement SW: DASYS2, Version 52.6 (2); SEMCAD X Version 14.4.4 (2829)

Dipole H-Field measurement with H3DV6 probe/H Scan - measurement distance from the probe sensor center to CD835 Dipole = 10mm/Hearing Aid

Compatibility Test (41x181x1): Measurement grid: dx=5mm, dy=5mm

Maximum value of peak Total field = 0.168 A/m

Probe Modulation Factor = 1.000

Device Reference Point: 0, 0, -6.3 mm

Reference Value = 0.178 A/m; Power Drift = 0.23 dB

Hearing Aid Near-Field Category: M4 (AWF 0 dB)



Peak H-field in A/m

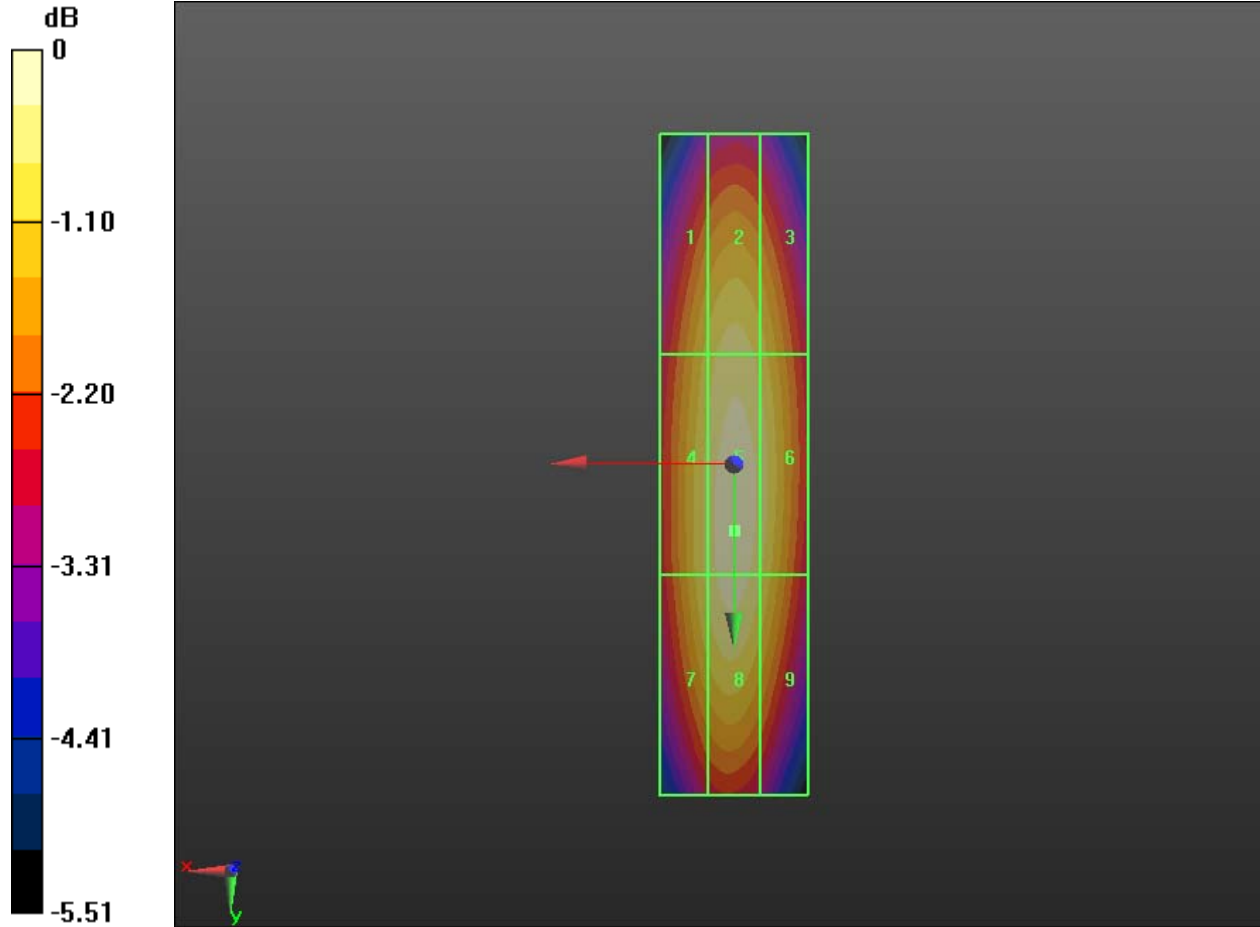
Grid 1	Grid 2	Grid 3
0.153 M4	0.160 M4	0.154 M4
Grid 4	Grid 5	Grid 6
0.160 M4	0.168 M4	0.161 M4
Grid 7	Grid 8	Grid 9
0.159 M4	0.166 M4	0.157 M4

Author Data
Daoud Attayi


Dates of Test
**Feb 28, Mar. 22-23, Apr. 05, Aug.
 09-31, 2011**

Report No
RTS-5316-1109-55

FCC ID
L6AREA70UW



0 dB = 0.170A/m

	Document Annex A to Hearing Aid Compatibility RF Emissions Test Report for the BlackBerry® Smartphone model REA71UW		Page 75 (123)
	Author Data Daoud Attayi	Dates of Test Feb 28, Mar. 22-23, Apr. 05, Aug. 09-31, 2011	Report No RTS-5316-1109-55

Date/Time: 2/28/2011 3:41:08 PM

Test Laboratory: RIM Testing Services

HAC RF_H-Field_PMF_CW835 MHz

DUT: HAC-Dipole 835 MHz; Type: D835V3

Communication System: CW; Communication System Band: D835 (835.0 MHz); Frequency: 835 MHz; Communication System PAR: 0 dB
Medium parameters used: $\sigma = 0$ mho/m, $\epsilon_r = 1$; $\rho = 0$ kg/m³
Phantom section: RF Section
Measurement Standard: DASYS (IEEE/IEC/ANSI C63.19-2007)

DASY5 Configuration:

- Probe: H3DV6 - SN6105; ; Calibrated: 11/18/2010
- Sensor-Surface: (Fix Surface)
- Electronics: DAE4 Sn881; Calibrated: 4/19/2010
- Phantom: HAC RF Test Arch with AMCC; Type: SD HAC P01 BA;
- Measurement SW: DASYS2, Version 52.6 (2); SEMCAD X Version 14.4.4 (2829)

Dipole H-Field measurement with H3DV6 probe/H Scan - measurement distance from the probe sensor center to CD835 Dipole = 10mm/Hearing Aid

Compatibility Test (41x181x1): Measurement grid: dx=5mm, dy=5mm

Maximum value of peak Total field = 0.166 A/m

Probe Modulation Factor = 1.000

Device Reference Point: 0, 0, -6.3 mm

Reference Value = 0.177 A/m; Power Drift = -0.10 dB

Hearing Aid Near-Field Category: M4 (AWF 0 dB)



Peak H-field in A/m

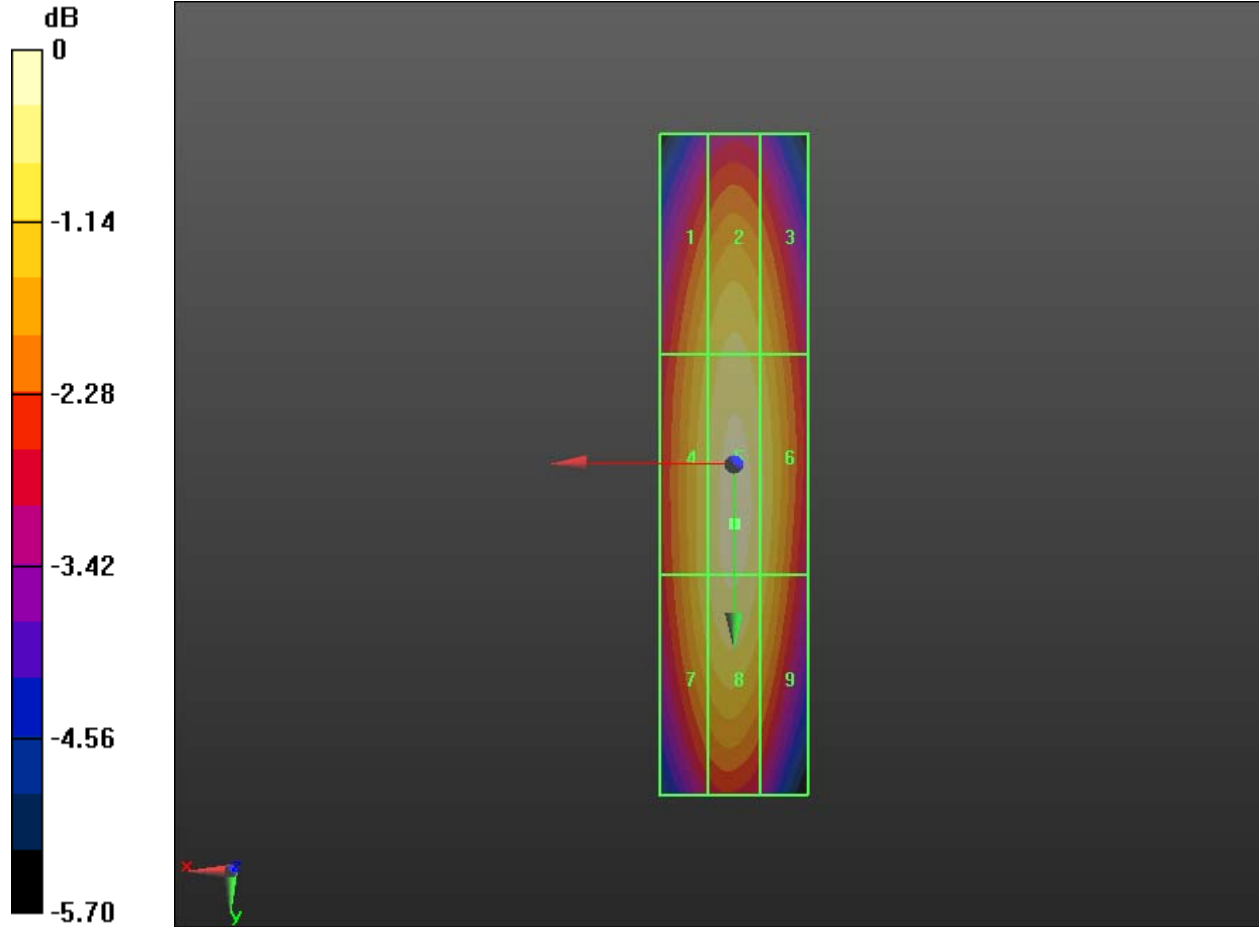
Grid 1	Grid 2	Grid 3
0.151 M4	0.158 M4	0.151 M4
Grid 4	Grid 5	Grid 6
0.157 M4	0.166 M4	0.159 M4
Grid 7	Grid 8	Grid 9
0.156 M4	0.164 M4	0.155 M4

Author Data
Daoud Attayi


Dates of Test
**Feb 28, Mar. 22-23, Apr. 05, Aug.
 09-31, 2011**

Report No
RTS-5316-1109-55

FCC ID
L6AREA70UW



0 dB = 0.170A/m

	Document Annex A to Hearing Aid Compatibility RF Emissions Test Report for the BlackBerry® Smartphone model REA71UW		Page 78 (123)
	Author Data Daoud Attayi	Dates of Test Feb 28, Mar. 22-23, Apr. 05, Aug. 09-31, 2011	Report No RTS-5316-1109-55

Date/Time: 2/28/2011 3:45:30 PM

Test Laboratory: RIM Testing Services

HAC RF_H-Field_PMF_AM80%835 MHz

DUT: HAC-Dipole 835 MHz; Type: D835V3

Communication System: AM 80%; Communication System Band: D835 (835.0 MHz);
Frequency: 835 MHz; Communication System PAR: 0 dB
Medium parameters used: $\sigma = 0$ mho/m, $\epsilon_r = 1$; $\rho = 0$ kg/m³
Phantom section: RF Section
Measurement Standard: DASYS (IEEE/IEC/ANSI C63.19-2007)

DASY5 Configuration:

- Probe: H3DV6 - SN6105; ; Calibrated: 11/18/2010
- Sensor-Surface: (Fix Surface)
- Electronics: DAE4 Sn881; Calibrated: 4/19/2010
- Phantom: HAC RF Test Arch with AMCC; Type: SD HAC P01 BA;
- Measurement SW: DASYS2, Version 52.6 (2); SEMCAD X Version 14.4.4 (2829)

Dipole H-Field measurement with H3DV6 probe/H Scan - measurement distance from the probe sensor center to CD835 Dipole = 10mm/Hearing Aid

Compatibility Test (41x181x1): Measurement grid: dx=5mm, dy=5mm

Maximum value of peak Total field = 0.106 A/m

Probe Modulation Factor = 1.000

Device Reference Point: 0, 0, -6.3 mm

Reference Value = 0.113 A/m; Power Drift = 0.0097 dB

Hearing Aid Near-Field Category: M4 (AWF 0 dB)



Peak H-field in A/m

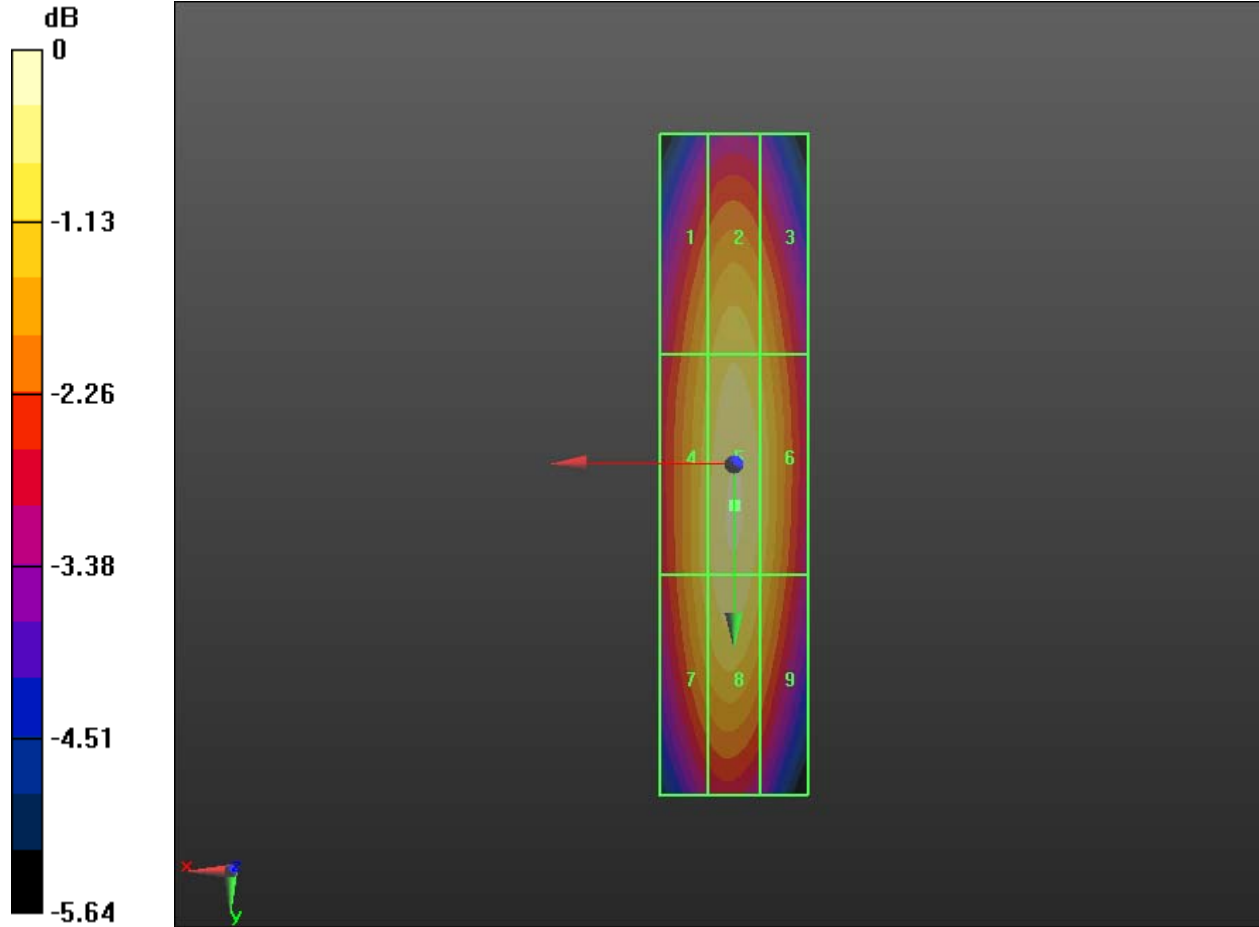
Grid 1	Grid 2	Grid 3
0.096 M4	0.100 M4	0.096 M4
Grid 4	Grid 5	Grid 6
0.100 M4	0.106 M4	0.101 M4
Grid 7	Grid 8	Grid 9
0.100 M4	0.104 M4	0.098 M4

Author Data
Daoud Attayi


Dates of Test
**Feb 28, Mar. 22-23, Apr. 05, Aug.
 09-31, 2011**

Report No
RTS-5316-1109-55

FCC ID
L6AREA70UW



0 dB = 0.110A/m

	Document Annex A to Hearing Aid Compatibility RF Emissions Test Report for the BlackBerry® Smartphone model REA71UW		Page 81 (123)
	Author Data Daoud Attayi	Dates of Test Feb 28, Mar. 22-23, Apr. 05, Aug. 09-31, 2011	Report No RTS-5316-1109-55

Date/Time: 2/28/2011 2:57:08 PM

Test Laboratory: RIM Testing Services

HAC RF_H-Field_PMF_UMTS_band II_1880 MHz

DUT: HAC Dipole 1880 MHz; Type: CD1880V3

Communication System: WCDMA FDD II; Frequency: 1880 MHz; Communication System PAR: 0 dB

Medium parameters used: $\sigma = 0$ mho/m, $\epsilon_r = 1$; $\rho = 0$ kg/m³

Phantom section: RF Section

Measurement Standard: DASYS (IEEE/IEC/ANSI C63.19-2007)

DASY5 Configuration:

- Probe: H3DV6 - SN6105; ; Calibrated: 11/18/2010
- Sensor-Surface: (Fix Surface)
- Electronics: DAE4 Sn881; Calibrated: 4/19/2010
- Phantom: HAC RF Test Arch with AMCC; Type: SD HAC P01 BA;
- Measurement SW: DASYS2, Version 52.6 (2); SEMCAD X Version 14.4.4 (2829)

Dipole H-Field measurement with H3DV6 probe/H Scan - measurement distance from the probe sensor center to CD1880 Dipole = 10mm/Hearing Aid

Compatibility Test (41x101x1): Measurement grid: dx=5mm, dy=5mm

Maximum value of peak Total field = 0.138 A/m

Probe Modulation Factor = 1.000

Device Reference Point: 0, 0, -6.3 mm

Reference Value = 0.147 A/m; Power Drift = 0.04 dB

Hearing Aid Near-Field Category: M4 (AWF 0 dB)

Peak H-field in A/m



Document	Annex A to Hearing Aid Compatibility RF Emissions Test Report for the BlackBerry® Smartphone model REA71UW	Page	82 (123)
----------	---	------	-----------------

Author Data	Dates of Test	Report No	FCC ID
Daoud Attayi	Feb 28, Mar. 22-23, Apr. 05, Aug. 09-31, 2011	RTS-5316-1109-55	L6AREA70UW

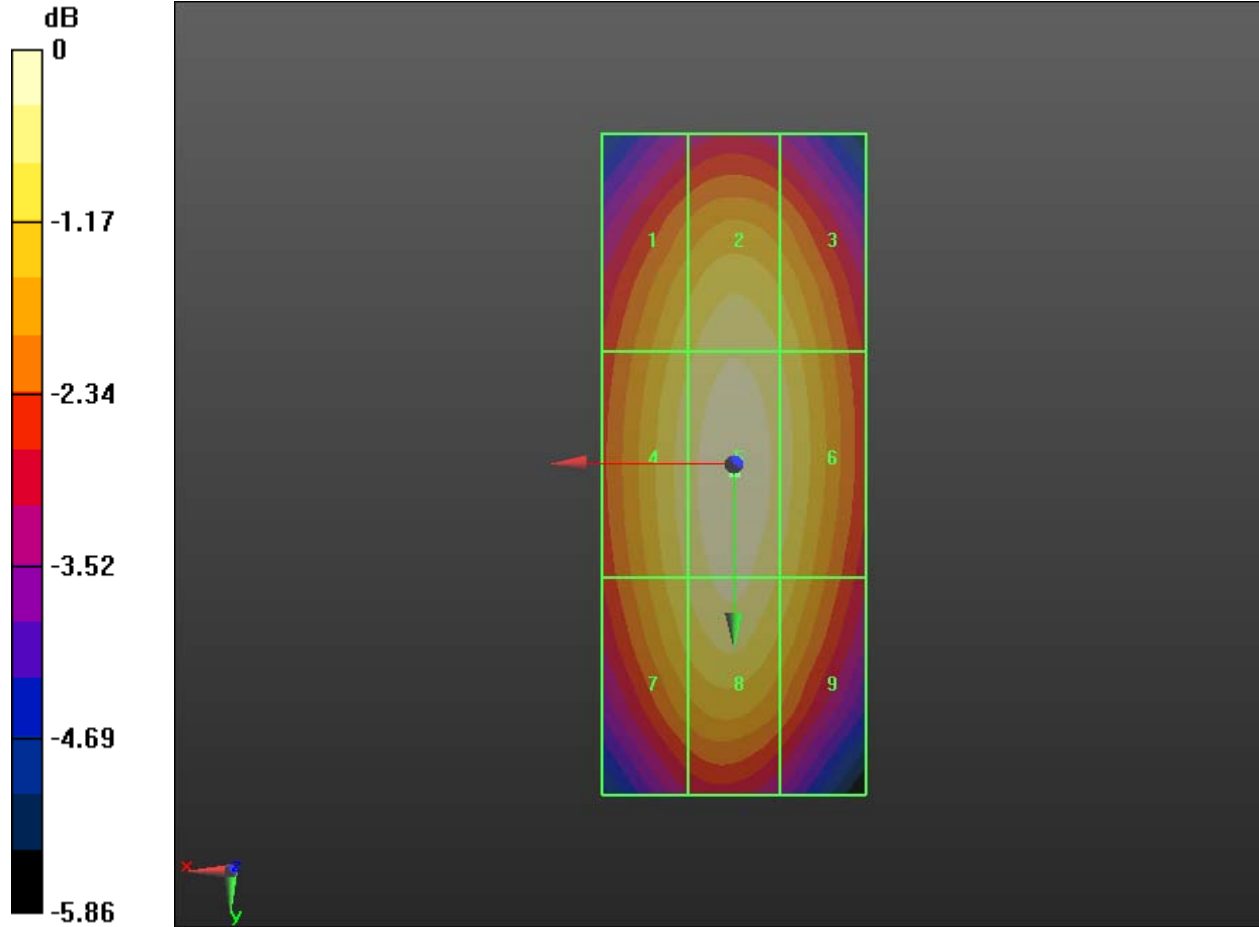
Grid 1	Grid 2	Grid 3
0.127 M4	0.134 M4	0.128 M4
Grid 4	Grid 5	Grid 6
0.132 M4	0.138 M4	0.132 M4
Grid 7	Grid 8	Grid 9
0.129 M4	0.136 M4	0.127 M4

Author Data
Daoud Attayi


Dates of Test
**Feb 28, Mar. 22-23, Apr. 05, Aug.
 09-31, 2011**

Report No
RTS-5316-1109-55

FCC ID
L6AREA70UW



0 dB = 0.140A/m

	Document Annex A to Hearing Aid Compatibility RF Emissions Test Report for the BlackBerry® Smartphone model REA71UW		Page 84 (123)
	Author Data Daoud Attayi	Dates of Test Feb 28, Mar. 22-23, Apr. 05, Aug. 09-31, 2011	Report No RTS-5316-1109-55

Date/Time: 2/28/2011 2:40:44 PM

Test Laboratory: RIM Testing Services

HAC RF_H-Field_PMF_CW1880 MHz

DUT: HAC Dipole 1880 MHz; Type: CD1880V3

Communication System: CW; Communication System Band: D1900 (1900.0 MHz); Frequency: 1880 MHz; Communication System PAR: 0 dB

Medium parameters used: $\sigma = 0$ mho/m, $\epsilon_r = 1$; $\rho = 0$ kg/m³

Phantom section: TCoil Section

Measurement Standard: DASYS (IEEE/IEC/ANSI C63.19-2007)

DASY5 Configuration:

- Probe: H3DV6 - SN6105; ; Calibrated: 11/18/2010
- Sensor-Surface: (Fix Surface)
- Electronics: DAE4 Sn881; Calibrated: 4/19/2010
- Phantom: HAC RF Test Arch with AMCC; Type: SD HAC P01 BA;
- Measurement SW: DASYS2, Version 52.6 (2); SEMCAD X Version 14.4.4 (2829)

Dipole H-Field measurement with H3DV6 probe/H Scan - measurement distance from the probe sensor center to CD1880 Dipole = 10mm/Hearing Aid

Compatibility Test (41x101x1): Measurement grid: dx=5mm, dy=5mm

Maximum value of peak Total field = 0.155 A/m

Probe Modulation Factor = 1.000

Device Reference Point: 0, 0, -6.3 mm

Reference Value = 0.163 A/m; Power Drift = 0.06 dB

Hearing Aid Near-Field Category: M4 (AWF 0 dB)



Author Data	Dates of Test	Report No	FCC ID
Daoud Attayi	Feb 28, Mar. 22-23, Apr. 05, Aug. 09-31, 2011	RTS-5316-1109-55	L6AREA70UW

Peak H-field in A/m

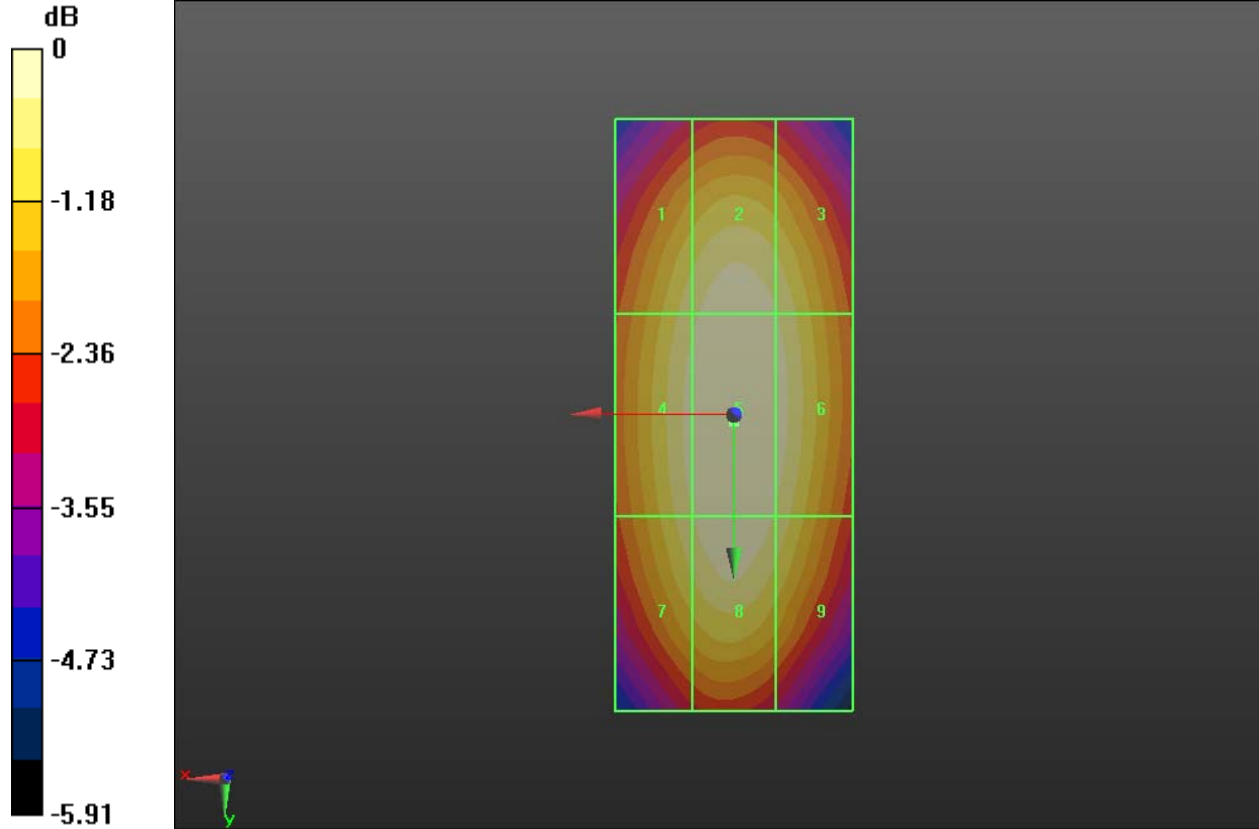
Grid 1	Grid 2	Grid 3
0.142 M4	0.149 M4	0.144 M4
Grid 4	Grid 5	Grid 6
0.147 M4	0.155 M4	0.148 M4
Grid 7	Grid 8	Grid 9
0.143 M4	0.151 M4	0.143 M4

Author Data
Daoud Attayi


Dates of Test
**Feb 28, Mar. 22-23, Apr. 05, Aug.
 09-31, 2011**

Report No
RTS-5316-1109-55

FCC ID
L6AREA70UW



0 dB = 0.150A/m

	Document Annex A to Hearing Aid Compatibility RF Emissions Test Report for the BlackBerry® Smartphone model REA71UW		Page 87 (123)
	Author Data Daoud Attayi	Dates of Test Feb 28, Mar. 22-23, Apr. 05, Aug. 09-31, 2011	Report No RTS-5316-1109-55

Date/Time: 2/28/2011 2:44:44 PM

Test Laboratory: RIM Testing Services

HAC RF_H-Field_PMF_AM80%1880 MHz

DUT: HAC Dipole 1880 MHz; Type: CD1880V3

Communication System: AM 80%; Communication System Band: D1900 (1900.0 MHz);
Frequency: 1880 MHz; Communication System PAR: 0 dB
Medium parameters used: $\sigma = 0$ mho/m, $\epsilon_r = 1$; $\rho = 0$ kg/m³
Phantom section: TCoil Section
Measurement Standard: DASYS (IEEE/IEC/ANSI C63.19-2007)

DASY5 Configuration:

- Probe: H3DV6 - SN6105; ; Calibrated: 11/18/2010
- Sensor-Surface: (Fix Surface)
- Electronics: DAE4 Sn881; Calibrated: 4/19/2010
- Phantom: HAC RF Test Arch with AMCC; Type: SD HAC P01 BA;
- Measurement SW: DASYS2, Version 52.6 (2); SEMCAD X Version 14.4.4 (2829)

Dipole H-Field measurement with H3DV6 probe/H Scan - measurement distance from the probe sensor center to CD1880 Dipole = 10mm/Hearing Aid

Compatibility Test (41x101x1): Measurement grid: dx=5mm, dy=5mm

Maximum value of peak Total field = 0.099 A/m

Probe Modulation Factor = 1.000

Device Reference Point: 0, 0, -6.3 mm

Reference Value = 0.106 A/m; Power Drift = 0.0091 dB

Hearing Aid Near-Field Category: M4 (AWF 0 dB)



Document
Annex A to Hearing Aid Compatibility RF Emissions Test Report for the BlackBerry® Smartphone model REA71UW

Page
88 (123)

Author Data
Daoud Attayi

Dates of Test
Feb 28, Mar. 22-23, Apr. 05, Aug. 09-31, 2011

Report No
RTS-5316-1109-55

FCC ID
L6AREA70UW

Peak H-field in A/m

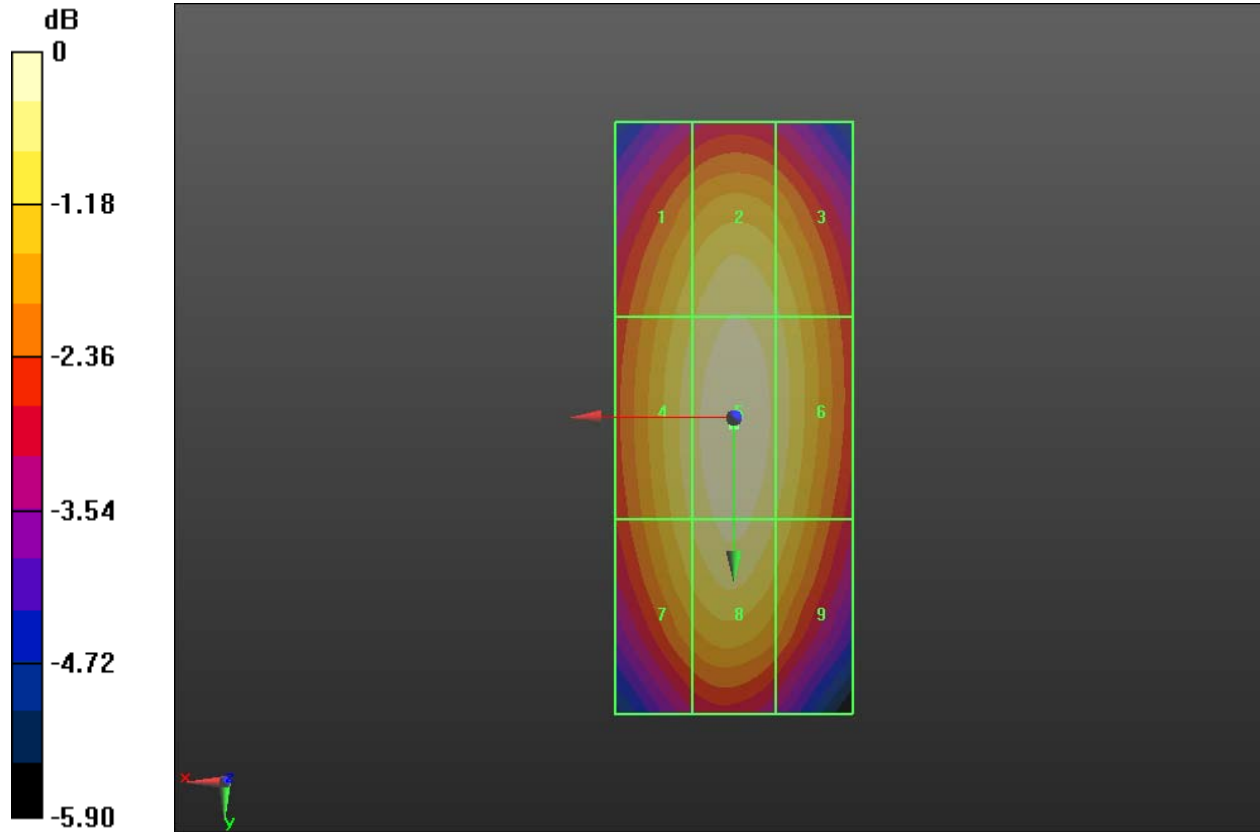
Grid 1 0.091 M4	Grid 2 0.096 M4	Grid 3 0.092 M4
Grid 4 0.094 M4	Grid 5 0.099 M4	Grid 6 0.095 M4
Grid 7 0.092 M4	Grid 8 0.097 M4	Grid 9 0.091 M4

Author Data
Daoud Attayi


Dates of Test
**Feb 28, Mar. 22-23, Apr. 05, Aug.
 09-31, 2011**

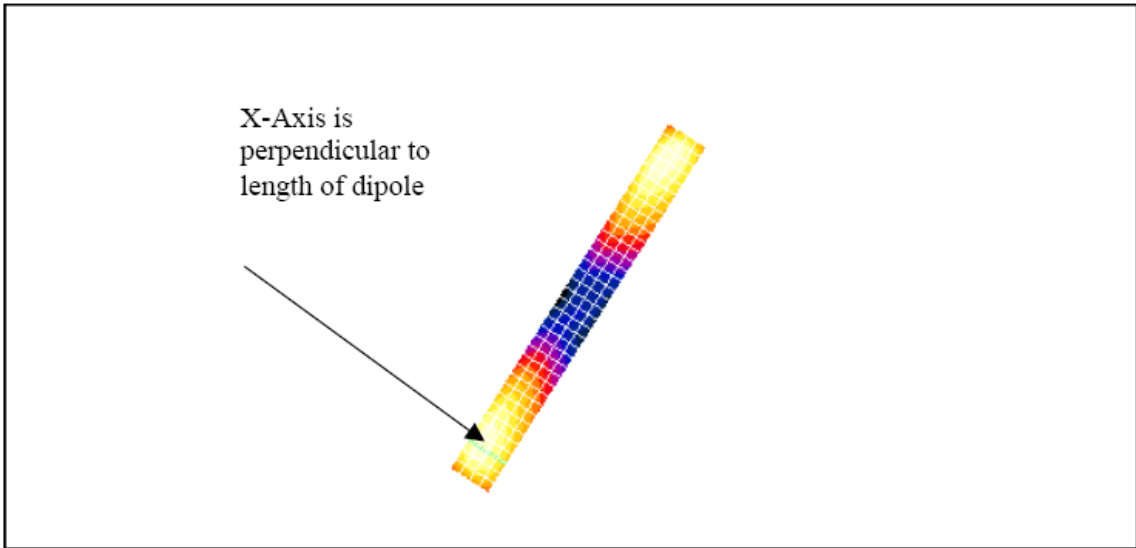
Report No
RTS-5316-1109-55

FCC ID
L6AREA70UW



0 dB = 0.100A/m


	Document Annex A to Hearing Aid Compatibility RF Emissions Test Report for the BlackBerry® Smartphone model REA71UW		Page 90 (123)
	Author Data Daoud Attayi	Dates of Test Feb 28, Mar. 22-23, Apr. 05, Aug. 09-31, 2011	Report No RTS-5316-1109-55



The green line in this figure shows the axis along which the points lie.

Comparison of 5mm and 2mm step sizes

An additional set of measurements was taken: dipole validations were performed using 5mm and 2mm step sizes. The delta between the two readings is insignificant for both field types (< 0.4% for E and 0% for H), demonstrating that 5mm is sufficient. The plots follow.

	Document Annex A to Hearing Aid Compatibility RF Emissions Test Report for the BlackBerry® Smartphone model REA71UW		Page 91 (123)
	Author Data Daoud Attayi	Dates of Test Feb 28, Mar. 22-23, Apr. 05, Aug. 09-31, 2011	Report No RTS-5316-1109-55

Date/Time: 14/07/2005 11:35:24 AM

Page 1 of 2

Date/Time: 14/07/2005 11:35:24 AM

Lab: RIM Testing Services (RTS)

Dipole Validation 1880 MHz_E-Field 07_14_05

DUT: HAC Dipole 1880 MHz; Type: CD1880V3

Communication System: CW; Frequency: 1880 MHz; Duty Cycle: 1:1
Medium: Air Medium parameters used: $\sigma = 0$ mho/m, $\epsilon_r = 1$; $\rho = 1000$ kg/m³
Phantom section: H Device Section

DASY4 Configuration:
- Probe: ER3DV6 - SN2285; ConvF(1, 1, 1); Calibrated: 10/12/2004
- Sensor-Surface: 0mm (Fix Surface) Sensor-Surface: (Fix Surface)
- Electronics: DAE3 Sn472; Calibrated: 03/01/2005
- Phantom: HAC Test Arch; Type: SD HAC P01 BA;
- Measurement SW: DASY4, V4.5 Build 19; Postprocessing SW: SEMCAD, V1.8 Build 146

E Scan 10mm above CD 1880 MHz/Hearing Aid Compatibility Test (5x19x1):
Measurement grid: dx=5mm, dy=5mm
Maximum value of Total (measured) = 134.8 V/m

E Scan 10mm above CD 1880 MHz/Hearing Aid Compatibility Test (41x181x1):
Measurement grid: dx=5mm, dy=5mm
Maximum value of Total field (slot averaged) = 131.0 V/m
Hearing Aid Near-Field Category: M2 (AWF 0 dB)

E in V/m (Time averaged)			E in V/m (Slot averaged)		
Grid 1	Grid 2	Grid 3	Grid 1	Grid 2	Grid 3
123.2	138.1	138.4	123.2	138.1	138.4
Grid 4	Grid 5	Grid 6	Grid 4	Grid 5	Grid 6
80.9	92.3	92.2	80.9	92.3	92.2
Grid 7	Grid 8	Grid 9	Grid 7	Grid 8	Grid 9
119.8	131.0	130.7	119.8	131.0	130.7

Category	AWF (dB)	Limits for E-Field Emissions (V/m)	Limits for H-Field Emissions (A/m)
M1	0	199.5 - 354.8	0.6 - 1.07
	-5	149.6 - 266.1	0.45 - 0.8
M2	0	112.2 - 199.5	0.34 - 0.6
	-5	84.1 - 149.6	0.25 - 0.45
M3	0	63.1 - 112.2	0.19 - 0.34
	-5	47.3 - 84.1	0.15 - 0.25
M4	0	<63.1	<0.19

file://C:\Program%20Files\DASY4\Print_Templates\Dipole%20Validation%201880%20... 14/07/2005

This report shall **NOT** be reproduced except in full without the written consent of RIM Testing Services
Copyright 2005-2011, RIM Testing Services, a division of Research In Motion Limited

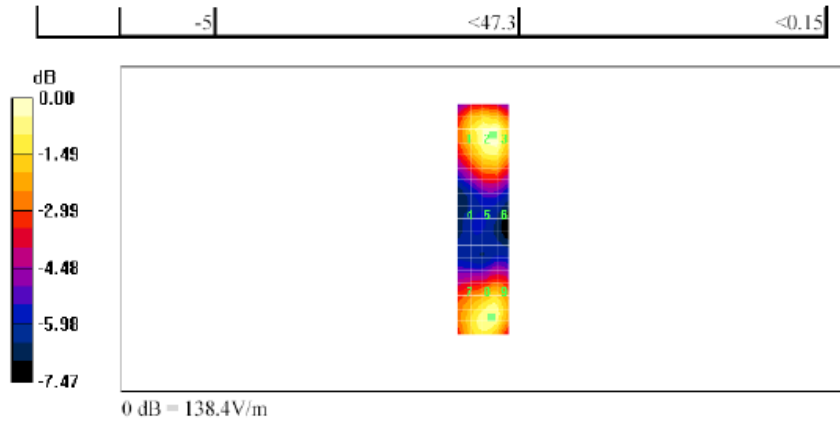


Document	Annex A to Hearing Aid Compatibility RF Emissions Test Report for the BlackBerry® Smartphone model REA71UW	Page	92 (123)
----------	---	------	-----------------

Author Data	Dates of Test	Report No	FCC ID
Daoud Attayi	Feb 28, Mar. 22-23, Apr. 05, Aug. 09-31, 2011	RTS-5316-1109-55	L6AREA70UW


Date/Time: 14/07/2005 11:35:24 AM

Page 2 of 2



file://C:\Program%20Files\DASY4\Print_Templates\Dipole%20Validation%201880%20... 14/07/2005

This report shall NOT be reproduced except in full without the written consent of RIM Testing Services
Copyright 2005-2011, RIM Testing Services, a division of Research In Motion Limited

	Document Annex A to Hearing Aid Compatibility RF Emissions Test Report for the BlackBerry® Smartphone model REA71UW		Page 93 (123)
	Author Data Daoud Attayi	Dates of Test Feb 28, Mar. 22-23, Apr. 05, Aug. 09-31, 2011	Report No RTS-5316-1109-55

Date/Time: 14/07/2005 11:44:51 AM

Page 1 of 2

Date/Time: 14/07/2005 11:44:51 AM

Lab: RIM Testing Services (RTS)

Dipole Validation 1880 MHz_2mm step_E-Field 07_14_05

DUT: HAC Dipole 1880 MHz; Type: CD1880V3

Communication System: CW; Frequency: 1880 MHz; Duty Cycle: 1:1
Medium: Air Medium parameters used: $\sigma = 0$ mho/m, $\epsilon_r = 1$; $\rho = 1000$ kg/m³
Phantom section: H Device Section

DASY4 Configuration:

- Probe: ER3DV6 - SN2285; ConvF(1, 1, 1); Calibrated: 10/12/2004
- Sensor-Surface: 0mm (Fix Surface) Sensor-Surface: (Fix Surface)
- Electronics: DAE3 Sn472; Calibrated: 03/01/2005
- Phantom: HAC Test Arch; Type: SD HAC P01 BA;
- Measurement SW: DASY4, V4.5 Build 19; Postprocessing SW: SEMCAD, V1.8 Build 146

E Scan 10mm above CD 1880 MHz/Hearing Aid Compatibility Test (11x46x1):

Measurement grid: dx=2mm, dy=2mm
Maximum value of Total (measured) = 138.0 V/m

E Scan 10mm above CD 1880 MHz/Hearing Aid Compatibility Test (101x451x1):

Measurement grid: dx=2mm, dy=2mm
Maximum value of Total field (slot averaged) = 131.2 V/m

Hearing Aid Near-Field Category: M2 (AWF 0 dB)


E in V/m (Time averaged) E in V/m (Slot averaged)

Grid 1	Grid 2	Grid 3	Grid 1	Grid 2	Grid 3
123.1	138.6	138.6	123.1	138.6	138.6
Grid 4	Grid 5	Grid 6	Grid 4	Grid 5	Grid 6
81.4	92.1	91.6	81.4	92.1	91.6
Grid 7	Grid 8	Grid 9	Grid 7	Grid 8	Grid 9
121.3	131.2	131.0	121.3	131.2	131.0

Category	AWF (dB)	Limits for E-Field Emissions (V/m)	Limits for H-Field Emissions (A/m)
M1	0	199.5 - 354.8	0.6 - 1.07
	-5	149.6 - 266.1	0.45 - 0.8
M2	0	112.2 - 199.5	0.34 - 0.6
	-5	84.1 - 149.6	0.25 - 0.45
M3	0	63.1 - 112.2	0.19 - 0.34
	-5	47.3 - 84.1	0.15 - 0.25
M4	0	<63.1	<0.19

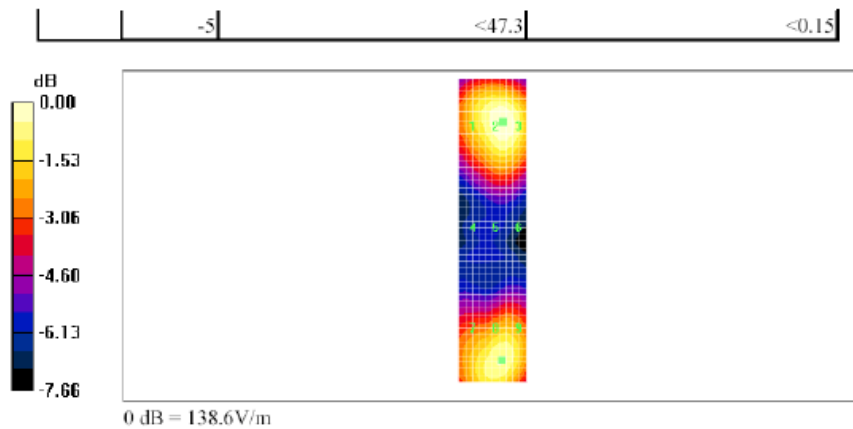
file://C:\Program%20Files\DASY4\Print_Templates\Dipole%20Validation%201880%20... 14/07/2005

This report shall **NOT** be reproduced except in full without the written consent of RIM Testing Services
Copyright 2005-2011, RIM Testing Services, a division of Research In Motion Limited

	Document Annex A to Hearing Aid Compatibility RF Emissions Test Report for the BlackBerry® Smartphone model REA71UW		Page 94 (123)
	Author Data Daoud Attayi	Dates of Test Feb 28, Mar. 22-23, Apr. 05, Aug. 09-31, 2011	Report No RTS-5316-1109-55


Date/Time: 14/07/2005 11:44:51 AM

Page 2 of 2



file://C:\Program%20Files\DASY4\Print_Templates\Dipole%20Validation%201880%20... 14/07/2005

This report shall NOT be reproduced except in full without the written consent of RIM Testing Services
 Copyright 2005-2011, RIM Testing Services, a division of Research In Motion Limited

	Document Annex A to Hearing Aid Compatibility RF Emissions Test Report for the BlackBerry® Smartphone model REA71UW		Page 95 (123)
	Author Data Daoud Attayi	Dates of Test Feb 28, Mar. 22-23, Apr. 05, Aug. 09-31, 2011	Report No RTS-5316-1109-55

Date/Time: 14/07/2005 12:43:02 PM

Page 1 of 2

Date/Time: 14/07/2005 12:43:02 PM

Lab: RIM Testing Services (RTS)

HAC_H_Dipole_CW 1880_5 mm step_07_14_05

DUT: HAC Dipole 1880 MHz; Type: CD1880V3

Communication System: CW; Frequency: 1880 MHz; Duty Cycle: 1:1
 Medium: Air Medium parameters used: $\sigma = 0$ mho/m, $\epsilon_r = 1$; $\rho = 1$ kg/m³
 Phantom section: H Dipole Section

DASY4 Configuration:

- Probe: H3DV6 - SN6105; ; Calibrated: 10/12/2004
- Sensor-Surface: 0mm (Fix Surface) Sensor-Surface: (Fix Surface)
- Electronics: DAE3 Sn472; Calibrated: 03/01/2005
- Phantom: HAC Test Arch; Type: SD HAC P01 BA;
- Measurement SW: DASY4, V4.5 Build 19; Postprocessing SW: SEMCAD, V1.8 Build 146

H Scan 10mm above CD 1880 MHz/Hearing Aid Compatibility Test (5x19x1):

Measurement grid: dx=5mm, dy=5mm
 Maximum value of Total (measured) = 0.406 A/m

H Scan 10mm above CD 1880 MHz/Hearing Aid Compatibility Test (41x181x1):

Measurement grid: dx=5mm, dy=5mm
 Maximum value of Total field (slot averaged) = 0.406 A/m

Hearing Aid Near-Field Category: M2 (AWF 0 dB)

H in A/m (Time averaged) H in A/m (Slot averaged)

Grid 1	Grid 2	Grid 3	Grid 1	Grid 2	Grid 3
0.342	0.359	0.344	0.342	0.359	0.344
Grid 4	Grid 5	Grid 6	Grid 4	Grid 5	Grid 6
0.389	0.406	0.389	0.389	0.406	0.389
Grid 7	Grid 8	Grid 9	Grid 7	Grid 8	Grid 9
0.363	0.378	0.363	0.363	0.378	0.363

Category	AWF (dB)	Limits for E-Field Emissions (V/m)	Limits for H-Field Emissions (A/m)
M1	0	199.5 - 354.8	0.6 - 1.07
	-5	149.6 - 266.1	0.45 - 0.8
M2	0	112.2 - 199.5	0.34 - 0.6
	-5	84.1 - 149.6	0.25 - 0.45
M3	0	63.1 - 112.2	0.19 - 0.34
	-5	47.3 - 84.1	0.15 - 0.25
M4	0	<63.1	<0.19

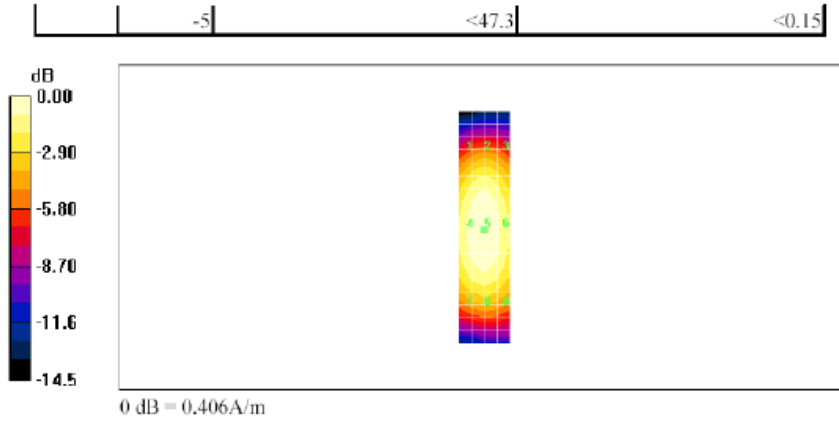


Document	Annex A to Hearing Aid Compatibility RF Emissions Test Report for the BlackBerry® Smartphone model REA71UW	Page	96 (123)
----------	---	------	-----------------

Author Data	Dates of Test	Report No	FCC ID
Daoud Attayi	Feb 28, Mar. 22-23, Apr. 05, Aug. 09-31, 2011	RTS-5316-1109-55	L6AREA70UW


Date/Time: 14/07/2005 12:43:02 PM

Page 2 of 2



file://C:\Program%20Files\DASY4\Print_Templates\HAC_H_Dipole_CW%201880_5%... 14/07/2005

This report shall NOT be reproduced except in full without the written consent of RIM Testing Services
Copyright 2005-2011, RIM Testing Services, a division of Research In Motion Limited

	Document Annex A to Hearing Aid Compatibility RF Emissions Test Report for the BlackBerry® Smartphone model REA71UW		Page 97 (123)
	Author Data Daoud Attayi	Dates of Test Feb 28, Mar. 22-23, Apr. 05, Aug. 09-31, 2011	Report No RTS-5316-1109-55

Date/Time: 14/07/2005 12:53:40 PM

Page 1 of 2

Date/Time: 14/07/2005 12:53:40 PM

Lab: RIM Testing Services (RTS)

HAC_H_Dipole_CW 1880_2 mm step_07_14_05

DUT: HAC Dipole 1880 MHz; Type: CD1880V3

Communication System: CW; Frequency: 1880 MHz; Duty Cycle: 1:1
Medium: Air Medium parameters used: $\sigma = 0$ mho/m, $\epsilon_r = 1$; $\rho = 1$ kg/m³
Phantom section: H Dipole Section

DASY4 Configuration:
- Probe: H3DV6 - SN6105; ; Calibrated: 10/12/2004
- Sensor-Surface: 0mm (Fix Surface)Sensor-Surface: (Fix Surface)
- Electronics: DAE3 Sn472; Calibrated: 03/01/2005
- Phantom: HAC Test Arch; Type: SD HAC P01 BA;
- Measurement SW: DASY4, V4.5 Build 19; Postprocessing SW: SEMCAD, V1.8 Build 146

H Scan 10mm above CD 1880 MHz/Hearing Aid Compatibility Test (11x46x1):

Measurement grid: dx=2mm, dy=2mm
Maximum value of Total (measured) = 0.406 A/m

H Scan 10mm above CD 1880 MHz/Hearing Aid Compatibility Test (101x451x1):

Measurement grid: dx=2mm, dy=2mm
Maximum value of Total field (slot averaged) = 0.406 A/m


Hearing Aid Near-Field Category: M2 (AWF 0 dB)

H in A/m (Time averaged) H in A/m (Slot averaged)


Grid 1	Grid 2	Grid 3	Grid 1	Grid 2	Grid 3
0.347	0.361	0.348	0.347	0.361	0.348
Grid 4	Grid 5	Grid 6	Grid 4	Grid 5	Grid 6
0.394	0.406	0.391	0.394	0.406	0.391
Grid 7	Grid 8	Grid 9	Grid 7	Grid 8	Grid 9
0.367	0.380	0.365	0.367	0.380	0.365

Category	AWF (dB)	Limits for E-Field Emissions (V/m)	Limits for H-Field Emissions (A/m)
M1	0	199.5 - 354.8	0.6 - 1.07
	-5	149.6 - 266.1	0.45 - 0.8
M2	0	112.2 - 199.5	0.34 - 0.6
	-5	84.1 - 149.6	0.25 - 0.45
M3	0	63.1 - 112.2	0.19 - 0.34
	-5	47.3 - 84.1	0.15 - 0.25
M4	0	<63.1	<0.19

file://C:\Program%20Files\DASY4\Print_Templates\HAC_H_Dipole_CW%201880_2%... 14/07/2005

	Document Annex A to Hearing Aid Compatibility RF Emissions Test Report for the BlackBerry® Smartphone model REA71UW		Page 99 (123)
Author Data Daoud Attayi	Dates of Test Feb 28, Mar. 22-23, Apr. 05, Aug. 09-31, 2011	Report No RTS-5316-1109-55	FCC ID L6AREA70UW

A.3 RF emission field plots

	Document Annex A to Hearing Aid Compatibility RF Emissions Test Report for the BlackBerry® Smartphone model REA71UW		Page 100 (123)
	Author Data Daoud Attayi	Dates of Test Feb 28, Mar. 22-23, Apr. 05, Aug. 09-31, 2011	Report No RTS-5316-1109-55

Date/Time: 8/9/2011 3:56:05 PM, Date/Time: 8/9/2011 4:00:16 PM, Date/Time: 8/9/2011 4:04:32 PM

Test Laboratory: RIM Testing Services

HAC RF_E-Field_GSM850

DUT: BlackBerry Smartphone; Type: Sample

Communication System: GSM 850; Frequency: 824.2 MHz, Frequency: 836.8 MHz, Frequency: 848.8 MHz; Communication System PAR: 9.191 dB
Medium parameters used: $\sigma = 0$ mho/m, $\epsilon_r = 1$; $\rho = 0$ kg/m³
Phantom section: RF Section
Measurement Standard: DASYS (IEEE/IEC/ANSI C63.19-2007)

DASY5 Configuration:

- Probe: ER3DV6 - SN2286; ConvF(1, 1, 1); Calibrated: 1/14/2011
- Sensor-Surface: (Fix Surface)
- Electronics: DAE3 Sn472; Calibrated: 3/7/2011
- Phantom: HAC RF Test Arch with AMCC; Type: SD HAC P01 BA;
- Measurement SW: DASY52, Version 52.6 (2); SEMCAD X Version 14.4.4 (2829)


Device E-Field measurement with ER probe/E Scan - ER3D - 2007: 15 mm from Probe Center to the Device/Hearing Aid Compatibility Test (101x101x1):

Measurement grid: dx=5mm, dy=5mm
Maximum value of peak Total field = 177.9 V/m
Probe Modulation Factor = 2.940
Device Reference Point: 0, 0, -6.3 mm
Reference Value = 77.957 V/m; Power Drift = -0.10 dB

Hearing Aid Near-Field Category: M3 (AWF -5 dB)

Peak E-field in V/m

Grid 1 162.1 M3	Grid 2 174.4 M3	Grid 3 171.2 M3
Grid 4	Grid 5	Grid 6

	Document Annex A to Hearing Aid Compatibility RF Emissions Test Report for the BlackBerry® Smartphone model REA71UW		Page 101 (123)
	Author Data Daoud Attayi	Dates of Test Feb 28, Mar. 22-23, Apr. 05, Aug. 09-31, 2011	Report No RTS-5316-1109-55

164.4 M3	177.9 M3	174.5 M3
Grid 7	Grid 8	Grid 9
158.0 M3	172.4 M3	169.0 M3

**Device E-Field measurement with ER probe/E Scan - ER3D - 2007:
15 mm from Probe Center to the Device 2/Hearing Aid**

Compatibility Test (101x101x1): Measurement grid: dx=5mm, dy=5mm

Maximum value of peak Total field = 203.8 V/m

Probe Modulation Factor = 2.940

Device Reference Point: 0, 0, -6.3 mm

Reference Value = 87.957 V/m; Power Drift = -0.16 dB

Hearing Aid Near-Field Category: M3 (AWF -5 dB)

Peak E-field in V/m

Grid 1	Grid 2	Grid 3
181.7 M3	200.8 M3	199.4 M3
Grid 4	Grid 5	Grid 6
183.4 M3	203.8 M3	203.0 M3
Grid 7	Grid 8	Grid 9
174.4 M3	196.6 M3	195.7 M3

**Device E-Field measurement with ER probe/E Scan - ER3D - 2007:
15 mm from Probe Center to the Device 2 2/Hearing Aid**

Compatibility Test (101x101x1): Measurement grid: dx=5mm, dy=5mm

Maximum value of peak Total field = 197.2 V/m

Probe Modulation Factor = 2.940

Device Reference Point: 0, 0, -6.3 mm

Reference Value = 83.666 V/m; Power Drift = 0.20 dB

Hearing Aid Near-Field Category: M3 (AWF -5 dB)

Peak E-field in V/m

Grid 1	Grid 2	Grid 3
175.5 M3	195.6 M3	194.6 M3
Grid 4	Grid 5	Grid 6

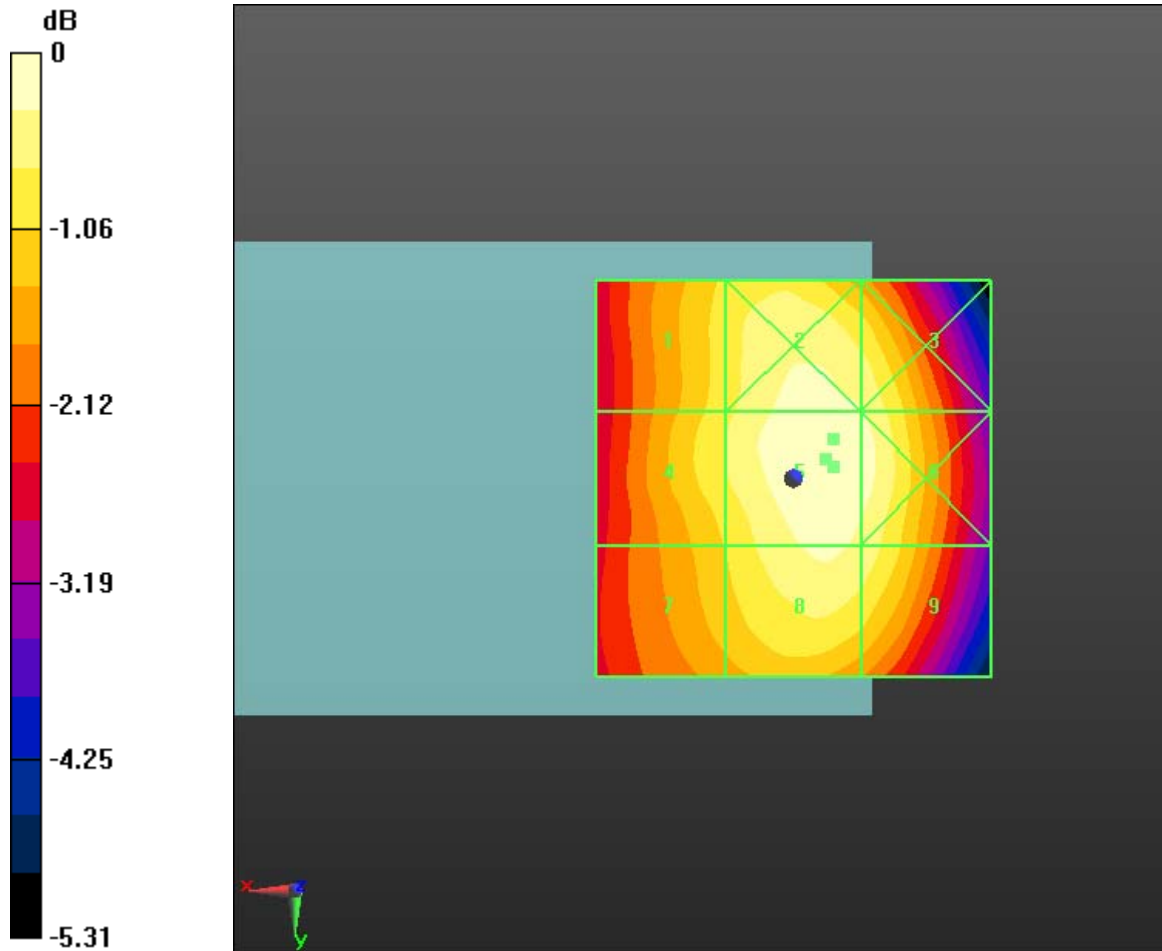
Author Data
Daoud Attayi

Dates of Test
**Feb 28, Mar. 22-23, Apr. 05, Aug.
 09-31, 2011**


Report No
RTS-5316-1109-55

FCC ID
L6AREA70UW

173.4 M3	197.2 M3	194.6 M3
Grid 7	Grid 8	Grid 9
165.1 M3	187.3 M3	185.3 M3



0 dB = 177.9V/m

	Document Annex A to Hearing Aid Compatibility RF Emissions Test Report for the BlackBerry® Smartphone model REA71UW		Page 103 (123)
	Author Data Daoud Attayi	Dates of Test Feb 28, Mar. 22-23, Apr. 05, Aug. 09-31, 2011	Report No RTS-5316-1109-55

Date/Time: 9/6/2011 11:50:02 AM, Date/Time: 9/6/2011 11:55:58 AM, Date/Time: 9/6/2011 11:59:46 AM

Test Laboratory: RIM Testing Services

HAC RF_E-Field_GSM1900_

DUT: BlackBerry Smartphone; Type: Sample

Communication System: GSM 1900; Frequency: 1850.2 MHz, Frequency: 1880 MHz, Frequency: 1909.8 MHz
Medium parameters used: $\sigma = 0$ mho/m, $\epsilon_r = 1$; $\rho = 0$ kg/m³
Phantom section: RF Section
Measurement Standard: DASYS (IEEE/IEC/ANSI C63.19-2007)

DASY5 Configuration:

- Probe: ER3DV6 - SN2286; ConvF(1, 1, 1); Calibrated: 1/14/2011
- Sensor-Surface: (Fix Surface)
- Electronics: DAE3 Sn472; Calibrated: 3/7/2011
- Phantom: HAC RF Test Arch with AMCC; Type: SD HAC P01 BA;
- Measurement SW: DASY52, Version 52.6 (2); SEMCAD X Version 14.4.4 (2829)


Device E-Field measurement with ER probe/E Scan - ER3D - 2007: 15 mm from Probe Center to the Device/Hearing Aid Compatibility Test (101x101x1):

Measurement grid: dx=5mm, dy=5mm
Maximum value of peak Total field = 77.490 V/m
Probe Modulation Factor = 2.970
Device Reference Point: 0, 0, -6.3 mm
Reference Value = 19.337 V/m; Power Drift = -0.02 dB

Hearing Aid Near-Field Category: M3 (AWF -5 dB)

Peak E-field in V/m

Grid 1	Grid 2	Grid 3
76.947 M3	68.465 M3	52.448 M3
Grid 4	Grid 5	Grid 6

	Document Annex A to Hearing Aid Compatibility RF Emissions Test Report for the BlackBerry® Smartphone model REA71UW		Page 104 (123)
	Author Data Daoud Attayi	Dates of Test Feb 28, Mar. 22-23, Apr. 05, Aug. 09-31, 2011	Report No RTS-5316-1109-55

62.130 M3	77.472 M3	77.490 M3
Grid 7	Grid 8	Grid 9
89.204 M2	97.144 M2	94.403 M2

Device E-Field measurement with ER probe/E Scan - ER3D - 2007: 15 mm from Probe Center to the Device 2/Hearing Aid Compatibility Test (101x101x1): Measurement grid: dx=5mm, dy=5mm
Maximum value of peak Total field = 73.436 V/m
Probe Modulation Factor = 2.970
Device Reference Point: 0, 0, -6.3 mm
Reference Value = 18.994 V/m; Power Drift = -0.0047 dB
Hearing Aid Near-Field Category: M3 (AWF -5 dB)

Peak E-field in V/m

Grid 1 70.284 M3	Grid 2 63.098 M3	Grid 3 54.870 M3
Grid 4 57.159 M3	Grid 5 73.181 M3	Grid 6 73.436 M3
Grid 7 81.394 M3	Grid 8 90.201 M2	Grid 9 88.141 M2

Location: -2, 25, 8.7 mm

Device E-Field measurement with ER probe/E Scan - ER3D - 2007: 15 mm from Probe Center to the Device 2 2/Hearing Aid Compatibility Test (101x101x1): Measurement grid: dx=5mm, dy=5mm
Maximum value of peak Total field = 76.032 V/m
Probe Modulation Factor = 2.970
Device Reference Point: 0, 0, -6.3 mm
Reference Value = 19.080 V/m; Power Drift = 0.04 dB
Hearing Aid Near-Field Category: M3 (AWF -5 dB)

Peak E-field in V/m

Grid 1 73.264 M3	Grid 2 66.811 M3	Grid 3 59.012 M3
----------------------------	----------------------------	----------------------------

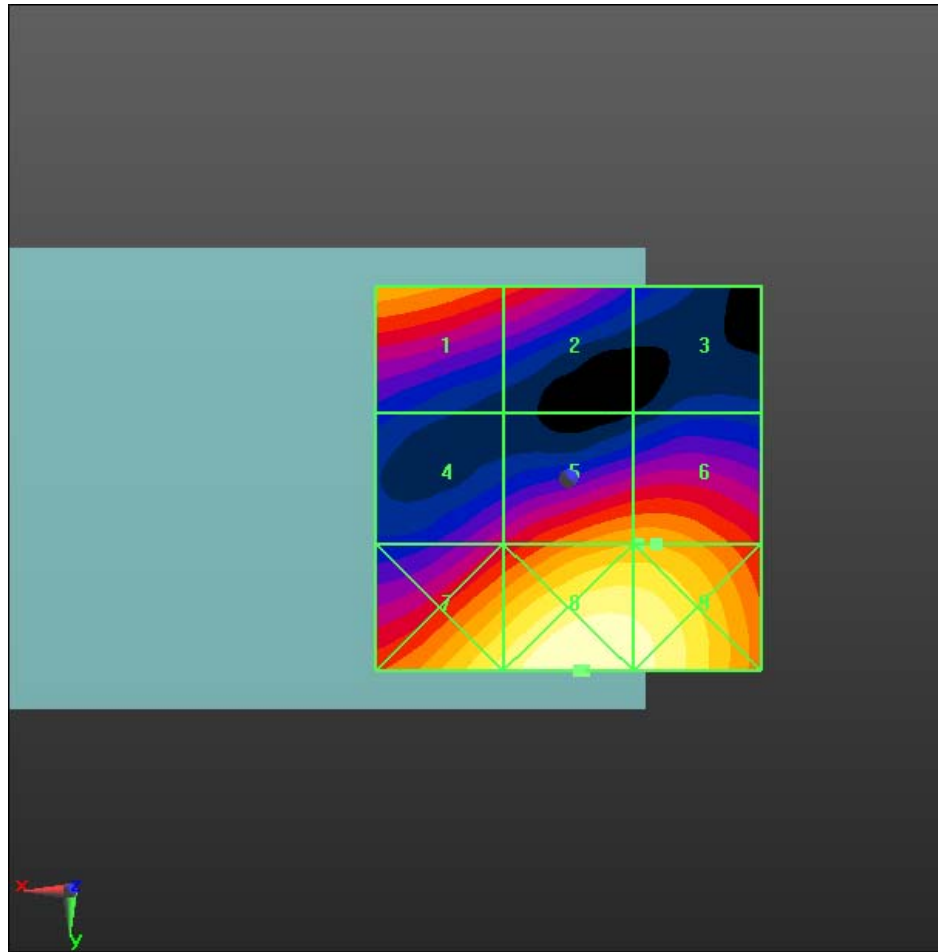
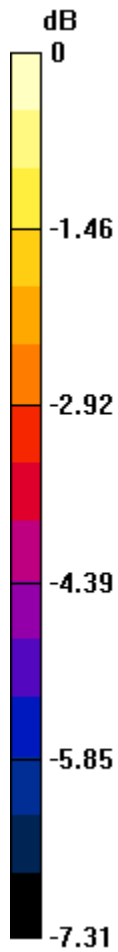
Author Data
Daoud Attayi

Dates of Test
Feb 28, Mar. 22-23, Apr. 05, Aug. 09-31, 2011


Report No
RTS-5316-1109-55

FCC ID
L6AREA70UW

Grid 4 60.748 M3	Grid 5 75.796 M3	Grid 6 76.032 M3
Grid 7 85.915 M2	Grid 8 94.247 M2	Grid 9 92.059 M2



0 dB = 97.140V/m

	Document Annex A to Hearing Aid Compatibility RF Emissions Test Report for the BlackBerry® Smartphone model REA71UW		Page 106 (123)
	Author Data Daoud Attayi	Dates of Test Feb 28, Mar. 22-23, Apr. 05, Aug. 09-31, 2011	Report No RTS-5316-1109-55

HAC RF_E-Field_UMTS_band_V

Device E-Field measurement with ER probe/E Scan - ER3D - 2007: 15 mm from Probe Center to the Device/Hearing Aid Compatibility Test (101x101x1):

Measurement grid: dx=5mm, dy=5mm
Maximum value of peak Total field = 61.622 V/m
Probe Modulation Factor = 1.010
Device Reference Point: 0, 0, -6.3 mm
Reference Value = 76.050 V/m; Power Drift = -0.04 dB
Hearing Aid Near-Field Category: M4 (AWF 0 dB)

Peak E-field in V/m

Grid 1 55.162 M4	Grid 2 60.683 M4	Grid 3 60.063 M4
Grid 4 55.681 M4	Grid 5 61.622 M4	Grid 6 60.933 M4
Grid 7 53.601 M4	Grid 8 59.470 M4	Grid 9 58.867 M4

Device E-Field measurement with ER probe/E Scan - ER3D - 2007: 15 mm from Probe Center to the Device 2/Hearing Aid


Compatibility Test (101x101x1): Measurement grid: dx=5mm, dy=5mm

Maximum value of peak Total field = 71.929 V/m
Probe Modulation Factor = 1.010
Device Reference Point: 0, 0, -6.3 mm
Reference Value = 87.609 V/m; Power Drift = 0.03 dB

Hearing Aid Near-Field Category: M4 (AWF 0 dB)

Peak E-field in V/m

Grid 1 63.292 M4	Grid 2 70.889 M4	Grid 3 70.459 M4
Grid 4 63.819 M4	Grid 5 71.929 M4	Grid 6 71.579 M4

	Document Annex A to Hearing Aid Compatibility RF Emissions Test Report for the BlackBerry® Smartphone model REA71UW		Page 107 (123)
	Author Data Daoud Attayi	Dates of Test Feb 28, Mar. 22-23, Apr. 05, Aug. 09-31, 2011	Report No RTS-5316-1109-55

Grid 7 61.187 M4	Grid 8 69.695 M4	Grid 9 69.272 M4
----------------------------	----------------------------	----------------------------

**Device E-Field measurement with ER probe/E Scan - ER3D - 2007:
15 mm from Probe Center to the Device 2 2/Hearing Aid
Compatibility Test (101x101x1):** Measurement grid: dx=5mm, dy=5mm
Maximum value of peak Total field = 78.870 V/m
Probe Modulation Factor = 1.010
Device Reference Point: 0, 0, -6.3 mm
Reference Value = 94.988 V/m; Power Drift = 0.10 dB
Hearing Aid Near-Field Category: M4 (AWF 0 dB)

Peak E-field in V/m

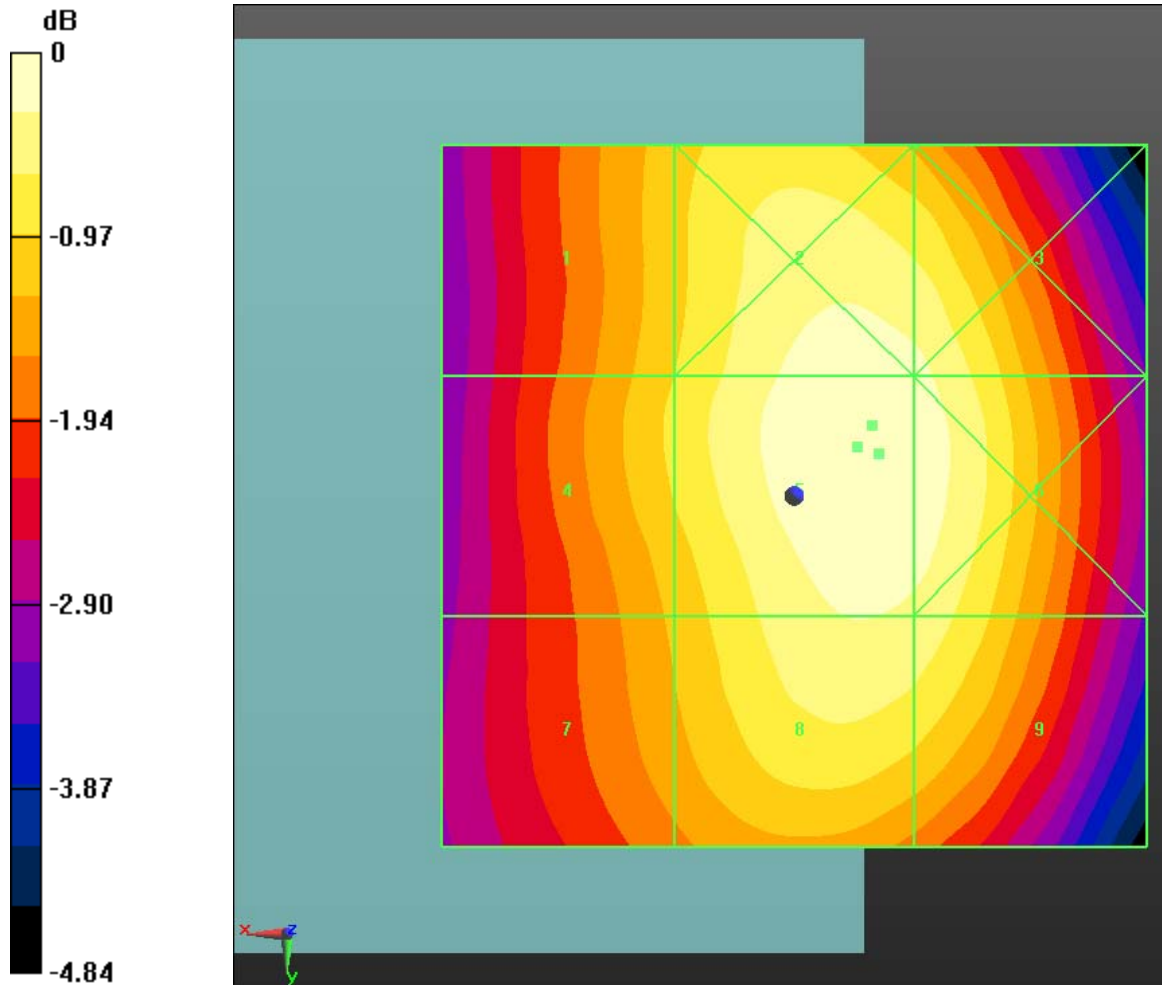
Grid 1 70.236 M4	Grid 2 78.109 M4	Grid 3 77.581 M4
Grid 4 69.926 M4	Grid 5 78.870 M4	Grid 6 78.283 M4
Grid 7 65.560 M4	Grid 8 74.794 M4	Grid 9 74.265 M4

Author Data
Daoud Attayi

Dates of Test
**Feb 28, Mar. 22-23, Apr. 05, Aug.
 09-31, 2011**


Report No
RTS-5316-1109-55

FCC ID
L6AREA70UW



0 dB = 61.620V/m

SEMCAD X Version 14.4.4 (2829)

	Document Annex A to Hearing Aid Compatibility RF Emissions Test Report for the BlackBerry® Smartphone model REA71UW		Page 109 (123)
	Author Data Daoud Attayi	Dates of Test Feb 28, Mar. 22-23, Apr. 05, Aug. 09-31, 2011	Report No RTS-5316-1109-55

HAC RF_E-Field_UMTS_band_II

Device E-Field measurement with ER probe/E Scan - ER3D - 2007: 15 mm from Probe Center to the Device/Hearing Aid Compatibility Test (101x101x1):

Measurement grid: dx=5mm, dy=5mm

Maximum value of peak Total field = 44.399 V/m

Probe Modulation Factor = 1.120

Device Reference Point: 0, 0, -6.3 mm

Reference Value = 35.062 V/m; Power Drift = -0.0031 dB

Hearing Aid Near-Field Category: M4 (AWF 0 dB)

Peak E-field in V/m

Grid 1 36.041 M4	Grid 2 29.349 M4	Grid 3 30.228 M4
Grid 4 31.747 M4	Grid 5 44.399 M4	Grid 6 44.399 M4
Grid 7 43.691 M4	Grid 8 49.885 M4	Grid 9 49.247 M4

Device E-Field measurement with ER probe/E Scan - ER3D - 2007: 15 mm from Probe Center to the Device 2/Hearing Aid

Compatibility Test (101x101x1): Measurement grid: dx=5mm, dy=5mm

Maximum value of peak Total field = 41.618 V/m

Probe Modulation Factor = 1.120

Device Reference Point: 0, 0, -6.3 mm

Reference Value = 33.159 V/m; Power Drift = -0.11 dB

Hearing Aid Near-Field Category: M4 (AWF 0 dB)

Peak E-field in V/m

Grid 1 34.860 M4	Grid 2 28.809 M4	Grid 3 28.462 M4
Grid 4 29.055 M4	Grid 5 41.618 M4	Grid 6 41.622 M4
Grid 7	Grid 8	Grid 9

	Document Annex A to Hearing Aid Compatibility RF Emissions Test Report for the BlackBerry® Smartphone model REA71UW		Page 110 (123)
	Author Data Daoud Attayi	Dates of Test Feb 28, Mar. 22-23, Apr. 05, Aug. 09-31, 2011	Report No RTS-5316-1109-55

40.478 M4	47.144 M4	46.735 M4
------------------	------------------	------------------

**Device E-Field measurement with ER probe/E Scan - ER3D - 2007:
15 mm from Probe Center to the Device 2 /Hearing Aid**

Compatibility Test (101x101x1): Measurement grid: dx=5mm, dy=5mm

Maximum value of peak Total field = 42.770 V/m

Probe Modulation Factor = 1.120

Device Reference Point: 0, 0, -6.3 mm

Reference Value = 32.346 V/m; Power Drift = 0.03 dB

Hearing Aid Near-Field Category: M4 (AWF 0 dB)

Peak E-field in V/m

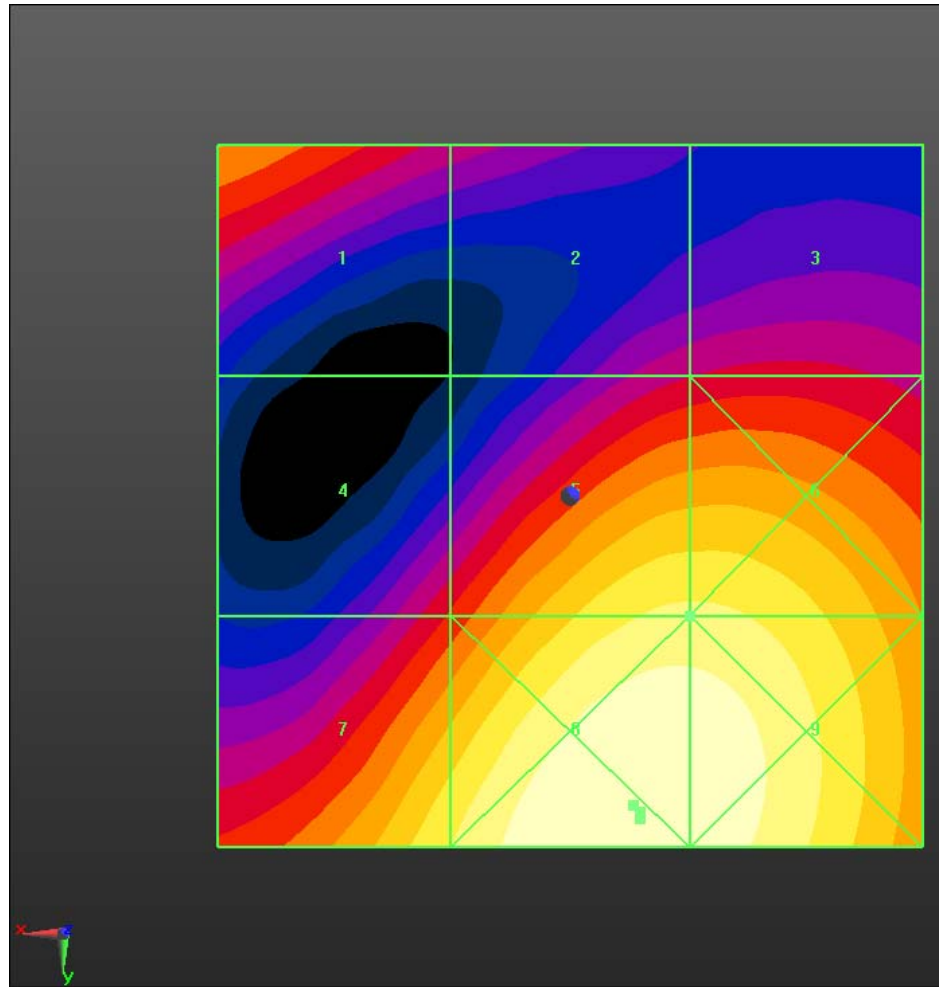
Grid 1 37.600 M4	Grid 2 32.468 M4	Grid 3 28.931 M4
Grid 4 29.710 M4	Grid 5 42.770 M4	Grid 6 42.774 M4
Grid 7 42.435 M4	Grid 8 49.228 M4	Grid 9 48.719 M4

Author Data
Daoud Attayi

Dates of Test
**Feb 28, Mar. 22-23, Apr. 05, Aug.
 09-31, 2011**

Report No
RTS-5316-1109-55

FCC ID
L6AREA70UW



0 dB = 49.890V/m

SEMCAD X Version 14.4.4 (2829)

	Document Annex A to Hearing Aid Compatibility RF Emissions Test Report for the BlackBerry® Smartphone model REA71UW		Page 112 (123)
	Author Data Daoud Attayi	Dates of Test Feb 28, Mar. 22-23, Apr. 05, Aug. 09-31, 2011	Report No RTS-5316-1109-55

HAC RF_H-Field_GSM850

Device H-Field measurement with H3DV6 probe/H Scan - H3DV6 - 2007: 15 mm from Probe Center to the Device/Hearing Aid Compatibility Test (101x101x1):

Measurement grid: dx=5mm, dy=5mm
Maximum value of peak Total field = 0.429 A/m
Probe Modulation Factor = 2.870
Device Reference Point: 0, 0, -6.3 mm
Reference Value = 0.078 A/m; Power Drift = 0.22 dB

Hearing Aid Near-Field Category: M4 (AWF -5 dB)

Peak H-field in A/m

Grid 1 0.353 M4	Grid 2 0.256 M4	Grid 3 0.147 M4
Grid 4 0.382 M4	Grid 5 0.277 M4	Grid 6 0.176 M4
Grid 7 0.429 M4	Grid 8 0.305 M4	Grid 9 0.193 M4

Device H-Field measurement with H3DV6 probe/H Scan - H3DV6 - 2007: 15 mm from Probe Center to the Device 2/Hearing Aid


Compatibility Test (101x101x1): Measurement grid: dx=5mm, dy=5mm

Maximum value of peak Total field = 0.458 A/m
Probe Modulation Factor = 2.870
Device Reference Point: 0, 0, -6.3 mm
Reference Value = 0.088 A/m; Power Drift = -0.05 dB

Hearing Aid Near-Field Category: M3 (AWF -5 dB)

Peak H-field in A/m

Grid 1 0.404 M4	Grid 2 0.291 M4	Grid 3 0.166 M4
Grid 4 0.427 M4	Grid 5 0.310 M4	Grid 6 0.188 M4
Grid 7	Grid 8	Grid 9

	Document Annex A to Hearing Aid Compatibility RF Emissions Test Report for the BlackBerry® Smartphone model REA71UW		Page 113 (123)
	Author Data Daoud Attayi	Dates of Test Feb 28, Mar. 22-23, Apr. 05, Aug. 09-31, 2011	Report No RTS-5316-1109-55

0.458 M3	0.334 M4	0.211 M4
-----------------	-----------------	-----------------

Device H-Field measurement with H3DV6 probe/H Scan - H3DV6 - 2007: 15 mm from Probe Center to the Device 2 2/Hearing Aid

Compatibility Test (101x101x1): Measurement grid: dx=5mm, dy=5mm

Maximum value of peak Total field = 0.526 A/m

Probe Modulation Factor = 2.870

Device Reference Point: 0, 0, -6.3 mm

Reference Value = 0.109 A/m; Power Drift = -0.08 dB

Hearing Aid Near-Field Category: M3 (AWF -5 dB)

Peak H-field in A/m

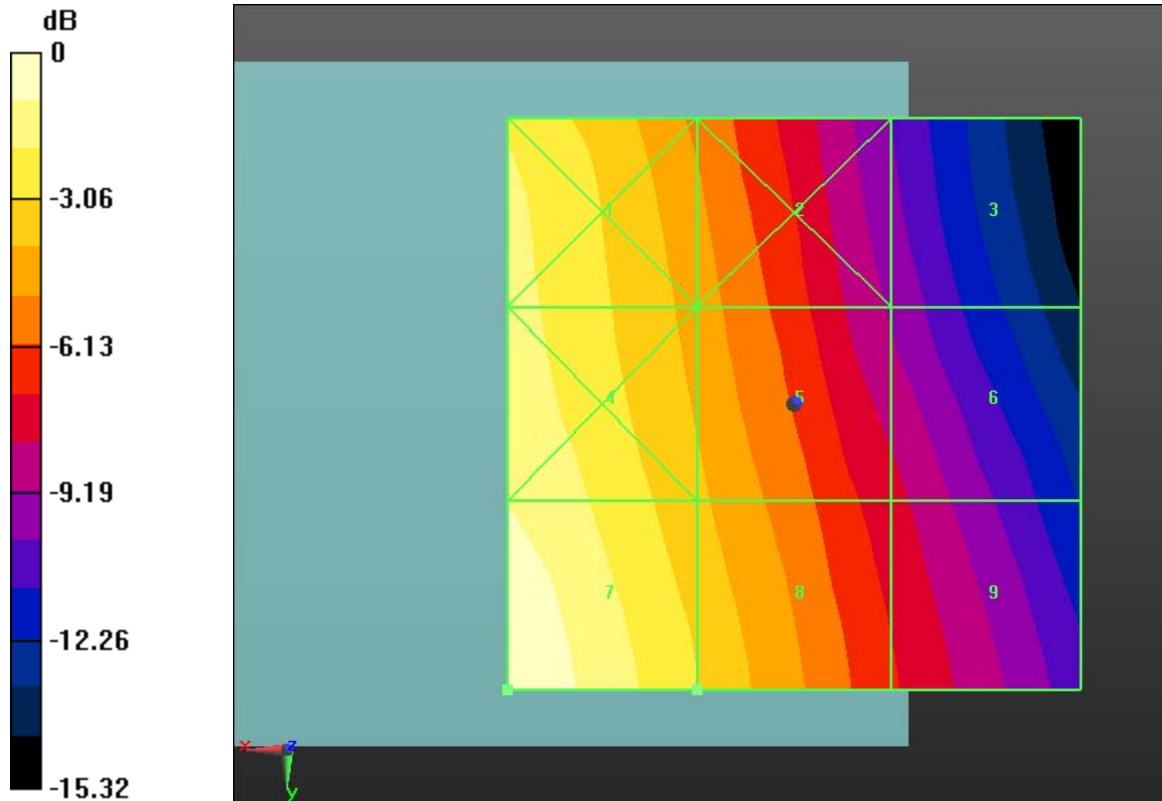
Grid 1 0.452 M3	Grid 2 0.345 M4	Grid 3 0.216 M4
Grid 4 0.475 M3	Grid 5 0.368 M4	Grid 6 0.246 M4
Grid 7 0.526 M3	Grid 8 0.399 M4	Grid 9 0.265 M4

Author Data
Daoud Attayi

Dates of Test
Feb 28, Mar. 22-23, Apr. 05, Aug. 09-31, 2011


Report No
RTS-5316-1109-55

FCC ID
L6AREA70UW



0 dB = 0.430A/m

SEMCAD X Version 14.4.4 (2829)

	Document Annex A to Hearing Aid Compatibility RF Emissions Test Report for the BlackBerry® Smartphone model REA71UW		Page 115 (123)
	Author Data Daoud Attayi	Dates of Test Feb 28, Mar. 22-23, Apr. 05, Aug. 09-31, 2011	Report No RTS-5316-1109-55

HAC RF_H-Field_GSM1900

Device H-Field measurement with H3DV6 probe/H Scan - H3DV6 - 2007: 15 mm from Probe Center to the Device/Hearing Aid Compatibility Test (101x101x1):

Measurement grid: dx=5mm, dy=5mm

Maximum value of peak Total field = 0.235 A/m

Probe Modulation Factor = 2.870

Device Reference Point: 0, 0, -6.3 mm

Reference Value = 0.089 A/m; Power Drift = -0.13 dB

Hearing Aid Near-Field Category: M3 (AWF -5 dB)

Peak H-field in A/m

Grid 1 0.212 M3	Grid 2 0.235 M3	Grid 3 0.228 M3
Grid 4 0.235 M3	Grid 5 0.235 M3	Grid 6 0.228 M3
Grid 7 0.334 M2	Grid 8 0.263 M2	Grid 9 0.192 M3

Device H-Field measurement with H3DV6 probe/H Scan - H3DV6 - 2007: 15 mm from Probe Center to the Device 2/Hearing Aid

Compatibility Test (101x101x1): Measurement grid: dx=5mm, dy=5mm

Maximum value of peak Total field = 0.234 A/m

Probe Modulation Factor = 2.870


Device Reference Point: 0, 0, -6.3 mm

Reference Value = 0.090 A/m; Power Drift = 0.05 dB

Hearing Aid Near-Field Category: M3 (AWF -5 dB)

Peak H-field in A/m

Grid 1 0.220 M3	Grid 2 0.234 M3	Grid 3 0.229 M3
Grid 4 0.238 M3	Grid 5 0.234 M3	Grid 6 0.228 M3
Grid 7	Grid 8	Grid 9

	Document Annex A to Hearing Aid Compatibility RF Emissions Test Report for the BlackBerry® Smartphone model REA71UW		Page 116 (123)
	Author Data Daoud Attayi	Dates of Test Feb 28, Mar. 22-23, Apr. 05, Aug. 09-31, 2011	Report No RTS-5316-1109-55

0.320 M2	0.253 M2	0.196 M3
-----------------	-----------------	-----------------

Device H-Field measurement with H3DV6 probe/H Scan - H3DV6 - 2007: 15 mm from Probe Center to the Device 2 2/Hearing Aid Compatibility Test (101x101x1): Measurement grid: dx=5mm, dy=5mm
Maximum value of peak Total field = 0.229 A/m
Probe Modulation Factor = 2.870
Device Reference Point: 0, 0, -6.3 mm
Reference Value = 0.090 A/m; Power Drift = -0.03 dB
Hearing Aid Near-Field Category: M3 (AWF -5 dB)

Peak H-field in A/m

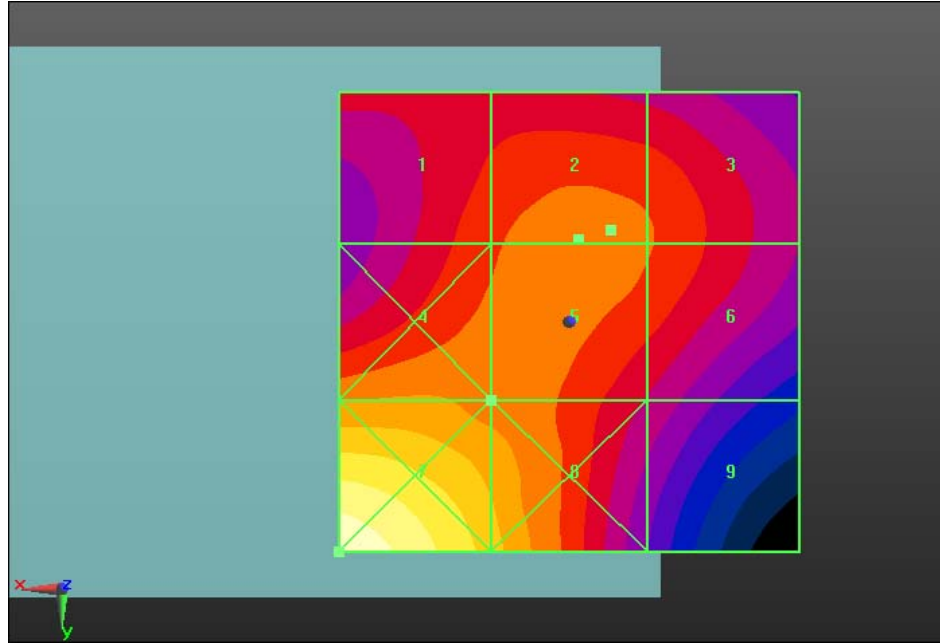
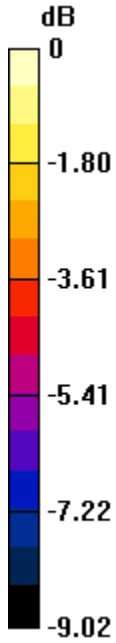
Grid 1 0.215 M3	Grid 2 0.227 M3	Grid 3 0.220 M3
Grid 4 0.236 M3	Grid 5 0.229 M3	Grid 6 0.219 M3
Grid 7 0.325 M2	Grid 8 0.259 M2	Grid 9 0.189 M3

Author Data
Daoud Attayi

Dates of Test
Feb 28, Mar. 22-23, Apr. 05, Aug. 09-31, 2011


Report No
RTS-5316-1109-55

FCC ID
L6AREA70UW



0 dB = 0.330A/m

SEMCAD X Version 14.4.4 (2829)

	Document Annex A to Hearing Aid Compatibility RF Emissions Test Report for the BlackBerry® Smartphone model REA71UW		Page 118 (123)
	Author Data Daoud Attayi	Dates of Test Feb 28, Mar. 22-23, Apr. 05, Aug. 09-31, 2011	Report No RTS-5316-1109-55

HAC RF_H-Field_UMTS_band V

Device H-Field measurement with H3DV6 probe/H Scan - H3DV6 - 2007: 15 mm from Probe Center to the Device/Hearing Aid Compatibility Test (101x101x1):

Measurement grid: dx=5mm, dy=5mm
Maximum value of peak Total field = 0.145 A/m
Probe Modulation Factor = 0.990
Device Reference Point: 0, 0, -6.3 mm
Reference Value = 0.078 A/m; Power Drift = -0.01 dB
Hearing Aid Near-Field Category: M4 (AWF 0 dB)

Peak H-field in A/m

Grid 1 0.123 M4	Grid 2 0.089 M4	Grid 3 0.052 M4
Grid 4 0.131 M4	Grid 5 0.096 M4	Grid 6 0.061 M4
Grid 7 0.145 M4	Grid 8 0.105 M4	Grid 9 0.068 M4

Device H-Field measurement with H3DV6 probe/H Scan - H3DV6 - 2007: 15 mm from Probe Center to the Device 2/Hearing Aid

Compatibility Test (101x101x1): Measurement grid: dx=5mm, dy=5mm

Maximum value of peak Total field = 0.164 A/m
Probe Modulation Factor = 0.990
Device Reference Point: 0, 0, -6.3 mm
Reference Value = 0.091 A/m; Power Drift = 0.06 dB

Hearing Aid Near-Field Category: M4 (AWF 0 dB)

Peak H-field in A/m

Grid 1 0.143 M4	Grid 2 0.104 M4	Grid 3 0.061 M4
Grid 4 0.151 M4	Grid 5 0.109 M4	Grid 6 0.069 M4
Grid 7	Grid 8	Grid 9

	Document Annex A to Hearing Aid Compatibility RF Emissions Test Report for the BlackBerry® Smartphone model REA71UW		Page 119 (123)
	Author Data Daoud Attayi	Dates of Test Feb 28, Mar. 22-23, Apr. 05, Aug. 09-31, 2011	Report No RTS-5316-1109-55

0.164 M4	0.119 M4	0.075 M4
-----------------	-----------------	-----------------

Device H-Field measurement with H3DV6 probe/H Scan - H3DV6 - 2007: 15 mm from Probe Center to the Device 2 2/Hearing Aid

Compatibility Test (101x101x1): Measurement grid: dx=5mm, dy=5mm

Maximum value of peak Total field = 0.192 A/m

Probe Modulation Factor = 0.990

Device Reference Point: 0, 0, -6.3 mm

Reference Value = 0.112 A/m; Power Drift = -0.03 dB

Hearing Aid Near-Field Category: M4 (AWF 0 dB)

Peak H-field in A/m

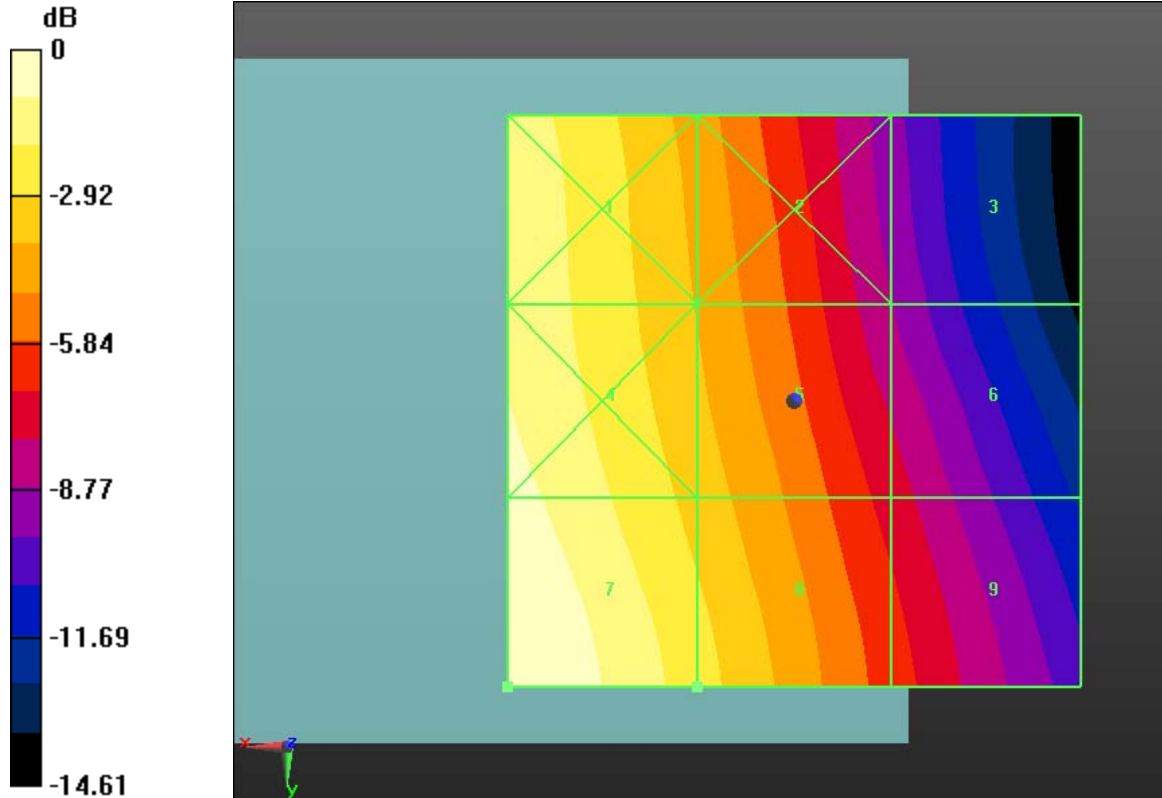
Grid 1 0.163 M4	Grid 2 0.122 M4	Grid 3 0.076 M4
Grid 4 0.175 M4	Grid 5 0.133 M4	Grid 6 0.089 M4
Grid 7 0.192 M4	Grid 8 0.145 M4	Grid 9 0.097 M4

Author Data
Daoud Attayi

Dates of Test
**Feb 28, Mar. 22-23, Apr. 05, Aug.
09-31, 2011**


Report No
RTS-5316-1109-55

FCC ID
L6AREA70UW



0 dB = 0.140A/m

SEMCAD X Version 14.4.4 (2829)

	Document Annex A to Hearing Aid Compatibility RF Emissions Test Report for the BlackBerry® Smartphone model REA71UW		Page 121 (123)
	Author Data Daoud Attayi	Dates of Test Feb 28, Mar. 22-23, Apr. 05, Aug. 09-31, 2011	Report No RTS-5316-1109-55

HAC RF_H-Field_UMTS_band II

Device H-Field measurement with H3DV6 probe/H Scan - H3DV6 - 2007: 15 mm from Probe Center to the Device/Hearing Aid Compatibility Test (101x101x1):

Measurement grid: dx=5mm, dy=5mm

Maximum value of peak Total field = 0.124 A/m

Probe Modulation Factor = 1.120

Device Reference Point: 0, 0, -6.3 mm

Reference Value = 0.116 A/m; Power Drift = 0.0021 dB

Hearing Aid Near-Field Category: M4 (AWF 0 dB)

Peak H-field in A/m

Grid 1 0.116 M4	Grid 2 0.119 M4	Grid 3 0.114 M4
Grid 4 0.132 M4	Grid 5 0.124 M4	Grid 6 0.114 M4
Grid 7 0.171 M4	Grid 8 0.136 M4	Grid 9 0.097 M4

Device H-Field measurement with H3DV6 probe/H Scan - H3DV6 - 2007: 15 mm from Probe Center to the Device 2/Hearing Aid

Compatibility Test (101x101x1): Measurement grid: dx=5mm, dy=5mm

Maximum value of peak Total field = 0.120 A/m

Probe Modulation Factor = 1.120


Device Reference Point: 0, 0, -6.3 mm

Reference Value = 0.116 A/m; Power Drift = 0.21 dB

Hearing Aid Near-Field Category: M4 (AWF 0 dB)

Peak H-field in A/m

Grid 1 0.113 M4	Grid 2 0.120 M4	Grid 3 0.116 M4
Grid 4 0.123 M4	Grid 5 0.120 M4	Grid 6 0.116 M4
Grid 7	Grid 8	Grid 9

	Document Annex A to Hearing Aid Compatibility RF Emissions Test Report for the BlackBerry® Smartphone model REA71UW		Page 122 (123)
	Author Data Daoud Attayi	Dates of Test Feb 28, Mar. 22-23, Apr. 05, Aug. 09-31, 2011	Report No RTS-5316-1109-55

0.159 M4	0.129 M4	0.099 M4
-----------------	-----------------	-----------------

Device H-Field measurement with H3DV6 probe/H Scan - H3DV6 - 2007: 15 mm from Probe Center to the Device 2 2/Hearing Aid

Compatibility Test (101x101x1): Measurement grid: dx=5mm, dy=5mm

Maximum value of peak Total field = 0.127 A/m

Probe Modulation Factor = 1.120

Device Reference Point: 0, 0, -6.3 mm

Reference Value = 0.125 A/m; Power Drift = -0.08 dB

Hearing Aid Near-Field Category: M4 (AWF 0 dB)

Peak H-field in A/m

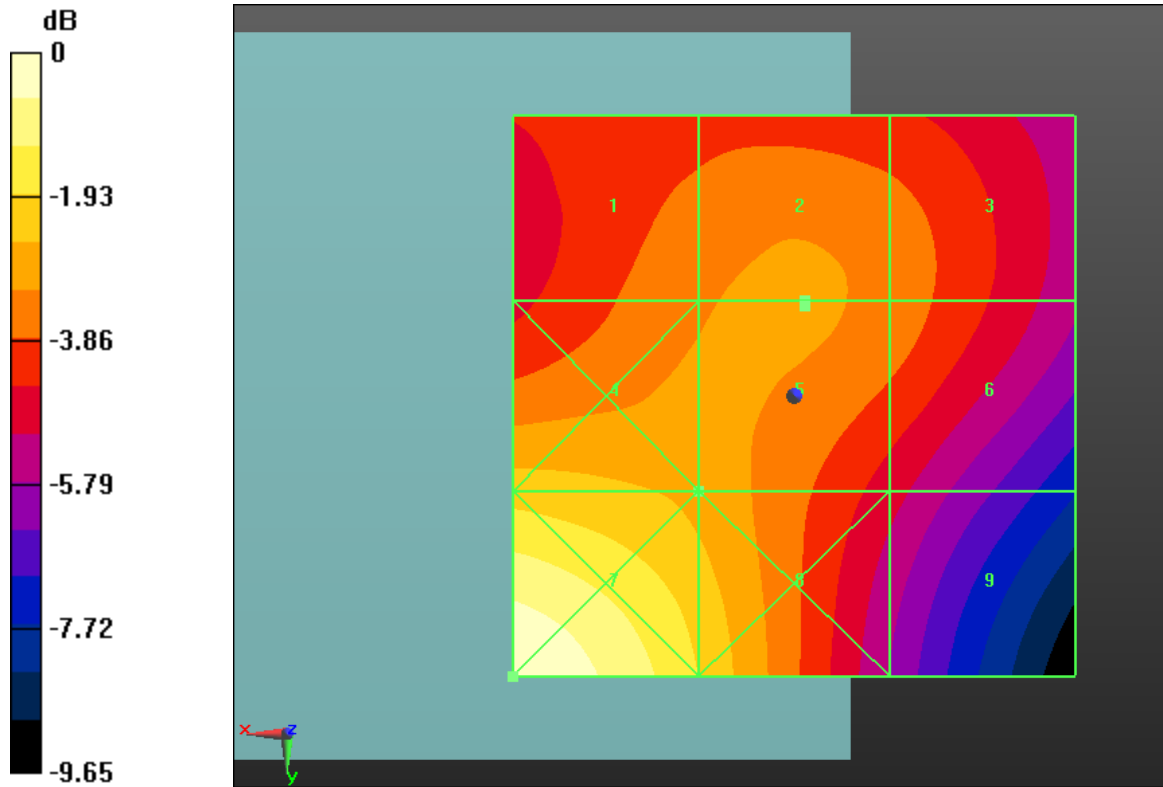
Grid 1 0.119 M4	Grid 2 0.127 M4	Grid 3 0.122 M4
Grid 4 0.127 M4	Grid 5 0.127 M4	Grid 6 0.122 M4
Grid 7 0.167 M4	Grid 8 0.136 M4	Grid 9 0.103 M4

Author Data
Daoud Attayi

Dates of Test
**Feb 28, Mar. 22-23, Apr. 05, Aug.
 09-31, 2011**

Report No
RTS-5316-1109-55

FCC ID
L6AREA70UW



0 dB = 0.170A/m

SEMCAD X Version 14.4.4 (2829)