
	Document Appendix C for the BlackBerry® Smartphone Model RDS41CW/RDZ21CW SAR Report			Page 1(63)
	Author Data Andrew Becker	Dates of Test May 3 – July 26, 2011	Test Report No RTS-2604-1107-06A	FCC ID: L6ARDS40CW L6ARDZ20CW

APPENDIX C: SAR DISTRIBUTION PLOTS FOR BODY-WORN CONFIGURATION

	Document Appendix C for the BlackBerry® Smartphone Model RDS41CW/RDZ21CW SAR Report			Page 2(63)
	Author Data Andrew Becker	Dates of Test May 3 – July 26, 2011	Test Report No RTS-2604-1107-06A	FCC ID: L6ARDS40CW L6ARDZ20CW

Date/Time: 5/27/2011 5:11:55 PM, Date/Time: 5/27/2011 5:18:48 PM

Test Laboratory: RIM Testing Services

15mm_Spacer_Back_CDMA800_low_chan_amb_temp_23.8_liq_temp_2

2.3C

DUT: BlackBerry Smartphone; Type: Sample ; Serial: 32E4DBBB

Communication System: CDMA 800; Communication System Band: CDMA 2000 BC 10 ; Frequency: 817.9 MHz; Communication System PAR: 0 dB
Medium parameters used (interpolated): $f = 817.9$ MHz; $\sigma = 0.965$ mho/m; $\epsilon_r = 53.29$; $\rho = 1000$ kg/m³
Phantom section: Flat Section
Measurement Standard: DASY5 (IEEE/IEC/ANSI C63.19-2007)

DASY5 Configuration:

- Probe: ES3DV3 - SN3225; ConvF(6.3, 6.3, 6.3); Calibrated: 1/13/2011
- Sensor-Surface: 4mm (Mechanical Surface Detection)
- Electronics: DAE3 Sn472; Calibrated: 3/7/2011
- Phantom: SAM 2; Type: SAM 4.0; Serial: 1080
- Measurement SW: DASY52, Version 52.6 (2); SEMCAD X Version 14.4.4 (2829)

Configuration/Touch position -/Area Scan (61x91x1): Measurement grid: dx=15mm, dy=15mm

[Info: Interpolated medium parameters used for SAR evaluation.](#)

Maximum value of SAR (interpolated) = 0.900 mW/g


Configuration/Touch position -/Zoom Scan (5x5x7) (5x5x7)/Cube 0:

Measurement grid: dx=7.5mm, dy=7.5mm, dz=5mm

Reference Value = 29.245 V/m; Power Drift = 0.0096 dB


Peak SAR (extrapolated) = 1.106 W/kg

SAR(1 g) = 0.847 mW/g; SAR(10 g) = 0.617 mW/g


	Document Appendix C for the BlackBerry® Smartphone Model RDS41CW/RDZ21CW SAR Report			Page 3(63)
	Author Data Andrew Becker	Dates of Test May 3 – July 26, 2011	Test Report No RTS-2604-1107-06A	FCC ID: L6ARDS40CW L6ARDZ20CW

Info: Interpolated medium parameters used for SAR evaluation.

Maximum value of SAR (measured) = 0.898 mW/g



0 dB = 0.900mW/g

	Document Appendix C for the BlackBerry® Smartphone Model RDS41CW/RDZ21CW SAR Report			Page 4(63)
	Author Data Andrew Becker	Dates of Test May 3 – July 26, 2011	Test Report No RTS-2604-1107-06A	FCC ID: L6ARDS40CW L6ARDZ20CW

Date/Time: 5/27/2011 4:57:10 PM, Date/Time: 5/27/2011 5:04:53 PM

Test Laboratory: RIM Testing Services

15mm_Spacer_Back_CDMA800_mid_chan_amb_temp_23.8_liq_temp_2 2.3C

DUT: BlackBerry Smartphone; Type: Sample ; Serial: 32E4DBBB

Communication System: CDMA 800; Communication System Band: CDMA 2000 BC 10 ; Frequency: 820.5 MHz; Communication System PAR: 0 dB
Medium parameters used (interpolated): $f = 820.5 \text{ MHz}$; $\sigma = 0.968 \text{ mho/m}$; $\epsilon_r = 53.286$; $\rho = 1000 \text{ kg/m}^3$
Phantom section: Flat Section
Measurement Standard: DASYS (IEEE/IEC/ANSI C63.19-2007)

DASY5 Configuration:

- Probe: ES3DV3 - SN3225; ConvF(6.3, 6.3, 6.3); Calibrated: 1/13/2011
- Sensor-Surface: 4mm (Mechanical Surface Detection)
- Electronics: DAE3 Sn472; Calibrated: 3/7/2011
- Phantom: SAM 2; Type: SAM 4.0; Serial: 1080
- Measurement SW: DASYS2, Version 52.6 (2); SEMCAD X Version 14.4.4 (2829)

Configuration/Touch position -/Area Scan (61x91x1): Measurement grid:
dx=15mm, dy=15mm

[Info: Interpolated medium parameters used for SAR evaluation.](#)
Maximum value of SAR (interpolated) = 0.929 mW/g

Configuration/Touch position -/Zoom Scan (5x5x7) (5x5x7)/Cube 0:
Measurement grid: dx=7.5mm, dy=7.5mm, dz=5mm
Reference Value = 29.879 V/m; Power Drift = -0.06 dB
Peak SAR (extrapolated) = 1.145 W/kg
SAR(1 g) = 0.877 mW/g; SAR(10 g) = 0.637 mW/g

[Info: Interpolated medium parameters used for SAR evaluation.](#)
Maximum value of SAR (measured) = 0.938 mW/g

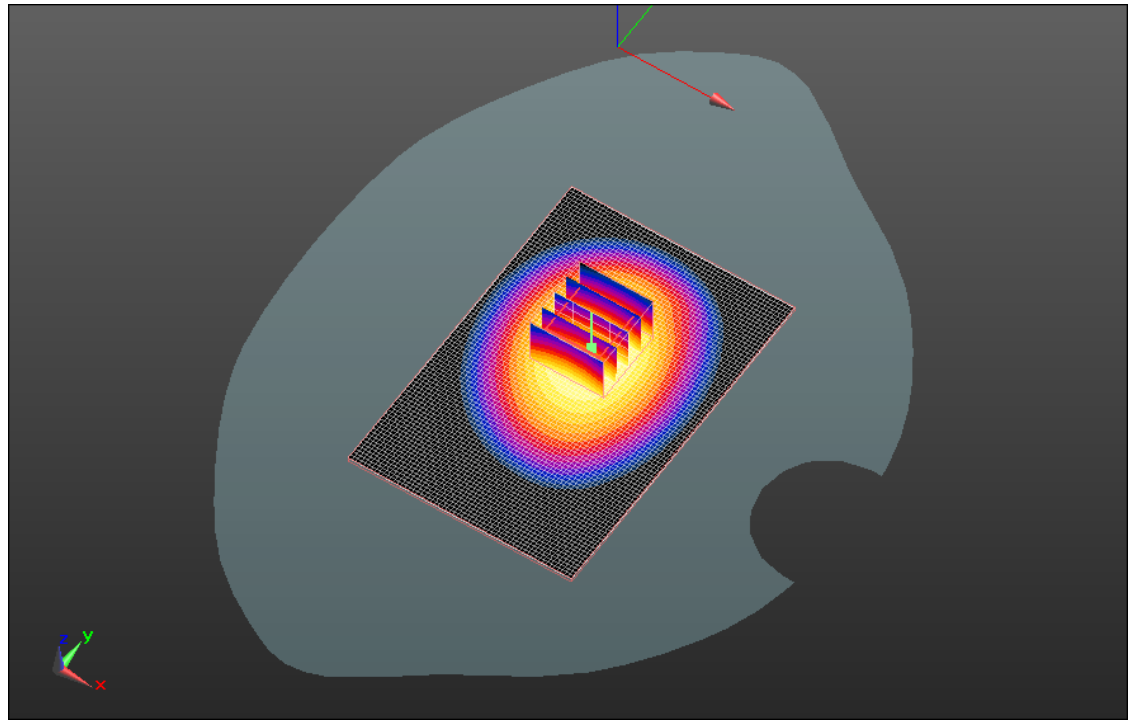
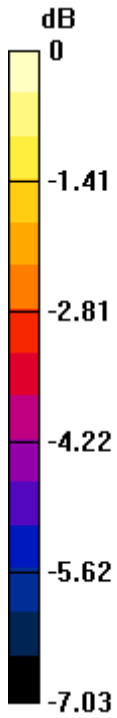
Author Data
Andrew Becker

Dates of Test
May 3 – July 26, 2011


Test Report No
RTS-2604-1107-06A

FCC ID:
L6ARDS40CW
L6ARDZ20CW

IC ID
2503A-RDS40CW
2503A-RDZ20CW



0 dB = 0.940mW/g

	Document Appendix C for the BlackBerry® Smartphone Model RDS41CW/RDZ21CW SAR Report			Page 6(63)
	Author Data Andrew Becker	Dates of Test May 3 – July 26, 2011	Test Report No RTS-2604-1107-06A	FCC ID: L6ARDS40CW L6ARDZ20CW

Date/Time: 5/27/2011 5:25:10 PM, Date/Time: 5/27/2011 5:32:07 PM

Test Laboratory: RIM Testing Services

15mm_Spacer_Back_CDMA800_high_chan_amb_temp_23.9_liq_temp_22.4C

DUT: BlackBerry Smartphone; Type: Sample ; Serial: 32E4DBBB

Communication System: CDMA 800; Communication System Band: CDMA 2000 BC 10 ; Frequency: 823.1 MHz; Communication System PAR: 0 dB
Medium parameters used (interpolated): $f = 823.1$ MHz; $\sigma = 0.972$ mho/m; $\epsilon_r = 53.257$; $\rho = 1000$ kg/m³
Phantom section: Flat Section
Measurement Standard: DASYS (IEEE/IEC/ANSI C63.19-2007)

DASY5 Configuration:

- Probe: ES3DV3 - SN3225; ConvF(6.3, 6.3, 6.3); Calibrated: 1/13/2011
- Sensor-Surface: 4mm (Mechanical Surface Detection)
- Electronics: DAE3 Sn472; Calibrated: 3/7/2011
- Phantom: SAM 2; Type: SAM 4.0; Serial: 1080
- Measurement SW: DASYS2, Version 52.6 (2); SEMCAD X Version 14.4.4 (2829)

Configuration/Touch position -/Area Scan (61x91x1): Measurement grid: dx=15mm, dy=15mm

[Info: Interpolated medium parameters used for SAR evaluation.](#)

Maximum value of SAR (interpolated) = 0.845 mW/g

Configuration/Touch position -/Zoom Scan (5x5x7) (5x5x7)/Cube 0:

Measurement grid: dx=7.5mm, dy=7.5mm, dz=5mm

Reference Value = 28.437 V/m; Power Drift = -0.07 dB

Peak SAR (extrapolated) = 1.026 W/kg

SAR(1 g) = 0.790 mW/g; SAR(10 g) = 0.575 mW/g

[Info: Interpolated medium parameters used for SAR evaluation.](#)

Maximum value of SAR (measured) = 0.839 mW/g


Author Data
Andrew Becker

Dates of Test
May 3 – July 26, 2011


Test Report No
RTS-2604-1107-06A

FCC ID:
L6ARDS40CW
L6ARDZ20CW

IC ID
2503A-RDS40CW
2503A-RDZ20CW



0 dB = 0.840mW/g

	Document Appendix C for the BlackBerry® Smartphone Model RDS41CW/RDZ21CW SAR Report			Page 8(63)
	Author Data Andrew Becker	Dates of Test May 3 – July 26, 2011	Test Report No RTS-2604-1107-06A	FCC ID: L6ARDS40CW L6ARDZ20CW

Date/Time: 5/27/2011 5:54:23 PM, Date/Time: 5/27/2011 6:01:16 PM

Test Laboratory: RIM Testing Services

15mm_Spacer_Front_CDMA800_mid_chan_amb_temp_24.0_liq_temp_22.6C

DUT: BlackBerry Smartphone; Type: Sample ; Serial: 32E4DBBB

Communication System: CDMA 800; Communication System Band: CDMA 2000 BC 10 ; Frequency: 820.5 MHz; Communication System PAR: 0 dB
Medium parameters used (interpolated): $f = 820.5 \text{ MHz}$; $\sigma = 0.968 \text{ mho/m}$; $\epsilon_r = 53.286$; $\rho = 1000 \text{ kg/m}^3$
Phantom section: Flat Section
Measurement Standard: DASYS (IEEE/IEC/ANSI C63.19-2007)

DASY5 Configuration:

- Probe: ES3DV3 - SN3225; ConvF(6.3, 6.3, 6.3); Calibrated: 1/13/2011
- Sensor-Surface: 4mm (Mechanical Surface Detection)
- Electronics: DAE3 Sn472; Calibrated: 3/7/2011
- Phantom: SAM 2; Type: SAM 4.0; Serial: 1080
- Measurement SW: DASYS2, Version 52.6 (2); SEMCAD X Version 14.4.4 (2829)

Configuration/Touch position -/Area Scan (61x91x1): Measurement grid: dx=15mm, dy=15mm

[Info: Interpolated medium parameters used for SAR evaluation.](#)

Maximum value of SAR (interpolated) = 0.686 mW/g

Configuration/Touch position -/Zoom Scan (5x5x7) (5x5x7)/Cube 0:

Measurement grid: dx=7.5mm, dy=7.5mm, dz=5mm
Reference Value = 24.014 V/m; Power Drift = 0.06 dB
Peak SAR (extrapolated) = 0.858 W/kg
SAR(1 g) = 0.655 mW/g; SAR(10 g) = 0.477 mW/g

[Info: Interpolated medium parameters used for SAR evaluation.](#)

Maximum value of SAR (measured) = 0.694 mW/g


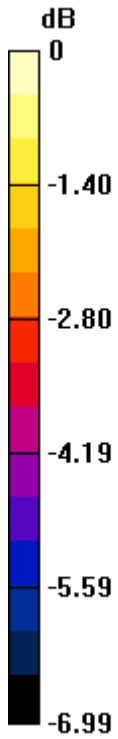
Author Data
Andrew Becker

Dates of Test
May 3 – July 26, 2011


Test Report No
RTS-2604-1107-06A

FCC ID:
L6ARDS40CW
L6ARDZ20CW

IC ID
2503A-RDS40CW
2503A-RDZ20CW



0 dB = 0.690mW/g

	Document Appendix C for the BlackBerry® Smartphone Model RDS41CW/RDZ21CW SAR Report			Page 10(63)
	Author Data Andrew Becker	Dates of Test May 3 – July 26, 2011	Test Report No RTS-2604-1107-06A	FCC ID: L6ARDS40CW L6ARDZ20CW

Date/Time: 5/27/2011 5:40:28 PM, Date/Time: 5/27/2011 5:47:21 PM

Test Laboratory: RIM Testing Services

Vertical_Holster_Back_CDMA800_mid_chan_amb_temp_24.0_liq_temp_22.5C

DUT: BlackBerry Smartphone; Type: Sample ; Serial: 32E4DBBB

Communication System: CDMA 800; Communication System Band: CDMA 2000 BC 10 ; Frequency: 820.5 MHz; Communication System PAR: 0 dB
Medium parameters used (interpolated): $f = 820.5 \text{ MHz}$; $\sigma = 0.968 \text{ mho/m}$; $\epsilon_r = 53.286$; $\rho = 1000 \text{ kg/m}^3$
Phantom section: Flat Section
Measurement Standard: DASYS (IEEE/IEC/ANSI C63.19-2007)

DASY5 Configuration:

- Probe: ES3DV3 - SN3225; ConvF(6.3, 6.3, 6.3); Calibrated: 1/13/2011
- Sensor-Surface: 4mm (Mechanical Surface Detection)
- Electronics: DAE3 Sn472; Calibrated: 3/7/2011
- Phantom: SAM 2; Type: SAM 4.0; Serial: 1080
- Measurement SW: DASY52, Version 52.6 (2); SEMCAD X Version 14.4.4 (2829)

Configuration/Touch position -/Area Scan (61x91x1): Measurement grid: dx=15mm, dy=15mm

[Info: Interpolated medium parameters used for SAR evaluation.](#)

Maximum value of SAR (interpolated) = 0.771 mW/g

Configuration/Touch position -/Zoom Scan (5x5x7) (5x5x7)/Cube 0:

Measurement grid: dx=7.5mm, dy=7.5mm, dz=5mm
Reference Value = 27.986 V/m; Power Drift = 0.06 dB
Peak SAR (extrapolated) = 0.936 W/kg
SAR(1 g) = 0.732 mW/g; SAR(10 g) = 0.539 mW/g

[Info: Interpolated medium parameters used for SAR evaluation.](#)

Maximum value of SAR (measured) = 0.771 mW/g


Author Data
Andrew Becker

Dates of Test
May 3 – July 26, 2011


Test Report No
RTS-2604-1107-06A

FCC ID:
L6ARDS40CW
L6ARDZ20CW

IC ID
2503A-RDS40CW
2503A-RDZ20CW



0 dB = 0.770mW/g

	Document Appendix C for the BlackBerry® Smartphone Model RDS41CW/RDZ21CW SAR Report			Page 12(63)
	Author Data Andrew Becker	Dates of Test May 3 – July 26, 2011	Test Report No RTS-2604-1107-06A	FCC ID: L6ARDS40CW L6ARDZ20CW

Date/Time: 5/27/2011 6:08:09 PM, Date/Time: 5/27/2011 6:15:03 PM

Test Laboratory: RIM Testing Services

**15mm_Spacer_Back_Headset_CDMA800_mid_chan_amb_temp_23.8_li
q_temp_22.4C**

DUT: BlackBerry Smartphone; Type: Sample ; Serial: 32E4DBBB

Communication System: CDMA 800; Communication System Band: CDMA 2000 BC
10 ; Frequency: 820.5 MHz; Communication System PAR: 0 dB
Medium parameters used (interpolated): $f = 820.5$ MHz; $\sigma = 0.968$ mho/m; $\epsilon_r = 53.286$; $\rho = 1000$ kg/m³
Phantom section: Flat Section
Measurement Standard: DASYS (IEEE/IEC/ANSI C63.19-2007)

DASY5 Configuration:

- Probe: ES3DV3 - SN3225; ConvF(6.3, 6.3, 6.3); Calibrated: 1/13/2011
- Sensor-Surface: 4mm (Mechanical Surface Detection)
- Electronics: DAE3 Sn472; Calibrated: 3/7/2011
- Phantom: SAM 2; Type: SAM 4.0; Serial: 1080
- Measurement SW: DASY52, Version 52.6 (2); SEMCAD X Version 14.4.4 (2829)

Configuration/Touch position -/Area Scan (61x91x1): Measurement grid:
dx=15mm, dy=15mm

[Info: Interpolated medium parameters used for SAR evaluation.](#)
Maximum value of SAR (interpolated) = 0.645 mW/g

Configuration/Touch position -/Zoom Scan (5x5x7) (5x5x7)/Cube 0:
Measurement grid: dx=7.5mm, dy=7.5mm, dz=5mm
Reference Value = 24.433 V/m; Power Drift = -0.38 dB
Peak SAR (extrapolated) = 0.786 W/kg
SAR(1 g) = 0.604 mW/g; SAR(10 g) = 0.440 mW/g

[Info: Interpolated medium parameters used for SAR evaluation.](#)
Maximum value of SAR (measured) = 0.638 mW/g


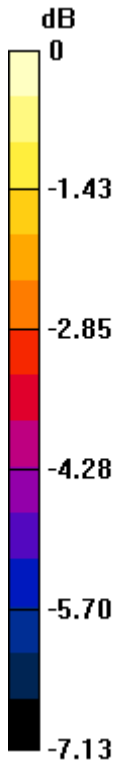
Author Data
Andrew Becker

Dates of Test
May 3 – July 26, 2011


Test Report No
RTS-2604-1107-06A

FCC ID:
L6ARDS40CW
L6ARDZ20CW

IC ID
2503A-RDS40CW
2503A-RDZ20CW



0 dB = 0.640mW/g

	Document Appendix C for the BlackBerry® Smartphone Model RDS41CW/RDZ21CW SAR Report			Page 14(63)
	Author Data Andrew Becker	Dates of Test May 3 – July 26, 2011	Test Report No RTS-2604-1107-06A	FCC ID: L6ARDS40CW L6ARDZ20CW

Date/Time: 5/27/2011 6:41:47 PM, Date/Time: 5/27/2011 6:48:43 PM

Test Laboratory: RIM Testing Services

15mm_Spacer_Back_CDMA850_low_chan_amb_temp_23.8_liq_temp_2 2.3C

DUT: BlackBerry Smartphone; Type: Sample ; Serial: 32E4DBBB

Communication System: CDMA 850; Communication System Band: CDMA 2000
Cellular; Frequency: 824.7 MHz; Communication System PAR: 0 dB
Medium parameters used: $f = 825$ MHz; $\sigma = 0.974$ mho/m; $\epsilon_r = 53.235$; $\rho = 1000$ kg/m³
Phantom section: Flat Section
Measurement Standard: DASYS (IEEE/IEC/ANSI C63.19-2007)

DASY5 Configuration:

- Probe: ES3DV3 - SN3225; ConvF(6.3, 6.3, 6.3); Calibrated: 1/13/2011
- Sensor-Surface: 4mm (Mechanical Surface Detection)
- Electronics: DAE3 Sn472; Calibrated: 3/7/2011
- Phantom: SAM 2; Type: SAM 4.0; Serial: 1080
- Measurement SW: DASYS2, Version 52.6 (2); SEMCAD X Version 14.4.4 (2829)

Configuration/Touch position -/Area Scan (61x91x1): Measurement grid:
dx=15mm, dy=15mm
Maximum value of SAR (interpolated) = 0.807 mW/g

Configuration/Touch position -/Zoom Scan (5x5x7) (5x5x7)/Cube 0:
Measurement grid: dx=7.5mm, dy=7.5mm, dz=5mm
Reference Value = 27.912 V/m; Power Drift = -0.09 dB
Peak SAR (extrapolated) = 0.992 W/kg
SAR(1 g) = 0.757 mW/g; SAR(10 g) = 0.552 mW/g
Maximum value of SAR (measured) = 0.803 mW/g

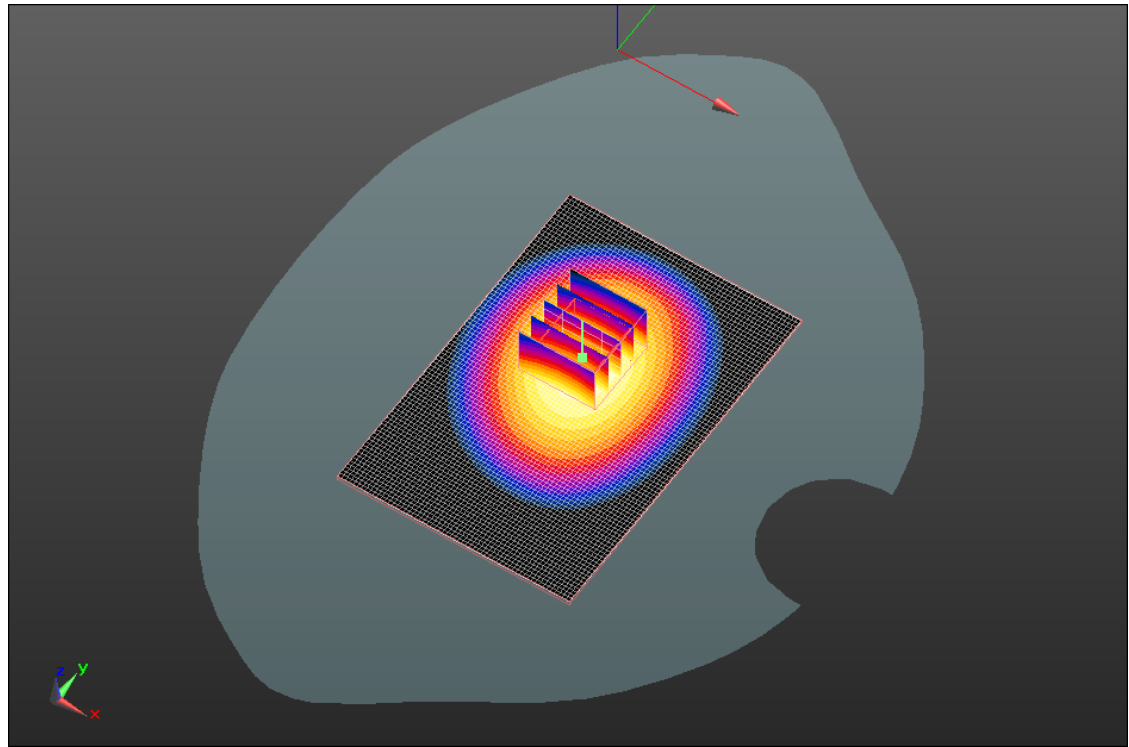
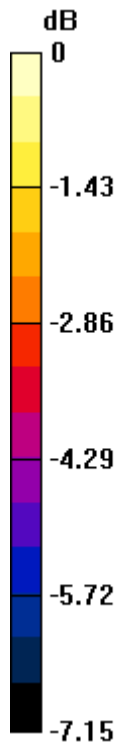
Author Data
Andrew Becker

Dates of Test
May 3 – July 26, 2011


Test Report No
RTS-2604-1107-06A

FCC ID:
L6ARDS40CW
L6ARDZ20CW

IC ID
2503A-RDS40CW
2503A-RDZ20CW



0 dB = 0.800mW/g

	Document Appendix C for the BlackBerry® Smartphone Model RDS41CW/RDZ21CW SAR Report			Page 16(63)
	Author Data Andrew Becker	Dates of Test May 3 – July 26, 2011	Test Report No RTS-2604-1107-06A	FCC ID: L6ARDS40CW L6ARDZ20CW

Date/Time: 5/27/2011 6:28:32 PM, Date/Time: 5/27/2011 6:35:25 PM

Test Laboratory: RIM Testing Services

15mm_Spacer_Back_CDMA850_mid_chan_amb_temp_23.9_liq_temp_2 2.5C

DUT: BlackBerry Smartphone; Type: Sample ; Serial: 32E4DBBB

Communication System: CDMA 850; Communication System Band: CDMA 2000
Cellular; Frequency: 836.52 MHz; Communication System PAR: 0 dB
Medium parameters used (interpolated): $f = 836.52$ MHz; $\sigma = 0.986$ mho/m; $\epsilon_r = 53.092$;
 $\rho = 1000$ kg/m³
Phantom section: Flat Section
Measurement Standard: DASYS (IEEE/IEC/ANSI C63.19-2007)

DASY5 Configuration:

- Probe: ES3DV3 - SN3225; ConvF(6.3, 6.3, 6.3); Calibrated: 1/13/2011
- Sensor-Surface: 4mm (Mechanical Surface Detection)
- Electronics: DAE3 Sn472; Calibrated: 3/7/2011
- Phantom: SAM 2; Type: SAM 4.0; Serial: 1080
- Measurement SW: DASY52, Version 52.6 (2); SEMCAD X Version 14.4.4 (2829)

Configuration/Touch position -/Area Scan (61x91x1): Measurement grid:
dx=15mm, dy=15mm

[Info: Interpolated medium parameters used for SAR evaluation.](#)

Maximum value of SAR (interpolated) = 0.842 mW/g

Configuration/Touch position -/Zoom Scan (5x5x7) (5x5x7)/Cube 0:

Measurement grid: dx=7.5mm, dy=7.5mm, dz=5mm
Reference Value = 28.353 V/m; Power Drift = 0.08 dB
Peak SAR (extrapolated) = 1.046 W/kg
SAR(1 g) = 0.800 mW/g; SAR(10 g) = 0.584 mW/g

[Info: Interpolated medium parameters used for SAR evaluation.](#)

Maximum value of SAR (measured) = 0.848 mW/g

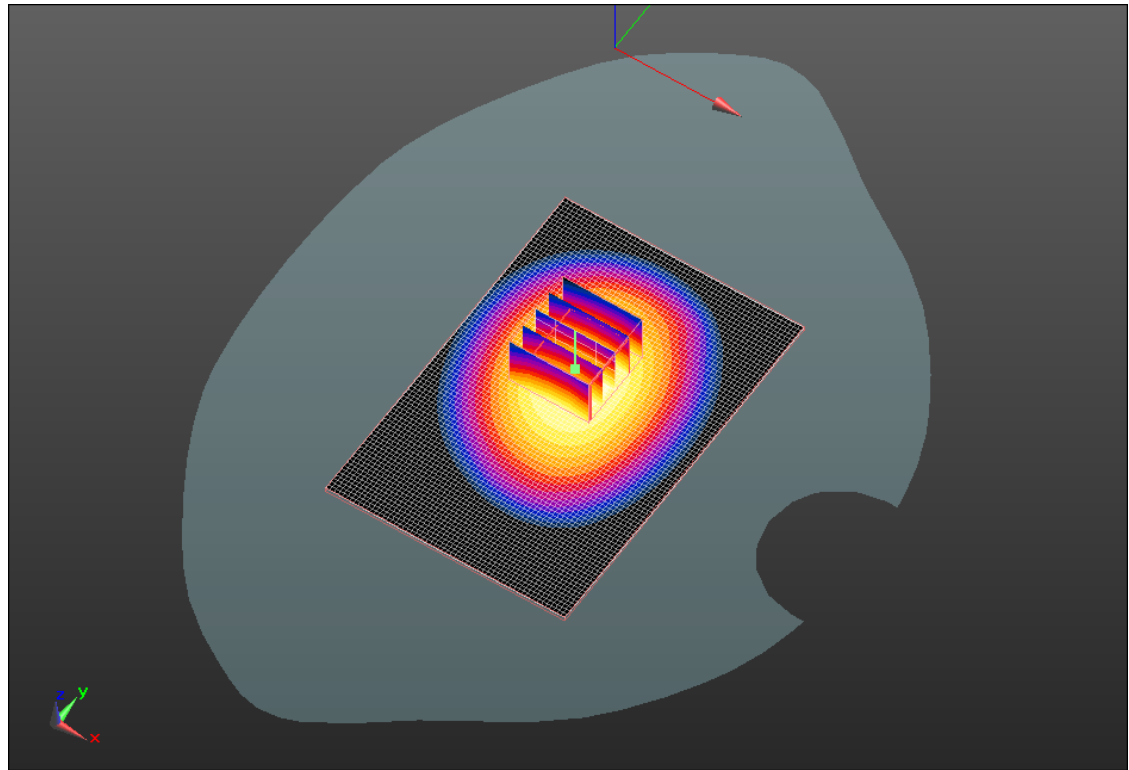
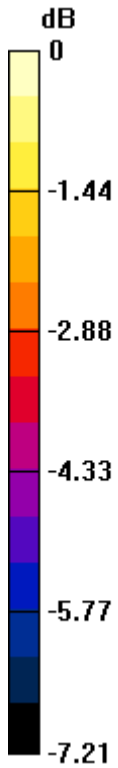
Author Data
Andrew Becker

Dates of Test
May 3 – July 26, 2011


Test Report No
RTS-2604-1107-06A

FCC ID:
L6ARDS40CW
L6ARDZ20CW

IC ID
2503A-RDS40CW
2503A-RDZ20CW



0 dB = 0.850mW/g

	Document Appendix C for the BlackBerry® Smartphone Model RDS41CW/RDZ21CW SAR Report			Page 18(63)
	Author Data Andrew Becker	Dates of Test May 3 – July 26, 2011	Test Report No RTS-2604-1107-06A	FCC ID: L6ARDS40CW L6ARDZ20CW

Date/Time: 5/27/2011 7:09:42 PM, Date/Time: 5/27/2011 7:16:32 PM

Test Laboratory: RIM Testing Services

15mm_Spacer_Back_CDMA850_high_chan_amb_temp_23.8_liq_temp_22.3C

DUT: BlackBerry Smartphone; Type: Sample ; Serial: 32E4DBBB

Communication System: CDMA 850; Communication System Band: CDMA 2000
Cellular; Frequency: 848.52 MHz; Communication System PAR: 0 dB
Medium parameters used (interpolated): $f = 848.52$ MHz; $\sigma = 0.998$ mho/m; $\epsilon_r = 52.981$;
 $\rho = 1000$ kg/m³
Phantom section: Flat Section
Measurement Standard: DASYS (IEEE/IEC/ANSI C63.19-2007)

DASY5 Configuration:

- Probe: ES3DV3 - SN3225; ConvF(6.3, 6.3, 6.3); Calibrated: 1/13/2011
- Sensor-Surface: 4mm (Mechanical Surface Detection)
- Electronics: DAE3 Sn472; Calibrated: 3/7/2011
- Phantom: SAM 2; Type: SAM 4.0; Serial: 1080
- Measurement SW: DASY52, Version 52.6 (2); SEMCAD X Version 14.4.4 (2829)

Configuration/Touch position -/Area Scan (61x91x1): Measurement grid:
dx=15mm, dy=15mm

[Info: Interpolated medium parameters used for SAR evaluation.](#)

Maximum value of SAR (interpolated) = 0.685 mW/g

Configuration/Touch position -/Zoom Scan (5x5x7) (5x5x7)/Cube 0:

Measurement grid: dx=7.5mm, dy=7.5mm, dz=5mm
Reference Value = 25.834 V/m; Power Drift = -0.02 dB
Peak SAR (extrapolated) = 0.842 W/kg
SAR(1 g) = 0.645 mW/g; SAR(10 g) = 0.472 mW/g

[Info: Interpolated medium parameters used for SAR evaluation.](#)

Maximum value of SAR (measured) = 0.683 mW/g

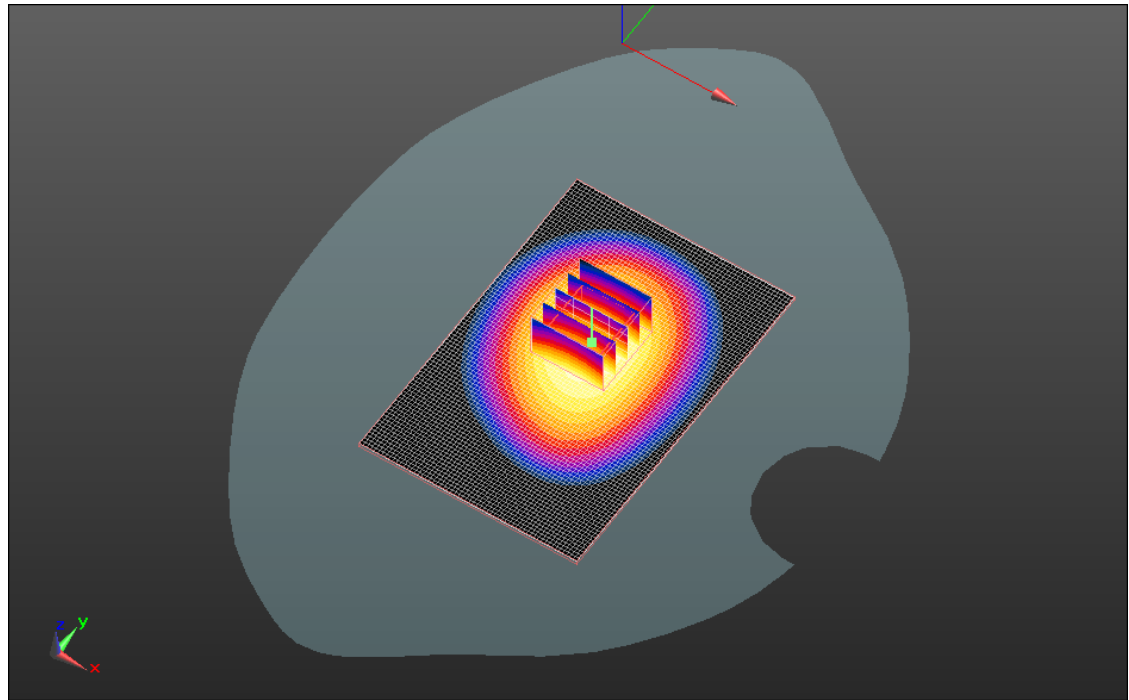
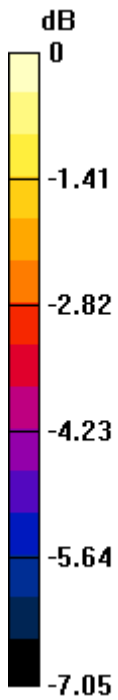
Author Data
Andrew Becker

Dates of Test
May 3 – July 26, 2011


Test Report No
RTS-2604-1107-06A

FCC ID:
L6ARDS40CW
L6ARDZ20CW

IC ID
2503A-RDS40CW
2503A-RDZ20CW



0 dB = 0.680mW/g

	Document Appendix C for the BlackBerry® Smartphone Model RDS41CW/RDZ21CW SAR Report			Page 20(63)
	Author Data Andrew Becker	Dates of Test May 3 – July 26, 2011	Test Report No RTS-2604-1107-06A	FCC ID: L6ARDS40CW L6ARDZ20CW

Date/Time: 5/27/2011 8:12:34 PM, Date/Time: 5/27/2011 8:19:30 PM

Test Laboratory: RIM Testing Services

15mm_Spacer_Front_CDMA850_mid_chan_amb_temp_24.0_liq_temp_22.5C

DUT: BlackBerry Smartphone; Type: Sample ; Serial: 32E4DBBB

Communication System: CDMA 850; Communication System Band: CDMA 2000
Cellular; Frequency: 836.52 MHz; Communication System PAR: 0 dB
Medium parameters used (interpolated): $f = 836.52$ MHz; $\sigma = 0.986$ mho/m; $\epsilon_r = 53.092$;
 $\rho = 1000$ kg/m³
Phantom section: Flat Section
Measurement Standard: DASYS (IEEE/IEC/ANSI C63.19-2007)

DASY5 Configuration:

- Probe: ES3DV3 - SN3225; ConvF(6.3, 6.3, 6.3); Calibrated: 1/13/2011
- Sensor-Surface: 4mm (Mechanical Surface Detection)
- Electronics: DAE3 Sn472; Calibrated: 3/7/2011
- Phantom: SAM 2; Type: SAM 4.0; Serial: 1080
- Measurement SW: DASY52, Version 52.6 (2); SEMCAD X Version 14.4.4 (2829)

Configuration/Touch position -/Area Scan (61x91x1): Measurement grid:
dx=15mm, dy=15mm

[Info: Interpolated medium parameters used for SAR evaluation.](#)

Maximum value of SAR (interpolated) = 0.642 mW/g

Configuration/Touch position -/Zoom Scan (5x5x7) (5x5x7)/Cube 0:

Measurement grid: dx=7.5mm, dy=7.5mm, dz=5mm
Reference Value = 23.196 V/m; Power Drift = -0.01 dB
Peak SAR (extrapolated) = 0.794 W/kg
SAR(1 g) = 0.600 mW/g; SAR(10 g) = 0.437 mW/g

[Info: Interpolated medium parameters used for SAR evaluation.](#)

Maximum value of SAR (measured) = 0.637 mW/g

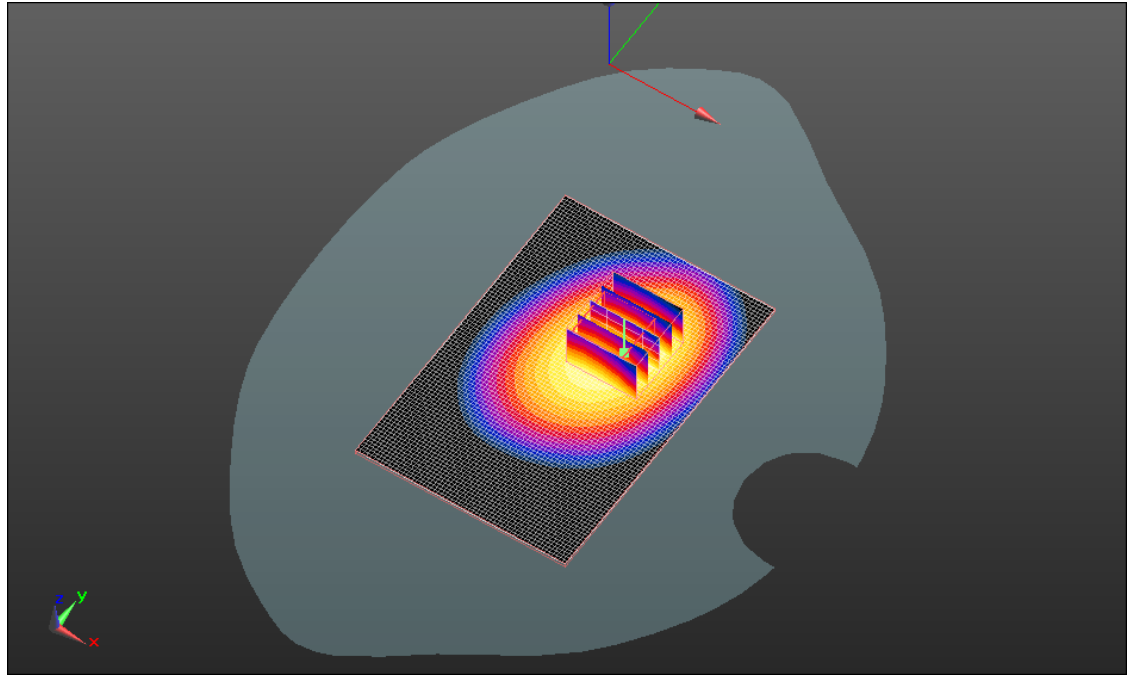
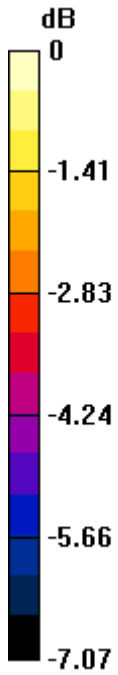
Author Data
Andrew Becker

Dates of Test
May 3 – July 26, 2011


Test Report No
RTS-2604-1107-06A

FCC ID:
L6ARDS40CW
L6ARDZ20CW

IC ID
2503A-RDS40CW
2503A-RDZ20CW



0 dB = 0.640mW/g

	Document Appendix C for the BlackBerry® Smartphone Model RDS41CW/RDZ21CW SAR Report			Page 22(63)
	Author Data Andrew Becker	Dates of Test May 3 – July 26, 2011	Test Report No RTS-2604-1107-06A	FCC ID: L6ARDS40CW L6ARDZ20CW

Date/Time: 5/27/2011 7:58:40 PM, Date/Time: 5/27/2011 8:05:35 PM

Test Laboratory: RIM Testing Services

Vertical_Holster_Back_CDMA850_mid_chan_amb_temp_23.5_liq_temp_22.0C

DUT: BlackBerry Smartphone; Type: Sample ; Serial: 32E4DBBB

Communication System: CDMA 850; Communication System Band: CDMA 2000
Cellular; Frequency: 836.52 MHz; Communication System PAR: 0 dB
Medium parameters used (interpolated): $f = 836.52$ MHz; $\sigma = 0.986$ mho/m; $\epsilon_r = 53.092$;
 $\rho = 1000$ kg/m³
Phantom section: Flat Section
Measurement Standard: DASYS (IEEE/IEC/ANSI C63.19-2007)

DASY5 Configuration:

- Probe: ES3DV3 - SN3225; ConvF(6.3, 6.3, 6.3); Calibrated: 1/13/2011
- Sensor-Surface: 4mm (Mechanical Surface Detection)
- Electronics: DAE3 Sn472; Calibrated: 3/7/2011
- Phantom: SAM 2; Type: SAM 4.0; Serial: 1080
- Measurement SW: DASY52, Version 52.6 (2); SEMCAD X Version 14.4.4 (2829)

Configuration/Touch position -/Area Scan (61x91x1): Measurement grid:
dx=15mm, dy=15mm

[Info: Interpolated medium parameters used for SAR evaluation.](#)

Maximum value of SAR (interpolated) = 0.724 mW/g

Configuration/Touch position -/Zoom Scan (5x5x7) (5x5x7)/Cube 0:

Measurement grid: dx=7.5mm, dy=7.5mm, dz=5mm
Reference Value = 26.876 V/m; Power Drift = 0.06 dB
Peak SAR (extrapolated) = 0.863 W/kg
SAR(1 g) = 0.681 mW/g; SAR(10 g) = 0.505 mW/g

[Info: Interpolated medium parameters used for SAR evaluation.](#)

Maximum value of SAR (measured) = 0.716 mW/g


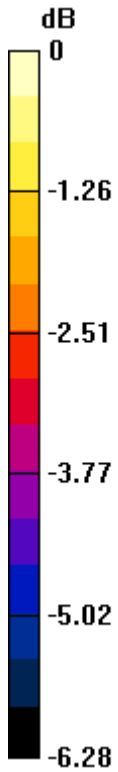
Author Data
Andrew Becker

Dates of Test
May 3 – July 26, 2011


Test Report No
RTS-2604-1107-06A

FCC ID:
L6ARDS40CW
L6ARDZ20CW

IC ID
2503A-RDS40CW
2503A-RDZ20CW



0 dB = 0.720mW/g

	Document Appendix C for the BlackBerry® Smartphone Model RDS41CW/RDZ21CW SAR Report			Page 24(63)
	Author Data Andrew Becker	Dates of Test May 3 – July 26, 2011	Test Report No RTS-2604-1107-06A	FCC ID: L6ARDS40CW L6ARDZ20CW

Date/Time: 5/27/2011 8:26:40 PM, Date/Time: 5/27/2011 8:33:34 PM

Test Laboratory: RIM Testing Services

**15mm_Spacer_Back_Headset_CDMA850_mid_chan_amb_temp_24.2_li
q_temp_22.7C**

DUT: BlackBerry Smartphone; Type: Sample ; Serial: 32E4DBBB

Communication System: CDMA 850; Communication System Band: CDMA 2000
Cellular; Frequency: 836.52 MHz; Communication System PAR: 0 dB
Medium parameters used (interpolated): $f = 836.52$ MHz; $\sigma = 0.986$ mho/m; $\epsilon_r = 53.092$;
 $\rho = 1000$ kg/m³
Phantom section: Flat Section
Measurement Standard: DASYS (IEEE/IEC/ANSI C63.19-2007)

DASY5 Configuration:

- Probe: ES3DV3 - SN3225; ConvF(6.3, 6.3, 6.3); Calibrated: 1/13/2011
- Sensor-Surface: 4mm (Mechanical Surface Detection)
- Electronics: DAE3 Sn472; Calibrated: 3/7/2011
- Phantom: SAM 2; Type: SAM 4.0; Serial: 1080
- Measurement SW: DASY52, Version 52.6 (2); SEMCAD X Version 14.4.4 (2829)

Configuration/Touch position -/Area Scan (61x91x1): Measurement grid:
dx=15mm, dy=15mm

[Info: Interpolated medium parameters used for SAR evaluation.](#)
Maximum value of SAR (interpolated) = 0.598 mW/g

Configuration/Touch position -/Zoom Scan (5x5x7) (5x5x7)/Cube 0:
Measurement grid: dx=7.5mm, dy=7.5mm, dz=5mm
Reference Value = 24.149 V/m; Power Drift = 0.04 dB
Peak SAR (extrapolated) = 0.737 W/kg
SAR(1 g) = 0.572 mW/g; SAR(10 g) = 0.417 mW/g

[Info: Interpolated medium parameters used for SAR evaluation.](#)
Maximum value of SAR (measured) = 0.610 mW/g

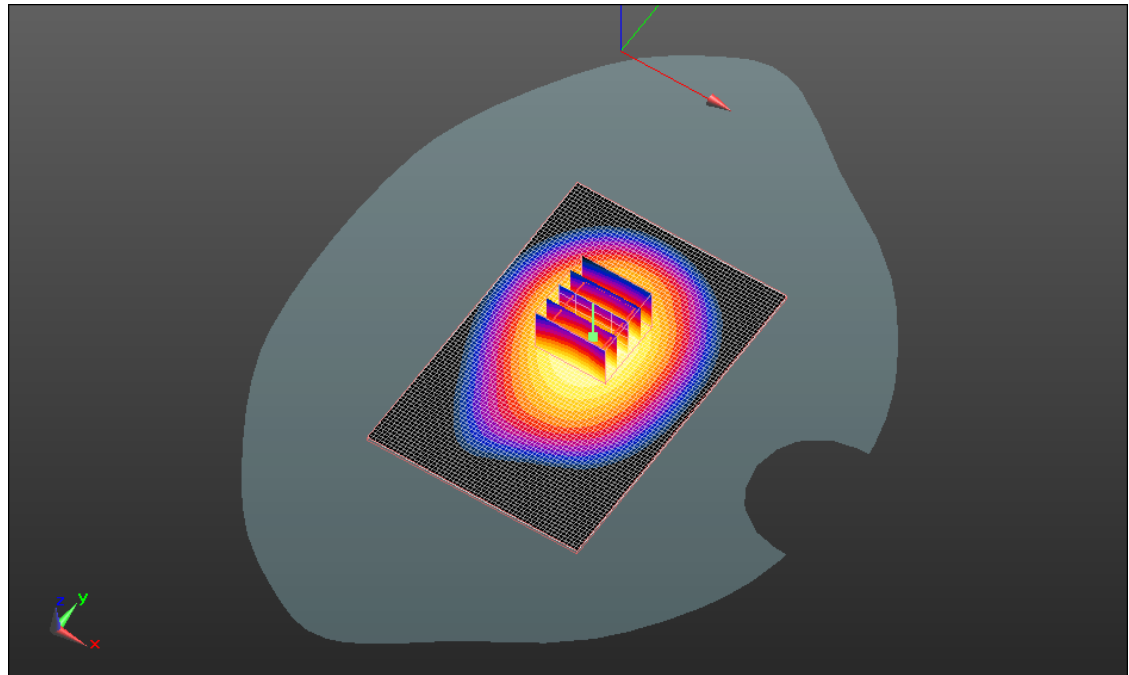
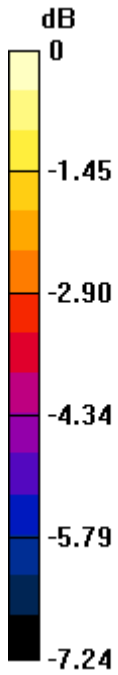
Author Data
Andrew Becker

Dates of Test
May 3 – July 26, 2011


Test Report No
RTS-2604-1107-06A

FCC ID:
L6ARDS40CW
L6ARDZ20CW

IC ID
2503A-RDS40CW
2503A-RDZ20CW



0 dB = 0.610mW/g

	Document Appendix C for the BlackBerry® Smartphone Model RDS41CW/RDZ21CW SAR Report			Page 26(63)
	Author Data Andrew Becker	Dates of Test May 3 – July 26, 2011	Test Report No RTS-2604-1107-06A	FCC ID: L6ARDS40CW L6ARDZ20CW

Date/Time: 5/4/2011 2:04:19 PM, Date/Time: 5/4/2011 2:11:15 PM

Test Laboratory: RIM Testing Services

15mm_Spacer_Back_CDMA1900_mid_chan_amb_temp_23.2_liq_temp_22.3C

DUT: BlackBerry Smartphone; Type: Sample ; Serial: 32E4DBBB

Communication System: CDMA 1900; Frequency: 1880 MHz; Communication System

PAR: 0 dB

Medium parameters used: $f = 1880$ MHz; $\sigma = 1.494$ mho/m; $\epsilon_r = 51.549$; $\rho = 1000$ kg/m³

Phantom section: Flat Section

Measurement Standard: DASYS (IEEE/IEC/ANSI C63.19-2007)

DASY5 Configuration:

- Probe: ES3DV3 - SN3225; ConvF(4.88, 4.88, 4.88); Calibrated: 1/13/2011
- Sensor-Surface: 4mm (Mechanical Surface Detection)
- Electronics: DAE3 Sn473; Calibrated: 1/21/2011
- Phantom: SAM 2; Type: SAM 4.0; Serial: 1080
- Measurement SW: DASYS2, Version 52.6 (2); SEMCAD X Version 14.4.4 (2829)

Configuration/Touch position -/Area Scan (61x91x1): Measurement grid:

$dx=15$ mm, $dy=15$ mm

Maximum value of SAR (interpolated) = 0.563 mW/g

Configuration/Touch position -/Zoom Scan (5x5x7) (5x5x7)/Cube 0:

Measurement grid: $dx=7.5$ mm, $dy=7.5$ mm, $dz=5$ mm

Reference Value = 10.725 V/m; Power Drift = 0.08 dB

Peak SAR (extrapolated) = 0.753 W/kg

SAR(1 g) = 0.507 mW/g; SAR(10 g) = 0.320 mW/g

Maximum value of SAR (measured) = 0.544 mW/g

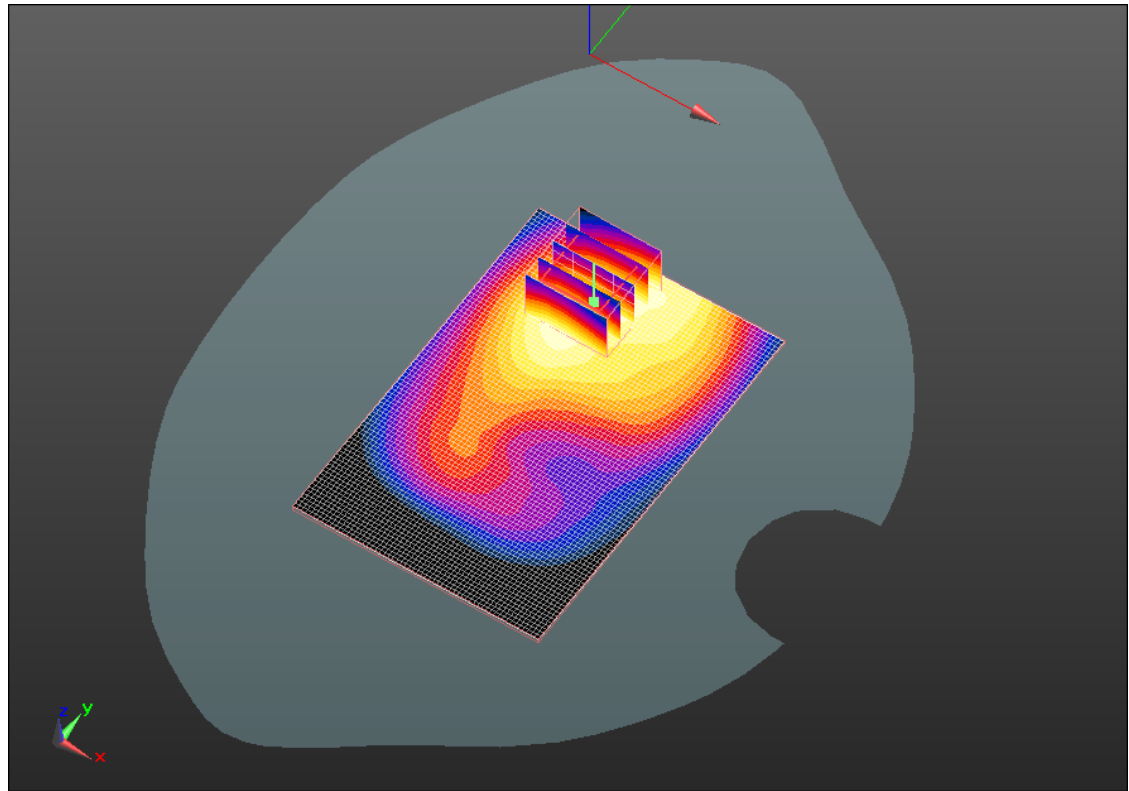
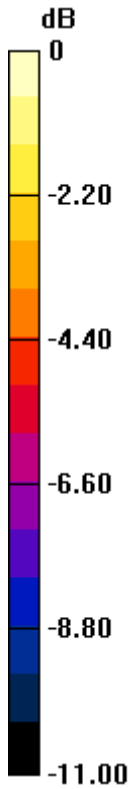
Author Data
Andrew Becker

Dates of Test
May 3 – July 26, 2011


Test Report No
RTS-2604-1107-06A

FCC ID:
L6ARDS40CW
L6ARDZ20CW

IC ID
2503A-RDS40CW
2503A-RDZ20CW



0 dB = 0.540mW/g

	Document Appendix C for the BlackBerry® Smartphone Model RDS41CW/RDZ21CW SAR Report			Page 28(63)
	Author Data Andrew Becker	Dates of Test May 3 – July 26, 2011	Test Report No RTS-2604-1107-06A	FCC ID: L6ARDS40CW L6ARDZ20CW

Date/Time: 5/4/2011 1:51:17 PM, Date/Time: 5/4/2011 1:58:10 PM

Test Laboratory: RIM Testing Services

15mm_Spacer_Front_CDMA1900_mid_chan_amb_temp_23.2_liq_temp _22.3C

DUT: BlackBerry Smartphone; Type: Sample ; Serial: 32E4DBBB

Communication System: CDMA 1900; Frequency: 1880 MHz; Communication System

PAR: 0 dB

Medium parameters used: $f = 1880$ MHz; $\sigma = 1.494$ mho/m; $\epsilon_r = 51.549$; $\rho = 1000$ kg/m³

Phantom section: Flat Section

Measurement Standard: DASYS (IEEE/IEC/ANSI C63.19-2007)

DASY5 Configuration:

- Probe: ES3DV3 - SN3225; ConvF(4.88, 4.88, 4.88); Calibrated: 1/13/2011
- Sensor-Surface: 4mm (Mechanical Surface Detection)
- Electronics: DAE3 Sn473; Calibrated: 1/21/2011
- Phantom: SAM 2; Type: SAM 4.0; Serial: 1080
- Measurement SW: DASYS2, Version 52.6 (2); SEMCAD X Version 14.4.4 (2829)

Configuration/Touch position -/Area Scan (61x91x1): Measurement grid:

dx=15mm, dy=15mm

Maximum value of SAR (interpolated) = 0.593 mW/g

Configuration/Touch position -/Zoom Scan (5x5x7) (5x5x7)/Cube 0:

Measurement grid: dx=7.5mm, dy=7.5mm, dz=5mm

Reference Value = 10.721 V/m; Power Drift = -0.03 dB

Peak SAR (extrapolated) = 0.818 W/kg

SAR(1 g) = 0.544 mW/g; SAR(10 g) = 0.336 mW/g

Maximum value of SAR (measured) = 0.591 mW/g

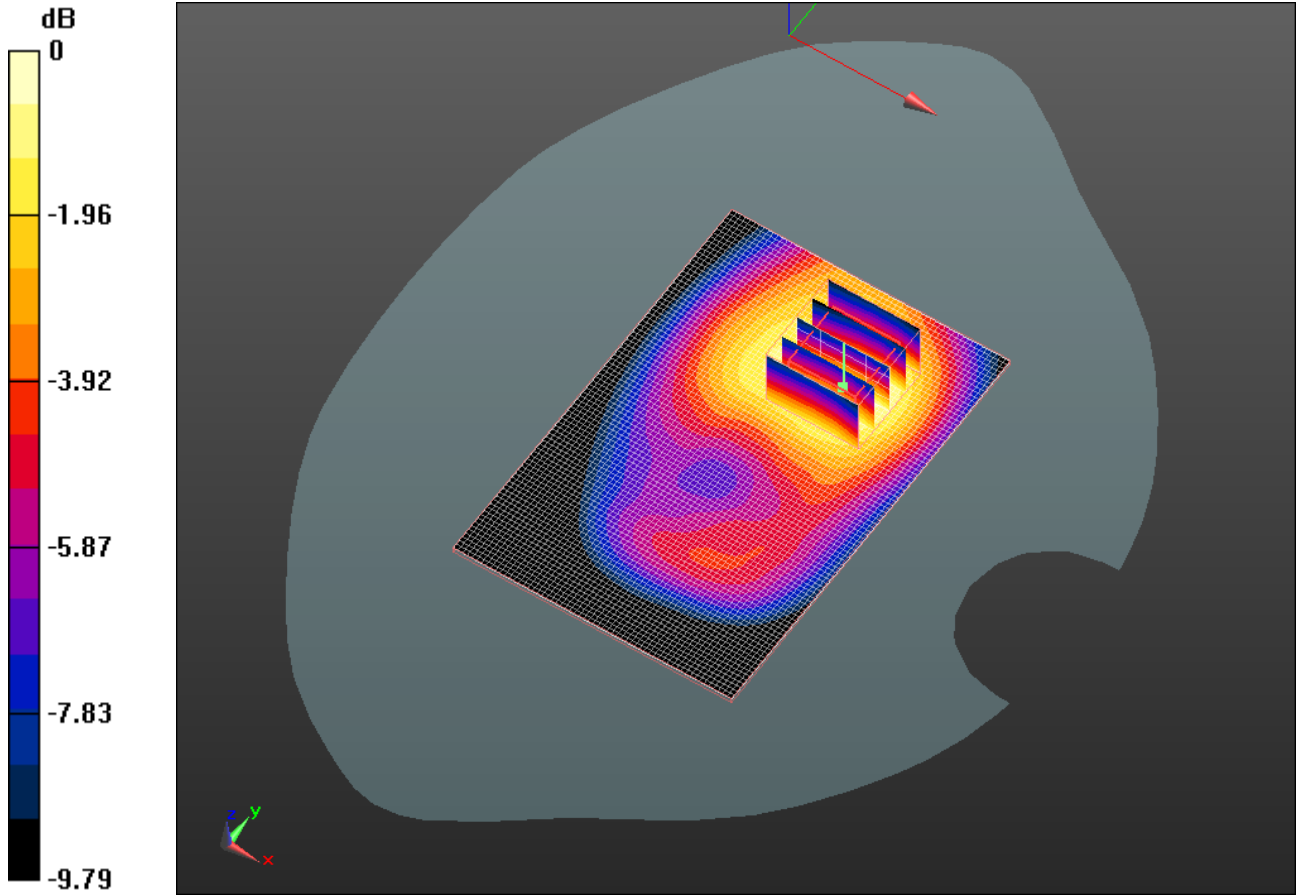
Author Data
Andrew Becker

Dates of Test
May 3 – July 26, 2011


Test Report No
RTS-2604-1107-06A

FCC ID:
L6ARDS40CW
L6ARDZ20CW

IC ID
2503A-RDS40CW
2503A-RDZ20CW



0 dB = 0.590mW/g

	Document Appendix C for the BlackBerry® Smartphone Model RDS41CW/RDZ21CW SAR Report			Page 30(63)
	Author Data Andrew Becker	Dates of Test May 3 – July 26, 2011	Test Report No RTS-2604-1107-06A	FCC ID: L6ARDS40CW L6ARDZ20CW

Date/Time: 5/4/2011 2:21:11 PM, Date/Time: 5/4/2011 2:28:02 PM

Test Laboratory: RIM Testing Services

Vertical_Holster_Front_CDMA1900_mid_chan_amb_temp_23.2_liq_tem p_22.2C

DUT: BlackBerry Smartphone; Type: Sample ; Serial: 32E4DBBB

Communication System: CDMA 1900; Frequency: 1880 MHz; Communication System
PAR: 0 dB

Medium parameters used: $f = 1880$ MHz; $\sigma = 1.494$ mho/m; $\epsilon_r = 51.549$; $\rho = 1000$ kg/m³

Phantom section: Flat Section

Measurement Standard: DASYS (IEEE/IEC/ANSI C63.19-2007)

DASY5 Configuration:

- Probe: ES3DV3 - SN3225; ConvF(4.88, 4.88, 4.88); Calibrated: 1/13/2011
- Sensor-Surface: 4mm (Mechanical Surface Detection)
- Electronics: DAE3 Sn473; Calibrated: 1/21/2011
- Phantom: SAM 2; Type: SAM 4.0; Serial: 1080
- Measurement SW: DASY52, Version 52.6 (2); SEMCAD X Version 14.4.4 (2829)

Configuration/Touch position -/Area Scan (61x91x1): Measurement grid:

$dx=15$ mm, $dy=15$ mm

Maximum value of SAR (interpolated) = 0.379 mW/g

Configuration/Touch position -/Zoom Scan (5x5x7) (5x5x7)/Cube 0:

Measurement grid: $dx=7.5$ mm, $dy=7.5$ mm, $dz=5$ mm

Reference Value = 7.609 V/m; Power Drift = 0.12 dB

Peak SAR (extrapolated) = 0.520 W/kg

SAR(1 g) = 0.349 mW/g; SAR(10 g) = 0.221 mW/g

Maximum value of SAR (measured) = 0.380 mW/g

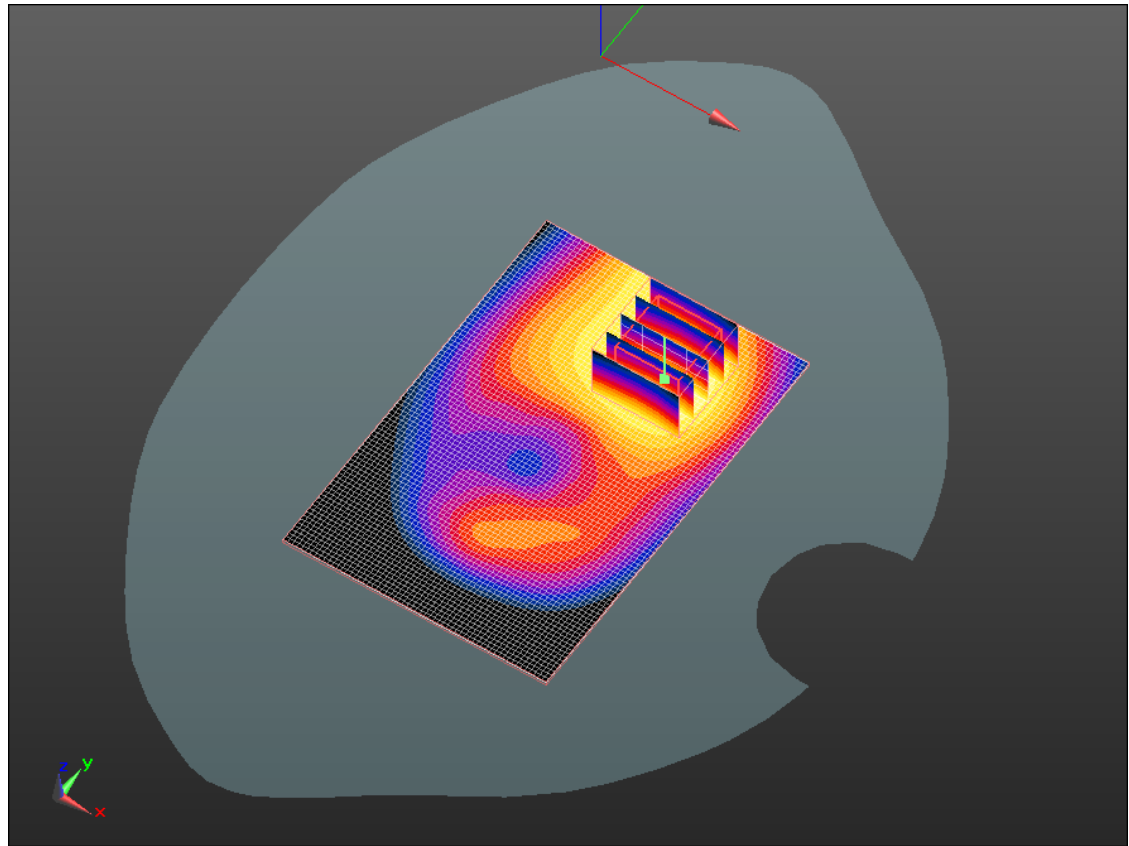
Author Data
Andrew Becker

Dates of Test
May 3 – July 26, 2011


Test Report No
RTS-2604-1107-06A

FCC ID:
L6ARDS40CW
L6ARDZ20CW

IC ID
2503A-RDS40CW
2503A-RDZ20CW



0 dB = 0.380mW/g

	Document Appendix C for the BlackBerry® Smartphone Model RDS41CW/RDZ21CW SAR Report			Page 32(63)
	Author Data Andrew Becker	Dates of Test May 3 – July 26, 2011	Test Report No RTS-2604-1107-06A	FCC ID: L6ARDS40CW L6ARDZ20CW

Date/Time: 5/4/2011 2:35:08 PM, Date/Time: 5/4/2011 2:44:27 PM

Test Laboratory: RIM Testing Services

15mm_Spacer_Front_Headset_CDMA1900_mid_chan_amb_temp_23.3 _liq_temp_22.4C

DUT: BlackBerry Smartphone; Type: Sample ; Serial: 32E4DBBB

Communication System: CDMA 1900; Frequency: 1880 MHz; Communication System
PAR: 0 dB

Medium parameters used: $f = 1880$ MHz; $\sigma = 1.494$ mho/m; $\epsilon_r = 51.549$; $\rho = 1000$ kg/m³

Phantom section: Flat Section

Measurement Standard: DASYS (IEEE/IEC/ANSI C63.19-2007)

DASY5 Configuration:

- Probe: ES3DV3 - SN3225; ConvF(4.88, 4.88, 4.88); Calibrated: 1/13/2011
- Sensor-Surface: 4mm (Mechanical Surface Detection)
- Electronics: DAE3 Sn473; Calibrated: 1/21/2011
- Phantom: SAM 2; Type: SAM 4.0; Serial: 1080
- Measurement SW: DASY52, Version 52.6 (2); SEMCAD X Version 14.4.4 (2829)

Configuration/Touch position -/Area Scan (61x91x1): Measurement grid:

$dx=15\text{mm}$, $dy=15\text{mm}$

Maximum value of SAR (interpolated) = 0.548 mW/g

Configuration/Touch position -/Zoom Scan (5x5x7) (5x5x7)/Cube 0:

Measurement grid: $dx=7.5\text{mm}$, $dy=7.5\text{mm}$, $dz=5\text{mm}$

Reference Value = 11.424 V/m; Power Drift = 0.06 dB

Peak SAR (extrapolated) = 0.756 W/kg

SAR(1 g) = 0.502 mW/g; SAR(10 g) = 0.308 mW/g

Maximum value of SAR (measured) = 0.550 mW/g


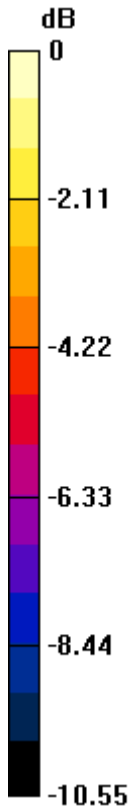
Author Data
Andrew Becker

Dates of Test
May 3 – July 26, 2011


Test Report No
RTS-2604-1107-06A

FCC ID:
L6ARDS40CW
L6ARDZ20CW

IC ID
2503A-RDS40CW
2503A-RDZ20CW



0 dB = 0.550mW/g

	Document Appendix C for the BlackBerry® Smartphone Model RDS41CW/RDZ21CW SAR Report			Page 34(63)
	Author Data Andrew Becker	Dates of Test May 3 – July 26, 2011	Test Report No RTS-2604-1107-06A	FCC ID: L6ARDS40CW L6ARDZ20CW

Date/Time: 6/24/2011 8:29:33 PM, Date/Time: 6/24/2011 8:36:26 PM

Test Laboratory: RIM Testing Services

**15mm_Spacer_Back_802.11b_high_chan_amb_temp_23.4_liq_temp_22
.3C**

DUT: BlackBerry Smartphone; Type: Sample ; Serial: 32EFD22F

Communication System: 802.11 b (2450); Communication System Band: 802.11 b;
Frequency: 2462 MHz; Communication System PAR: 0 dB
Medium parameters used (interpolated): $f = 2462$ MHz; $\sigma = 1.892$ mho/m; $\epsilon_r = 50.43$; $\rho = 1000$ kg/m³
Phantom section: Flat Section
Measurement Standard: DASYS (IEEE/IEC/ANSI C63.19-2007)

DASY5 Configuration:

- Probe: ES3DV3 - SN3225; ConvF(4.43, 4.43, 4.43); Calibrated: 1/13/2011
- Sensor-Surface: 4mm (Mechanical Surface Detection)
- Electronics: DAE3 Sn472; Calibrated: 3/7/2011
- Phantom: SAM 2; Type: SAM 4.0; Serial: 1080
- Measurement SW: DASY52, Version 52.6 (2); SEMCAD X Version 14.4.4 (2829)

Configuration/Touch position -/Area Scan (61x91x1): Measurement grid:
dx=15mm, dy=15mm

[Info: Interpolated medium parameters used for SAR evaluation.](#)

Maximum value of SAR (interpolated) = 0.074 mW/g

Configuration/Touch position -/Zoom Scan (5x5x7) (5x5x7)/Cube 0:

Measurement grid: dx=7.5mm, dy=7.5mm, dz=5mm
Reference Value = 4.137 V/m; Power Drift = 0.47 dB
Peak SAR (extrapolated) = 0.132 W/kg
SAR(1 g) = 0.068 mW/g; SAR(10 g) = 0.035 mW/g

[Info: Interpolated medium parameters used for SAR evaluation.](#)

Maximum value of SAR (measured) = 0.074 mW/g

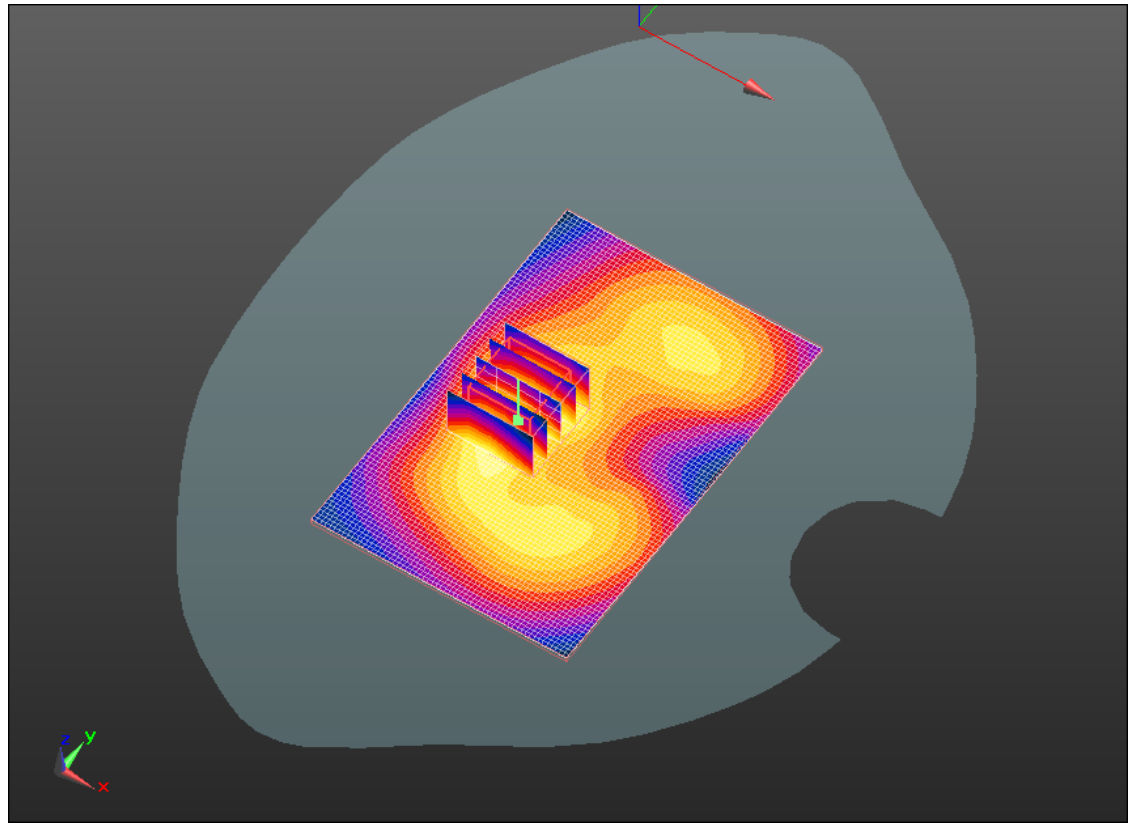
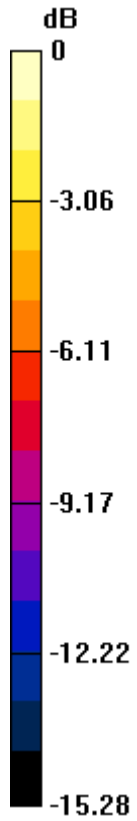
Author Data
Andrew Becker

Dates of Test
May 3 – July 26, 2011


Test Report No
RTS-2604-1107-06A

FCC ID:
L6ARDS40CW
L6ARDZ20CW

IC ID
2503A-RDS40CW
2503A-RDZ20CW



0 dB = 0.070mW/g

	Document Appendix C for the BlackBerry® Smartphone Model RDS41CW/RDZ21CW SAR Report			Page 36(63)
	Author Data Andrew Becker	Dates of Test May 3 – July 26, 2011	Test Report No RTS-2604-1107-06A	FCC ID: L6ARDS40CW L6ARDZ20CW

Date/Time: 6/24/2011 8:42:58 PM, Date/Time: 6/24/2011 8:49:51 PM

Test Laboratory: RIM Testing Services

**15mm_Spacer_Front_802.11b_high_chan_amb_temp_23.3_liq_temp_22
.2C**

DUT: BlackBerry Smartphone; Type: Sample ; Serial: 32EFD22F

Communication System: 802.11 b (2450); Communication System Band: 802.11 b;
Frequency: 2462 MHz; Communication System PAR: 0 dB
Medium parameters used (interpolated): $f = 2462$ MHz; $\sigma = 1.892$ mho/m; $\epsilon_r = 50.43$; $\rho = 1000$ kg/m³
Phantom section: Flat Section
Measurement Standard: DASYS (IEEE/IEC/ANSI C63.19-2007)

DASY5 Configuration:

- Probe: ES3DV3 - SN3225; ConvF(4.43, 4.43, 4.43); Calibrated: 1/13/2011
- Sensor-Surface: 4mm (Mechanical Surface Detection)
- Electronics: DAE3 Sn472; Calibrated: 3/7/2011
- Phantom: SAM 2; Type: SAM 4.0; Serial: 1080
- Measurement SW: DASY52, Version 52.6 (2); SEMCAD X Version 14.4.4 (2829)

Configuration/Touch position -/Area Scan (61x91x1): Measurement grid:
dx=15mm, dy=15mm

[Info: Interpolated medium parameters used for SAR evaluation.](#)

Maximum value of SAR (interpolated) = 0.018 mW/g

Configuration/Touch position -/Zoom Scan (5x5x7) (5x5x7)/Cube 0:

Measurement grid: dx=7.5mm, dy=7.5mm, dz=5mm

Reference Value = 1.064 V/m; Power Drift = 0.45 dB

Peak SAR (extrapolated) = 0.029 W/kg

SAR(1 g) = 0.016 mW/g; SAR(10 g) = 0.00898 mW/g

[Info: Interpolated medium parameters used for SAR evaluation.](#)

Maximum value of SAR (measured) = 0.017 mW/g


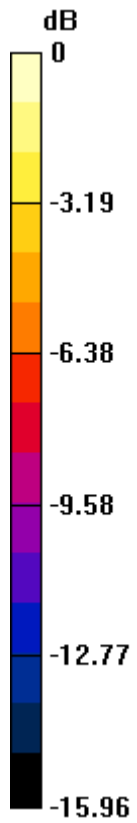
Author Data
Andrew Becker

Dates of Test
May 3 – July 26, 2011


Test Report No
RTS-2604-1107-06A

FCC ID:
L6ARDS40CW
L6ARDZ20CW

IC ID
2503A-RDS40CW
2503A-RDZ20CW



0 dB = 0.020mW/g

	Document Appendix C for the BlackBerry® Smartphone Model RDS41CW/RDZ21CW SAR Report			Page 38(63)
	Author Data Andrew Becker	Dates of Test May 3 – July 26, 2011	Test Report No RTS-2604-1107-06A	FCC ID: L6ARDS40CW L6ARDZ20CW

Date/Time: 6/24/2011 8:56:44 PM, Date/Time: 6/24/2011 9:03:35 PM

Test Laboratory: RIM Testing Services

Vertical_Holster_Back_802.11b_high_chan_amb_temp_23.2_liq_temp_2 2.1C

DUT: BlackBerry Smartphone; Type: Sample ; Serial: 32EFD22F

Communication System: 802.11 b (2450); Communication System Band: 802.11 b;
Frequency: 2462 MHz; Communication System PAR: 0 dB
Medium parameters used (interpolated): $f = 2462$ MHz; $\sigma = 1.892$ mho/m; $\epsilon_r = 50.43$; $\rho = 1000$ kg/m³
Phantom section: Flat Section
Measurement Standard: DASYS (IEEE/IEC/ANSI C63.19-2007)

DASY5 Configuration:

- Probe: ES3DV3 - SN3225; ConvF(4.43, 4.43, 4.43); Calibrated: 1/13/2011
- Sensor-Surface: 4mm (Mechanical Surface Detection)
- Electronics: DAE3 Sn472; Calibrated: 3/7/2011
- Phantom: SAM 2; Type: SAM 4.0; Serial: 1080
- Measurement SW: DASY52, Version 52.6 (2); SEMCAD X Version 14.4.4 (2829)

Configuration/Touch position -/Area Scan (61x91x1): Measurement grid:
dx=15mm, dy=15mm

[Info: Interpolated medium parameters used for SAR evaluation.](#)

Maximum value of SAR (interpolated) = 0.044 mW/g

Configuration/Touch position -/Zoom Scan (5x5x7) (5x5x7)/Cube 0:

Measurement grid: dx=7.5mm, dy=7.5mm, dz=5mm
Reference Value = 3.366 V/m; Power Drift = 0.08 dB
Peak SAR (extrapolated) = 0.075 W/kg
SAR(1 g) = 0.040 mW/g; SAR(10 g) = 0.022 mW/g

[Info: Interpolated medium parameters used for SAR evaluation.](#)

Maximum value of SAR (measured) = 0.043 mW/g


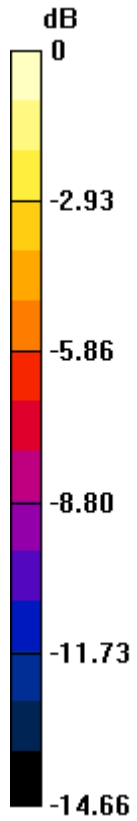
Author Data
Andrew Becker

Dates of Test
May 3 – July 26, 2011


Test Report No
RTS-2604-1107-06A

FCC ID:
L6ARDS40CW
L6ARDZ20CW

IC ID
2503A-RDS40CW
2503A-RDZ20CW



0 dB = 0.040mW/g

	Document Appendix C for the BlackBerry® Smartphone Model RDS41CW/RDZ21CW SAR Report			Page 40(63)
	Author Data Andrew Becker	Dates of Test May 3 – July 26, 2011	Test Report No RTS-2604-1107-06A	FCC ID: L6ARDS40CW L6ARDZ20CW

Date/Time: 6/24/2011 9:09:53 PM, Date/Time: 6/24/2011 9:16:45 PM

Test Laboratory: RIM Testing Services

**15mm_Spacer_Back_Headset_802.11b_high_chan_amb_temp_23.2_liq
_temp_22.1C**

DUT: BlackBerry Smartphone; Type: Sample ; Serial: 32EFD22F

Communication System: 802.11 b (2450); Communication System Band: 802.11 b;
Frequency: 2462 MHz; Communication System PAR: 0 dB
Medium parameters used (interpolated): $f = 2462$ MHz; $\sigma = 1.892$ mho/m; $\epsilon_r = 50.43$; $\rho = 1000$ kg/m³
Phantom section: Flat Section
Measurement Standard: DASYS (IEEE/IEC/ANSI C63.19-2007)

DASY5 Configuration:

- Probe: ES3DV3 - SN3225; ConvF(4.43, 4.43, 4.43); Calibrated: 1/13/2011
- Sensor-Surface: 4mm (Mechanical Surface Detection)
- Electronics: DAE3 Sn472; Calibrated: 3/7/2011
- Phantom: SAM 2; Type: SAM 4.0; Serial: 1080
- Measurement SW: DASY52, Version 52.6 (2); SEMCAD X Version 14.4.4 (2829)

Configuration/Touch position -/Area Scan (61x91x1): Measurement grid:
dx=15mm, dy=15mm

[Info: Interpolated medium parameters used for SAR evaluation.](#)

Maximum value of SAR (interpolated) = 0.067 mW/g

Configuration/Touch position -/Zoom Scan (5x5x7) (5x5x7)/Cube 0:

Measurement grid: dx=7.5mm, dy=7.5mm, dz=5mm
Reference Value = 4.188 V/m; Power Drift = -0.21 dB
Peak SAR (extrapolated) = 0.133 W/kg
SAR(1 g) = 0.067 mW/g; SAR(10 g) = 0.034 mW/g

[Info: Interpolated medium parameters used for SAR evaluation.](#)

Maximum value of SAR (measured) = 0.074 mW/g

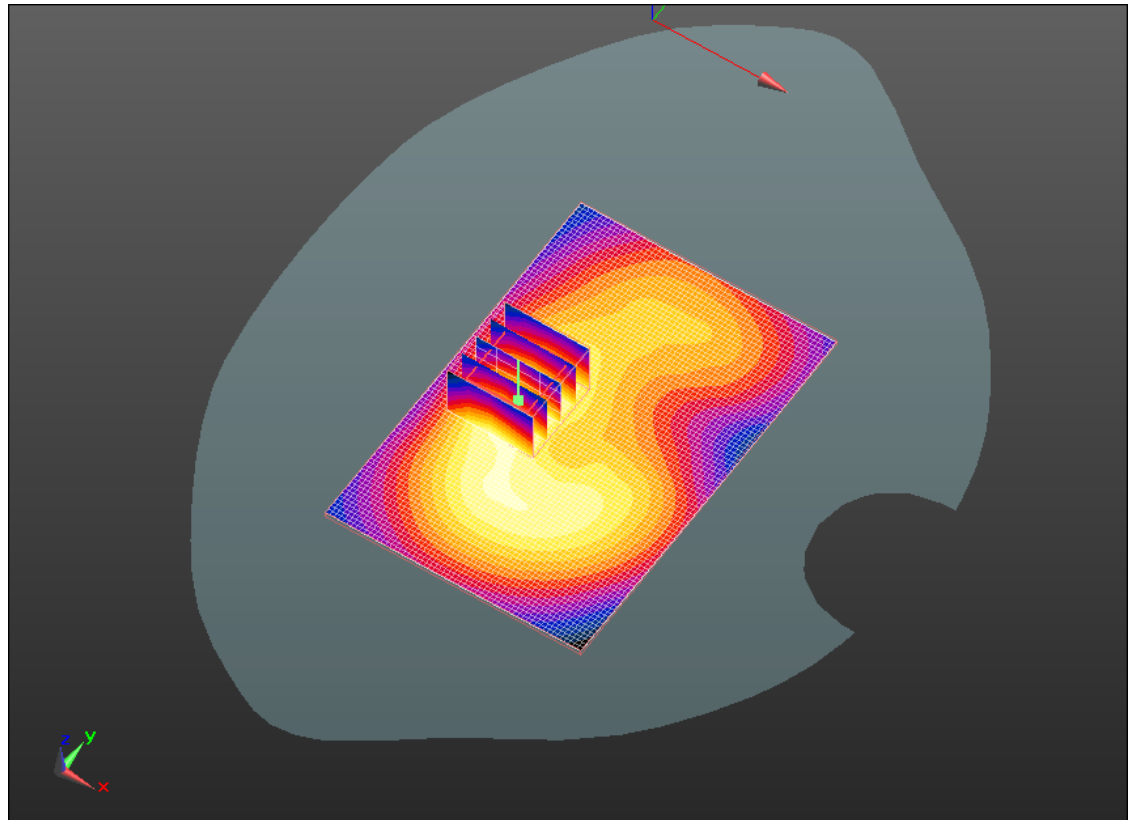
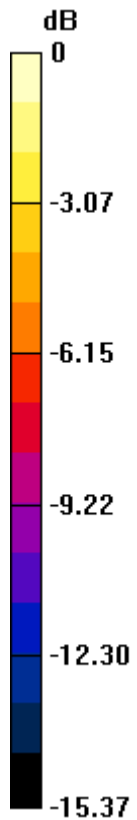
Author Data
Andrew Becker

Dates of Test
May 3 – July 26, 2011


Test Report No
RTS-2604-1107-06A

FCC ID:
L6ARDS40CW
L6ARDZ20CW

IC ID
2503A-RDS40CW
2503A-RDZ20CW



0 dB = 0.070mW/g

	Document Appendix C for the BlackBerry® Smartphone Model RDS41CW/RDZ21CW SAR Report			Page 42(63)
	Author Data Andrew Becker	Dates of Test May 3 – July 26, 2011	Test Report No RTS-2604-1107-06A	FCC ID: L6ARDS40CW L6ARDZ20CW

Date/Time: 6/15/2011 9:34:46 PM, Date/Time: 6/15/2011 9:41:39 PM

Test Laboratory: RIM Testing Services

15mm_Spacer_Back_Bluetooth_mid_chan_amb_temp_23.7_liq_temp_2 2.2C

DUT: BlackBerry Smartphone; Type: Sample ; Serial: 32EFD22F

Communication System: Bluetooth; Frequency: 2441 MHz; Communication System
PAR: 0 dB

Medium parameters used (interpolated): $f = 2441$ MHz; $\sigma = 2.021$ mho/m; $\epsilon_r = 50.158$; $\rho = 1000$ kg/m³

Phantom section: Flat Section

Measurement Standard: DASYS (IEEE/IEC/ANSI C63.19-2007)

DASY5 Configuration:

- Probe: ES3DV3 - SN3225; ConvF(4.43, 4.43, 4.43); Calibrated: 1/13/2011
- Sensor-Surface: 4mm (Mechanical Surface Detection)
- Electronics: DAE3 Sn472; Calibrated: 3/7/2011
- Phantom: SAM 2; Type: SAM 4.0; Serial: 1080
- Measurement SW: DASYS2, Version 52.6 (2); SEMCAD X Version 14.4.4 (2829)

Configuration/Touch position -/Area Scan (61x91x1): Measurement grid:
dx=15mm, dy=15mm

[Info: Interpolated medium parameters used for SAR evaluation.](#)

Maximum value of SAR (interpolated) = 0.00278 mW/g

Configuration/Touch position -/Zoom Scan (5x5x7) (7x6x7)/Cube 0:

Measurement grid: dx=7.5mm, dy=7.5mm, dz=5mm

Reference Value = 1.016 V/m; Power Drift = 2.58 dB

Peak SAR (extrapolated) = 0.00603 W/kg

SAR(1 g) = 0.00159 mW/g; SAR(10 g) = 0.000801 mW/g

[Info: Interpolated medium parameters used for SAR evaluation.](#)

Maximum value of SAR (measured) = 0.00179 mW/g


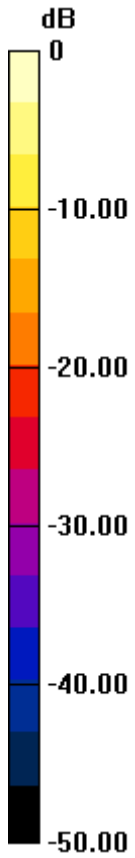
Author Data
Andrew Becker

Dates of Test
May 3 – July 26, 2011


Test Report No
RTS-2604-1107-06A

FCC ID:
L6ARDS40CW
L6ARDZ20CW

IC ID
2503A-RDS40CW
2503A-RDZ20CW



0 dB = 0.0018mW/g

	Document Appendix C for the BlackBerry® Smartphone Model RDS41CW/RDZ21CW SAR Report			Page 44(63)
	Author Data Andrew Becker	Dates of Test May 3 – July 26, 2011	Test Report No RTS-2604-1107-06A	FCC ID: L6ARDS40CW L6ARDZ20CW

Date/Time: 6/15/2011 9:51:25 PM, Date/Time: 6/15/2011 9:58:15 PM

Test Laboratory: RIM Testing Services

Vertical_Holster_Back_Bluetooth_mid_chan_amb_temp_23.7_liq_temp_22.2C

DUT: BlackBerry Smartphone; Type: Sample ; Serial: 32EFD22F

Communication System: Bluetooth; Frequency: 2441 MHz; Communication System

PAR: 0 dB

Medium parameters used (interpolated): $f = 2441$ MHz; $\sigma = 2.021$ mho/m; $\epsilon_r = 50.158$; $\rho = 1000$ kg/m³

Phantom section: Flat Section

Measurement Standard: DASYS (IEEE/IEC/ANSI C63.19-2007)

DASY5 Configuration:

- Probe: ES3DV3 - SN3225; ConvF(4.43, 4.43, 4.43); Calibrated: 1/13/2011
- Sensor-Surface: 4mm (Mechanical Surface Detection)
- Electronics: DAE3 Sn472; Calibrated: 3/7/2011
- Phantom: SAM 2; Type: SAM 4.0; Serial: 1080
- Measurement SW: DASYS2, Version 52.6 (2); SEMCAD X Version 14.4.4 (2829)

Configuration/Touch position -/Area Scan (61x91x1): Measurement grid: dx=15mm, dy=15mm

[Info: Interpolated medium parameters used for SAR evaluation.](#)

Maximum value of SAR (interpolated) = 0.00325 mW/g

Configuration/Touch position -/Zoom Scan (5x5x7) (7x6x7)/Cube 0:

Measurement grid: dx=7.5mm, dy=7.5mm, dz=5mm

Reference Value = 1.225 V/m; Power Drift = 0.08 dB

Peak SAR (extrapolated) = 0.00479 W/kg

SAR(1 g) = 0.00145 mW/g; SAR(10 g) = 0.000831 mW/g

[Info: Interpolated medium parameters used for SAR evaluation.](#)

Maximum value of SAR (measured) = 0.00199 mW/g

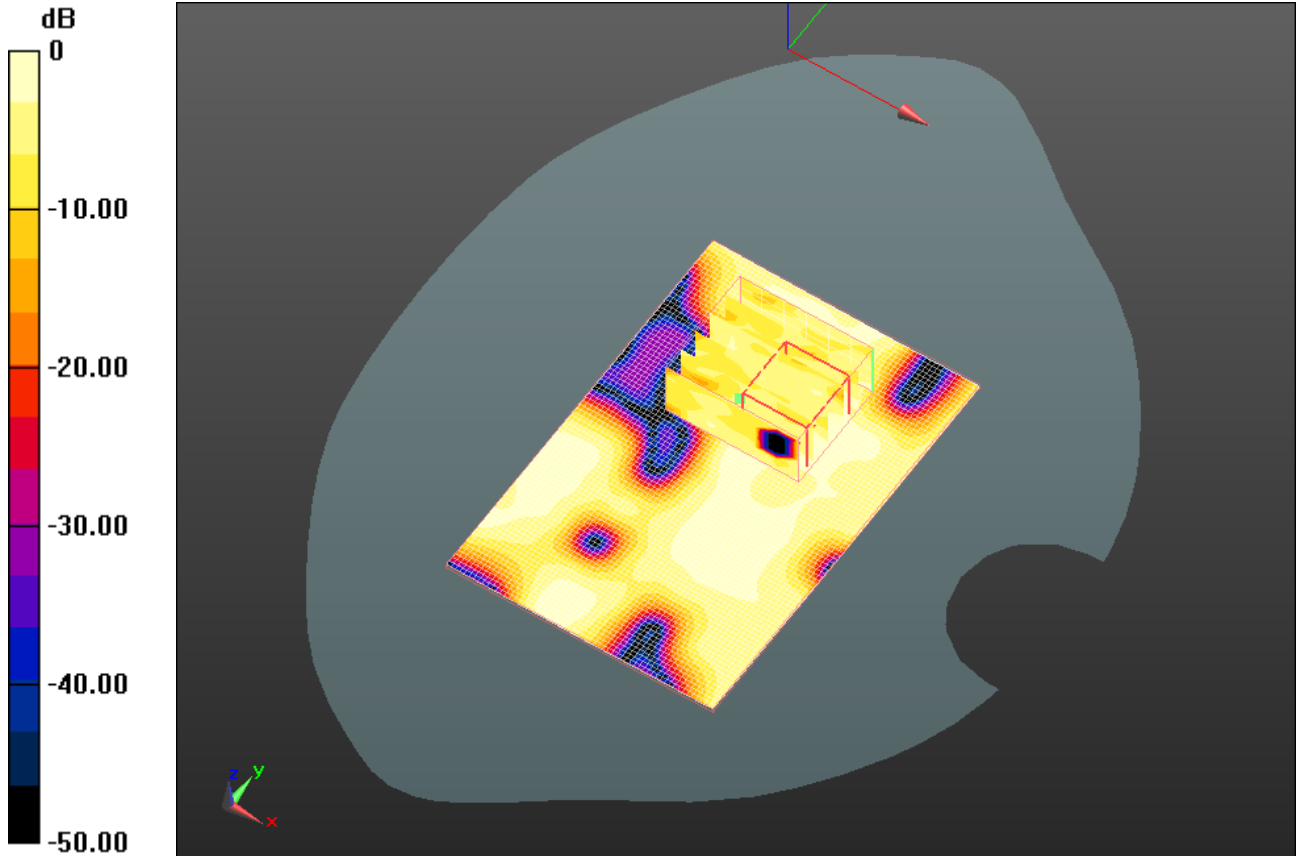
Author Data
Andrew Becker

Dates of Test
May 3 – July 26, 2011


Test Report No
RTS-2604-1107-06A

FCC ID:
L6ARDS40CW
L6ARDZ20CW

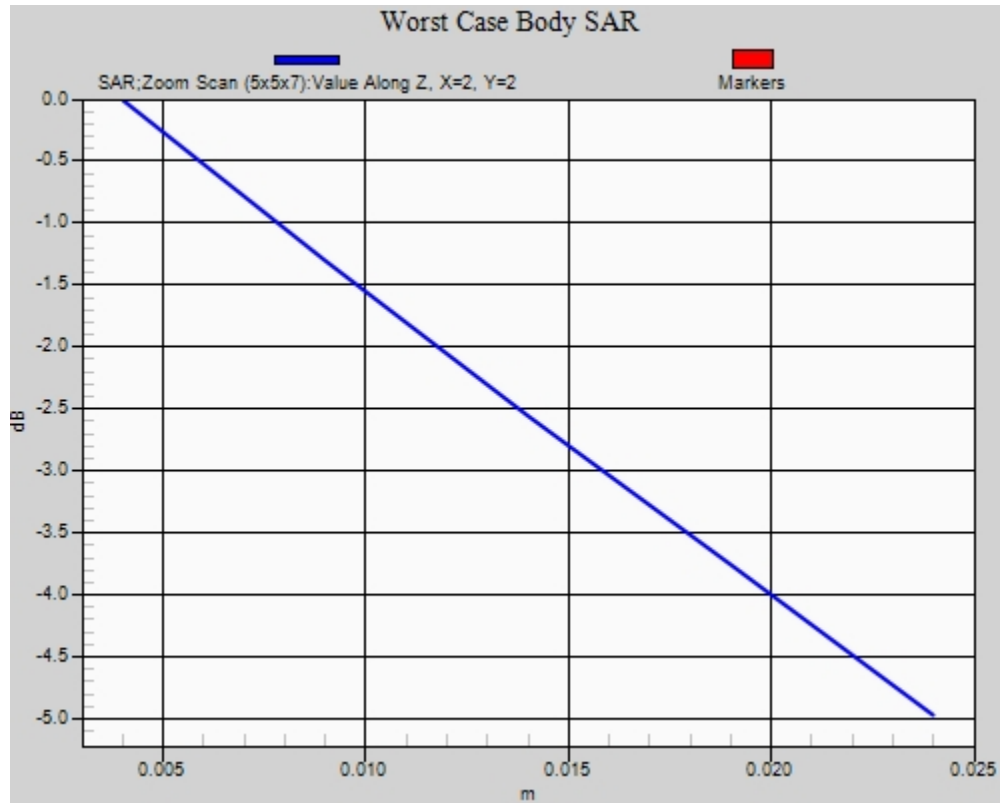
IC ID
2503A-RDS40CW
2503A-RDZ20CW




0 dB = 0.002mW/g

	Document Appendix C for the BlackBerry® Smartphone Model RDS41CW/RDZ21CW SAR Report			Page 46(63)
	Author Data Andrew Becker	Dates of Test May 3 – July 26, 2011	Test Report No RTS-2604-1107-06A	FCC ID: L6ARDS40CW L6ARDZ20CW

Z axis plot for the worst case body configuration:



	Document Appendix C for the BlackBerry® Smartphone Model RDS41CW/RDZ21CW SAR Report			Page 47(63)
	Author Data Andrew Becker	Dates of Test May 3 – July 26, 2011	Test Report No RTS-2604-1107-06A	FCC ID: L6ARDS40CW L6ARDZ20CW

Date/Time: 7/26/2011 12:41:59 PM, Date/Time: 7/26/2011 12:48:54 PM

Test Laboratory: RIM Testing Services

15mm_Spacer_Back_CDMA850_mid_chan_amb_temp_23.4_liq_temp_2

2.3C

DUT: BlackBerry Smartphone; Type: Sample ; Serial: 32F66A09

Communication System: CDMA 850; Frequency: 836.52 MHz; Duty Cycle: 1:1
Medium parameters used (interpolated): $f = 836.52$ MHz; $\sigma = 0.999$ mho/m; $\epsilon_r = 54.919$;
 $\rho = 1000$ kg/m³
Phantom section: Flat Section
Measurement Standard: DASYS (IEEE/IEC/ANSI C63.19-2007)

DASY4 Configuration:

- Probe: ES3DV3 - SN3225; ConvF(6.3, 6.3, 6.3); Calibrated: 1/13/2011
- Sensor-Surface: 4mm (Mechanical Surface Detection)
- Electronics: DAE3 Sn472; Calibrated: 3/7/2011
- Phantom: SAM 2; Type: SAM 4.0; Serial: 1080
- ; SEMCAD X Version 14.4.4 (2829)

Configuration/Touch position -/Area Scan (61x91x1): Measurement grid:
dx=15mm, dy=15mm

[Info: Interpolated medium parameters used for SAR evaluation.](#)

Maximum value of SAR (interpolated) = 0.733 mW/g

Configuration/Touch position -/Zoom Scan (5x5x7) (5x5x7)/Cube 0:

Measurement grid: dx=7.5mm, dy=7.5mm, dz=5mm
Reference Value = 25.334 V/m; Power Drift = -0.0065 dB
Peak SAR (extrapolated) = 0.907 W/kg
SAR(1 g) = 0.696 mW/g; SAR(10 g) = 0.505 mW/g

[Info: Interpolated medium parameters used for SAR evaluation.](#)

Maximum value of SAR (measured) = 0.744 mW/g

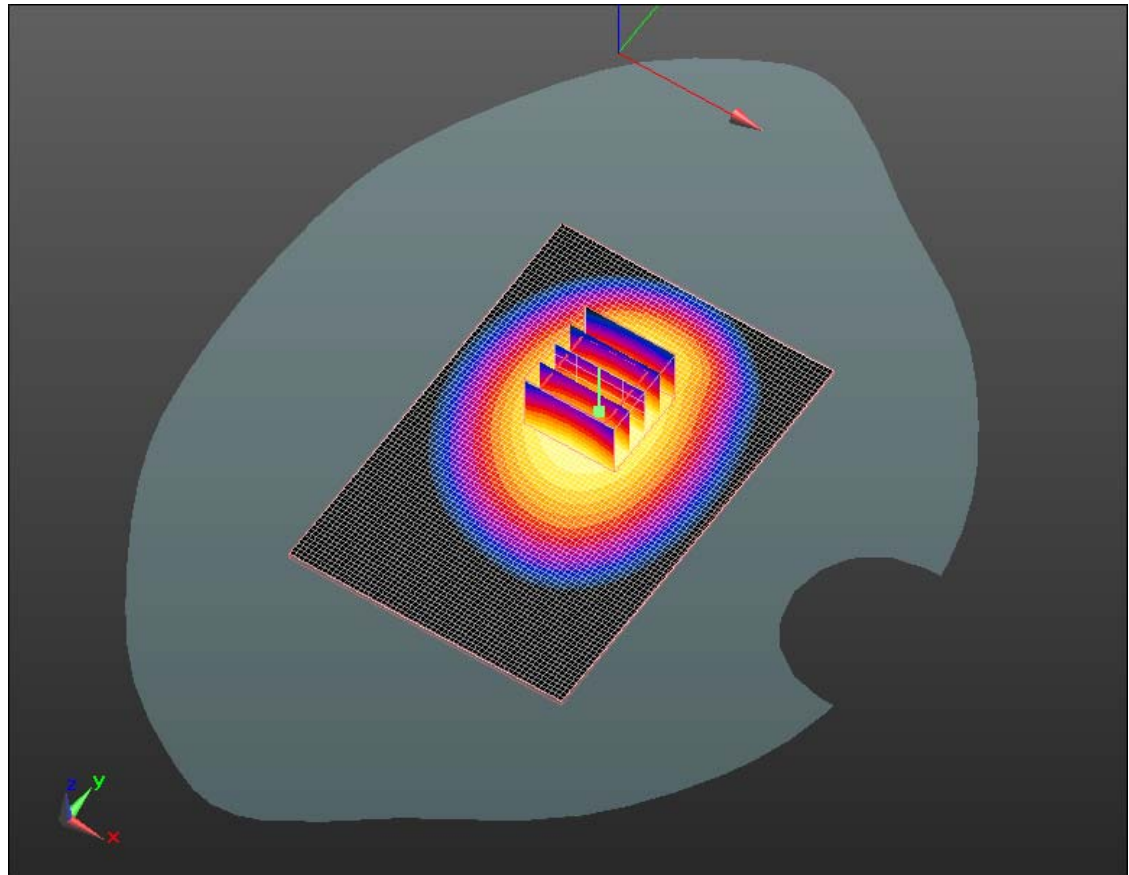
Author Data
Andrew Becker

Dates of Test
May 3 – July 26, 2011


Test Report No
RTS-2604-1107-06A

FCC ID:
L6ARDS40CW
L6ARDZ20CW

IC ID
2503A-RDS40CW
2503A-RDZ20CW



0 dB = 0.740mW/g

	Document Appendix C for the BlackBerry® Smartphone Model RDS41CW/RDZ21CW SAR Report			Page 49(63)
	Author Data Andrew Becker	Dates of Test May 3 – July 26, 2011	Test Report No RTS-2604-1107-06A	FCC ID: L6ARDS40CW L6ARDZ20CW

Date/Time: 7/26/2011 1:39:24 PM, Date/Time: 7/26/2011 1:46:22 PM

Test Laboratory: RIM Testing Services

15mm_Spacer_Front_CDMA850_mid_chan_amb_temp_23.5_liq_temp_22.4C

DUT: BlackBerry Smartphone; Type: Sample ; Serial: 32F66A09

Communication System: CDMA 850; Communication System Band: CDMA 2000
Cellular; Frequency: 836.52 MHz; Communication System PAR: 0 dB
Medium parameters used (interpolated): $f = 836.52$ MHz; $\sigma = 0.999$ mho/m; $\epsilon_r = 54.919$;
 $\rho = 1000$ kg/m³
Phantom section: Flat Section
Measurement Standard: DASY5 (IEEE/IEC/ANSI C63.19-2007)

DASY5 Configuration:

- Probe: ES3DV3 - SN3225; ConvF(6.3, 6.3, 6.3); Calibrated: 1/13/2011
- Sensor-Surface: 4mm (Mechanical Surface Detection)
- Electronics: DAE3 Sn472; Calibrated: 3/7/2011
- Phantom: SAM 2; Type: SAM 4.0; Serial: 1080
- Measurement SW: DASY52, Version 52.6 (2); SEMCAD X Version 14.4.4 (2829)


Configuration/Touch position -/Area Scan (61x91x1): Measurement grid:
dx=15mm, dy=15mm

[Info: Interpolated medium parameters used for SAR evaluation.](#)

Maximum value of SAR (interpolated) = 0.507 mW/g


Configuration/Touch position -/Zoom Scan (5x5x7) (6x6x7)/Cube 0:

Measurement grid: dx=7.5mm, dy=7.5mm, dz=5mm
Reference Value = 20.382 V/m; Power Drift = -0.04 dB
Peak SAR (extrapolated) = 0.623 W/kg
SAR(1 g) = 0.477 mW/g; SAR(10 g) = 0.350 mW/g


	Document Appendix C for the BlackBerry® Smartphone Model RDS41CW/RDZ21CW SAR Report			Page 50(63)
	Author Data Andrew Becker	Dates of Test May 3 – July 26, 2011	Test Report No RTS-2604-1107-06A	FCC ID: L6ARDS40CW L6ARDZ20CW

Info: Interpolated medium parameters used for SAR evaluation.

Maximum value of SAR (measured) = 0.507 mW/g



0 dB = 0.510mW/g

	Document Appendix C for the BlackBerry® Smartphone Model RDS41CW/RDZ21CW SAR Report			Page 51(63)
	Author Data Andrew Becker	Dates of Test May 3 – July 26, 2011	Test Report No RTS-2604-1107-06A	FCC ID: L6ARDS40CW L6ARDZ20CW

Date/Time: 7/26/2011 1:23:43 PM, Date/Time: 7/26/2011 1:30:38 PM

Test Laboratory: RIM Testing Services

Vertical_Holster_Back_CDMA850_mid_chan_amb_temp_23.2_liq_temp_22.2C

DUT: BlackBerry Smartphone; Type: Sample ; Serial: 32F66A09

Communication System: CDMA 850; Frequency: 836.52 MHz; Duty Cycle: 1:1
Medium parameters used (interpolated): $f = 836.52$ MHz; $\sigma = 0.999$ mho/m; $\epsilon_r = 54.919$;
 $\rho = 1000$ kg/m³
Phantom section: Flat Section
Measurement Standard: DASYS (IEEE/IEC/ANSI C63.19-2007)

DASY4 Configuration:

- Probe: ES3DV3 - SN3225; ConvF(6.3, 6.3, 6.3); Calibrated: 1/13/2011
- Sensor-Surface: 4mm (Mechanical Surface Detection)
- Electronics: DAE3 Sn472; Calibrated: 3/7/2011
- Phantom: SAM 2; Type: SAM 4.0; Serial: 1080
- ; SEMCAD X Version 14.4.4 (2829)

Configuration/Touch position -/Area Scan (61x91x1): Measurement grid:
dx=15mm, dy=15mm

[Info: Interpolated medium parameters used for SAR evaluation.](#)

Maximum value of SAR (interpolated) = 0.480 mW/g

Configuration/Touch position -/Zoom Scan (5x5x7) (5x5x7)/Cube 0:

Measurement grid: dx=7.5mm, dy=7.5mm, dz=5mm
Reference Value = 21.932 V/m; Power Drift = 0.04 dB
Peak SAR (extrapolated) = 0.571 W/kg
SAR(1 g) = 0.454 mW/g; SAR(10 g) = 0.336 mW/g

[Info: Interpolated medium parameters used for SAR evaluation.](#)

Maximum value of SAR (measured) = 0.480 mW/g

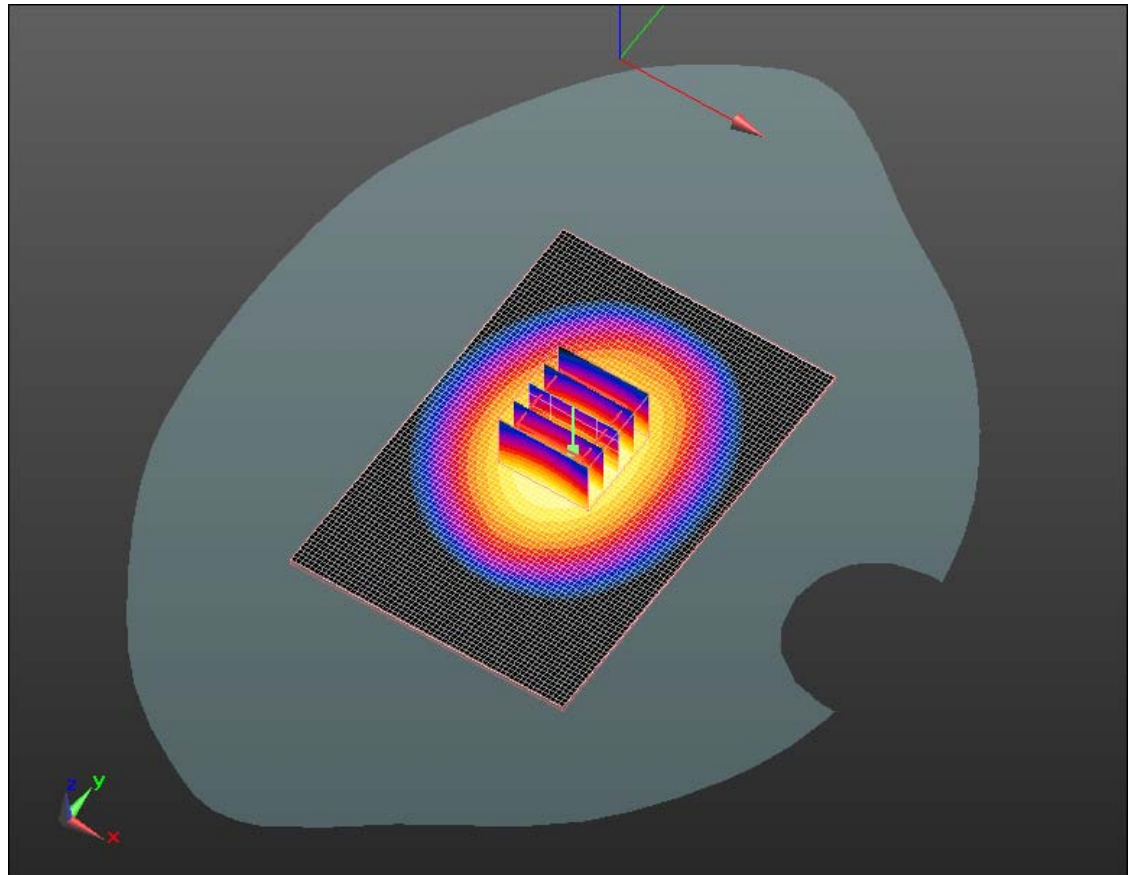
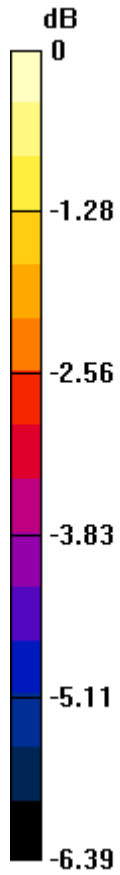
Author Data
Andrew Becker

Dates of Test
May 3 – July 26, 2011


Test Report No
RTS-2604-1107-06A

FCC ID:
L6ARDS40CW
L6ARDZ20CW

IC ID
2503A-RDS40CW
2503A-RDZ20CW



0 dB = 0.480mW/g

	Document Appendix C for the BlackBerry® Smartphone Model RDS41CW/RDZ21CW SAR Report			Page 53(63)
	Author Data Andrew Becker	Dates of Test May 3 – July 26, 2011	Test Report No RTS-2604-1107-06A	FCC ID: L6ARDS40CW L6ARDZ20CW

Date/Time: 7/26/2011 12:57:10 PM, Date/Time: 7/26/2011 1:04:05 PM

Test Laboratory: RIM Testing Services

15mm_Spacer_Back_HS_CDMA850_mid_chan_amb_temp_23.4_liq_temp_22.3C

DUT: BlackBerry Smartphone; Type: Sample ; Serial: 32F66A09

Communication System: CDMA 850; Frequency: 836.52 MHz; Duty Cycle: 1:1
Medium parameters used (interpolated): $f = 836.52$ MHz; $\sigma = 0.999$ mho/m; $\epsilon_r = 54.919$;
 $\rho = 1000$ kg/m³
Phantom section: Flat Section
Measurement Standard: DASYS (IEEE/IEC/ANSI C63.19-2007)

DASY4 Configuration:

- Probe: ES3DV3 - SN3225; ConvF(6.3, 6.3, 6.3); Calibrated: 1/13/2011
- Sensor-Surface: 4mm (Mechanical Surface Detection)
- Electronics: DAE3 Sn472; Calibrated: 3/7/2011
- Phantom: SAM 2; Type: SAM 4.0; Serial: 1080
- ; SEMCAD X Version 14.4.4 (2829)

Configuration/Touch position -/Area Scan (61x91x1): Measurement grid:
dx=15mm, dy=15mm

[Info: Interpolated medium parameters used for SAR evaluation.](#)

Maximum value of SAR (interpolated) = 0.622 mW/g

Configuration/Touch position -/Zoom Scan (5x5x7) (5x5x7)/Cube 0:

Measurement grid: dx=7.5mm, dy=7.5mm, dz=5mm

Reference Value = 22.707 V/m; Power Drift = 0.0057 dB

Peak SAR (extrapolated) = 0.776 W/kg

SAR(1 g) = 0.590 mW/g; SAR(10 g) = 0.424 mW/g

[Info: Interpolated medium parameters used for SAR evaluation.](#)

Maximum value of SAR (measured) = 0.633 mW/g

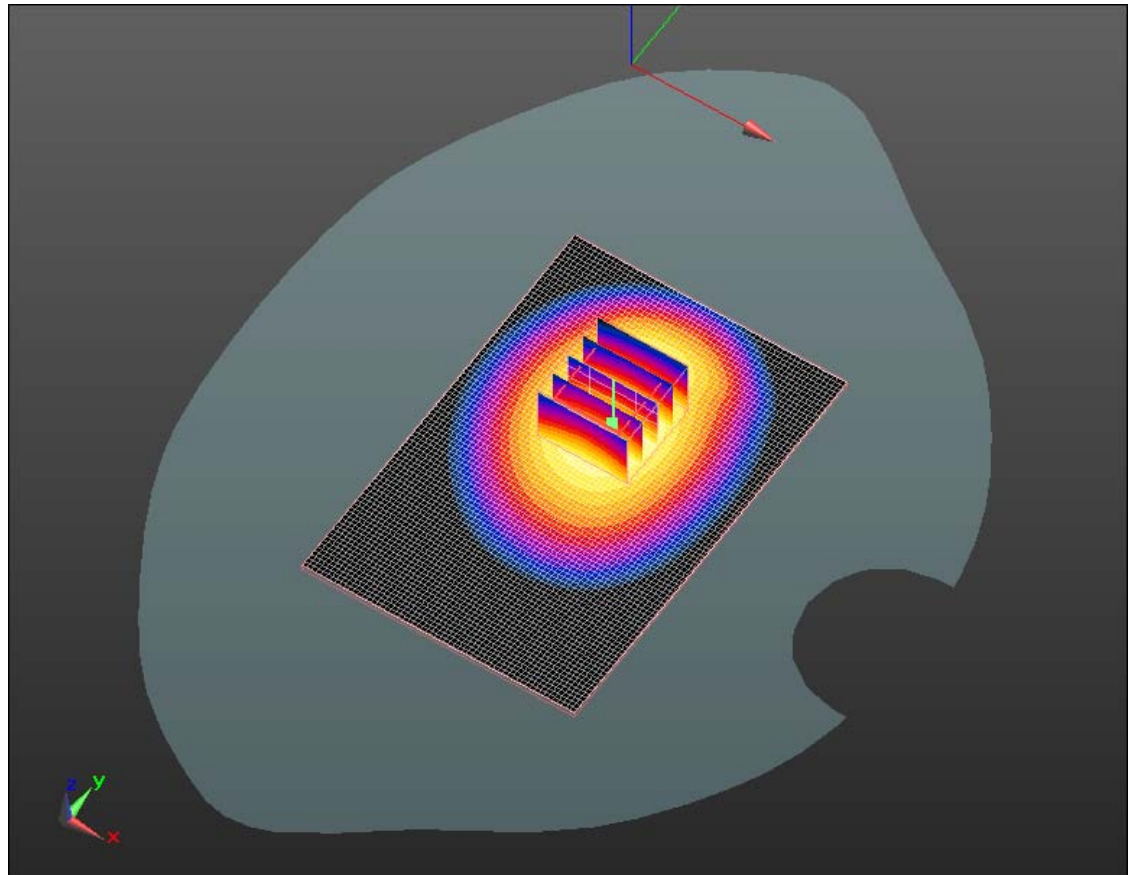
Author Data
Andrew Becker

Dates of Test
May 3 – July 26, 2011


Test Report No
RTS-2604-1107-06A

FCC ID:
L6ARDS40CW
L6ARDZ20CW

IC ID
2503A-RDS40CW
2503A-RDZ20CW



0 dB = 0.630mW/g

	Document Appendix C for the BlackBerry® Smartphone Model RDS41CW/RDZ21CW SAR Report			Page 55(63)
	Author Data Andrew Becker	Dates of Test May 3 – July 26, 2011	Test Report No RTS-2604-1107-06A	FCC ID: L6ARDS40CW L6ARDZ20CW

Date/Time: 7/25/2011 1:55:29 PM, Date/Time: 7/25/2011 2:02:20 PM

Test Laboratory: RIM Testing Services

15mm_Spacer_Back_CDMA1900_mid_chan_amb_temp_23.4_liq_temp_22.6C

DUT: BlackBerry Smartphone; Type: Sample ; Serial: 32F66A09

Communication System: CDMA 1900; Frequency: 1880 MHz; Duty Cycle: 1:1
Medium parameters used: $f = 1880 \text{ MHz}$; $\sigma = 1.45 \text{ mho/m}$; $\epsilon_r = 53.779$; $\rho = 1000 \text{ kg/m}^3$
Phantom section: Flat Section
Measurement Standard: DASYS (IEEE/IEC/ANSI C63.19-2007)

DASY4 Configuration:

- Probe: ES3DV3 - SN3225; ConvF(4.88, 4.88, 4.88); Calibrated: 1/13/2011
- Sensor-Surface: 4mm (Mechanical Surface Detection)
- Electronics: DAE3 Sn472; Calibrated: 3/7/2011
- Phantom: SAM 2; Type: SAM 4.0; Serial: 1080
- ; SEMCAD X Version 14.4.4 (2829)

Configuration/Touch position -/Area Scan (61x91x1): Measurement grid:
 $dx=15\text{mm}$, $dy=15\text{mm}$
Maximum value of SAR (interpolated) = 0.672 mW/g

Configuration/Touch position -/Zoom Scan (5x5x7) (5x5x7)/Cube 0:
Measurement grid: $dx=7.5\text{mm}$, $dy=7.5\text{mm}$, $dz=5\text{mm}$
Reference Value = 8.515 V/m; Power Drift = 0.22 dB
Peak SAR (extrapolated) = 0.936 W/kg
SAR(1 g) = 0.617 mW/g; SAR(10 g) = 0.385 mW/g
Maximum value of SAR (measured) = 0.668 mW/g

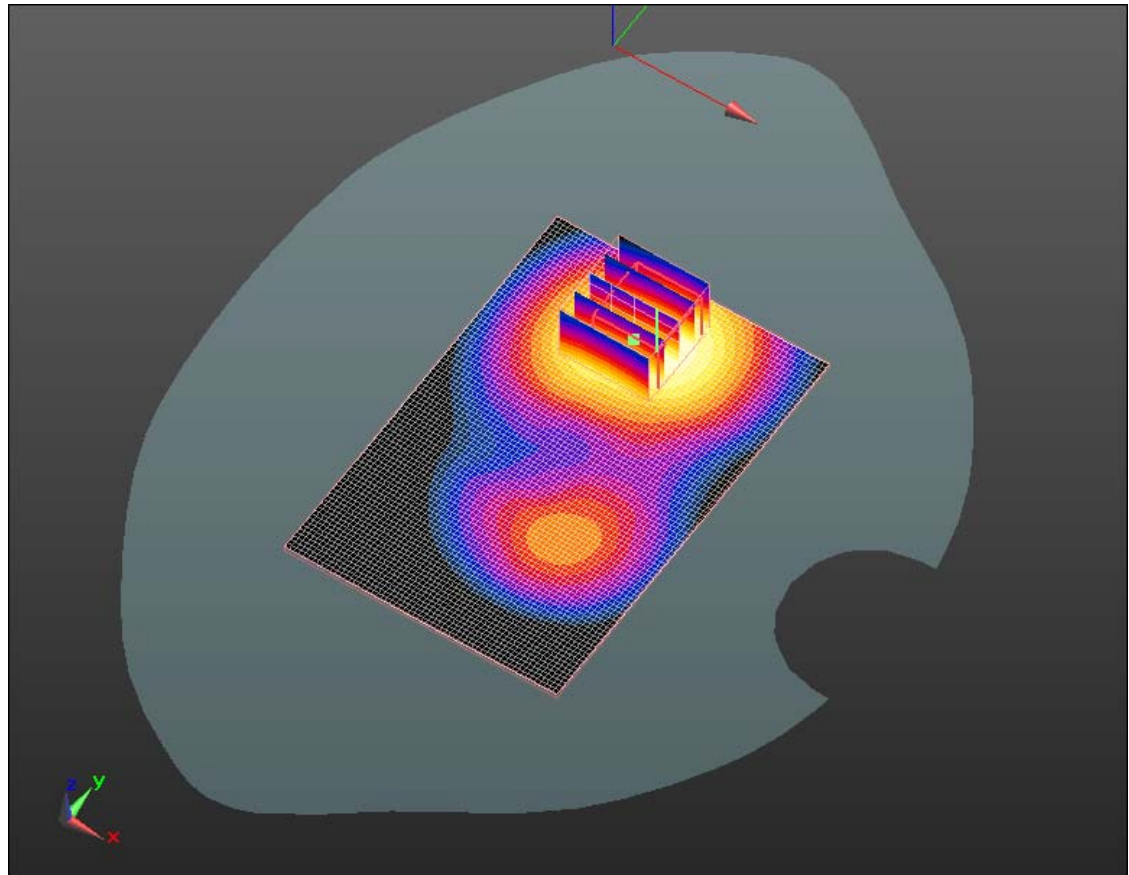
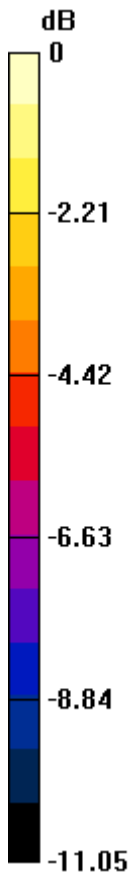
Author Data
Andrew Becker

Dates of Test
May 3 – July 26, 2011


Test Report No
RTS-2604-1107-06A

FCC ID:
L6ARDS40CW
L6ARDZ20CW

IC ID
2503A-RDS40CW
2503A-RDZ20CW



0 dB = 0.670mW/g

	Document Appendix C for the BlackBerry® Smartphone Model RDS41CW/RDZ21CW SAR Report			Page 57(63)
	Author Data Andrew Becker	Dates of Test May 3 – July 26, 2011	Test Report No RTS-2604-1107-06A	FCC ID: L6ARDS40CW L6ARDZ20CW

Date/Time: 7/25/2011 2:35:55 PM, Date/Time: 7/25/2011 2:42:47 PM

Test Laboratory: RIM Testing Services

15mm_Spacer_front_CDMA1900_mid_chan_amb_temp_23.4_liq_temp_22.6C

DUT: BlackBerry Smartphone; Type: Sample ; Serial: 32F66A09

Communication System: CDMA 1900; Frequency: 1880 MHz; Duty Cycle: 1:1
Medium parameters used: $f = 1880 \text{ MHz}$; $\sigma = 1.45 \text{ mho/m}$; $\epsilon_r = 53.779$; $\rho = 1000 \text{ kg/m}^3$
Phantom section: Flat Section
Measurement Standard: DASYS (IEEE/IEC/ANSI C63.19-2007)

DASY4 Configuration:

- Probe: ES3DV3 - SN3225; ConvF(4.88, 4.88, 4.88); Calibrated: 1/13/2011
- Sensor-Surface: 4mm (Mechanical Surface Detection)
- Electronics: DAE3 Sn472; Calibrated: 3/7/2011
- Phantom: SAM 2; Type: SAM 4.0; Serial: 1080
- ; SEMCAD X Version 14.4.4 (2829)

Configuration/Touch position -/Area Scan (61x91x1): Measurement grid:
 $dx=15\text{mm}$, $dy=15\text{mm}$
Maximum value of SAR (interpolated) = 0.536 mW/g

Configuration/Touch position -/Zoom Scan (5x5x7) (5x5x7)/Cube 0:
Measurement grid: $dx=7.5\text{mm}$, $dy=7.5\text{mm}$, $dz=5\text{mm}$
Reference Value = 9.140 V/m; Power Drift = 0.35 dB
Peak SAR (extrapolated) = 0.774 W/kg
SAR(1 g) = 0.508 mW/g; SAR(10 g) = 0.314 mW/g
Maximum value of SAR (measured) = 0.554 mW/g

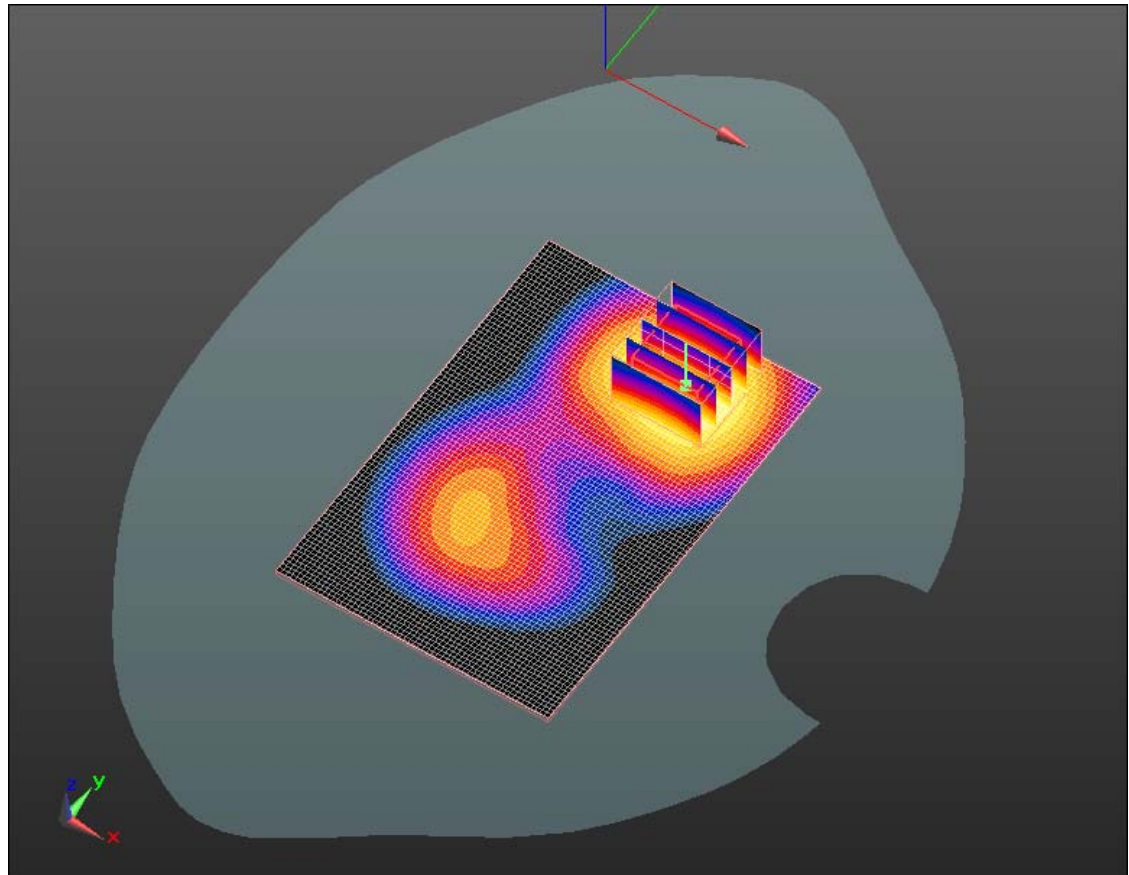
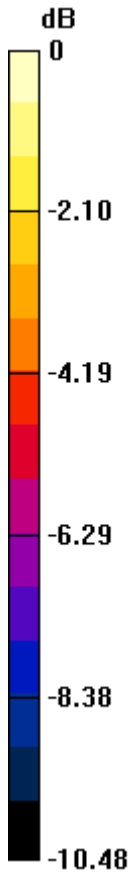
Author Data
Andrew Becker

Dates of Test
May 3 – July 26, 2011


Test Report No
RTS-2604-1107-06A

FCC ID:
L6ARDS40CW
L6ARDZ20CW

IC ID
2503A-RDS40CW
2503A-RDZ20CW



0 dB = 0.550mW/g

	Document Appendix C for the BlackBerry® Smartphone Model RDS41CW/RDZ21CW SAR Report			Page 59(63)
	Author Data Andrew Becker	Dates of Test May 3 – July 26, 2011	Test Report No RTS-2604-1107-06A	FCC ID: L6ARDS40CW L6ARDZ20CW

Date/Time: 7/25/2011 2:55:29 PM, Date/Time: 7/25/2011 3:02:18 PM

Test Laboratory: RIM Testing Services

Vertical_Holster_CDMA1900_mid_chan_amb_temp_23.3_liq_temp_22.5

C

DUT: BlackBerry Smartphone; Type: Sample ; Serial: 32F66A09

Communication System: CDMA 1900; Communication System Band: Exported from older format (data unavailable - please correct).; Frequency: 1880 MHz; Communication System PAR: 0 dB

Medium parameters used: $f = 1880$ MHz; $\sigma = 1.45$ mho/m; $\epsilon_r = 53.779$; $\rho = 1000$ kg/m³

Phantom section: Flat Section

Measurement Standard: DASY5 (IEEE/IEC/ANSI C63.19-2007)

DASY5 Configuration:

- Probe: ES3DV3 - SN3225; ConvF(4.88, 4.88, 4.88); Calibrated: 1/13/2011
- Sensor-Surface: 4mm (Mechanical Surface Detection)
- Electronics: DAE3 Sn472; Calibrated: 3/7/2011
- Phantom: SAM 2; Type: SAM 4.0; Serial: 1080
- Measurement SW: DASY52, Version 52.6 (2); SEMCAD X Version 14.4.4 (2829)

Configuration/Touch position -/Area Scan (61x91x1): Measurement grid:

dx=15mm, dy=15mm

Maximum value of SAR (interpolated) = 0.421 mW/g

Configuration/Touch position -/Zoom Scan (5x5x7) (5x5x7)/Cube 0:

Measurement grid: dx=7.5mm, dy=7.5mm, dz=5mm

Reference Value = 8.448 V/m; Power Drift = -0.05 dB

Peak SAR (extrapolated) = 0.574 W/kg

SAR(1 g) = 0.386 mW/g; SAR(10 g) = 0.243 mW/g

Maximum value of SAR (measured) = 0.423 mW/g

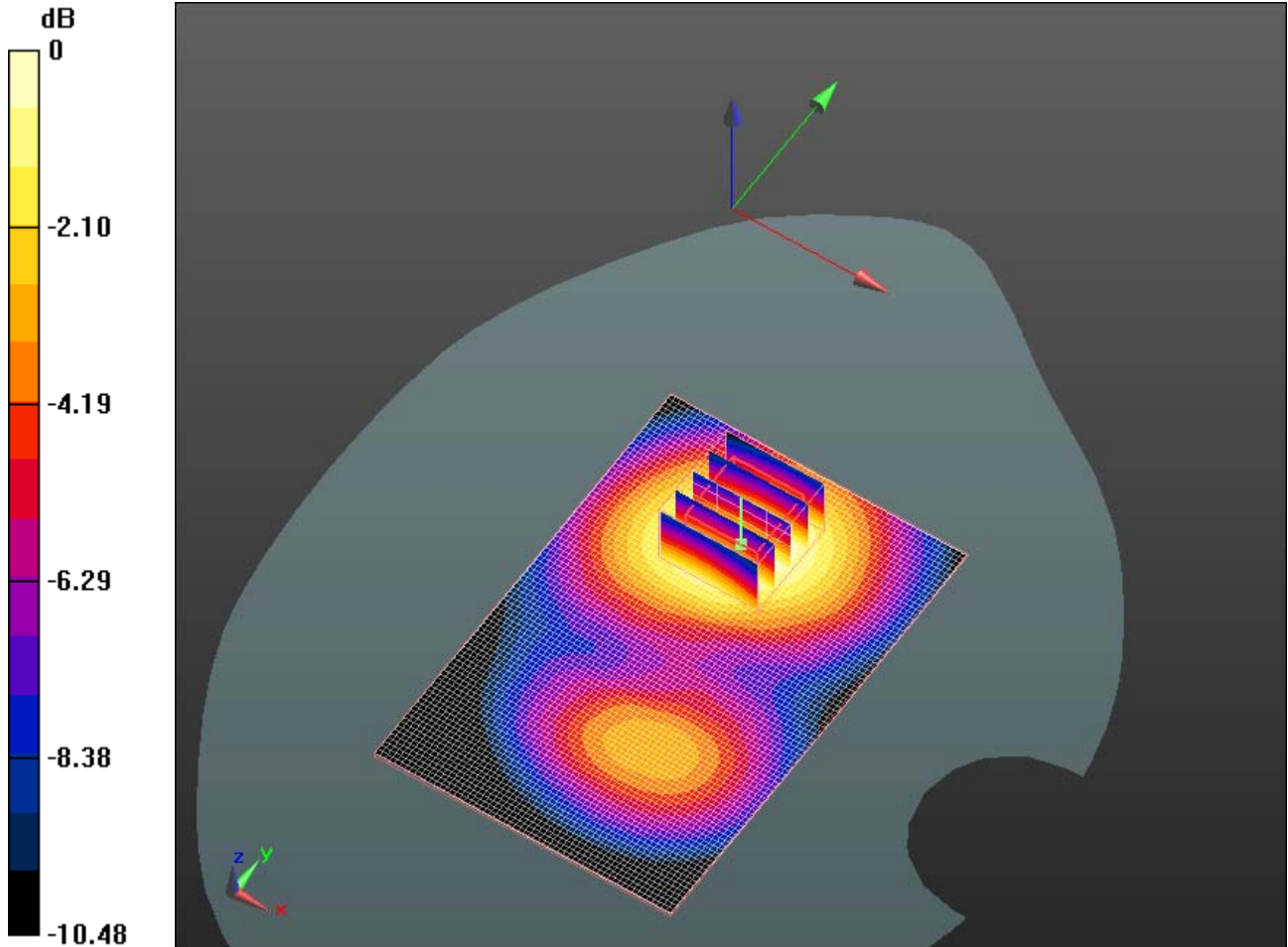
Author Data
Andrew Becker

Dates of Test
May 3 – July 26, 2011


Test Report No
RTS-2604-1107-06A

FCC ID:
L6ARDS40CW
L6ARDZ20CW

IC ID
2503A-RDS40CW
2503A-RDZ20CW



0 dB = 0.420mW/g

	Document Appendix C for the BlackBerry® Smartphone Model RDS41CW/RDZ21CW SAR Report			Page 61(63)
	Author Data Andrew Becker	Dates of Test May 3 – July 26, 2011	Test Report No RTS-2604-1107-06A	FCC ID: L6ARDS40CW L6ARDZ20CW

Date/Time: 7/25/2011 4:09:55 PM, Date/Time: 7/25/2011 4:16:45 PM

Test Laboratory: RIM Testing Services

**15mm_Spacer_Back_HS_CDMA1900_mid_chan_amb_temp_23.3_liq_tem
mp_22.5C**

DUT: BlackBerry Smartphone; Type: Sample ; Serial: 32F66A09

Communication System: CDMA 1900; Frequency: 1880 MHz; Duty Cycle: 1:1
Medium parameters used: $f = 1880 \text{ MHz}$; $\sigma = 1.45 \text{ mho/m}$; $\epsilon_r = 53.779$; $\rho = 1000 \text{ kg/m}^3$
Phantom section: Flat Section
Measurement Standard: DASYS (IEEE/IEC/ANSI C63.19-2007)

DASY4 Configuration:

- Probe: ES3DV3 - SN3225; ConvF(4.88, 4.88, 4.88); Calibrated: 1/13/2011
- Sensor-Surface: 4mm (Mechanical Surface Detection)
- Electronics: DAE3 Sn472; Calibrated: 3/7/2011
- Phantom: SAM 2; Type: SAM 4.0; Serial: 1080
- ; SEMCAD X Version 14.4.4 (2829)

Configuration/Touch position -/Area Scan (61x91x1): Measurement grid:
 $dx=15\text{mm}$, $dy=15\text{mm}$
Maximum value of SAR (interpolated) = 0.785 mW/g

Configuration/Touch position -/Zoom Scan (5x5x7) (5x5x7)/Cube 0:
Measurement grid: $dx=7.5\text{mm}$, $dy=7.5\text{mm}$, $dz=5\text{mm}$
Reference Value = 9.539 V/m; Power Drift = -0.02 dB
Peak SAR (extrapolated) = 1.075 W/kg
SAR(1 g) = 0.709 mW/g; SAR(10 g) = 0.439 mW/g
Maximum value of SAR (measured) = 0.772 mW/g

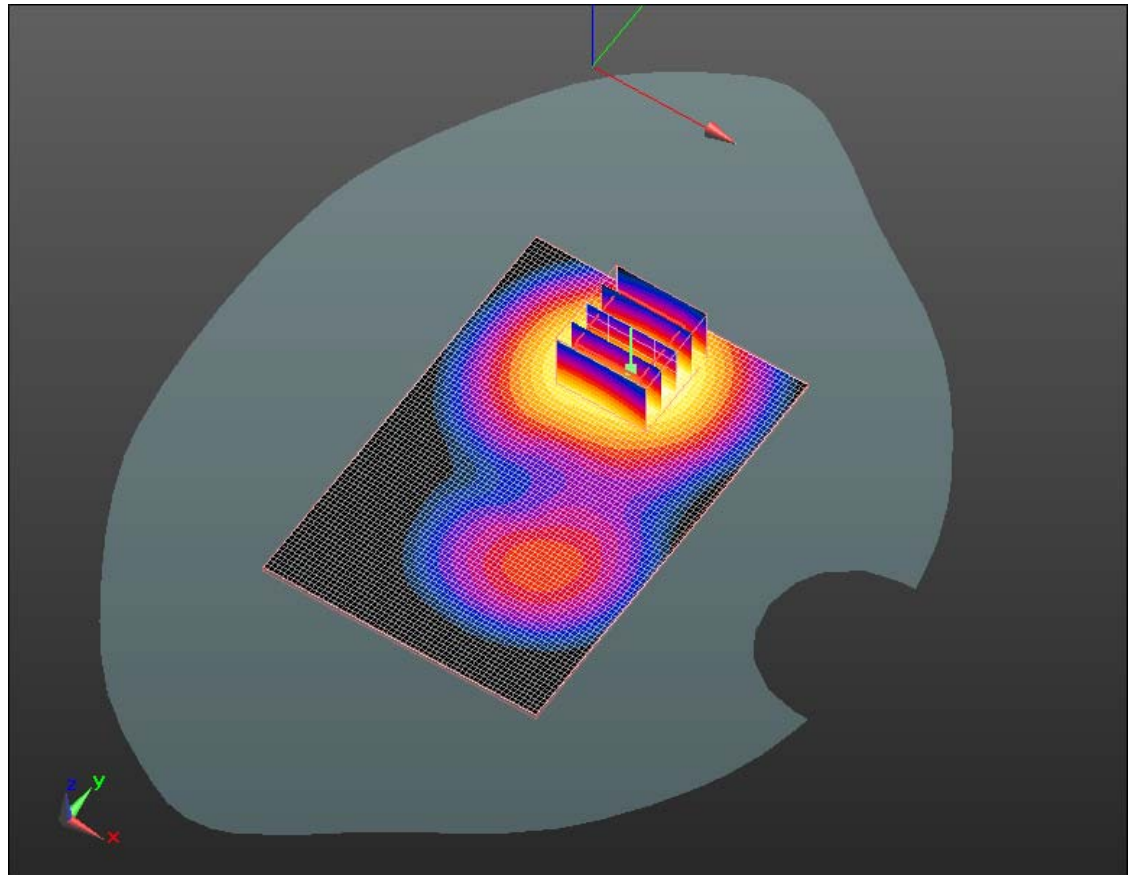
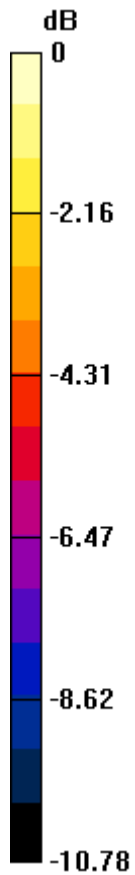
Author Data
Andrew Becker

Dates of Test
May 3 – July 26, 2011


Test Report No
RTS-2604-1107-06A

FCC ID:
L6ARDS40CW
L6ARDZ20CW

IC ID
2503A-RDS40CW
2503A-RDZ20CW



0 dB = 0.770mW/g

	Document Appendix C for the BlackBerry® Smartphone Model RDS41CW/RDZ21CW SAR Report			Page 63(63)
	Author Data Andrew Becker	Dates of Test May 3 – July 26, 2011	Test Report No RTS-2604-1107-06A	FCC ID: L6ARDS40CW L6ARDZ20CW

Z axis plot for the worst case body configuration:

