
	Document Appendix B for the BlackBerry® Smartphone Model RDS41CW/RDZ21CW SAR Report			Page 1(93)
	Author Data Andrew Becker	Dates of Test May 3 – July 26, 2011	Test Report No RTS-2604-1107-06A	FCC ID: L6ARDS40CW L6ARDZ20CW

APPENDIX B: SAR DISTRIBUTION PLOTS FOR HEAD CONFIGURATION

	Document Appendix B for the BlackBerry® Smartphone Model RDS41CW/RDZ21CW SAR Report			Page 2(93)
	Author Data Andrew Becker	Dates of Test May 3 – July 26, 2011	Test Report No RTS-2604-1107-06A	FCC ID: L6ARDS40CW L6ARDZ20CW

Date/Time: 5/26/2011 9:19:53 PM, Date/Time: 5/26/2011 9:25:05 PM

Test Laboratory: RIM Testing Services

RightHandSide_CDMA800_low_chan_amb_temp_23.3_liq_temp_21.8C

DUT: BlackBerry Smartphone; Type: Sample ; Serial: 32E4DBBB

Communication System: CDMA 800; Communication System Band: CDMA 2000 BC 10 ; Frequency: 817.9 MHz; Communication System PAR: 0 dB
Medium parameters used (interpolated): $f = 817.9$ MHz; $\sigma = 0.856$ mho/m; $\epsilon_r = 39.766$; $\rho = 1000$ kg/m³
Phantom section: Right Section
Measurement Standard: DASYS (IEEE/IEC/ANSI C63.19-2007)

DASY5 Configuration:

- Probe: ES3DV3 - SN3225; ConvF(6.47, 6.47, 6.47); Calibrated: 1/13/2011
- Sensor-Surface: 4mm (Mechanical Surface Detection)
- Electronics: DAE3 Sn472; Calibrated: 3/7/2011
- Phantom: SAM 1; Type: SAM 4.0; Serial: 1076
- Measurement SW: DASY52, Version 52.6 (2); SEMCAD X Version 14.4.4 (2829)

Configuration/Touch position -/Area Scan (51x81x1): Measurement grid: dx=15mm, dy=15mm

[Info: Interpolated medium parameters used for SAR evaluation.](#)


Maximum value of SAR (interpolated) = 0.835 mW/g

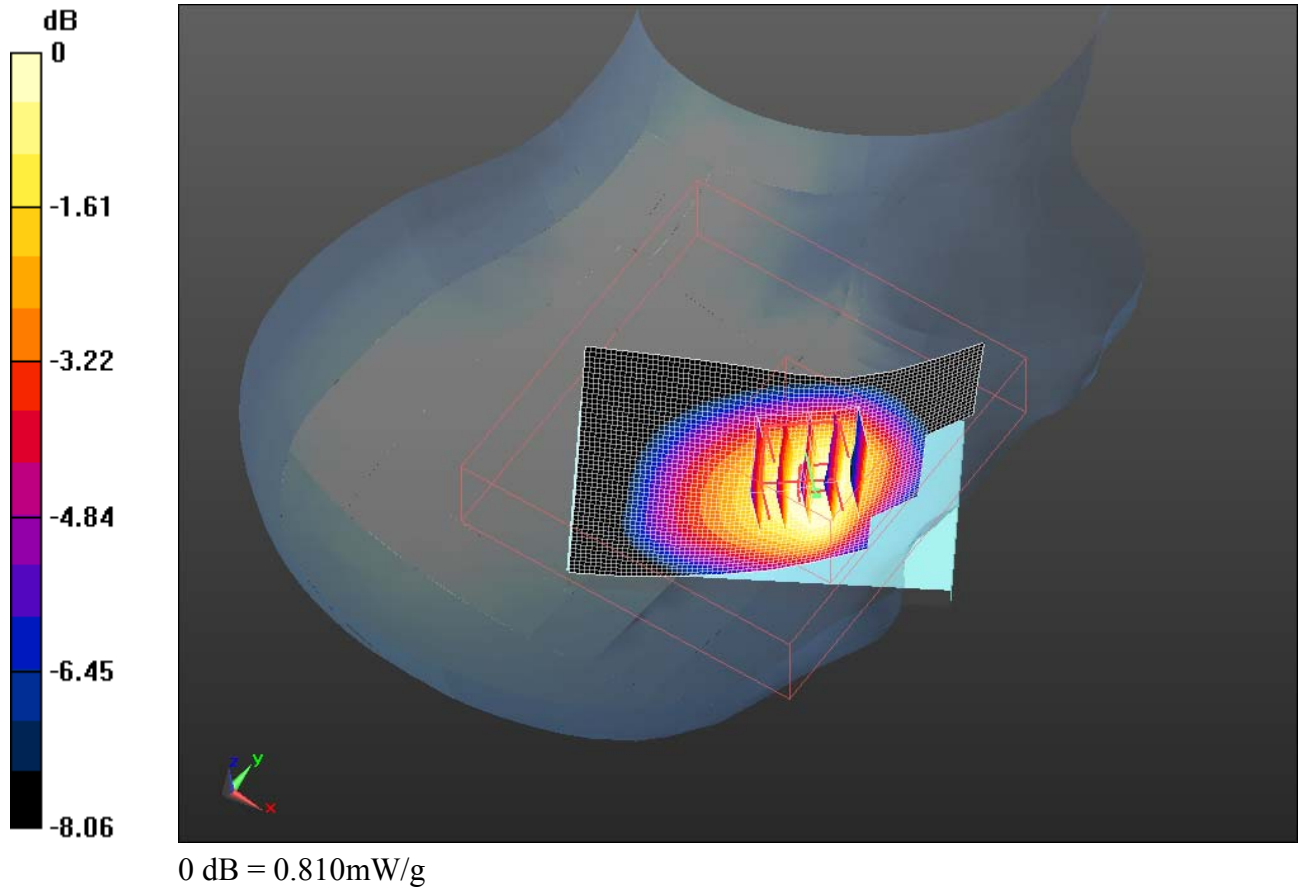
Configuration/Touch position -/Zoom Scan (5x5x7) (5x5x7)/Cube 0:


Measurement grid: dx=7.5mm, dy=7.5mm, dz=5mm
Reference Value = 11.272 V/m; Power Drift = -0.07 dB
Peak SAR (extrapolated) = 0.987 W/kg
SAR(1 g) = 0.770 mW/g; SAR(10 g) = 0.560 mW/g

[Info: Interpolated medium parameters used for SAR evaluation.](#)

Maximum value of SAR (measured) = 0.811 mW/g

	Document Appendix B for the BlackBerry® Smartphone Model RDS41CW/RDZ21CW SAR Report			Page 3(93)
	Author Data Andrew Becker	Dates of Test May 3 – July 26, 2011	Test Report No RTS-2604-1107-06A	FCC ID: L6ARDS40CW L6ARDZ20CW



	Document Appendix B for the BlackBerry® Smartphone Model RDS41CW/RDZ21CW SAR Report			Page 4(93)
	Author Data Andrew Becker	Dates of Test May 3 – July 26, 2011	Test Report No RTS-2604-1107-06A	FCC ID: L6ARDS40CW L6ARDZ20CW

Date/Time: 5/26/2011 8:08:09 PM, Date/Time: 5/26/2011 8:13:21 PM

Test Laboratory: RIM Testing Services

RightHandSide_CDMA800_mid_chan_amb_temp_23.3_liq_temp_21.8C

DUT: BlackBerry Smartphone; Type: Sample ; Serial: 32E4DBBB

Communication System: CDMA 800; Communication System Band: CDMA 2000 BC 10 ; Frequency: 820.5 MHz; Communication System PAR: 0 dB
Medium parameters used (interpolated): $f = 820.5$ MHz; $\sigma = 0.858$ mho/m; $\epsilon_r = 39.748$; $\rho = 1000$ kg/m³
Phantom section: Right Section
Measurement Standard: DASYS (IEEE/IEC/ANSI C63.19-2007)

DASY5 Configuration:

- Probe: ES3DV3 - SN3225; ConvF(6.47, 6.47, 6.47); Calibrated: 1/13/2011
- Sensor-Surface: 4mm (Mechanical Surface Detection)
- Electronics: DAE3 Sn472; Calibrated: 3/7/2011
- Phantom: SAM 1; Type: SAM 4.0; Serial: 1076
- Measurement SW: DASY52, Version 52.6 (2); SEMCAD X Version 14.4.4 (2829)

Configuration/Touch position -/Area Scan (51x81x1): Measurement grid: dx=15mm, dy=15mm

[Info: Interpolated medium parameters used for SAR evaluation.](#)


Maximum value of SAR (interpolated) = 0.924 mW/g

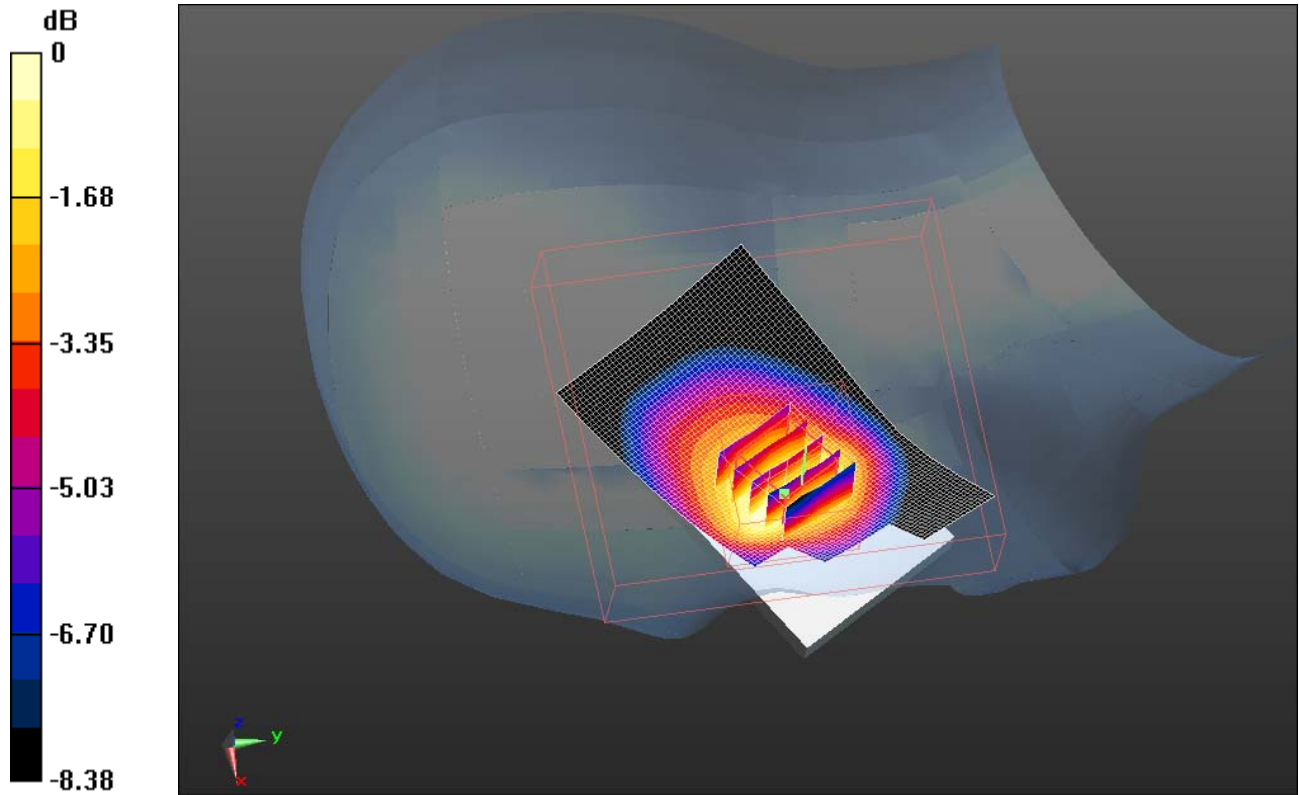
Configuration/Touch position -/Zoom Scan (5x5x7) (5x5x7)/Cube 0:

Measurement grid: dx=7.5mm, dy=7.5mm, dz=5mm
Reference Value = 12.123 V/m; Power Drift = -0.12 dB
Peak SAR (extrapolated) = 1.072 W/kg
SAR(1 g) = 0.853 mW/g; SAR(10 g) = 0.613 mW/g


[Info: Interpolated medium parameters used for SAR evaluation.](#)

Maximum value of SAR (measured) = 0.894 mW/g

	Document Appendix B for the BlackBerry® Smartphone Model RDS41CW/RDZ21CW SAR Report			Page 5(93)
	Author Data Andrew Becker	Dates of Test May 3 – July 26, 2011	Test Report No RTS-2604-1107-06A	FCC ID: L6ARDS40CW L6ARDZ20CW



0 dB = 0.890mW/g

	Document Appendix B for the BlackBerry® Smartphone Model RDS41CW/RDZ21CW SAR Report			Page 6(93)
	Author Data Andrew Becker	Dates of Test May 3 – July 26, 2011	Test Report No RTS-2604-1107-06A	FCC ID: L6ARDS40CW L6ARDZ20CW

Date/Time: 5/26/2011 9:37:19 PM, Date/Time: 5/26/2011 9:42:31 PM

Test Laboratory: RIM Testing Services

RightHandSide_CDMA800_high_chan_amb_temp_23.9_liq_temp_22.4C

DUT: BlackBerry Smartphone; Type: Sample ; Serial: 32E4DBBB

Communication System: CDMA 800; Communication System Band: CDMA 2000 BC 10 ; Frequency: 823.1 MHz; Communication System PAR: 0 dB
Medium parameters used (interpolated): $f = 823.1$ MHz; $\sigma = 0.861$ mho/m; $\epsilon_r = 39.715$; $\rho = 1000$ kg/m³
Phantom section: Right Section
Measurement Standard: DASYS (IEEE/IEC/ANSI C63.19-2007)

DASY5 Configuration:

- Probe: ES3DV3 - SN3225; ConvF(6.47, 6.47, 6.47); Calibrated: 1/13/2011
- Sensor-Surface: 4mm (Mechanical Surface Detection)
- Electronics: DAE3 Sn472; Calibrated: 3/7/2011
- Phantom: SAM 1; Type: SAM 4.0; Serial: 1076
- Measurement SW: DASYS2, Version 52.6 (2); SEMCAD X Version 14.4.4 (2829)

Configuration/Touch position -/Area Scan (51x81x1): Measurement grid: dx=15mm, dy=15mm

[Info: Interpolated medium parameters used for SAR evaluation.](#)


Maximum value of SAR (interpolated) = 0.885 mW/g

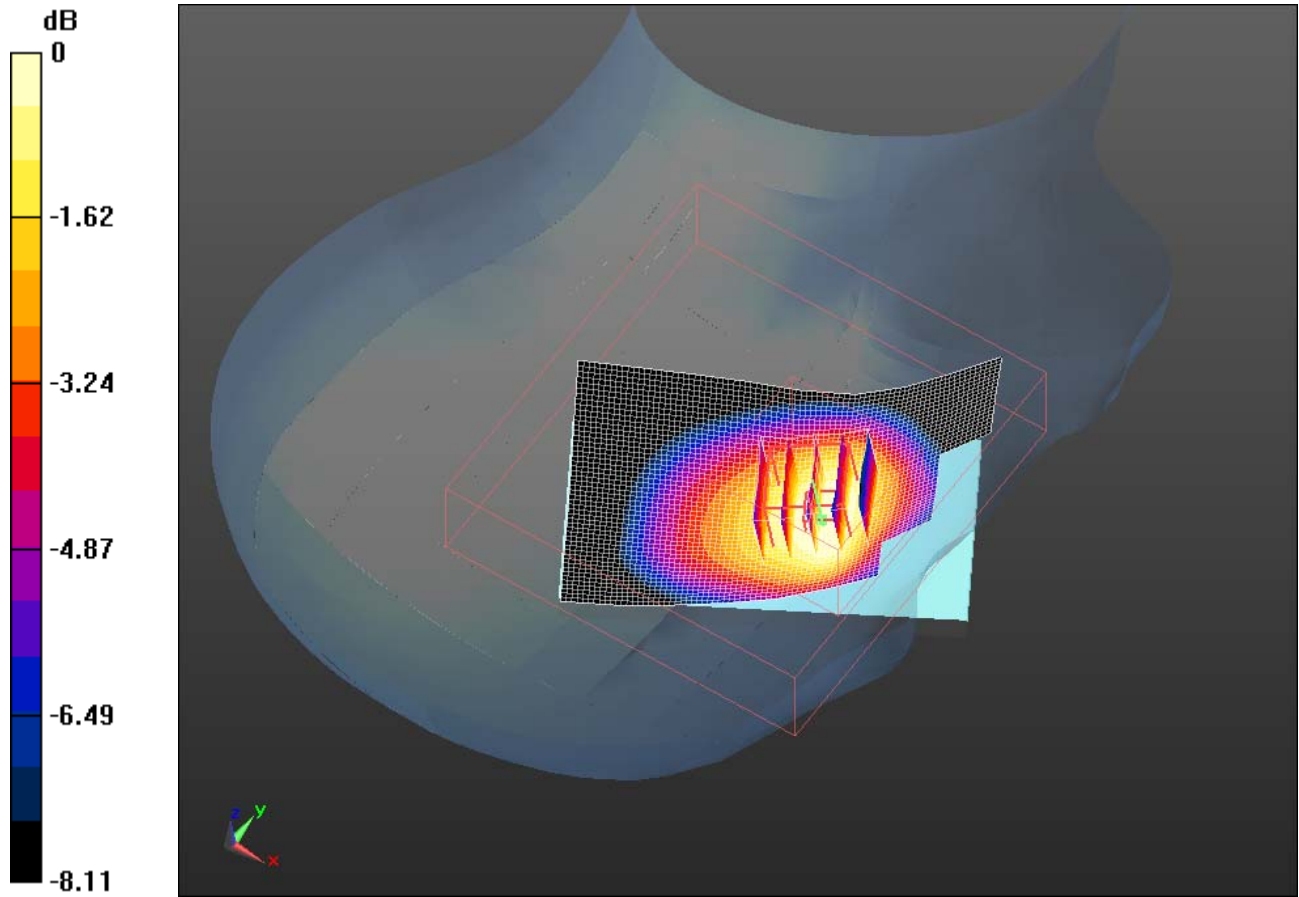
Configuration/Touch position -/Zoom Scan (5x5x7) (5x5x7)/Cube 0:

Measurement grid: dx=7.5mm, dy=7.5mm, dz=5mm
Reference Value = 11.192 V/m; Power Drift = -0.07 dB
Peak SAR (extrapolated) = 1.036 W/kg
SAR(1 g) = 0.810 mW/g; SAR(10 g) = 0.586 mW/g


[Info: Interpolated medium parameters used for SAR evaluation.](#)

Maximum value of SAR (measured) = 0.852 mW/g

	Document Appendix B for the BlackBerry® Smartphone Model RDS41CW/RDZ21CW SAR Report			Page 7(93)
	Author Data Andrew Becker	Dates of Test May 3 – July 26, 2011	Test Report No RTS-2604-1107-06A	FCC ID: L6ARDS40CW L6ARDZ20CW



0 dB = 0.850mW/g

	Document Appendix B for the BlackBerry® Smartphone Model RDS41CW/RDZ21CW SAR Report			Page 8(93)
	Author Data Andrew Becker	Dates of Test May 3 – July 26, 2011	Test Report No RTS-2604-1107-06A	FCC ID: L6ARDS40CW L6ARDZ20CW

Date/Time: 5/26/2011 9:49:57 PM, Date/Time: 5/26/2011 9:55:07 PM

Test Laboratory: RIM Testing Services

RightHandSide_Tilt_CDMA800_mid_chan_amb_temp_23.7_liq_temp_22 .2C

DUT: BlackBerry Smartphone; Type: Sample ; Serial: 32E4DBBB

Communication System: CDMA 800; Communication System Band: CDMA 2000 BC
10 ; Frequency: 820.5 MHz; Communication System PAR: 0 dB
Medium parameters used (interpolated): $f = 820.5$ MHz; $\sigma = 0.858$ mho/m; $\epsilon_r = 39.748$; $\rho = 1000$ kg/m³
Phantom section: Right Section
Measurement Standard: DASYS (IEEE/IEC/ANSI C63.19-2007)

DASY5 Configuration:


- Probe: ES3DV3 - SN3225; ConvF(6.47, 6.47, 6.47); Calibrated: 1/13/2011
- Sensor-Surface: 4mm (Mechanical Surface Detection)
- Electronics: DAE3 Sn472; Calibrated: 3/7/2011
- Phantom: SAM 1; Type: SAM 4.0; Serial: 1076
- Measurement SW: DASYS2, Version 52.6 (2); SEMCAD X Version 14.4.4 (2829)

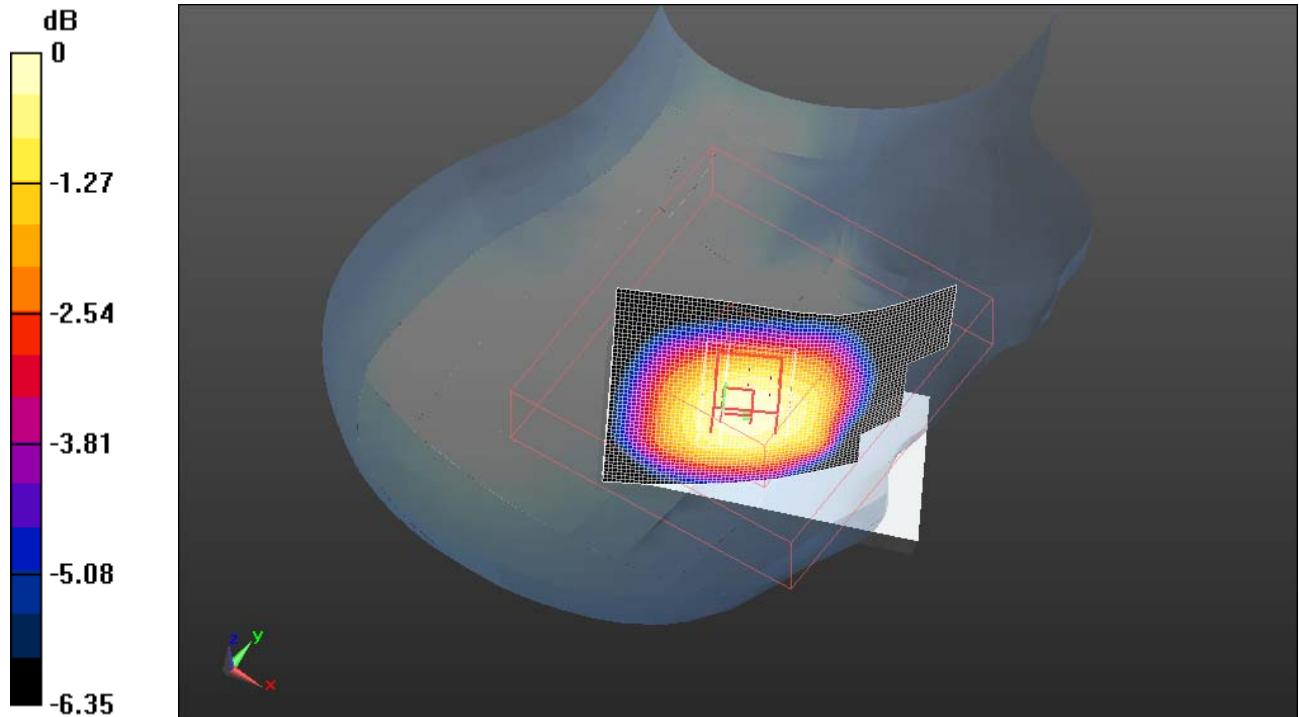
Configuration/Touch position -/Area Scan (51x81x1): Measurement grid:
dx=15mm, dy=15mm

[Info: Interpolated medium parameters used for SAR evaluation.](#)
Maximum value of SAR (interpolated) = 0.551 mW/g


Configuration/Touch position -/Zoom Scan (5x5x7) (5x5x7)/Cube 0:
Measurement grid: dx=7.5mm, dy=7.5mm, dz=5mm
Reference Value = 17.249 V/m; Power Drift = 0.0063 dB
Peak SAR (extrapolated) = 0.661 W/kg
SAR(1 g) = 0.531 mW/g; SAR(10 g) = 0.400 mW/g

[Info: Interpolated medium parameters used for SAR evaluation.](#)
Maximum value of SAR (measured) = 0.558 mW/g

	Document Appendix B for the BlackBerry® Smartphone Model RDS41CW/RDZ21CW SAR Report			Page 9(93)
	Author Data Andrew Becker	Dates of Test May 3 – July 26, 2011	Test Report No RTS-2604-1107-06A	FCC ID: L6ARDS40CW L6ARDZ20CW



0 dB = 0.560mW/g

	Document Appendix B for the BlackBerry® Smartphone Model RDS41CW/RDZ21CW SAR Report			Page 10(93)
	Author Data Andrew Becker	Dates of Test May 3 – July 26, 2011	Test Report No RTS-2604-1107-06A	FCC ID: L6ARDS40CW L6ARDZ20CW

Date/Time: 5/26/2011 7:26:08 PM, Date/Time: 5/26/2011 7:31:10 PM

Test Laboratory: RIM Testing Services

LeftHandSide_CDMA800_low_chan_amb_temp_23.5_liq_temp_22.0C

DUT: BlackBerry Smartphone; Type: Sample ; Serial: 32E4DBBB

Communication System: CDMA 800; Communication System Band: CDMA 2000 BC 10 ; Frequency: 817.9 MHz; Communication System PAR: 0 dB
Medium parameters used (interpolated): $f = 817.9$ MHz; $\sigma = 0.856$ mho/m; $\epsilon_r = 39.766$; $\rho = 1000$ kg/m³
Phantom section: Left Section
Measurement Standard: DASYS (IEEE/IEC/ANSI C63.19-2007)

DASY5 Configuration:

- Probe: ES3DV3 - SN3225; ConvF(6.47, 6.47, 6.47); Calibrated: 1/13/2011
- Sensor-Surface: 4mm (Mechanical Surface Detection)
- Electronics: DAE3 Sn472; Calibrated: 3/7/2011
- Phantom: SAM 1; Type: SAM 4.0; Serial: 1076
- Measurement SW: DASY52, Version 52.6 (2); SEMCAD X Version 14.4.4 (2829)

Configuration/Touch position -/Area Scan (51x81x1): Measurement grid: dx=15mm, dy=15mm

[Info: Interpolated medium parameters used for SAR evaluation.](#)


Maximum value of SAR (interpolated) = 0.945 mW/g


Configuration/Touch position -/Zoom Scan (5x5x7) (5x5x7)/Cube 0:

Measurement grid: dx=7.5mm, dy=7.5mm, dz=5mm
Reference Value = 11.197 V/m; Power Drift = 0.04 dB
Peak SAR (extrapolated) = 1.283 W/kg
SAR(1 g) = 0.867 mW/g; SAR(10 g) = 0.583 mW/g


[Info: Interpolated medium parameters used for SAR evaluation.](#)

Maximum value of SAR (measured) = 0.922 mW/g

	Document Appendix B for the BlackBerry® Smartphone Model RDS41CW/RDZ21CW SAR Report			Page 11(93)
	Author Data Andrew Becker	Dates of Test May 3 – July 26, 2011	Test Report No RTS-2604-1107-06A	FCC ID: L6ARDS40CW L6ARDZ20CW



0 dB = 0.920mW/g

	Document Appendix B for the BlackBerry® Smartphone Model RDS41CW/RDZ21CW SAR Report			Page 12(93)
	Author Data Andrew Becker	Dates of Test May 3 – July 26, 2011	Test Report No RTS-2604-1107-06A	FCC ID: L6ARDS40CW L6ARDZ20CW

Date/Time: 5/26/2011 7:14:22 PM, Date/Time: 5/26/2011 7:19:24 PM

Test Laboratory: RIM Testing Services

LeftHandSide_CDMA800_mid_chan_amb_temp_23.6_liq_temp_22.1C

DUT: BlackBerry Smartphone; Type: Sample ; Serial: 32E4DBBB

Communication System: CDMA 800; Communication System Band: CDMA 2000 BC 10 ; Frequency: 820.5 MHz; Communication System PAR: 0 dB
Medium parameters used (interpolated): $f = 820.5$ MHz; $\sigma = 0.858$ mho/m; $\epsilon_r = 39.748$; $\rho = 1000$ kg/m³
Phantom section: Left Section
Measurement Standard: DASYS (IEEE/IEC/ANSI C63.19-2007)

DASY5 Configuration:

- Probe: ES3DV3 - SN3225; ConvF(6.47, 6.47, 6.47); Calibrated: 1/13/2011
- Sensor-Surface: 4mm (Mechanical Surface Detection)
- Electronics: DAE3 Sn472; Calibrated: 3/7/2011
- Phantom: SAM 1; Type: SAM 4.0; Serial: 1076
- Measurement SW: DASY52, Version 52.6 (2); SEMCAD X Version 14.4.4 (2829)

Configuration/Touch position -/Area Scan (51x81x1): Measurement grid: dx=15mm, dy=15mm

[Info: Interpolated medium parameters used for SAR evaluation.](#)


Maximum value of SAR (interpolated) = 1.013 mW/g

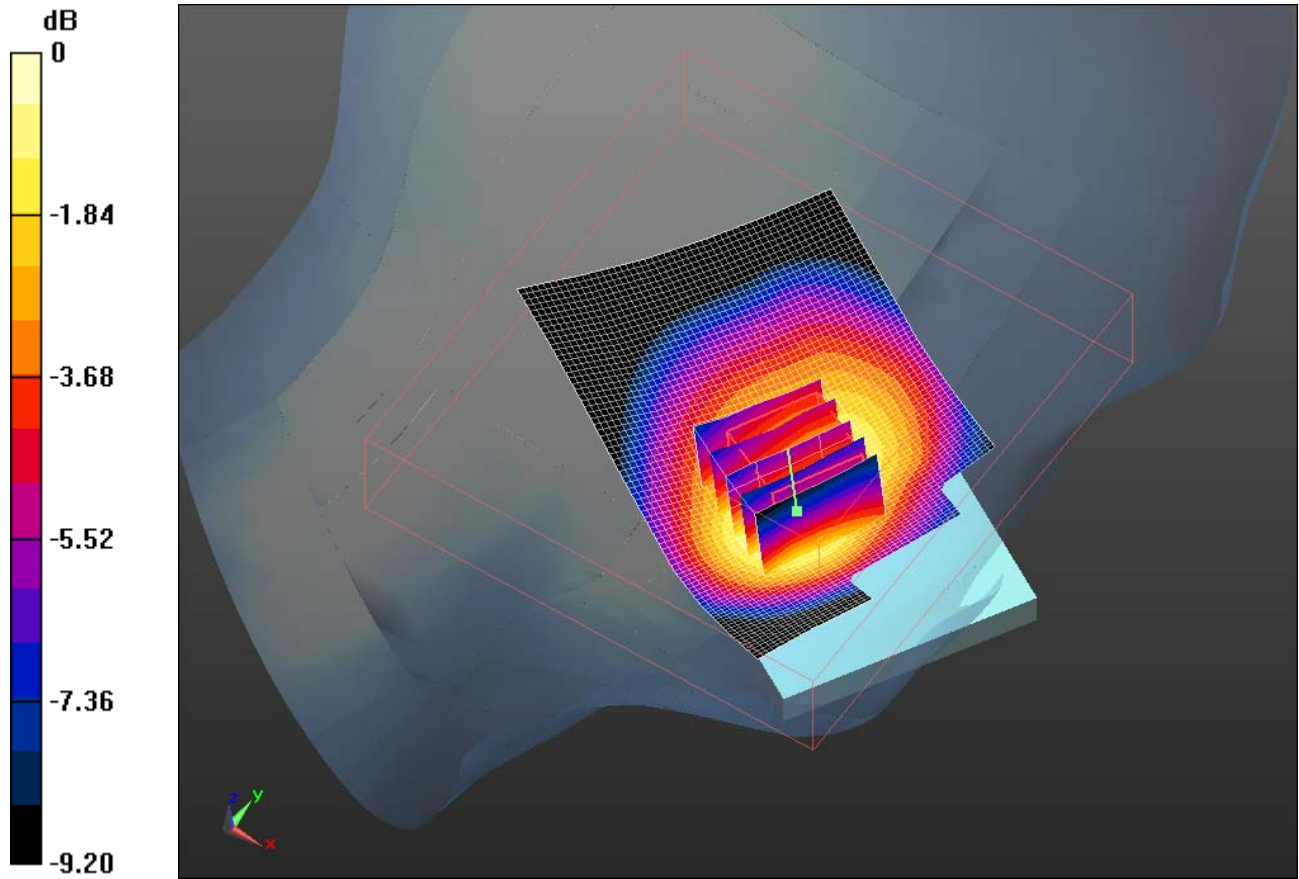
Configuration/Touch position -/Zoom Scan (5x5x7) (5x5x7)/Cube 0:

Measurement grid: dx=7.5mm, dy=7.5mm, dz=5mm
Reference Value = 11.784 V/m; Power Drift = -0.12 dB
Peak SAR (extrapolated) = 1.422 W/kg
SAR(1 g) = 0.948 mW/g; SAR(10 g) = 0.635 mW/g


[Info: Interpolated medium parameters used for SAR evaluation.](#)

Maximum value of SAR (measured) = 1.007 mW/g

	Document Appendix B for the BlackBerry® Smartphone Model RDS41CW/RDZ21CW SAR Report			Page 13(93)
	Author Data Andrew Becker	Dates of Test May 3 – July 26, 2011	Test Report No RTS-2604-1107-06A	FCC ID: L6ARDS40CW L6ARDZ20CW



0 dB = 1.010mW/g

	Document Appendix B for the BlackBerry® Smartphone Model RDS41CW/RDZ21CW SAR Report			Page 14(93)
	Author Data Andrew Becker	Dates of Test May 3 – July 26, 2011	Test Report No RTS-2604-1107-06A	FCC ID: L6ARDS40CW L6ARDZ20CW

Date/Time: 5/26/2011 7:40:26 PM, Date/Time: 5/26/2011 7:45:28 PM

Test Laboratory: RIM Testing Services

LeftHandSide_CDMA800_high_chan_amb_temp_23.4_liq_temp_21.9C

DUT: BlackBerry Smartphone; Type: Sample ; Serial: 32E4DBBB

Communication System: CDMA 800; Communication System Band: CDMA 2000 BC 10 ; Frequency: 823.1 MHz; Communication System PAR: 0 dB
Medium parameters used (interpolated): $f = 823.1$ MHz; $\sigma = 0.861$ mho/m; $\epsilon_r = 39.715$; $\rho = 1000$ kg/m³
Phantom section: Left Section
Measurement Standard: DASYS (IEEE/IEC/ANSI C63.19-2007)

DASY5 Configuration:

- Probe: ES3DV3 - SN3225; ConvF(6.47, 6.47, 6.47); Calibrated: 1/13/2011
- Sensor-Surface: 4mm (Mechanical Surface Detection)
- Electronics: DAE3 Sn472; Calibrated: 3/7/2011
- Phantom: SAM 1; Type: SAM 4.0; Serial: 1076
- Measurement SW: DASY52, Version 52.6 (2); SEMCAD X Version 14.4.4 (2829)

Configuration/Touch position -/Area Scan (51x81x1): Measurement grid: dx=15mm, dy=15mm

[Info: Interpolated medium parameters used for SAR evaluation.](#)


Maximum value of SAR (interpolated) = 1.004 mW/g

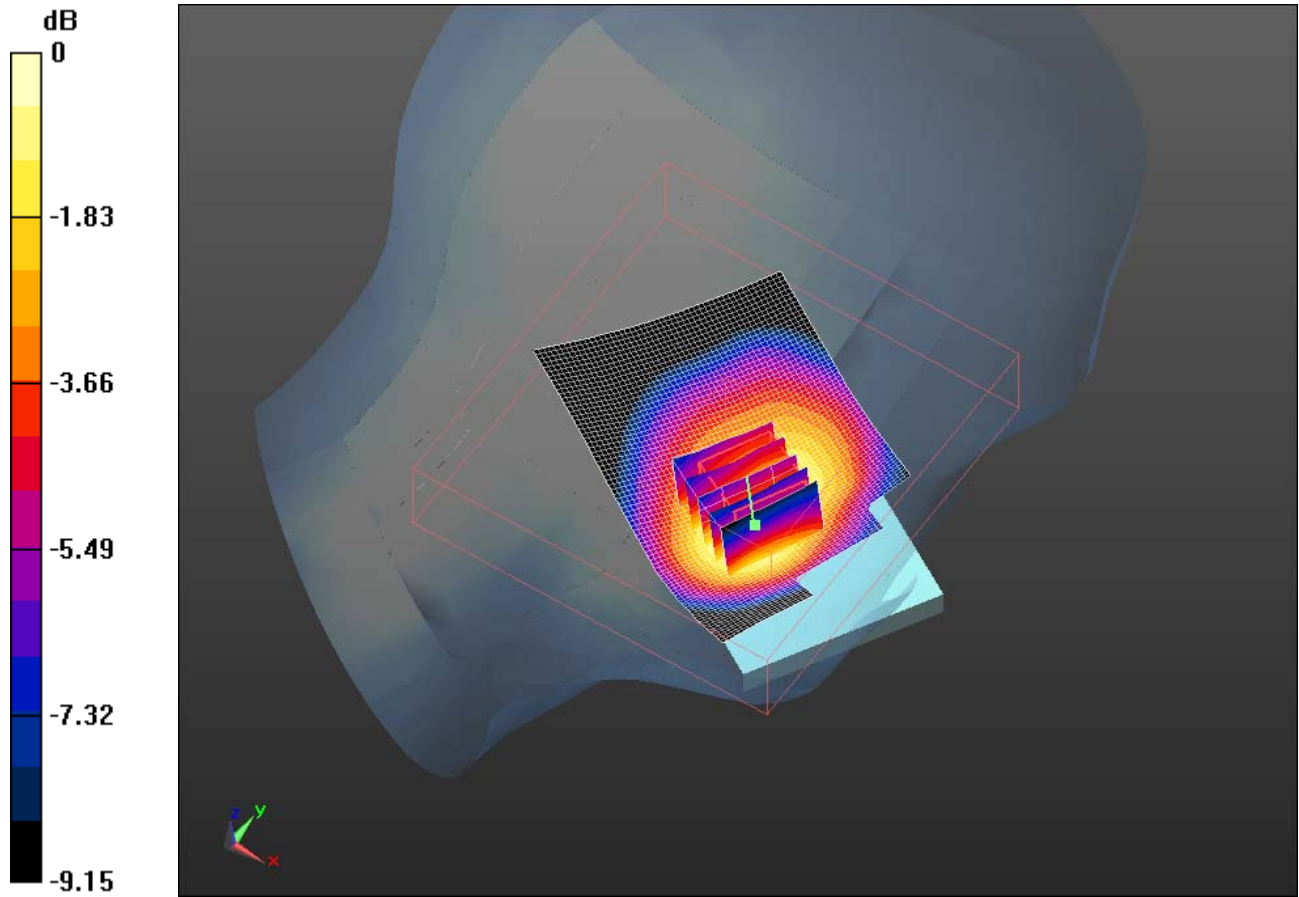
Configuration/Touch position -/Zoom Scan (5x5x7) (5x5x7)/Cube 0:

Measurement grid: dx=7.5mm, dy=7.5mm, dz=5mm
Reference Value = 11.430 V/m; Power Drift = -0.01 dB
Peak SAR (extrapolated) = 1.381 W/kg
SAR(1 g) = 0.927 mW/g; SAR(10 g) = 0.623 mW/g


[Info: Interpolated medium parameters used for SAR evaluation.](#)

Maximum value of SAR (measured) = 0.986 mW/g

	Document Appendix B for the BlackBerry® Smartphone Model RDS41CW/RDZ21CW SAR Report			Page 15(93)
	Author Data Andrew Becker	Dates of Test May 3 – July 26, 2011	Test Report No RTS-2604-1107-06A	FCC ID: L6ARDS40CW L6ARDZ20CW



0 dB = 0.990mW/g

	Document Appendix B for the BlackBerry® Smartphone Model RDS41CW/RDZ21CW SAR Report			Page 16(93)
	Author Data Andrew Becker	Dates of Test May 3 – July 26, 2011	Test Report No RTS-2604-1107-06A	FCC ID: L6ARDS40CW L6ARDZ20CW

Date/Time: 5/26/2011 7:52:50 PM, Date/Time: 5/26/2011 7:57:52 PM

Test Laboratory: RIM Testing Services

LeftHandSide_Tilt_CDMA800_mid_chan_amb_temp_23.5_liq_temp_22.0C

DUT: BlackBerry Smartphone; Type: Sample ; Serial: 32E4DBBB

Communication System: CDMA 800; Communication System Band: CDMA 2000 BC 10 ; Frequency: 820.5 MHz; Communication System PAR: 0 dB
Medium parameters used (interpolated): $f = 820.5$ MHz; $\sigma = 0.858$ mho/m; $\epsilon_r = 39.748$; $\rho = 1000$ kg/m³
Phantom section: Left Section
Measurement Standard: DASYS5 (IEEE/IEC/ANSI C63.19-2007)

DASY5 Configuration:


- Probe: ES3DV3 - SN3225; ConvF(6.47, 6.47, 6.47); Calibrated: 1/13/2011
- Sensor-Surface: 4mm (Mechanical Surface Detection)
- Electronics: DAE3 Sn472; Calibrated: 3/7/2011
- Phantom: SAM 1; Type: SAM 4.0; Serial: 1076
- Measurement SW: DASY52, Version 52.6 (2); SEMCAD X Version 14.4.4 (2829)


Configuration/Touch position -/Area Scan (51x81x1): Measurement grid: dx=15mm, dy=15mm

[Info: Interpolated medium parameters used for SAR evaluation.](#)
Maximum value of SAR (interpolated) = 0.570 mW/g


Configuration/Touch position -/Zoom Scan (5x5x7) (5x5x7)/Cube 0:
Measurement grid: dx=7.5mm, dy=7.5mm, dz=5mm
Reference Value = 18.104 V/m; Power Drift = 0.09 dB
Peak SAR (extrapolated) = 0.677 W/kg
SAR(1 g) = 0.541 mW/g; SAR(10 g) = 0.404 mW/g

[Info: Interpolated medium parameters used for SAR evaluation.](#)
Maximum value of SAR (measured) = 0.570 mW/g

	Document Appendix B for the BlackBerry® Smartphone Model RDS41CW/RDZ21CW SAR Report			Page 17(93)
	Author Data Andrew Becker	Dates of Test May 3 – July 26, 2011	Test Report No RTS-2604-1107-06A	FCC ID: L6ARDS40CW L6ARDZ20CW



0 dB = 0.570mW/g

	Document Appendix B for the BlackBerry® Smartphone Model RDS41CW/RDZ21CW SAR Report			Page 18(93)
	Author Data Andrew Becker	Dates of Test May 3 – July 26, 2011	Test Report No RTS-2604-1107-06A	FCC ID: L6ARDS40CW L6ARDZ20CW

Date/Time: 6/6/2011 5:09:52 PM, Date/Time: 6/6/2011 5:15:08 PM

Test Laboratory: RIM Testing Services

RightHandSide_CDMA800_mid_chan_amb_temp_23.0_liq_temp_22.2C

DUT: BlackBerry Smartphone; Type: Sample ; Serial: 32EFD22F

Communication System: CDMA 800; Communication System Band: CDMA 2000 BC 10 ; Frequency: 820.5 MHz; Communication System PAR: 0 dB
Medium parameters used (interpolated): $f = 820.5$ MHz; $\sigma = 0.879$ mho/m; $\epsilon_r = 40.344$; $\rho = 1000$ kg/m³
Phantom section: Right Section
Measurement Standard: DASYS (IEEE/IEC/ANSI C63.19-2007)

DASY5 Configuration:

- Probe: ES3DV3 - SN3225; ConvF(6.47, 6.47, 6.47); Calibrated: 1/13/2011
- Sensor-Surface: 4mm (Mechanical Surface Detection)
- Electronics: DAE3 Sn472; Calibrated: 3/7/2011
- Phantom: SAM 1; Type: SAM 4.0; Serial: 1076
- Measurement SW: DASYS2, Version 52.6 (2); SEMCAD X Version 14.4.4 (2829)

Configuration/Touch position -/Area Scan (51x81x1): Measurement grid: dx=15mm, dy=15mm

[Info: Interpolated medium parameters used for SAR evaluation.](#)


Maximum value of SAR (interpolated) = 0.722 mW/g

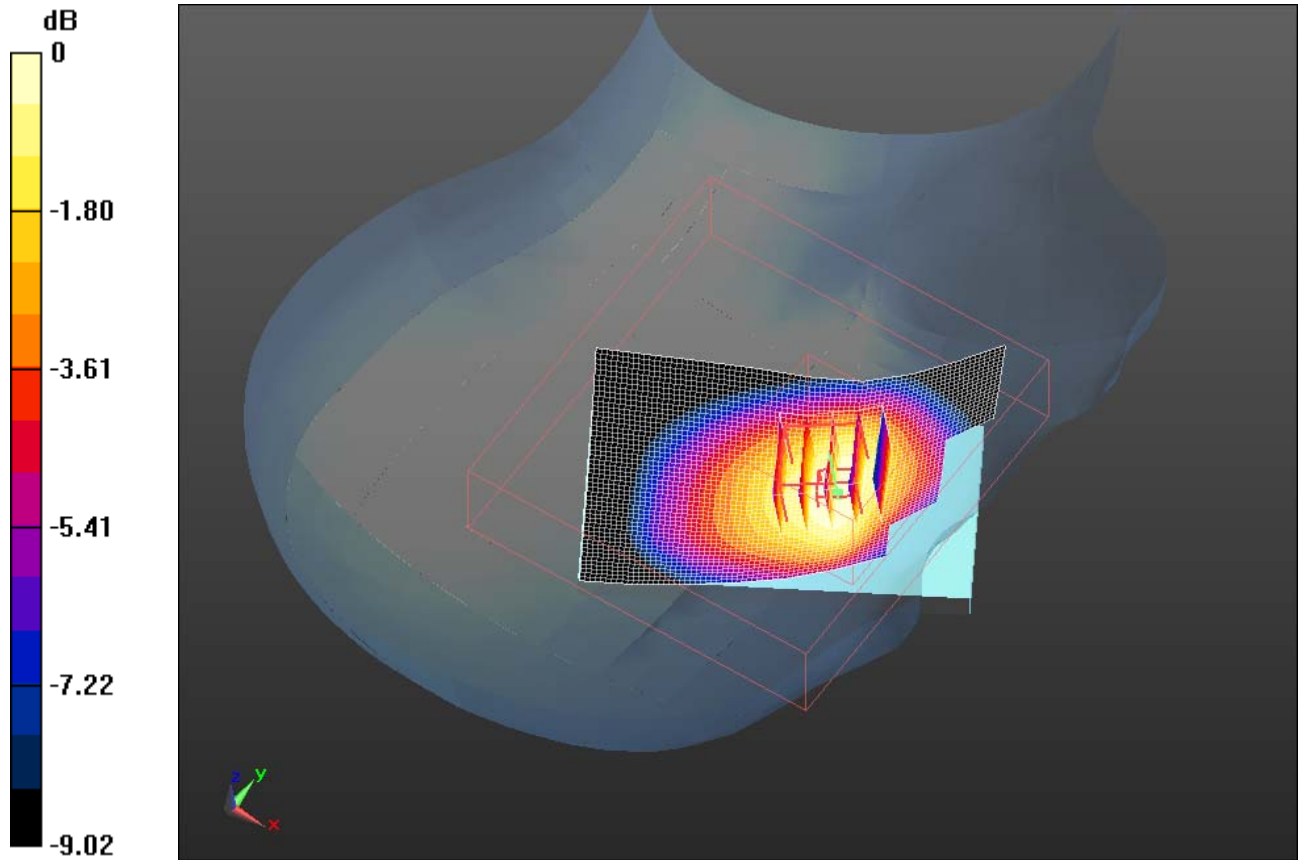
Configuration/Touch position -/Zoom Scan (5x5x7) (5x5x7)/Cube 0:

Measurement grid: dx=7.5mm, dy=7.5mm, dz=5mm
Reference Value = 10.147 V/m; Power Drift = 0.05 dB
Peak SAR (extrapolated) = 0.832 W/kg
SAR(1 g) = 0.662 mW/g; SAR(10 g) = 0.481 mW/g


[Info: Interpolated medium parameters used for SAR evaluation.](#)

Maximum value of SAR (measured) = 0.703 mW/g

	Document Appendix B for the BlackBerry® Smartphone Model RDS41CW/RDZ21CW SAR Report			Page 19(93)
	Author Data Andrew Becker	Dates of Test May 3 – July 26, 2011	Test Report No RTS-2604-1107-06A	FCC ID: L6ARDS40CW L6ARDZ20CW



0 dB = 0.700mW/g

	Document Appendix B for the BlackBerry® Smartphone Model RDS41CW/RDZ21CW SAR Report			Page 20(93)
	Author Data Andrew Becker	Dates of Test May 3 – July 26, 2011	Test Report No RTS-2604-1107-06A	FCC ID: L6ARDS40CW L6ARDZ20CW

Date/Time: 6/6/2011 5:23:45 PM, Date/Time: 6/6/2011 5:28:51 PM

Test Laboratory: RIM Testing Services

LeftHandSide_CDMA800_mid_chan_amb_temp_23.2_liq_temp_22.3C

DUT: BlackBerry Smartphone; Type: Sample ; Serial: 32EFD22F

Communication System: CDMA 800; Communication System Band: CDMA 2000 BC 10 ; Frequency: 820.5 MHz; Communication System PAR: 0 dB
Medium parameters used (interpolated): $f = 820.5$ MHz; $\sigma = 0.879$ mho/m; $\epsilon_r = 40.344$; $\rho = 1000$ kg/m³
Phantom section: Left Section
Measurement Standard: DASYS (IEEE/IEC/ANSI C63.19-2007)

DASY5 Configuration:

- Probe: ES3DV3 - SN3225; ConvF(6.47, 6.47, 6.47); Calibrated: 1/13/2011
- Sensor-Surface: 4mm (Mechanical Surface Detection)
- Electronics: DAE3 Sn472; Calibrated: 3/7/2011
- Phantom: SAM 1; Type: SAM 4.0; Serial: 1076
- Measurement SW: DASYS2, Version 52.6 (2); SEMCAD X Version 14.4.4 (2829)

Configuration/Touch position -/Area Scan (51x81x1): Measurement grid: dx=15mm, dy=15mm

[Info: Interpolated medium parameters used for SAR evaluation.](#)


Maximum value of SAR (interpolated) = 0.707 mW/g

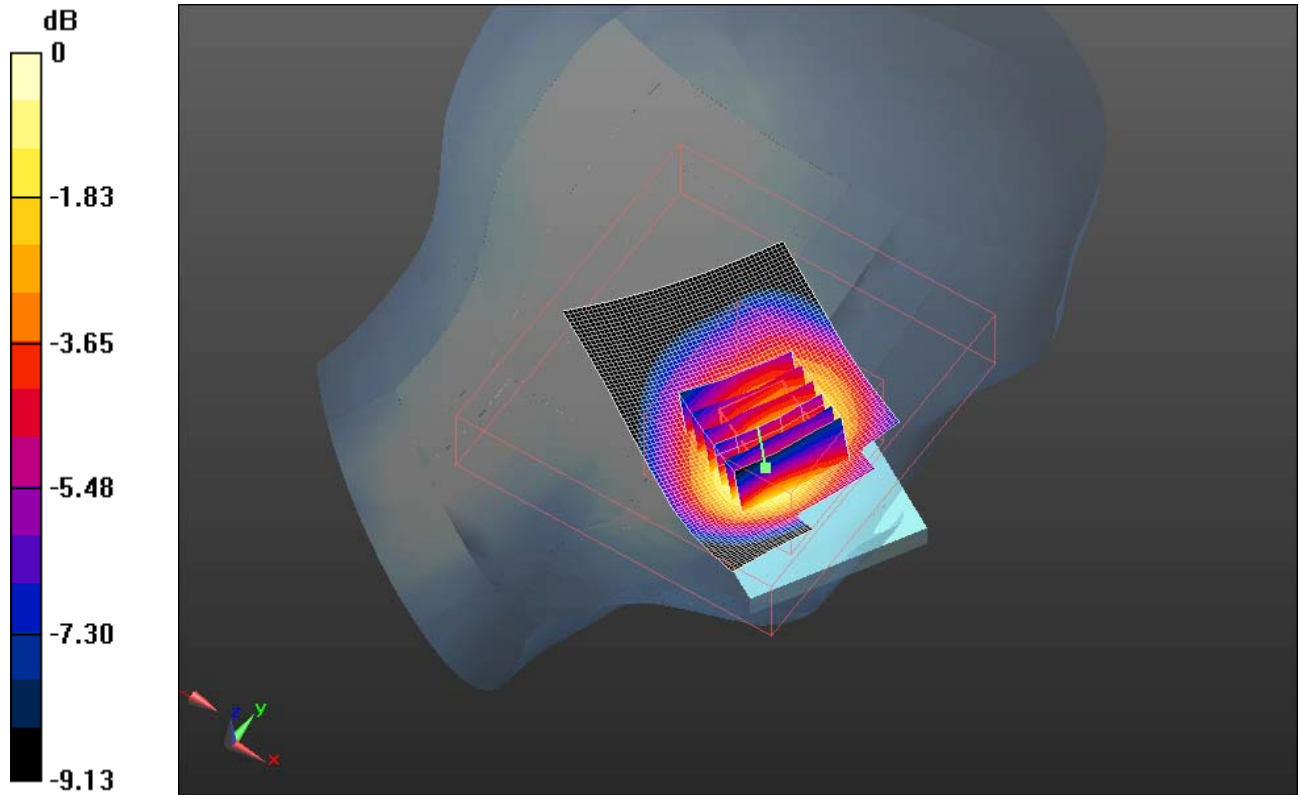
Configuration/Touch position -/Zoom Scan (5x5x7) (6x6x7)/Cube 0:

Measurement grid: dx=7.5mm, dy=7.5mm, dz=5mm
Reference Value = 9.281 V/m; Power Drift = -0.06 dB
Peak SAR (extrapolated) = 0.937 W/kg
SAR(1 g) = 0.645 mW/g; SAR(10 g) = 0.444 mW/g


[Info: Interpolated medium parameters used for SAR evaluation.](#)

Maximum value of SAR (measured) = 0.688 mW/g

	Document Appendix B for the BlackBerry® Smartphone Model RDS41CW/RDZ21CW SAR Report			Page 21(93)
	Author Data Andrew Becker	Dates of Test May 3 – July 26, 2011	Test Report No RTS-2604-1107-06A	FCC ID: L6ARDS40CW L6ARDZ20CW



0 dB = 0.690mW/g

	Document Appendix B for the BlackBerry® Smartphone Model RDS41CW/RDZ21CW SAR Report			Page 22(93)
	Author Data Andrew Becker	Dates of Test May 3 – July 26, 2011	Test Report No RTS-2604-1107-06A	FCC ID: L6ARDS40CW L6ARDZ20CW

Date/Time: 5/26/2011 10:17:15 PM, Date/Time: 5/26/2011 10:22:25 PM

Test Laboratory: RIM Testing Services

RightHandSide_CDMA850_mid_chan_amb_temp_23.5_liq_temp_22.1C

DUT: BlackBerry Smartphone; Type: Sample ; Serial: 32E4DBBB

Communication System: CDMA 850; Communication System Band: CDMA 2000
Cellular; Frequency: 836.52 MHz; Communication System PAR: 0 dB
Medium parameters used (interpolated): $f = 836.52$ MHz; $\sigma = 0.875$ mho/m; $\epsilon_r = 39.519$;
 $\rho = 1000$ kg/m³
Phantom section: Right Section
Measurement Standard: DASYS (IEEE/IEC/ANSI C63.19-2007)

DASY5 Configuration:

- Probe: ES3DV3 - SN3225; ConvF(6.47, 6.47, 6.47); Calibrated: 1/13/2011
- Sensor-Surface: 4mm (Mechanical Surface Detection)
- Electronics: DAE3 Sn472; Calibrated: 3/7/2011
- Phantom: SAM 1; Type: SAM 4.0; Serial: 1076
- Measurement SW: DASY52, Version 52.6 (2); SEMCAD X Version 14.4.4 (2829)

Configuration/Touch position -/Area Scan (51x81x1): Measurement grid:
dx=15mm, dy=15mm

[Info: Interpolated medium parameters used for SAR evaluation.](#)

Maximum value of SAR (interpolated) = 0.855 mW/g

Configuration/Touch position -/Zoom Scan (5x5x7) (5x5x7)/Cube 0:

Measurement grid: dx=7.5mm, dy=7.5mm, dz=5mm
Reference Value = 11.385 V/m; Power Drift = 0.02 dB
Peak SAR (extrapolated) = 0.995 W/kg
SAR(1 g) = 0.767 mW/g; SAR(10 g) = 0.557 mW/g

[Info: Interpolated medium parameters used for SAR evaluation.](#)

Maximum value of SAR (measured) = 0.807 mW/g

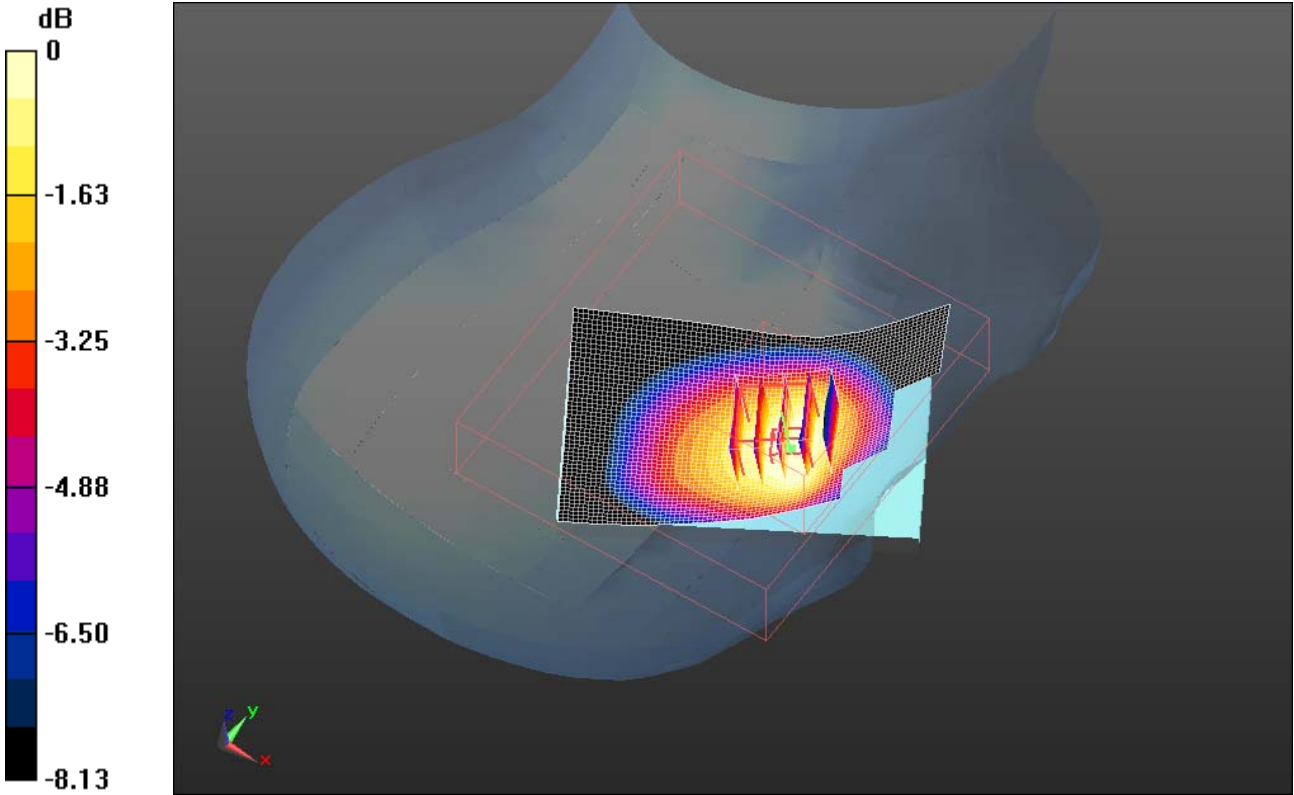
Author Data
Andrew Becker

Dates of Test
May 3 – July 26, 2011


Test Report No
RTS-2604-1107-06A

FCC ID:
L6ARDS40CW
L6ARDZ20CW

IC ID
2503A-RDS40CW
2503A-RDZ20CW



0 dB = 0.810mW/g

	Document Appendix B for the BlackBerry® Smartphone Model RDS41CW/RDZ21CW SAR Report			Page 24(93)
	Author Data Andrew Becker	Dates of Test May 3 – July 26, 2011	Test Report No RTS-2604-1107-06A	FCC ID: L6ARDS40CW L6ARDZ20CW

Date/Time: 5/26/2011 10:03:25 PM, Date/Time: 5/26/2011 10:08:35 PM

Test Laboratory: RIM Testing Services

RightHandSide_Tilt_CDMA850_mid_chan_amb_temp_23.7_liq_temp_22 .3C

DUT: BlackBerry Smartphone; Type: Sample ; Serial: 32E4DBBB

Communication System: CDMA 850; Communication System Band: CDMA 2000
Cellular; Frequency: 836.52 MHz; Communication System PAR: 0 dB
Medium parameters used (interpolated): $f = 836.52$ MHz; $\sigma = 0.875$ mho/m; $\epsilon_r = 39.519$;
 $\rho = 1000$ kg/m³
Phantom section: Right Section
Measurement Standard: DASYS (IEEE/IEC/ANSI C63.19-2007)

DASY5 Configuration:

- Probe: ES3DV3 - SN3225; ConvF(6.47, 6.47, 6.47); Calibrated: 1/13/2011
- Sensor-Surface: 4mm (Mechanical Surface Detection)
- Electronics: DAE3 Sn472; Calibrated: 3/7/2011
- Phantom: SAM 1; Type: SAM 4.0; Serial: 1076
- Measurement SW: DASY52, Version 52.6 (2); SEMCAD X Version 14.4.4 (2829)

Configuration/Touch position -/Area Scan (51x81x1): Measurement grid:
dx=15mm, dy=15mm

[Info: Interpolated medium parameters used for SAR evaluation.](#)

Maximum value of SAR (interpolated) = 0.585 mW/g

Configuration/Touch position -/Zoom Scan (5x5x7) (5x5x7)/Cube 0:

Measurement grid: dx=7.5mm, dy=7.5mm, dz=5mm
Reference Value = 17.683 V/m; Power Drift = 0.08 dB
Peak SAR (extrapolated) = 0.698 W/kg
SAR(1 g) = 0.559 mW/g; SAR(10 g) = 0.422 mW/g

[Info: Interpolated medium parameters used for SAR evaluation.](#)

Maximum value of SAR (measured) = 0.586 mW/g

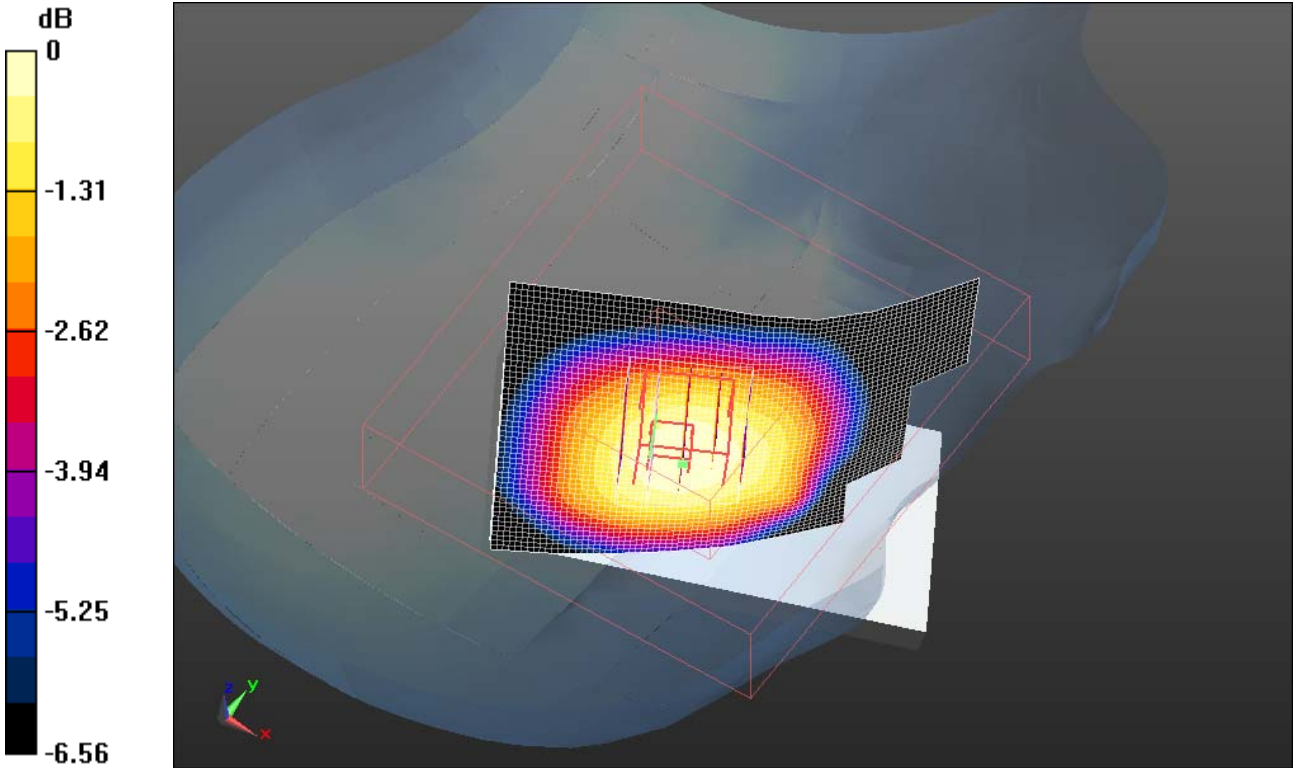
Author Data
Andrew Becker

Dates of Test
May 3 – July 26, 2011


Test Report No
RTS-2604-1107-06A

FCC ID:
L6ARDS40CW
L6ARDZ20CW

IC ID
2503A-RDS40CW
2503A-RDZ20CW



0 dB = 0.590mW/g

	Document Appendix B for the BlackBerry® Smartphone Model RDS41CW/RDZ21CW SAR Report			Page 26(93)
	Author Data Andrew Becker	Dates of Test May 3 – July 26, 2011	Test Report No RTS-2604-1107-06A	FCC ID: L6ARDS40CW L6ARDZ20CW

Date/Time: 5/26/2011 10:55:30 PM, Date/Time: 5/26/2011 11:00:32 PM

Test Laboratory: RIM Testing Services

LeftHandSide_CDMA850_low_chan_amb_temp_23.4_liq_temp_22.1C

DUT: BlackBerry Smartphone; Type: Sample ; Serial: 32E4DBBB


Communication System: CDMA 850; Communication System Band: CDMA 2000
Cellular; Frequency: 824.7 MHz; Communication System PAR: 0 dB
Medium parameters used: $f = 825$ MHz; $\sigma = 0.863$ mho/m; $\epsilon_r = 39.691$; $\rho = 1000$ kg/m³
Phantom section: Left Section
Measurement Standard: DASYS (IEEE/IEC/ANSI C63.19-2007)

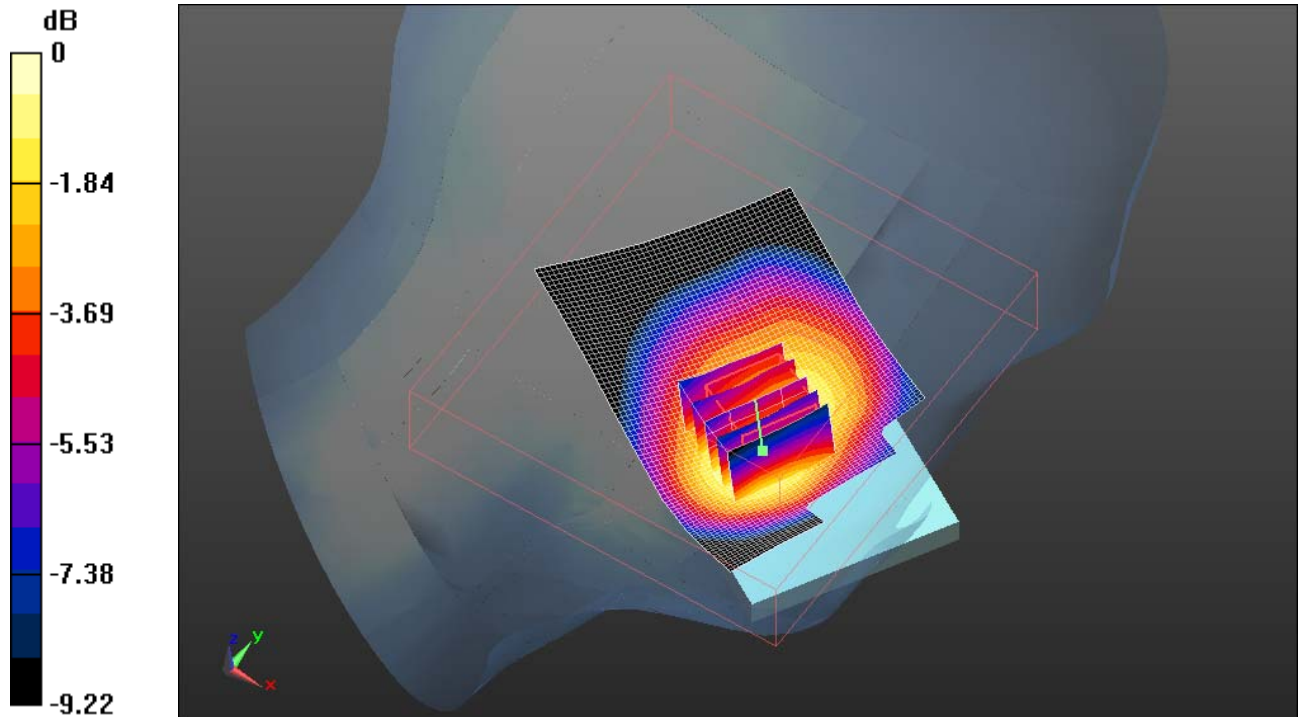
DASY5 Configuration:

- Probe: ES3DV3 - SN3225; ConvF(6.47, 6.47, 6.47); Calibrated: 1/13/2011
- Sensor-Surface: 4mm (Mechanical Surface Detection)
- Electronics: DAE3 Sn472; Calibrated: 3/7/2011
- Phantom: SAM 1; Type: SAM 4.0; Serial: 1076
- Measurement SW: DASY52, Version 52.6 (2); SEMCAD X Version 14.4.4 (2829)


Configuration/Touch position -/Area Scan (51x81x1): Measurement grid:
dx=15mm, dy=15mm
Maximum value of SAR (interpolated) = 0.956 mW/g

Configuration/Touch position -/Zoom Scan (5x5x7) (5x5x7)/Cube 0:
Measurement grid: dx=7.5mm, dy=7.5mm, dz=5mm
Reference Value = 11.076 V/m; Power Drift = -0.06 dB
Peak SAR (extrapolated) = 1.329 W/kg
SAR(1 g) = 0.889 mW/g; SAR(10 g) = 0.601 mW/g
Maximum value of SAR (measured) = 0.948 mW/g

	Document Appendix B for the BlackBerry® Smartphone Model RDS41CW/RDZ21CW SAR Report			Page 27(93)
	Author Data Andrew Becker	Dates of Test May 3 – July 26, 2011	Test Report No RTS-2604-1107-06A	FCC ID: L6ARDS40CW L6ARDZ20CW



0 dB = 0.950mW/g

	Document Appendix B for the BlackBerry® Smartphone Model RDS41CW/RDZ21CW SAR Report			Page 28(93)
	Author Data Andrew Becker	Dates of Test May 3 – July 26, 2011	Test Report No RTS-2604-1107-06A	FCC ID: L6ARDS40CW L6ARDZ20CW

Date/Time: 5/26/2011 10:33:23 PM, Date/Time: 5/26/2011 10:38:26 PM

Test Laboratory: RIM Testing Services

LeftHandSide_CDMA850_mid_chan_amb_temp_23.5_liq_temp_22.2C

DUT: BlackBerry Smartphone; Type: Sample ; Serial: 32E4DBBB

Communication System: CDMA 850; Communication System Band: CDMA 2000
Cellular; Frequency: 836.52 MHz; Communication System PAR: 0 dB
Medium parameters used (interpolated): $f = 836.52$ MHz; $\sigma = 0.875$ mho/m; $\epsilon_r = 39.519$;
 $\rho = 1000$ kg/m³
Phantom section: Left Section
Measurement Standard: DASYS (IEEE/IEC/ANSI C63.19-2007)

DASY5 Configuration:

- Probe: ES3DV3 - SN3225; ConvF(6.47, 6.47, 6.47); Calibrated: 1/13/2011
- Sensor-Surface: 4mm (Mechanical Surface Detection)
- Electronics: DAE3 Sn472; Calibrated: 3/7/2011
- Phantom: SAM 1; Type: SAM 4.0; Serial: 1076
- Measurement SW: DASYS2, Version 52.6 (2); SEMCAD X Version 14.4.4 (2829)

Configuration/Touch position -/Area Scan (51x81x1): Measurement grid:
dx=15mm, dy=15mm

[Info: Interpolated medium parameters used for SAR evaluation.](#)

Maximum value of SAR (interpolated) = 0.867 mW/g

Configuration/Touch position -/Zoom Scan (5x5x7) (5x5x7)/Cube 0:

Measurement grid: dx=7.5mm, dy=7.5mm, dz=5mm
Reference Value = 10.052 V/m; Power Drift = -0.10 dB
Peak SAR (extrapolated) = 1.185 W/kg
SAR(1 g) = 0.803 mW/g; SAR(10 g) = 0.551 mW/g

[Info: Interpolated medium parameters used for SAR evaluation.](#)

Maximum value of SAR (measured) = 0.847 mW/g

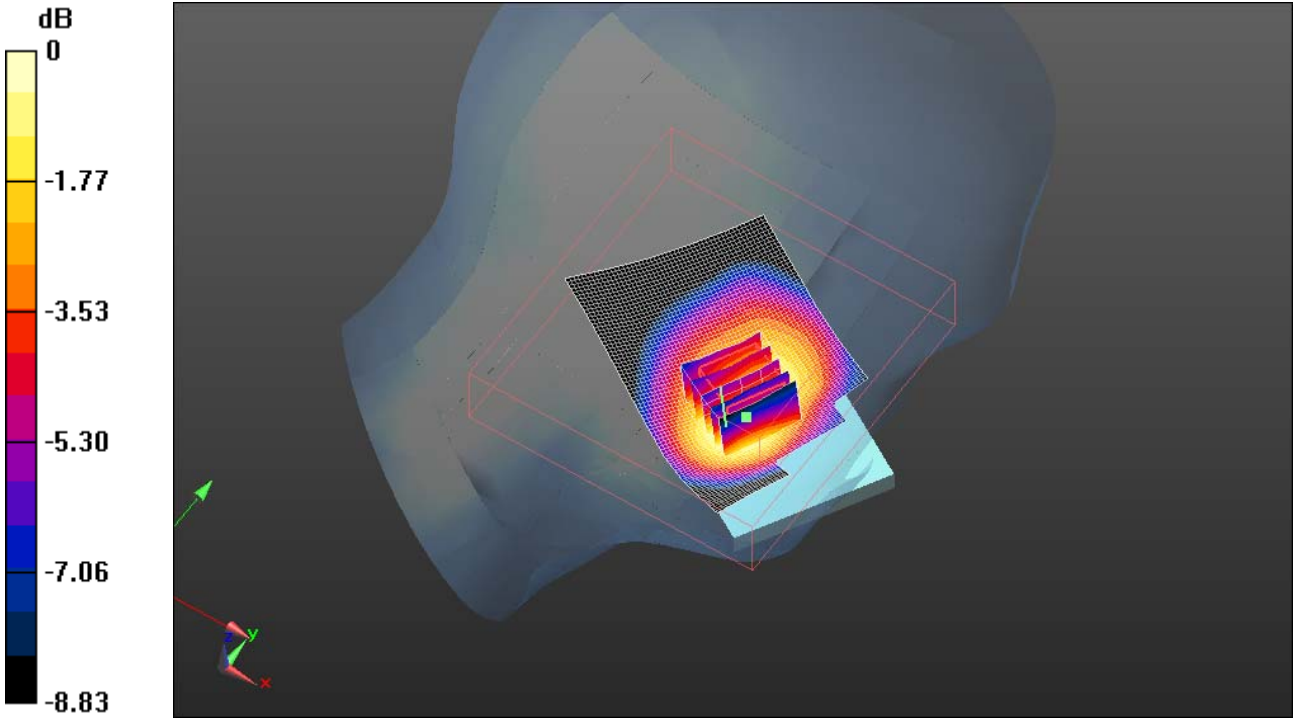
Author Data
Andrew Becker

Dates of Test
May 3 – July 26, 2011


Test Report No
RTS-2604-1107-06A

FCC ID:
L6ARDS40CW
L6ARDZ20CW

IC ID
2503A-RDS40CW
2503A-RDZ20CW



0 dB = 0.850mW/g

	Document Appendix B for the BlackBerry® Smartphone Model RDS41CW/RDZ21CW SAR Report			Page 30(93)
	Author Data Andrew Becker	Dates of Test May 3 – July 26, 2011	Test Report No RTS-2604-1107-06A	FCC ID: L6ARDS40CW L6ARDZ20CW

Date/Time: 5/26/2011 11:37:55 PM, Date/Time: 5/26/2011 11:42:58 PM

Test Laboratory: RIM Testing Services

LeftHandSide_CDMA850_high_chan_amb_temp_23.5_liq_temp_22.2C

DUT: BlackBerry Smartphone; Type: Sample ; Serial: 32E4DBBB

Communication System: CDMA 850; Communication System Band: CDMA 2000
Cellular; Frequency: 848.52 MHz; Communication System PAR: 0 dB
Medium parameters used (interpolated): $f = 848.52$ MHz; $\sigma = 0.885$ mho/m; $\epsilon_r = 39.377$;
 $\rho = 1000$ kg/m³
Phantom section: Left Section
Measurement Standard: DASYS (IEEE/IEC/ANSI C63.19-2007)

DASY5 Configuration:

- Probe: ES3DV3 - SN3225; ConvF(6.47, 6.47, 6.47); Calibrated: 1/13/2011
- Sensor-Surface: 4mm (Mechanical Surface Detection)
- Electronics: DAE3 Sn472; Calibrated: 3/7/2011
- Phantom: SAM 1; Type: SAM 4.0; Serial: 1076
- Measurement SW: DASY52, Version 52.6 (2); SEMCAD X Version 14.4.4 (2829)

Configuration/Touch position -/Area Scan (51x81x1): Measurement grid:
dx=15mm, dy=15mm

[Info: Interpolated medium parameters used for SAR evaluation.](#)


Maximum value of SAR (interpolated) = 0.948 mW/g


Configuration/Touch position -/Zoom Scan (5x5x7) (5x5x7)/Cube 0:

Measurement grid: dx=7.5mm, dy=7.5mm, dz=5mm
Reference Value = 10.528 V/m; Power Drift = 0.38 dB
Peak SAR (extrapolated) = 1.279 W/kg
SAR(1 g) = 0.860 mW/g; SAR(10 g) = 0.578 mW/g


[Info: Interpolated medium parameters used for SAR evaluation.](#)

Maximum value of SAR (measured) = 0.915 mW/g

	Document Appendix B for the BlackBerry® Smartphone Model RDS41CW/RDZ21CW SAR Report			Page 31(93)
	Author Data Andrew Becker	Dates of Test May 3 – July 26, 2011	Test Report No RTS-2604-1107-06A	FCC ID: L6ARDS40CW L6ARDZ20CW



0 dB = 0.920mW/g

	Document Appendix B for the BlackBerry® Smartphone Model RDS41CW/RDZ21CW SAR Report			Page 32(93)
	Author Data Andrew Becker	Dates of Test May 3 – July 26, 2011	Test Report No RTS-2604-1107-06A	FCC ID: L6ARDS40CW L6ARDZ20CW

Date/Time: 5/26/2011 11:59:27 PM, Date/Time: 5/27/2011 12:04:30 AM

Test Laboratory: RIM Testing Services

LeftHandSide_Tilt_CDMA850_mid_chan_amb_temp_23.5_liq_temp_22. 2C

DUT: BlackBerry Smartphone; Type: Sample ; Serial: 32E4DBBB

Communication System: CDMA 850; Communication System Band: CDMA 2000
Cellular; Frequency: 836.52 MHz; Communication System PAR: 0 dB
Medium parameters used (interpolated): $f = 836.52$ MHz; $\sigma = 0.875$ mho/m; $\epsilon_r = 39.519$;
 $\rho = 1000$ kg/m³
Phantom section: Left Section
Measurement Standard: DASYS5 (IEEE/IEC/ANSI C63.19-2007)

DASY5 Configuration:


- Probe: ES3DV3 - SN3225; ConvF(6.47, 6.47, 6.47); Calibrated: 1/13/2011
- Sensor-Surface: 4mm (Mechanical Surface Detection)
- Electronics: DAE3 Sn472; Calibrated: 3/7/2011
- Phantom: SAM 1; Type: SAM 4.0; Serial: 1076
- Measurement SW: DASYS5, Version 52.6 (2); SEMCAD X Version 14.4.4 (2829)

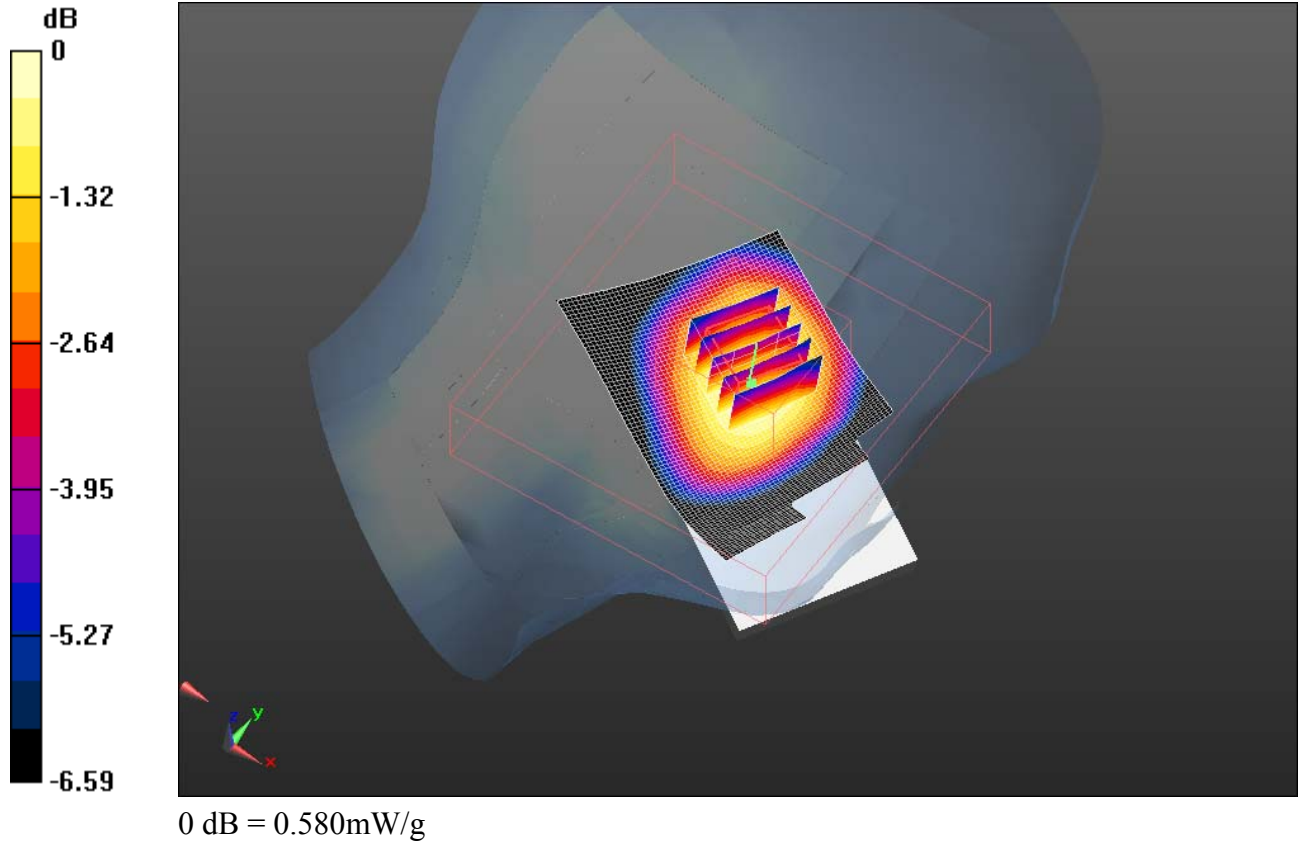
Configuration/Touch position -/Area Scan (51x81x1): Measurement grid:
dx=15mm, dy=15mm


[Info: Interpolated medium parameters used for SAR evaluation.](#)
Maximum value of SAR (interpolated) = 0.593 mW/g

Configuration/Touch position -/Zoom Scan (5x5x7) (5x5x7)/Cube 0:
Measurement grid: dx=7.5mm, dy=7.5mm, dz=5mm
Reference Value = 17.311 V/m; Power Drift = 0.01 dB
Peak SAR (extrapolated) = 0.687 W/kg
SAR(1 g) = 0.552 mW/g; SAR(10 g) = 0.413 mW/g

[Info: Interpolated medium parameters used for SAR evaluation.](#)
Maximum value of SAR (measured) = 0.584 mW/g

	Document Appendix B for the BlackBerry® Smartphone Model RDS41CW/RDZ21CW SAR Report			Page 33(93)
	Author Data Andrew Becker	Dates of Test May 3 – July 26, 2011	Test Report No RTS-2604-1107-06A	FCC ID: L6ARDS40CW L6ARDZ20CW



	Document Appendix B for the BlackBerry® Smartphone Model RDS41CW/RDZ21CW SAR Report			Page 34(93)
	Author Data Andrew Becker	Dates of Test May 3 – July 26, 2011	Test Report No RTS-2604-1107-06A	FCC ID: L6ARDS40CW L6ARDZ20CW

Date/Time: 6/6/2011 3:46:31 PM, Date/Time: 6/6/2011 3:51:40 PM

Test Laboratory: RIM Testing Services

RightHandSide_CDMA850_mid_chan_amb_temp_23.1_liq_temp_22.3C

DUT: BlackBerry Smartphone; Type: Sample ; Serial: 32EFD22F

Communication System: CDMA 850; Communication System Band: CDMA 2000
Cellular; Frequency: 836.52 MHz; Communication System PAR: 0 dB
Medium parameters used (interpolated): $f = 836.52$ MHz; $\sigma = 0.896$ mho/m; $\epsilon_r = 40.14$; $\rho = 1000$ kg/m³
Phantom section: Right Section
Measurement Standard: DASYS (IEEE/IEC/ANSI C63.19-2007)

DASY5 Configuration:

- Probe: ES3DV3 - SN3225; ConvF(6.47, 6.47, 6.47); Calibrated: 1/13/2011
- Sensor-Surface: 4mm (Mechanical Surface Detection)
- Electronics: DAE3 Sn472; Calibrated: 3/7/2011
- Phantom: SAM 1; Type: SAM 4.0; Serial: 1076
- Measurement SW: DASY52, Version 52.6 (2); SEMCAD X Version 14.4.4 (2829)

Configuration/Touch position -/Area Scan (51x81x1): Measurement grid:
dx=15mm, dy=15mm

[Info: Interpolated medium parameters used for SAR evaluation.](#)


Maximum value of SAR (interpolated) = 0.629 mW/g

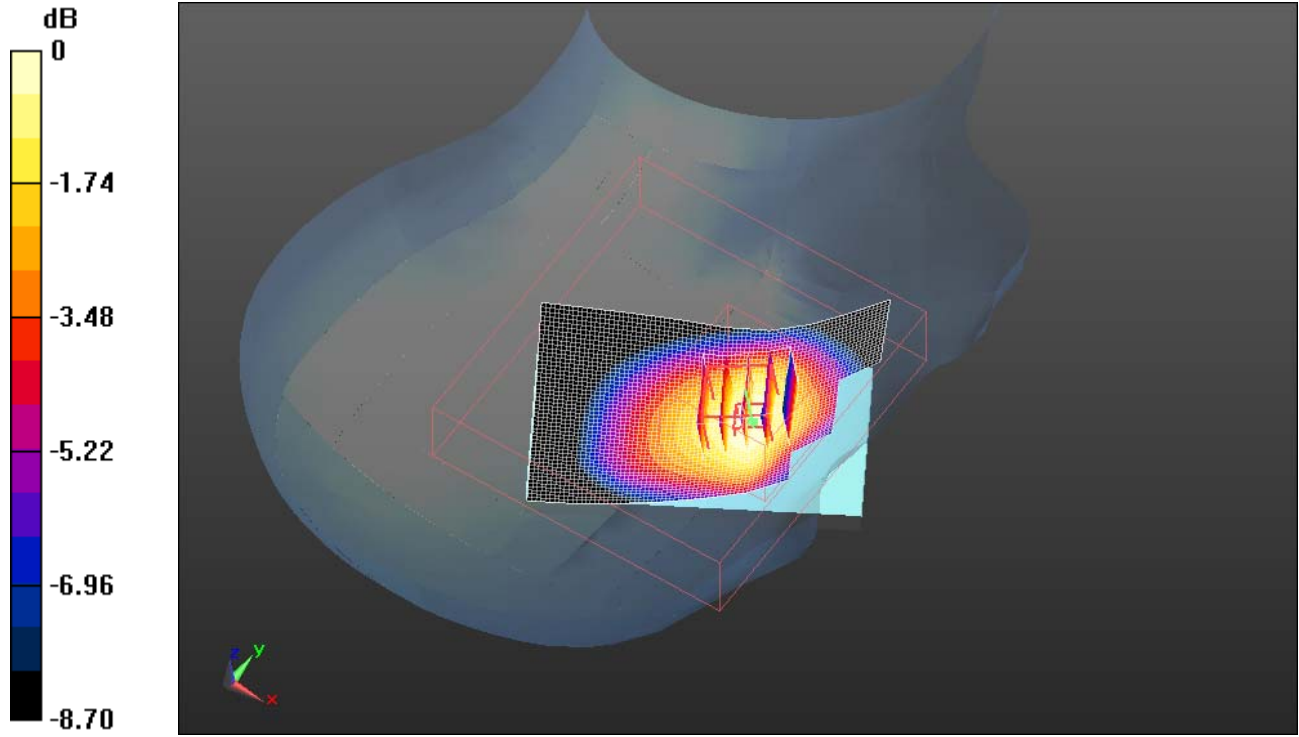
Configuration/Touch position -/Zoom Scan (5x5x7) (5x5x7)/Cube 0:

Measurement grid: dx=7.5mm, dy=7.5mm, dz=5mm
Reference Value = 8.788 V/m; Power Drift = -0.04 dB
Peak SAR (extrapolated) = 0.761 W/kg
SAR(1 g) = 0.587 mW/g; SAR(10 g) = 0.425 mW/g


[Info: Interpolated medium parameters used for SAR evaluation.](#)

Maximum value of SAR (measured) = 0.619 mW/g

	Document Appendix B for the BlackBerry® Smartphone Model RDS41CW/RDZ21CW SAR Report			Page 35(93)
	Author Data Andrew Becker	Dates of Test May 3 – July 26, 2011	Test Report No RTS-2604-1107-06A	FCC ID: L6ARDS40CW L6ARDZ20CW



0 dB = 0.620mW/g

	Document Appendix B for the BlackBerry® Smartphone Model RDS41CW/RDZ21CW SAR Report			Page 36(93)
	Author Data Andrew Becker	Dates of Test May 3 – July 26, 2011	Test Report No RTS-2604-1107-06A	FCC ID: L6ARDS40CW L6ARDZ20CW

Date/Time: 6/6/2011 3:18:41 PM, Date/Time: 6/6/2011 3:23:44 PM

Test Laboratory: RIM Testing Services

LeftHandSide_CDMA850_low_chan_amb_temp_23.0_liq_temp_22.1C

DUT: BlackBerry Smartphone; Type: Sample ; Serial: 32EFD22F


Communication System: CDMA 850; Communication System Band: CDMA 2000
Cellular; Frequency: 824.7 MHz; Communication System PAR: 0 dB
Medium parameters used: $f = 825$ MHz; $\sigma = 0.884$ mho/m; $\epsilon_r = 40.299$; $\rho = 1000$ kg/m³
Phantom section: Left Section
Measurement Standard: DASYS (IEEE/IEC/ANSI C63.19-2007)

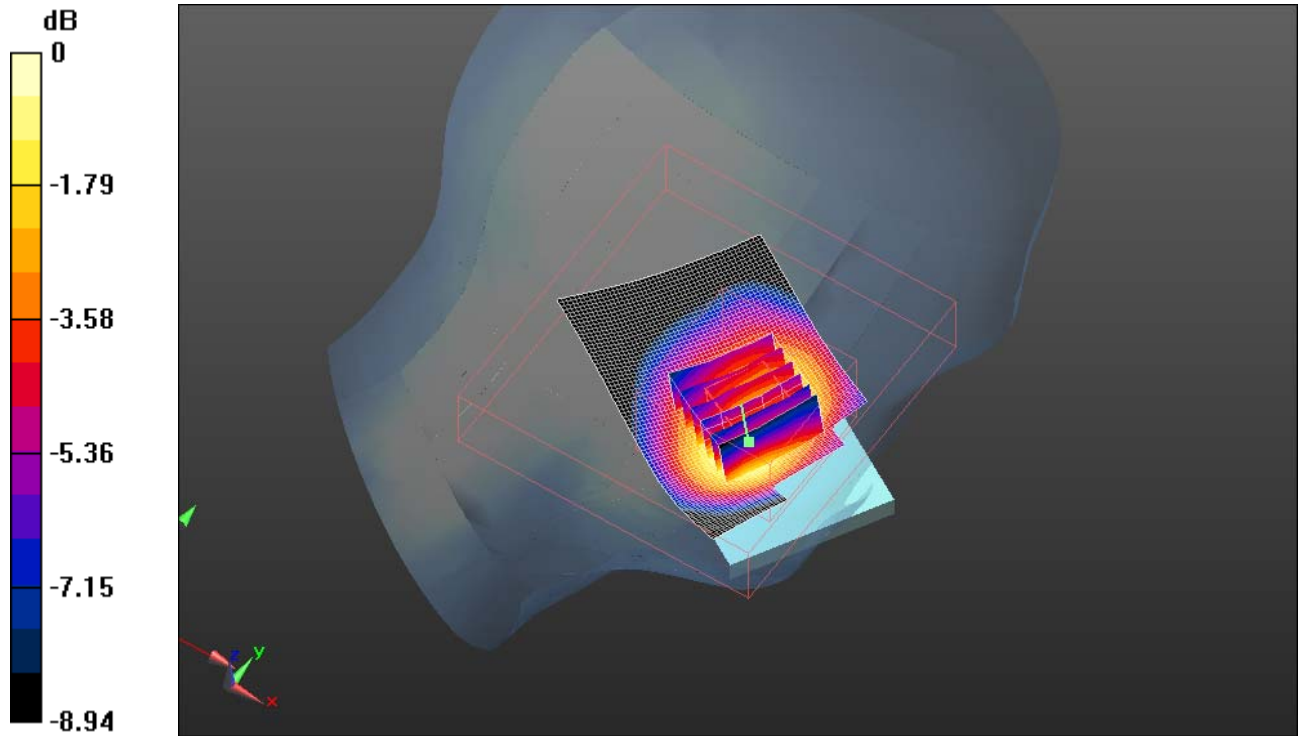
DASY5 Configuration:

- Probe: ES3DV3 - SN3225; ConvF(6.47, 6.47, 6.47); Calibrated: 1/13/2011
- Sensor-Surface: 4mm (Mechanical Surface Detection)
- Electronics: DAE3 Sn472; Calibrated: 3/7/2011
- Phantom: SAM 1; Type: SAM 4.0; Serial: 1076
- Measurement SW: DASY52, Version 52.6 (2); SEMCAD X Version 14.4.4 (2829)


Configuration/Touch position -/Area Scan (51x81x1): Measurement grid:
dx=15mm, dy=15mm
Maximum value of SAR (interpolated) = 0.672 mW/g

Configuration/Touch position -/Zoom Scan (5x5x7) (6x6x7)/Cube 0:
Measurement grid: dx=7.5mm, dy=7.5mm, dz=5mm
Reference Value = 8.281 V/m; Power Drift = -0.07 dB
Peak SAR (extrapolated) = 0.874 W/kg
SAR(1 g) = 0.607 mW/g; SAR(10 g) = 0.418 mW/g
Maximum value of SAR (measured) = 0.647 mW/g

	Document Appendix B for the BlackBerry® Smartphone Model RDS41CW/RDZ21CW SAR Report			Page 37(93)
	Author Data Andrew Becker	Dates of Test May 3 – July 26, 2011	Test Report No RTS-2604-1107-06A	FCC ID: L6ARDS40CW L6ARDZ20CW



0 dB = 0.650mW/g

	Document Appendix B for the BlackBerry® Smartphone Model RDS41CW/RDZ21CW SAR Report			Page 38(93)
	Author Data Andrew Becker	Dates of Test May 3 – July 26, 2011	Test Report No RTS-2604-1107-06A	FCC ID: L6ARDS40CW L6ARDZ20CW

Date/Time: 6/8/2011 10:53:36 PM, Date/Time: 6/8/2011 10:58:43 PM, Date/Time:
6/8/2011 11:03:44 PM

Test Laboratory: RIM Testing Services

RightHandSide_CDMA1900_low_chan_amb_temp_23.1_liq_temp_22.2

C

DUT: BlackBerry Smartphone; Type: Sample ; Serial: 32EFD22F

Communication System: CDMA 1900; Communication System Band: CDMA 2000
PCS; Frequency: 1851.25 MHz; Communication System PAR: 0 dB
Medium parameters used (interpolated): $f = 1851.25$ MHz; $\sigma = 1.322$ mho/m; $\epsilon_r = 39.997$; $\rho = 1000$ kg/m³
Phantom section: Right Section
Measurement Standard: DASYS5 (IEEE/IEC/ANSI C63.19-2007)

DASY5 Configuration:

- Probe: ES3DV3 - SN3225; ConvF(5.26, 5.26, 5.26); Calibrated: 1/13/2011
- Sensor-Surface: 4mm (Mechanical Surface Detection)
- Electronics: DAE3 Sn472; Calibrated: 3/7/2011
- Phantom: SAM 1; Type: SAM 4.0; Serial: 1076
- Measurement SW: DASY52, Version 52.6 (2); SEMCAD X Version 14.4.4 (2829)

Configuration/Touch position -/Area Scan (51x81x1): Measurement grid:
dx=15mm, dy=15mm


[Info: Interpolated medium parameters used for SAR evaluation.](#)

Maximum value of SAR (interpolated) = 1.081 mW/g

Configuration/Touch position -/Zoom Scan (5x5x7) (5x5x7)/Cube 0:

Measurement grid: dx=7.5mm, dy=7.5mm, dz=5mm
Reference Value = 13.623 V/m; Power Drift = 0.07 dB
Peak SAR (extrapolated) = 1.324 W/kg
SAR(1 g) = 0.950 mW/g; SAR(10 g) = 0.623 mW/g

[Info: Interpolated medium parameters used for SAR evaluation.](#)

	Document Appendix B for the BlackBerry® Smartphone Model RDS41CW/RDZ21CW SAR Report			Page 39(93)
	Author Data Andrew Becker	Dates of Test May 3 – July 26, 2011	Test Report No RTS-2604-1107-06A	FCC ID: L6ARDS40CW L6ARDZ20CW

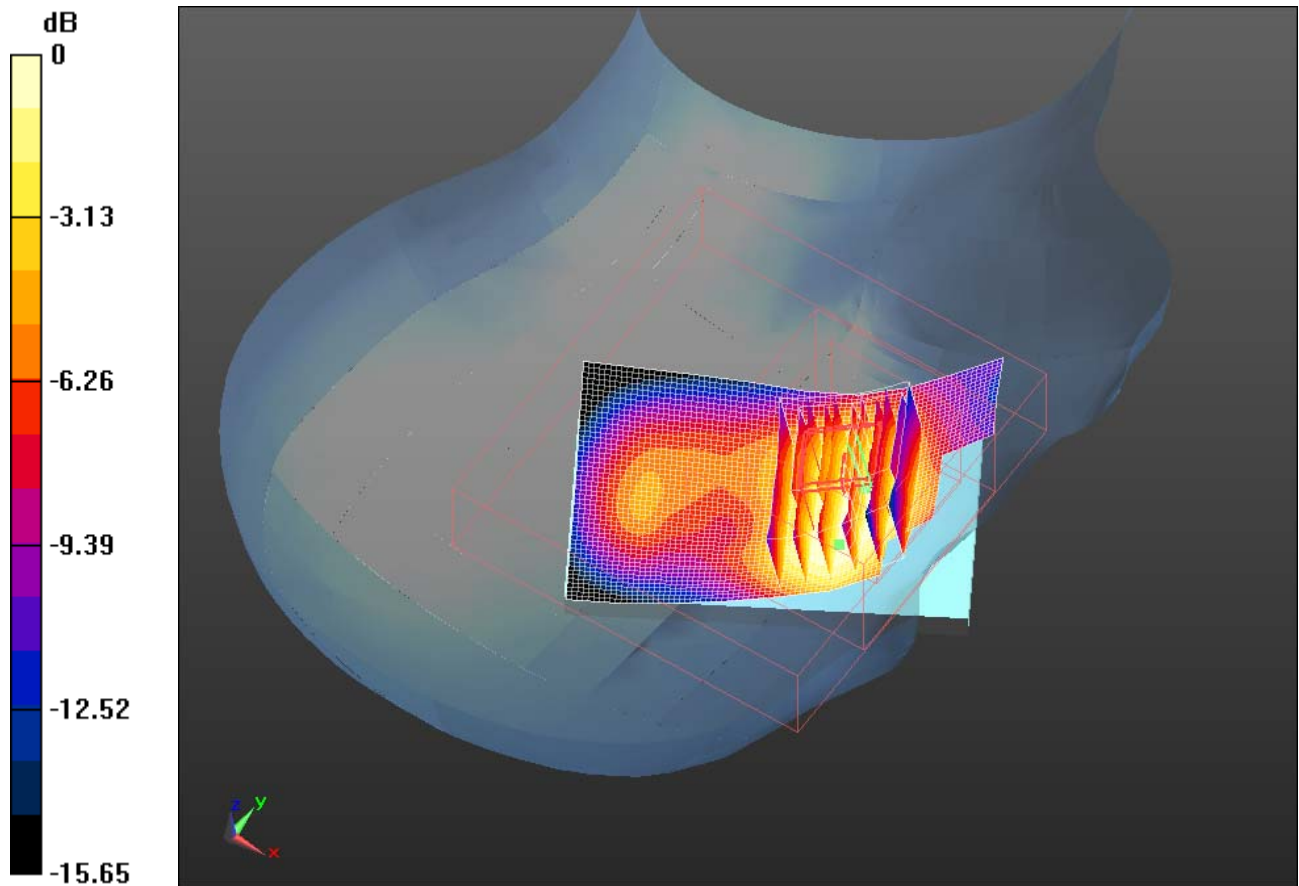
Maximum value of SAR (measured) = 1.005 mW/g

Configuration/Touch position -/Zoom Scan (5x5x7) 2 (8x6x5)/Cube 0:


Measurement grid: dx=7.5mm, dy=7.5mm, dz=5mm
Reference Value = 13.623 V/m; Power Drift = 0.11 dB
Peak SAR (extrapolated) = 1.397 W/kg
SAR(1 g) = 0.960 mW/g; SAR(10 g) = 0.623 mW/g

[Info: Interpolated medium parameters used for SAR evaluation.](#)

Maximum value of SAR (measured) = 1.006 mW/g



0 dB = 1.010mW/g

	Document Appendix B for the BlackBerry® Smartphone Model RDS41CW/RDZ21CW SAR Report			Page 40(93)
	Author Data Andrew Becker	Dates of Test May 3 – July 26, 2011	Test Report No RTS-2604-1107-06A	FCC ID: L6ARDS40CW L6ARDZ20CW

Date/Time: 6/8/2011 10:42:24 PM, Date/Time: 6/8/2011 10:47:30 PM

Test Laboratory: RIM Testing Services

RightHandSide_CDMA1900_mid_chan_amb_temp_23.2_liq_temp_22.3

C

DUT: BlackBerry Smartphone; Type: Sample ; Serial: 32EFD22F

Communication System: CDMA 1900; Communication System Band: CDMA 2000
PCS; Frequency: 1880 MHz; Communication System PAR: 0 dB
Medium parameters used: $f = 1880$ MHz; $\sigma = 1.351$ mho/m; $\epsilon_r = 39.881$; $\rho = 1000$ kg/m³
Phantom section: Right Section
Measurement Standard: DASYS (IEEE/IEC/ANSI C63.19-2007)

DASY5 Configuration:

- Probe: ES3DV3 - SN3225; ConvF(5.26, 5.26, 5.26); Calibrated: 1/13/2011
- Sensor-Surface: 4mm (Mechanical Surface Detection)
- Electronics: DAE3 Sn472; Calibrated: 3/7/2011
- Phantom: SAM 1; Type: SAM 4.0; Serial: 1076
- Measurement SW: DASY52, Version 52.6 (2); SEMCAD X Version 14.4.4 (2829)

Configuration/Touch position -/Area Scan (51x81x1): Measurement grid:

dx=15mm, dy=15mm

Maximum value of SAR (interpolated) = 0.998 mW/g

Configuration/Touch position -/Zoom Scan (5x5x7) (5x5x7)/Cube 0:


Measurement grid: dx=7.5mm, dy=7.5mm, dz=5mm

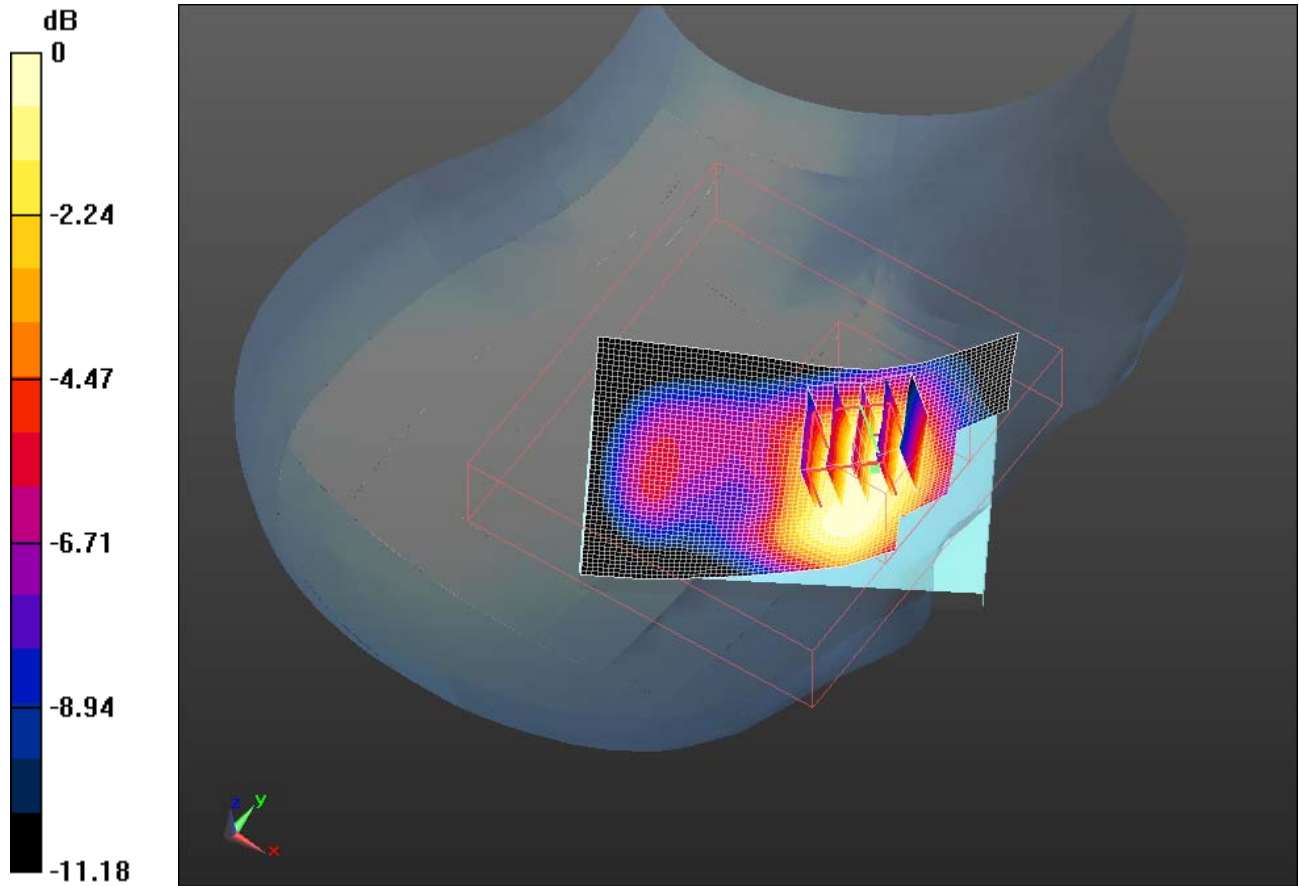
Reference Value = 12.993 V/m; Power Drift = 0.02 dB

Peak SAR (extrapolated) = 1.258 W/kg


SAR(1 g) = 0.911 mW/g; SAR(10 g) = 0.594 mW/g

Maximum value of SAR (measured) = 0.985 mW/g

	Document Appendix B for the BlackBerry® Smartphone Model RDS41CW/RDZ21CW SAR Report			Page 41(93)
	Author Data Andrew Becker	Dates of Test May 3 – July 26, 2011	Test Report No RTS-2604-1107-06A	FCC ID: L6ARDS40CW L6ARDZ20CW



0 dB = 0.990mW/g

	Document Appendix B for the BlackBerry® Smartphone Model RDS41CW/RDZ21CW SAR Report			Page 42(93)
	Author Data Andrew Becker	Dates of Test May 3 – July 26, 2011	Test Report No RTS-2604-1107-06A	FCC ID: L6ARDS40CW L6ARDZ20CW

Date/Time: 6/8/2011 11:14:40 PM, Date/Time: 6/8/2011 11:19:47 PM, Date/Time:
6/8/2011 11:28:45 PM

Test Laboratory: RIM Testing Services

RightHandSide_CDMA1900_high_chan_amb_temp_23.2_liq_temp_22.4

C

DUT: BlackBerry Smartphone; Type: Sample ; Serial: 32EFD22F

Communication System: CDMA 1900; Communication System Band: CDMA 2000
PCS; Frequency: 1908.5 MHz; Communication System PAR: 0 dB
Medium parameters used (interpolated): $f = 1908.5$ MHz; $\sigma = 1.38$ mho/m; $\epsilon_r = 39.742$; $\rho = 1000$ kg/m³
Phantom section: Right Section
Measurement Standard: DASYS (IEEE/IEC/ANSI C63.19-2007)

DASY5 Configuration:

- Probe: ES3DV3 - SN3225; ConvF(5.26, 5.26, 5.26); Calibrated: 1/13/2011
- Sensor-Surface: 4mm (Mechanical Surface Detection)
- Electronics: DAE3 Sn472; Calibrated: 3/7/2011
- Phantom: SAM 1; Type: SAM 4.0; Serial: 1076
- Measurement SW: DASY52, Version 52.6 (2); SEMCAD X Version 14.4.4 (2829)

Configuration/Touch position -/Area Scan (51x81x1): Measurement grid:
dx=15mm, dy=15mm


[Info: Interpolated medium parameters used for SAR evaluation.](#)

Maximum value of SAR (interpolated) = 0.919 mW/g

Configuration/Touch position -/Zoom Scan (5x5x7) (7x6x7)/Cube 0:

Measurement grid: dx=7.5mm, dy=7.5mm, dz=5mm
Reference Value = 11.339 V/m; Power Drift = -0.04 dB
Peak SAR (extrapolated) = 1.236 W/kg
SAR(1 g) = 0.808 mW/g; SAR(10 g) = 0.525 mW/g

[Info: Interpolated medium parameters used for SAR evaluation.](#)

	Document Appendix B for the BlackBerry® Smartphone Model RDS41CW/RDZ21CW SAR Report			Page 43(93)
	Author Data Andrew Becker	Dates of Test May 3 – July 26, 2011	Test Report No RTS-2604-1107-06A	FCC ID: L6ARDS40CW L6ARDZ20CW

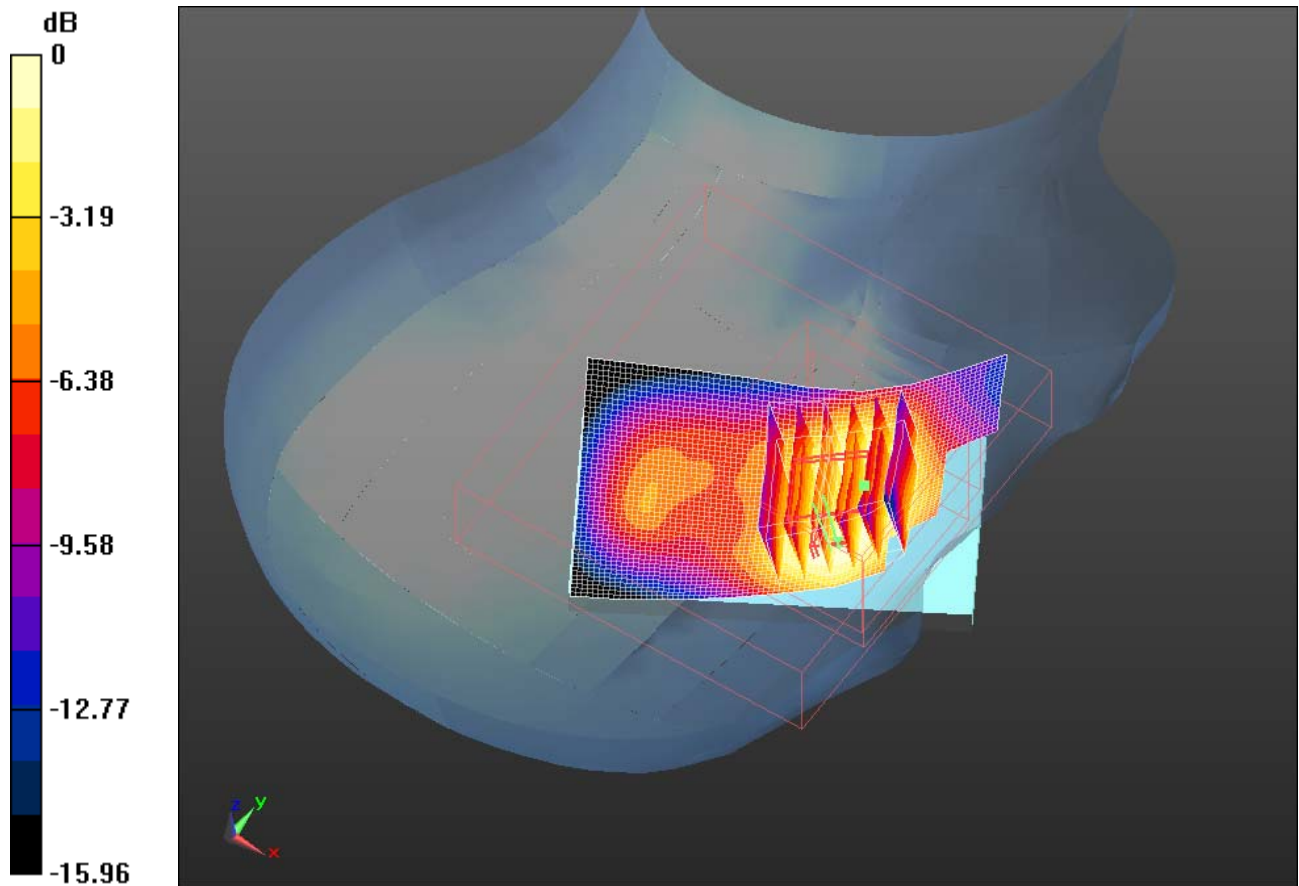
Maximum value of SAR (measured) = 0.867 mW/g

Configuration/Touch position -/Zoom Scan (5x5x7) 2 (6x6x5)/Cube 0:


Measurement grid: dx=7.5mm, dy=7.5mm, dz=5mm
Reference Value = 11.339 V/m; Power Drift = 0.11 dB
Peak SAR (extrapolated) = 1.123 W/kg
SAR(1 g) = 0.786 mW/g; SAR(10 g) = 0.519 mW/g

[Info: Interpolated medium parameters used for SAR evaluation.](#)

Maximum value of SAR (measured) = 0.840 mW/g



0 dB = 0.840mW/g

	Document Appendix B for the BlackBerry® Smartphone Model RDS41CW/RDZ21CW SAR Report			Page 44(93)
	Author Data Andrew Becker	Dates of Test May 3 – July 26, 2011	Test Report No RTS-2604-1107-06A	FCC ID: L6ARDS40CW L6ARDZ20CW

Date/Time: 6/8/2011 11:39:11 PM, Date/Time: 6/8/2011 11:44:18 PM

Test Laboratory: RIM Testing Services

RightHandSide_Tilt_CDMA1900_mid_chan_amb_temp_23.3_liq_temp_2 2.5C

DUT: BlackBerry Smartphone; Type: Sample ; Serial: 32EFD22F


Communication System: CDMA 1900; Communication System Band: CDMA 2000
PCS; Frequency: 1880 MHz; Communication System PAR: 0 dB
Medium parameters used: $f = 1880$ MHz; $\sigma = 1.351$ mho/m; $\epsilon_r = 39.881$; $\rho = 1000$ kg/m³
Phantom section: Right Section
Measurement Standard: DASYS (IEEE/IEC/ANSI C63.19-2007)

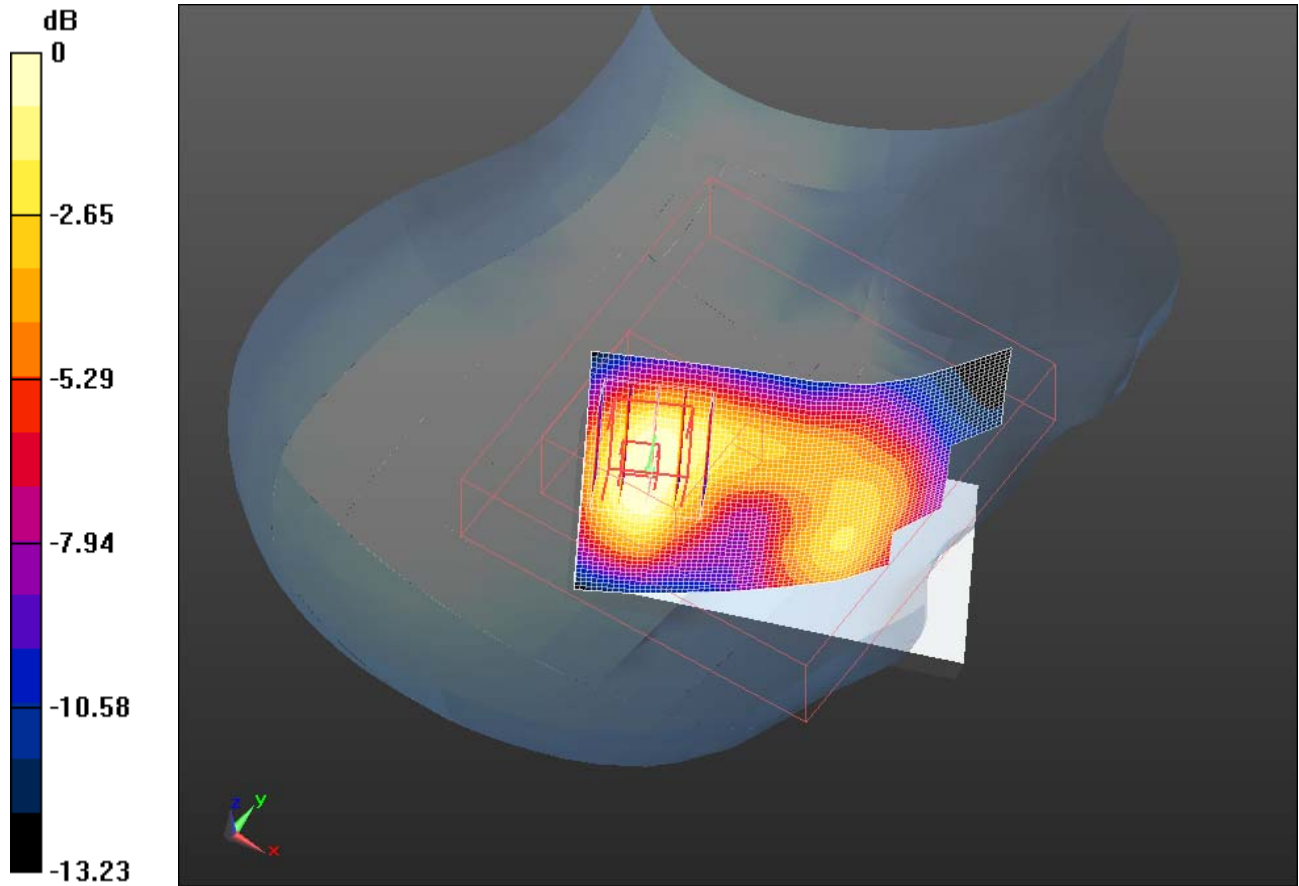
DASY5 Configuration:

- Probe: ES3DV3 - SN3225; ConvF(5.26, 5.26, 5.26); Calibrated: 1/13/2011
- Sensor-Surface: 4mm (Mechanical Surface Detection)
- Electronics: DAE3 Sn472; Calibrated: 3/7/2011
- Phantom: SAM 1; Type: SAM 4.0; Serial: 1076
- Measurement SW: DASYS2, Version 52.6 (2); SEMCAD X Version 14.4.4 (2829)


Configuration/Touch position -/Area Scan (51x81x1): Measurement grid:
dx=15mm, dy=15mm
Maximum value of SAR (interpolated) = 0.620 mW/g

Configuration/Touch position -/Zoom Scan (5x5x7) (5x5x7)/Cube 0:
Measurement grid: dx=7.5mm, dy=7.5mm, dz=5mm
Reference Value = 20.436 V/m; Power Drift = -0.03 dB
Peak SAR (extrapolated) = 0.824 W/kg
SAR(1 g) = 0.541 mW/g; SAR(10 g) = 0.326 mW/g
Maximum value of SAR (measured) = 0.566 mW/g

	Document Appendix B for the BlackBerry® Smartphone Model RDS41CW/RDZ21CW SAR Report			Page 45(93)
	Author Data Andrew Becker	Dates of Test May 3 – July 26, 2011	Test Report No RTS-2604-1107-06A	FCC ID: L6ARDS40CW L6ARDZ20CW



0 dB = 0.570mW/g

	Document Appendix B for the BlackBerry® Smartphone Model RDS41CW/RDZ21CW SAR Report			Page 46(93)
	Author Data Andrew Becker	Dates of Test May 3 – July 26, 2011	Test Report No RTS-2604-1107-06A	FCC ID: L6ARDS40CW L6ARDZ20CW

Date/Time: 6/9/2011 4:36:38 PM, Date/Time: 6/9/2011 4:41:40 PM

Test Laboratory: RIM Testing Services

LeftHandSide_CDMA1900_low_chan_amb_temp_23.1_liq_temp_22.0C

DUT: BlackBerry Smartphone; Type: Sample ; Serial: 32EFD22F

Communication System: CDMA 1900; Communication System Band: CDMA 2000
PCS; Frequency: 1851.25 MHz; Communication System PAR: 0 dB
Medium parameters used (interpolated): $f = 1851.25$ MHz; $\sigma = 1.322$ mho/m; $\epsilon_r = 39.997$; $\rho = 1000$ kg/m³
Phantom section: Left Section
Measurement Standard: DASYS (IEEE/IEC/ANSI C63.19-2007)

DASY5 Configuration:

- Probe: ES3DV3 - SN3225; ConvF(5.26, 5.26, 5.26); Calibrated: 1/13/2011
- Sensor-Surface: 4mm (Mechanical Surface Detection)
- Electronics: DAE3 Sn472; Calibrated: 3/7/2011
- Phantom: SAM 1; Type: SAM 4.0; Serial: 1076
- Measurement SW: DASY52, Version 52.6 (2); SEMCAD X Version 14.4.4 (2829)

Configuration/Touch position -/Area Scan (51x81x1): Measurement grid:
dx=15mm, dy=15mm

[Info: Interpolated medium parameters used for SAR evaluation.](#)


Maximum value of SAR (interpolated) = 1.652 mW/g

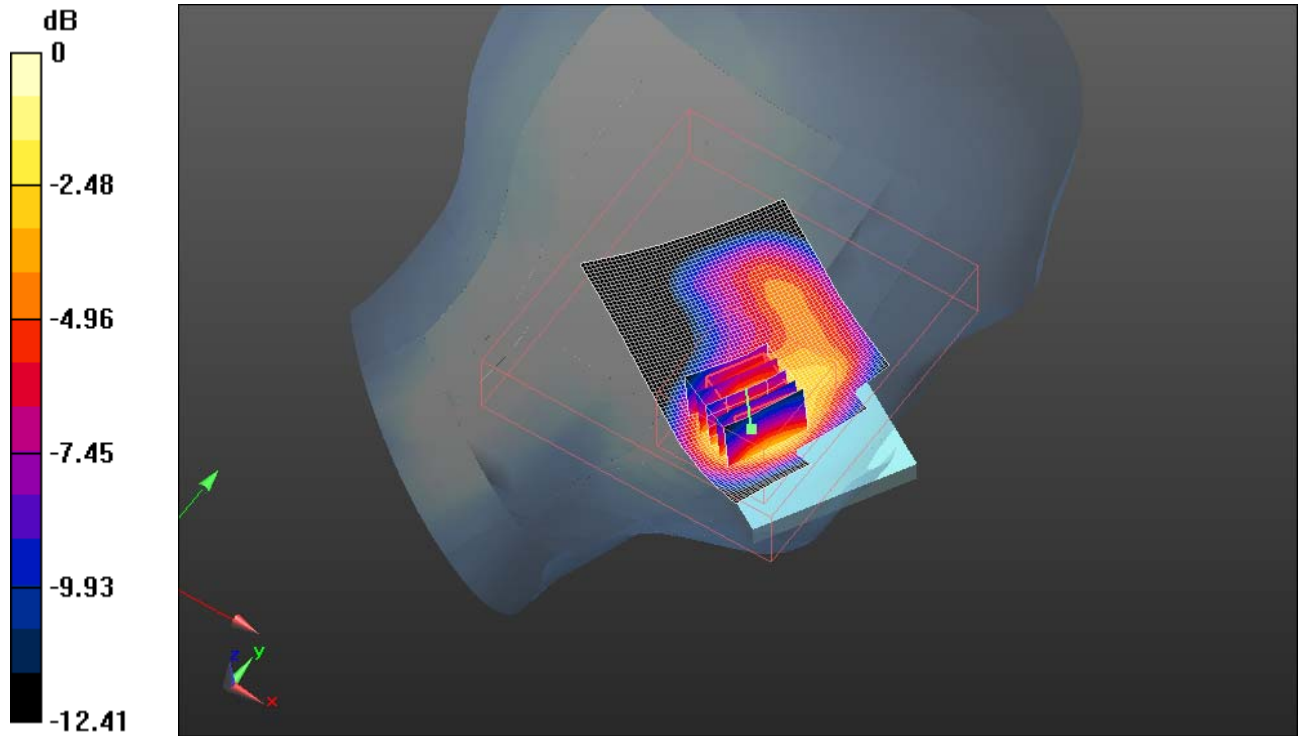
Configuration/Touch position -/Zoom Scan (5x5x7) (5x5x7)/Cube 0:

Measurement grid: dx=7.5mm, dy=7.5mm, dz=5mm
Reference Value = 12.027 V/m; Power Drift = -0.02 dB
Peak SAR (extrapolated) = 2.335 W/kg
SAR(1 g) = 1.5 mW/g; SAR(10 g) = 0.896 mW/g


[Info: Interpolated medium parameters used for SAR evaluation.](#)

Maximum value of SAR (measured) = 1.629 mW/g

	Document Appendix B for the BlackBerry® Smartphone Model RDS41CW/RDZ21CW SAR Report			Page 47(93)
	Author Data Andrew Becker	Dates of Test May 3 – July 26, 2011	Test Report No RTS-2604-1107-06A	FCC ID: L6ARDS40CW L6ARDZ20CW



0 dB = 1.630mW/g

	Document Appendix B for the BlackBerry® Smartphone Model RDS41CW/RDZ21CW SAR Report			Page 48(93)
	Author Data Andrew Becker	Dates of Test May 3 – July 26, 2011	Test Report No RTS-2604-1107-06A	FCC ID: L6ARDS40CW L6ARDZ20CW

Date/Time: 6/9/2011 4:05:16 PM, Date/Time: 6/9/2011 4:10:18 PM

Test Laboratory: RIM Testing Services

LeftHandSide_CDMA1900_mid_chan_amb_temp_23.1_liq_temp_22.2C

DUT: BlackBerry Smartphone; Type: Sample ; Serial: 32EFD22F


Communication System: CDMA 1900; Communication System Band: CDMA 2000
PCS; Frequency: 1880 MHz; Communication System PAR: 0 dB
Medium parameters used: $f = 1880$ MHz; $\sigma = 1.351$ mho/m; $\epsilon_r = 39.881$; $\rho = 1000$ kg/m³
Phantom section: Left Section
Measurement Standard: DASYS (IEEE/IEC/ANSI C63.19-2007)

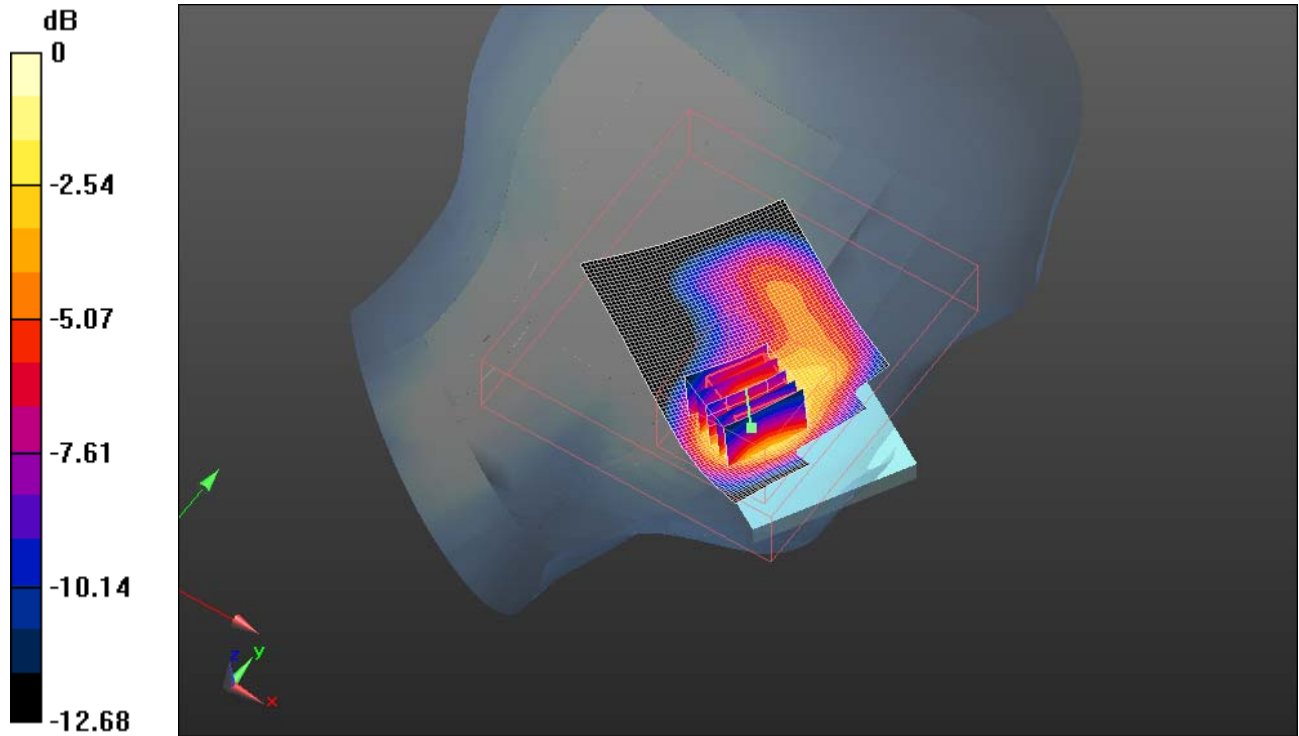
DASY5 Configuration:

- Probe: ES3DV3 - SN3225; ConvF(5.26, 5.26, 5.26); Calibrated: 1/13/2011
- Sensor-Surface: 4mm (Mechanical Surface Detection)
- Electronics: DAE3 Sn472; Calibrated: 3/7/2011
- Phantom: SAM 1; Type: SAM 4.0; Serial: 1076
- Measurement SW: DASY52, Version 52.6 (2); SEMCAD X Version 14.4.4 (2829)


Configuration/Touch position -/Area Scan (51x81x1): Measurement grid:
dx=15mm, dy=15mm
Maximum value of SAR (interpolated) = 1.541 mW/g

Configuration/Touch position -/Zoom Scan (5x5x7) (5x5x7)/Cube 0:
Measurement grid: dx=7.5mm, dy=7.5mm, dz=5mm
Reference Value = 11.077 V/m; Power Drift = 0.16 dB
Peak SAR (extrapolated) = 2.300 W/kg
SAR(1 g) = 1.42 mW/g; SAR(10 g) = 0.832 mW/g
Maximum value of SAR (measured) = 1.548 mW/g

	Document Appendix B for the BlackBerry® Smartphone Model RDS41CW/RDZ21CW SAR Report			Page 49(93)
	Author Data Andrew Becker	Dates of Test May 3 – July 26, 2011	Test Report No RTS-2604-1107-06A	FCC ID: L6ARDS40CW L6ARDZ20CW



0 dB = 1.550mW/g

	Document Appendix B for the BlackBerry® Smartphone Model RDS41CW/RDZ21CW SAR Report			Page 50(93)
	Author Data Andrew Becker	Dates of Test May 3 – July 26, 2011	Test Report No RTS-2604-1107-06A	FCC ID: L6ARDS40CW L6ARDZ20CW

Date/Time: 6/9/2011 4:51:00 PM, Date/Time: 6/9/2011 4:56:03 PM

Test Laboratory: RIM Testing Services

LeftHandSide_CDMA1900_high_chan_amb_temp_23.3_liq_temp_22.2C

DUT: BlackBerry Smartphone; Type: Sample ; Serial: 32EFD22F

Communication System: CDMA 1900; Communication System Band: CDMA 2000
PCS; Frequency: 1908.5 MHz; Communication System PAR: 0 dB
Medium parameters used (interpolated): $f = 1908.5$ MHz; $\sigma = 1.38$ mho/m; $\epsilon_r = 39.742$; $\rho = 1000$ kg/m³
Phantom section: Left Section
Measurement Standard: DASYS (IEEE/IEC/ANSI C63.19-2007)

DASY5 Configuration:

- Probe: ES3DV3 - SN3225; ConvF(5.26, 5.26, 5.26); Calibrated: 1/13/2011
 - Modulation Compensation: **Not calibrated**
- Sensor-Surface: 4mm (Mechanical Surface Detection)
- Electronics: DAE3 Sn472; Calibrated: 3/7/2011
- Phantom: SAM 1; Type: SAM 4.0; Serial: 1076
- Measurement SW: DASY52, Version 52.6 (2); SEMCAD X Version 14.4.4 (2829)

Configuration/Touch position -/Area Scan (51x81x1): Measurement grid:
dx=15mm, dy=15mm

[Info: Interpolated medium parameters used for SAR evaluation.](#)

Maximum value of SAR (interpolated) = 1.320 mW/g

Configuration/Touch position -/Zoom Scan (5x5x7) (5x5x7)/Cube 0:

Measurement grid: dx=7.5mm, dy=7.5mm, dz=5mm

Reference Value = 9.815 V/m; Power Drift = 0.07 dB

Peak SAR (extrapolated) = 1.765 W/kg

SAR(1 g) = 1.17 mW/g; SAR(10 g) = 0.700 mW/g

[Info: Interpolated medium parameters used for SAR evaluation.](#)

Maximum value of SAR (measured) = 1.286 mW/g


Author Data
Andrew Becker

Dates of Test
May 3 – July 26, 2011


Test Report No
RTS-2604-1107-06A

FCC ID:
L6ARDS40CW
L6ARDZ20CW

IC ID
2503A-RDS40CW
2503A-RDZ20CW



0 dB = 1.290mW/g

	Document Appendix B for the BlackBerry® Smartphone Model RDS41CW/RDZ21CW SAR Report			Page 52(93)
	Author Data Andrew Becker	Dates of Test May 3 – July 26, 2011	Test Report No RTS-2604-1107-06A	FCC ID: L6ARDS40CW L6ARDZ20CW

Date/Time: 6/9/2011 5:03:35 PM, Date/Time: 6/9/2011 5:08:37 PM

Test Laboratory: RIM Testing Services

LeftHandSide_Tilt_CDMA1900_mid_chan_amb_temp_23.4_liq_temp_22
.3C

DUT: BlackBerry Smartphone; Type: Sample ; Serial: 32EFD22F


Communication System: CDMA 1900; Communication System Band: CDMA 2000
PCS; Frequency: 1880 MHz; Communication System PAR: 0 dB
Medium parameters used: $f = 1880$ MHz; $\sigma = 1.351$ mho/m; $\epsilon_r = 39.881$; $\rho = 1000$ kg/m³
Phantom section: Left Section
Measurement Standard: DASYS (IEEE/IEC/ANSI C63.19-2007)

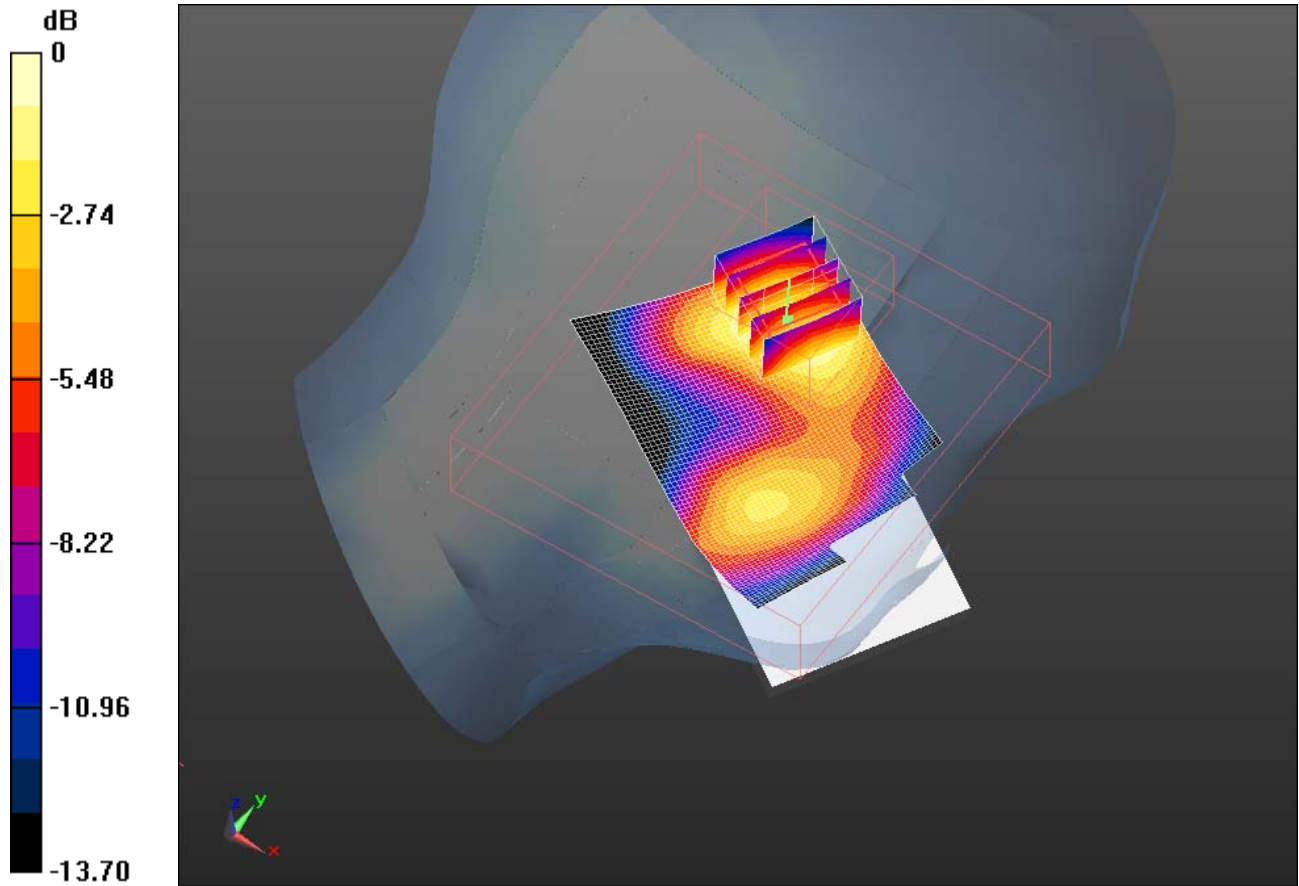
DASY5 Configuration:

- Probe: ES3DV3 - SN3225; ConvF(5.26, 5.26, 5.26); Calibrated: 1/13/2011
- Sensor-Surface: 4mm (Mechanical Surface Detection)
- Electronics: DAE3 Sn472; Calibrated: 3/7/2011
- Phantom: SAM 1; Type: SAM 4.0; Serial: 1076
- Measurement SW: DASY52, Version 52.6 (2); SEMCAD X Version 14.4.4 (2829)


Configuration/Touch position -/Area Scan (51x81x1): Measurement grid:
dx=15mm, dy=15mm
Maximum value of SAR (interpolated) = 0.860 mW/g

Configuration/Touch position -/Zoom Scan (5x5x7) (5x5x7)/Cube 0:
Measurement grid: dx=7.5mm, dy=7.5mm, dz=5mm
Reference Value = 19.130 V/m; Power Drift = -0.15 dB
Peak SAR (extrapolated) = 1.054 W/kg
SAR(1 g) = 0.709 mW/g; SAR(10 g) = 0.429 mW/g
Maximum value of SAR (measured) = 0.765 mW/g

	Document Appendix B for the BlackBerry® Smartphone Model RDS41CW/RDZ21CW SAR Report			Page 53(93)
	Author Data Andrew Becker	Dates of Test May 3 – July 26, 2011	Test Report No RTS-2604-1107-06A	FCC ID: L6ARDS40CW L6ARDZ20CW



0 dB = 0.770mW/g

	Document Appendix B for the BlackBerry® Smartphone Model RDS41CW/RDZ21CW SAR Report			Page 54(93)
	Author Data Andrew Becker	Dates of Test May 3 – July 26, 2011	Test Report No RTS-2604-1107-06A	FCC ID: L6ARDS40CW L6ARDZ20CW

Date/Time: 6/24/2011 7:58:18 PM, Date/Time: 6/24/2011 8:03:38 PM

Test Laboratory: RIM Testing Services

RightHandSide_802.11b_high_chan_amb_temp_23.0_liq_temp_21.9C

DUT: BlackBerry Smartphone; Type: Sample ; Serial: 32EFD22F

Communication System: 802.11 b (2450); Communication System Band: 802.11 b;
Frequency: 2462 MHz; Communication System PAR: 0 dB
Medium parameters used (interpolated): $f = 2462$ MHz; $\sigma = 1.829$ mho/m; $\epsilon_r = 37.695$; $\rho = 1000$ kg/m³
Phantom section: Right Section
Measurement Standard: DASYS (IEEE/IEC/ANSI C63.19-2007)

DASY5 Configuration:

- Probe: ES3DV3 - SN3225; ConvF(4.6, 4.6, 4.6); Calibrated: 1/13/2011
- Sensor-Surface: 4mm (Mechanical Surface Detection)
- Electronics: DAE3 Sn472; Calibrated: 3/7/2011
- Phantom: SAM 1; Type: SAM 4.0; Serial: 1076
- Measurement SW: DASY52, Version 52.6 (2); SEMCAD X Version 14.4.4 (2829)

Configuration/Touch position -/Area Scan (51x81x1): Measurement grid:
dx=15mm, dy=15mm

[Info: Interpolated medium parameters used for SAR evaluation.](#)

Maximum value of SAR (interpolated) = 0.174 mW/g

Configuration/Touch position -/Zoom Scan (5x5x7) (5x5x7)/Cube 0:

Measurement grid: dx=7.5mm, dy=7.5mm, dz=5mm
Reference Value = 4.059 V/m; Power Drift = 0.02 dB
Peak SAR (extrapolated) = 0.347 W/kg
SAR(1 g) = 0.149 mW/g; SAR(10 g) = 0.066 mW/g

[Info: Interpolated medium parameters used for SAR evaluation.](#)

Maximum value of SAR (measured) = 0.170 mW/g

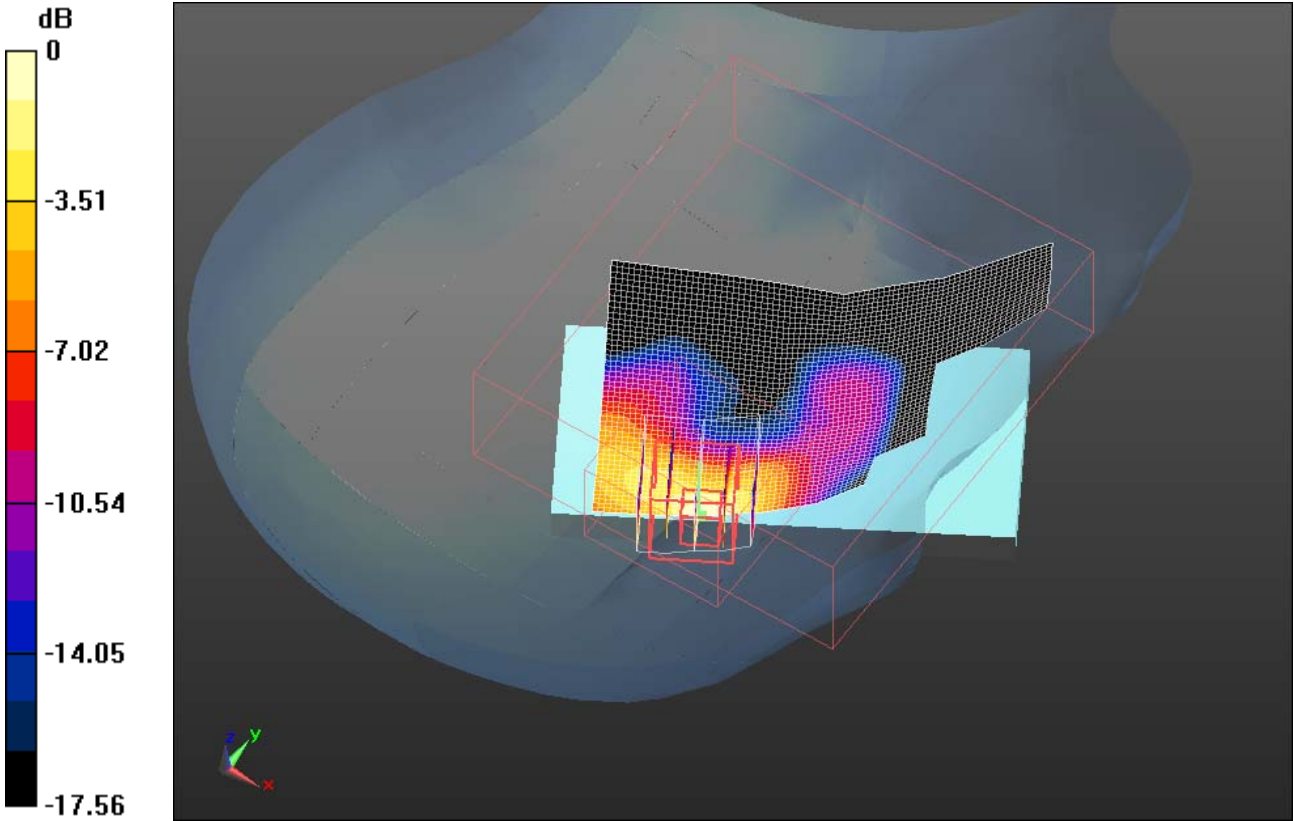
Author Data
Andrew Becker

Dates of Test
May 3 – July 26, 2011


Test Report No
RTS-2604-1107-06A

FCC ID:
L6ARDS40CW
L6ARDZ20CW

IC ID
2503A-RDS40CW
2503A-RDZ20CW



0 dB = 0.170mW/g

	Document Appendix B for the BlackBerry® Smartphone Model RDS41CW/RDZ21CW SAR Report			Page 56(93)
	Author Data Andrew Becker	Dates of Test May 3 – July 26, 2011	Test Report No RTS-2604-1107-06A	FCC ID: L6ARDS40CW L6ARDZ20CW

Date/Time: 6/24/2011 8:11:48 PM, Date/Time: 6/24/2011 8:16:53 PM

Test Laboratory: RIM Testing Services

RightHandSide_Tilt_802.11b_high_chan_amb_temp_23.0_liq_temp_21.9C

DUT: BlackBerry Smartphone; Type: Sample ; Serial: 32EFD22F

Communication System: 802.11 b (2450); Communication System Band: 802.11 b;
Frequency: 2462 MHz; Communication System PAR: 0 dB
Medium parameters used (interpolated): $f = 2462$ MHz; $\sigma = 1.829$ mho/m; $\epsilon_r = 37.695$; $\rho = 1000$ kg/m³
Phantom section: Right Section
Measurement Standard: DASYS5 (IEEE/IEC/ANSI C63.19-2007)

DASY5 Configuration:

- Probe: ES3DV3 - SN3225; ConvF(4.6, 4.6, 4.6); Calibrated: 1/13/2011
- Sensor-Surface: 4mm (Mechanical Surface Detection)
- Electronics: DAE3 Sn472; Calibrated: 3/7/2011
- Phantom: SAM 1; Type: SAM 4.0; Serial: 1076
- Measurement SW: DASYS2, Version 52.6 (2); SEMCAD X Version 14.4.4 (2829)

Configuration/Touch position -/Area Scan (51x81x1): Measurement grid:
dx=15mm, dy=15mm

[Info: Interpolated medium parameters used for SAR evaluation.](#)
Maximum value of SAR (interpolated) = 0.107 mW/g

Configuration/Touch position -/Zoom Scan (5x5x7) (5x5x7)/Cube 0:
Measurement grid: dx=7.5mm, dy=7.5mm, dz=5mm
Reference Value = 5.140 V/m; Power Drift = 0.16 dB
Peak SAR (extrapolated) = 0.198 W/kg
SAR(1 g) = 0.090 mW/g; SAR(10 g) = 0.041 mW/g

[Info: Interpolated medium parameters used for SAR evaluation.](#)
Maximum value of SAR (measured) = 0.107 mW/g

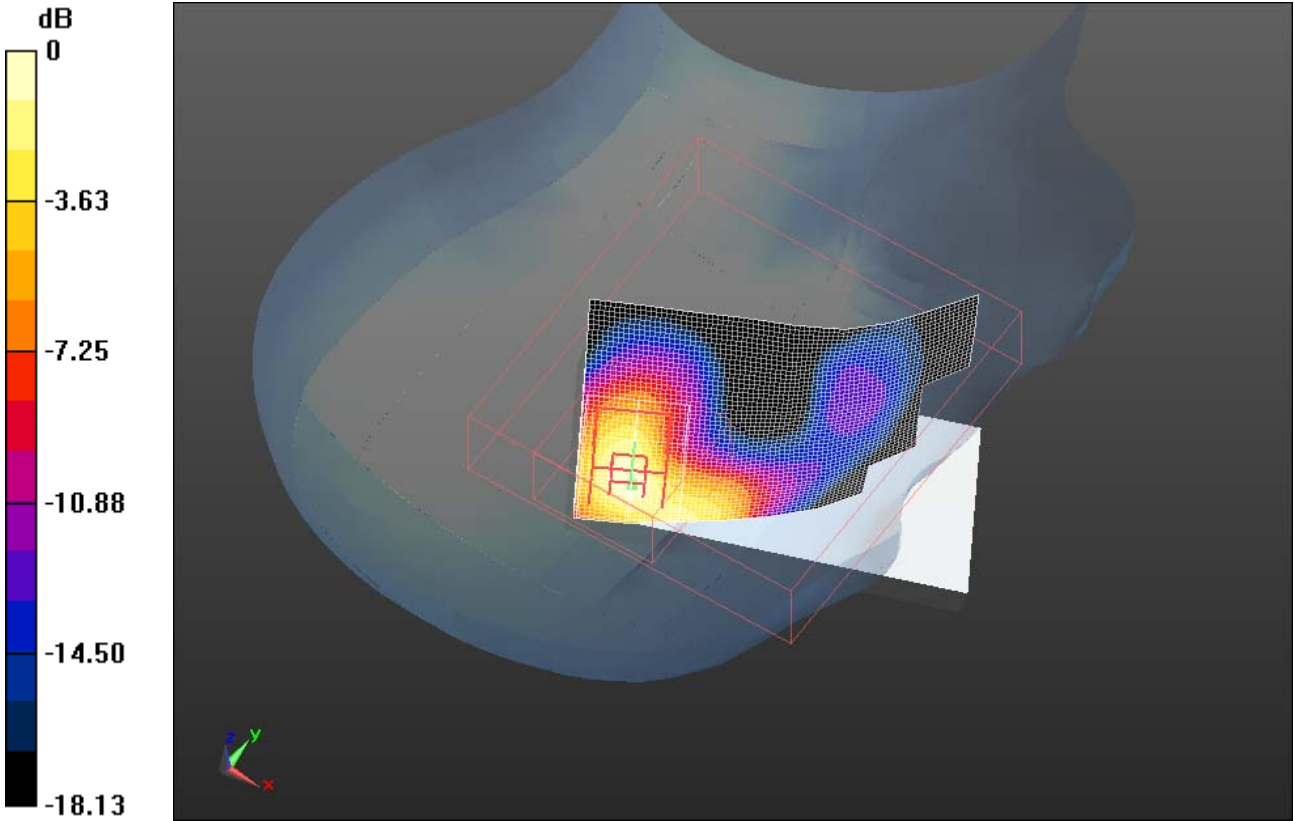
Author Data
Andrew Becker

Dates of Test
May 3 – July 26, 2011


Test Report No
RTS-2604-1107-06A

FCC ID:
L6ARDS40CW
L6ARDZ20CW

IC ID
2503A-RDS40CW
2503A-RDZ20CW



0 dB = 0.110mW/g

	Document Appendix B for the BlackBerry® Smartphone Model RDS41CW/RDZ21CW SAR Report			Page 58(93)
	Author Data Andrew Becker	Dates of Test May 3 – July 26, 2011	Test Report No RTS-2604-1107-06A	FCC ID: L6ARDS40CW L6ARDZ20CW

Date/Time: 6/24/2011 7:02:54 PM, Date/Time: 6/24/2011 7:07:54 PM

Test Laboratory: RIM Testing Services

LeftHandSide_802.11b_high_chan_amb_temp_23.2_liq_temp_22.1C

DUT: BlackBerry Smartphone; Type: Sample ; Serial: 32EFD22F

Communication System: 802.11 b (2450); Communication System Band: 802.11 b;
Frequency: 2462 MHz; Communication System PAR: 0 dB
Medium parameters used (interpolated): $f = 2462$ MHz; $\sigma = 1.829$ mho/m; $\epsilon_r = 37.695$; $\rho = 1000$ kg/m³
Phantom section: Left Section
Measurement Standard: DASYS (IEEE/IEC/ANSI C63.19-2007)

DASY5 Configuration:

- Probe: ES3DV3 - SN3225; ConvF(4.6, 4.6, 4.6); Calibrated: 1/13/2011
- Sensor-Surface: 4mm (Mechanical Surface Detection)
- Electronics: DAE3 Sn472; Calibrated: 3/7/2011
- Phantom: SAM 1; Type: SAM 4.0; Serial: 1076
- Measurement SW: DASY52, Version 52.6 (2); SEMCAD X Version 14.4.4 (2829)

Configuration/Touch position -/Area Scan (51x81x1): Measurement grid:
dx=15mm, dy=15mm

[Info: Interpolated medium parameters used for SAR evaluation.](#)


Maximum value of SAR (interpolated) = 0.062 mW/g

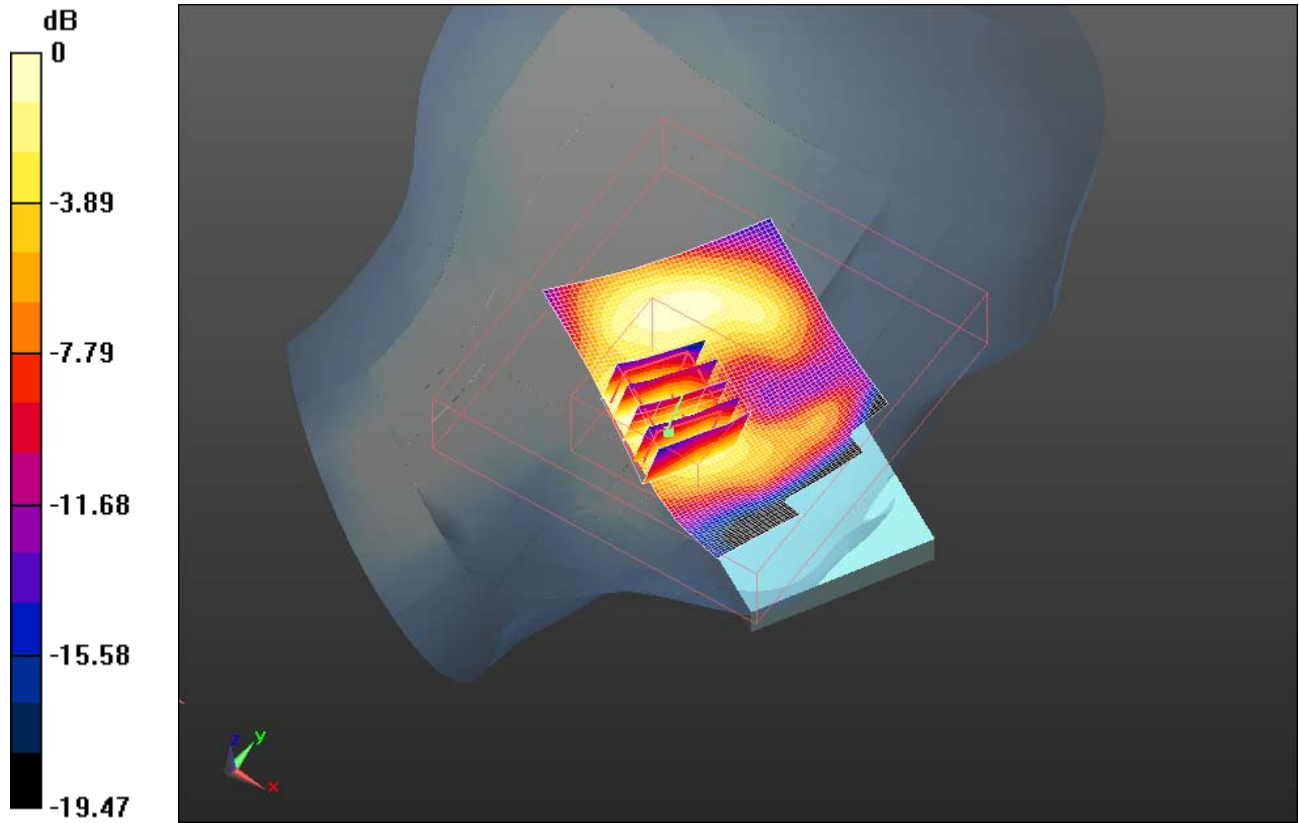
Configuration/Touch position -/Zoom Scan (5x5x7) (5x5x7)/Cube 0:

Measurement grid: dx=7.5mm, dy=7.5mm, dz=5mm
Reference Value = 4.644 V/m; Power Drift = -0.07 dB
Peak SAR (extrapolated) = 0.110 W/kg
SAR(1 g) = 0.057 mW/g; SAR(10 g) = 0.029 mW/g


[Info: Interpolated medium parameters used for SAR evaluation.](#)

Maximum value of SAR (measured) = 0.062 mW/g

	Document Appendix B for the BlackBerry® Smartphone Model RDS41CW/RDZ21CW SAR Report			Page 59(93)
	Author Data Andrew Becker	Dates of Test May 3 – July 26, 2011	Test Report No RTS-2604-1107-06A	FCC ID: L6ARDS40CW L6ARDZ20CW



0 dB = 0.060mW/g

	Document Appendix B for the BlackBerry® Smartphone Model RDS41CW/RDZ21CW SAR Report			Page 60(93)
	Author Data Andrew Becker	Dates of Test May 3 – July 26, 2011	Test Report No RTS-2604-1107-06A	FCC ID: L6ARDS40CW L6ARDZ20CW

Date/Time: 6/24/2011 7:32:46 PM, Date/Time: 6/24/2011 7:37:47 PM

Test Laboratory: RIM Testing Services

LeftHandSide_Tilt_802.11b_high_chan_amb_temp_23.1_liq_temp_22.0

C

DUT: BlackBerry Smartphone; Type: Sample ; Serial: 32EFD22F

Communication System: 802.11 b (2450); Communication System Band: 802.11 b;
Frequency: 2462 MHz; Communication System PAR: 0 dB
Medium parameters used (interpolated): $f = 2462$ MHz; $\sigma = 1.829$ mho/m; $\epsilon_r = 37.695$; $\rho = 1000$ kg/m³
Phantom section: Left Section
Measurement Standard: DASYS5 (IEEE/IEC/ANSI C63.19-2007)

DASY5 Configuration:


- Probe: ES3DV3 - SN3225; ConvF(4.6, 4.6, 4.6); Calibrated: 1/13/2011
- Sensor-Surface: 4mm (Mechanical Surface Detection)
- Electronics: DAE3 Sn472; Calibrated: 3/7/2011
- Phantom: SAM 1; Type: SAM 4.0; Serial: 1076
- Measurement SW: DASYS2, Version 52.6 (2); SEMCAD X Version 14.4.4 (2829)

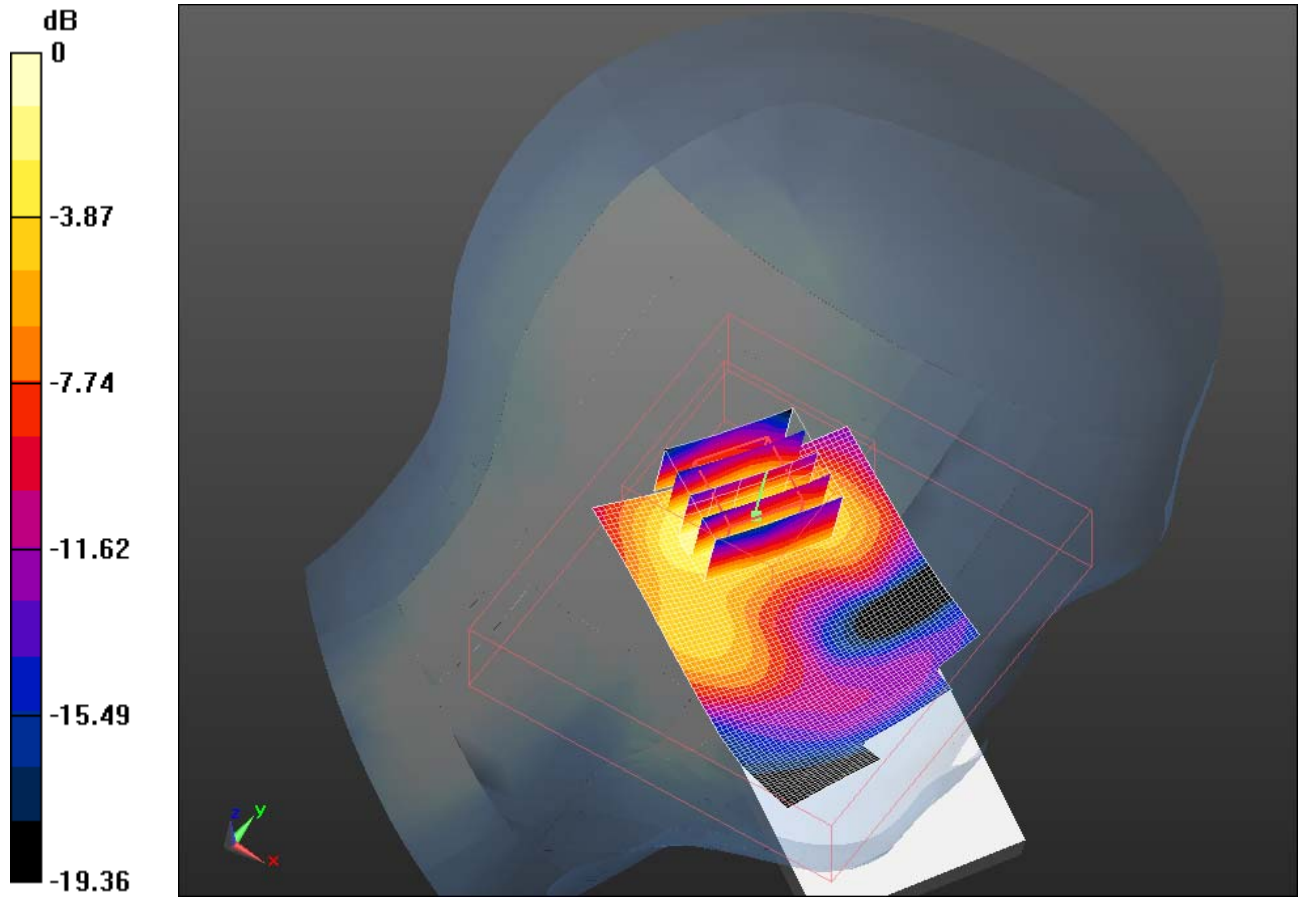
Configuration/Touch position -/Area Scan (51x81x1): Measurement grid:
dx=15mm, dy=15mm

[Info: Interpolated medium parameters used for SAR evaluation.](#)
Maximum value of SAR (interpolated) = 0.057 mW/g


Configuration/Touch position -/Zoom Scan (5x5x7) (6x5x7)/Cube 0:
Measurement grid: dx=7.5mm, dy=7.5mm, dz=5mm
Reference Value = 5.521 V/m; Power Drift = -0.09 dB
Peak SAR (extrapolated) = 0.093 W/kg
SAR(1 g) = 0.050 mW/g; SAR(10 g) = 0.025 mW/g

[Info: Interpolated medium parameters used for SAR evaluation.](#)
Maximum value of SAR (measured) = 0.058 mW/g

	Document Appendix B for the BlackBerry® Smartphone Model RDS41CW/RDZ21CW SAR Report			Page 61(93)
	Author Data Andrew Becker	Dates of Test May 3 – July 26, 2011	Test Report No RTS-2604-1107-06A	FCC ID: L6ARDS40CW L6ARDZ20CW



0 dB = 0.060mW/g

	Document Appendix B for the BlackBerry® Smartphone Model RDS41CW/RDZ21CW SAR Report			Page 62(93)
	Author Data Andrew Becker	Dates of Test May 3 – July 26, 2011	Test Report No RTS-2604-1107-06A	FCC ID: L6ARDS40CW L6ARDZ20CW

Date/Time: 6/15/2011 10:11:58 PM, Date/Time: 6/15/2011 10:17:19 PM

Test Laboratory: RIM Testing Services

RightHandSide_Bluetooth_mid_chan_amb_temp_23.8_liq_temp_22.3C

DUT: BlackBerry Smartphone; Type: Sample ; Serial: 32EFD22F

Communication System: Bluetooth; Frequency: 2441 MHz; Communication System

PAR: 0 dB

Medium parameters used (interpolated): $f = 2441$ MHz; $\sigma = 1.883$ mho/m; $\epsilon_r = 40.624$; $\rho = 1000$ kg/m³

Phantom section: Right Section

Measurement Standard: DASYS (IEEE/IEC/ANSI C63.19-2007)

DASY5 Configuration:

- Probe: ES3DV3 - SN3225; ConvF(4.6, 4.6, 4.6); Calibrated: 1/13/2011
- Sensor-Surface: 4mm (Mechanical Surface Detection)
- Electronics: DAE3 Sn472; Calibrated: 3/7/2011
- Phantom: SAM 1; Type: SAM 4.0; Serial: 1076
- Measurement SW: DASYS2, Version 52.6 (2); SEMCAD X Version 14.4.4 (2829)

Configuration/Touch position -/Area Scan (51x81x1): Measurement grid: dx=15mm, dy=15mm

[Info: Interpolated medium parameters used for SAR evaluation.](#)

Maximum value of SAR (interpolated) = 0.0097 mW/g

Configuration/Touch position -/Zoom Scan (5x5x7) (5x5x7)/Cube 0:

Measurement grid: dx=7.5mm, dy=7.5mm, dz=5mm


Reference Value = 0.548 V/m; Power Drift = 4.09 dB

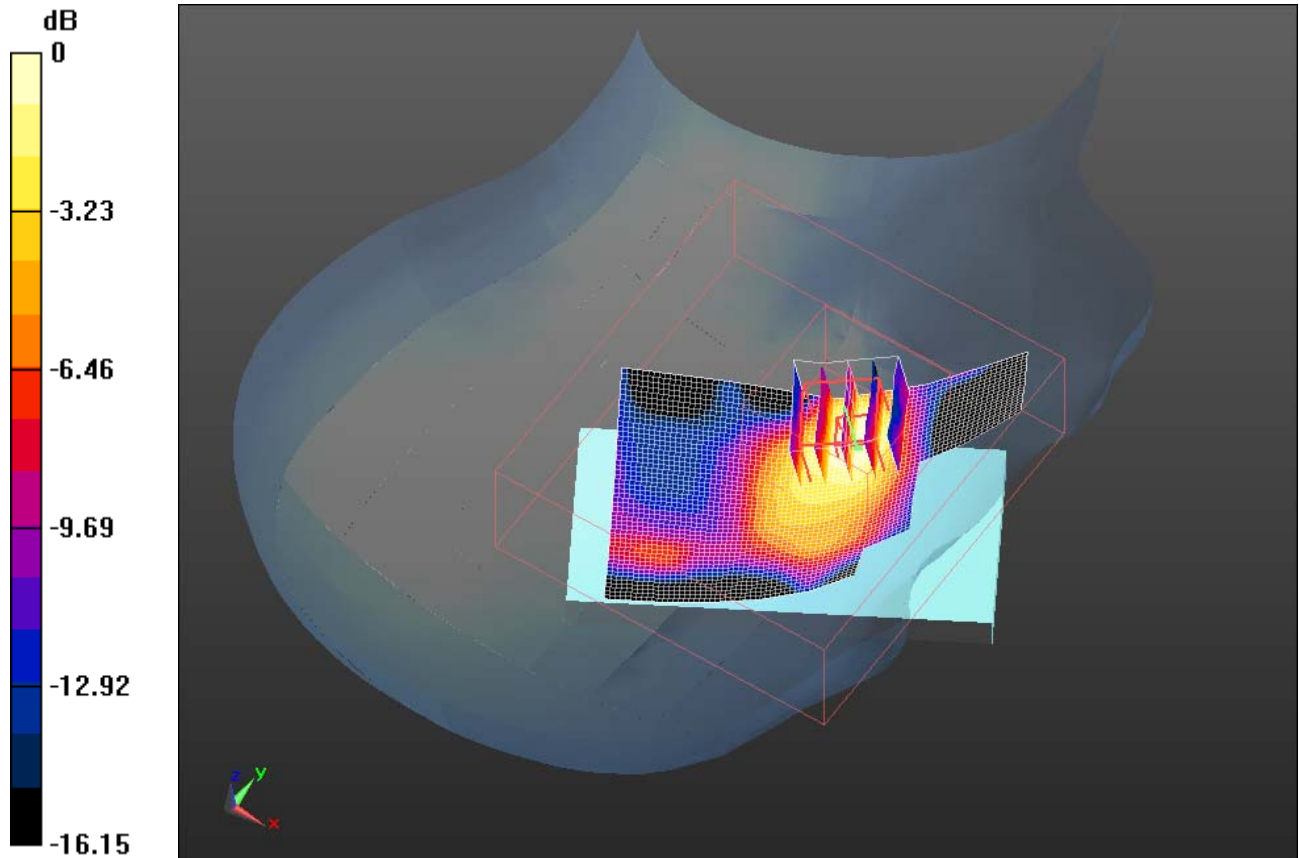
Peak SAR (extrapolated) = 0.020 W/kg

SAR(1 g) = 0.00813 mW/g; SAR(10 g) = 0.00376 mW/g


[Info: Interpolated medium parameters used for SAR evaluation.](#)

Maximum value of SAR (measured) = 0.00861 mW/g

	Document Appendix B for the BlackBerry® Smartphone Model RDS41CW/RDZ21CW SAR Report			Page 63(93)
	Author Data Andrew Becker	Dates of Test May 3 – July 26, 2011	Test Report No RTS-2604-1107-06A	FCC ID: L6ARDS40CW L6ARDZ20CW



0 dB = 0.0086mW/g

	Document Appendix B for the BlackBerry® Smartphone Model RDS41CW/RDZ21CW SAR Report			Page 64(93)
	Author Data Andrew Becker	Dates of Test May 3 – July 26, 2011	Test Report No RTS-2604-1107-06A	FCC ID: L6ARDS40CW L6ARDZ20CW

Date/Time: 6/15/2011 10:25:16 PM, Date/Time: 6/15/2011 10:30:36 PM

Test Laboratory: RIM Testing Services

RightHandSide_Tilt_Bluetooth_mid_chan_amb_temp_23.7_liq_temp_22.2C

DUT: BlackBerry Smartphone; Type: Sample ; Serial: 32EFD22F

Communication System: Bluetooth; Frequency: 2441 MHz; Communication System

PAR: 0 dB

Medium parameters used (interpolated): $f = 2441$ MHz; $\sigma = 1.883$ mho/m; $\epsilon_r = 40.624$; $\rho = 1000$ kg/m³

Phantom section: Right Section

Measurement Standard: DASYS (IEEE/IEC/ANSI C63.19-2007)

DASY5 Configuration:

- Probe: ES3DV3 - SN3225; ConvF(4.6, 4.6, 4.6); Calibrated: 1/13/2011
- Sensor-Surface: 4mm (Mechanical Surface Detection)
- Electronics: DAE3 Sn472; Calibrated: 3/7/2011
- Phantom: SAM 1; Type: SAM 4.0; Serial: 1076
- Measurement SW: DASY52, Version 52.6 (2); SEMCAD X Version 14.4.4 (2829)

Configuration/Touch position -/Area Scan (51x81x1): Measurement grid: dx=15mm, dy=15mm

[Info: Interpolated medium parameters used for SAR evaluation.](#)

Maximum value of SAR (interpolated) = 0.00289 mW/g

Configuration/Touch position -/Zoom Scan (5x5x7) (5x5x7)/Cube 0:

Measurement grid: dx=7.5mm, dy=7.5mm, dz=5mm


Reference Value = 1.137 V/m; Power Drift = 0.69 dB

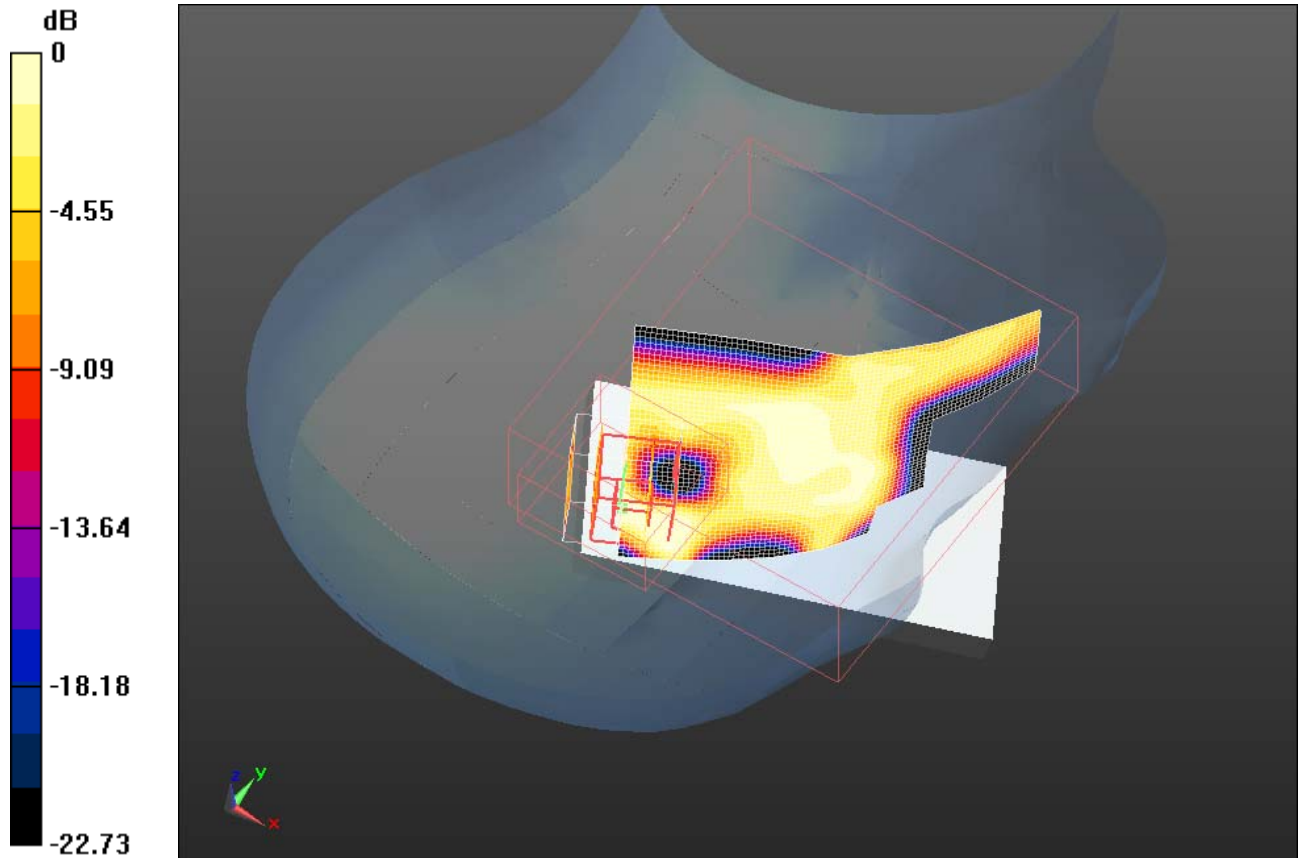
Peak SAR (extrapolated) = 0.00395 W/kg

SAR(1 g) = 0.00158 mW/g; SAR(10 g) = 0.000651 mW/g


[Info: Interpolated medium parameters used for SAR evaluation.](#)

Maximum value of SAR (measured) = 0.0018 mW/g

	Document Appendix B for the BlackBerry® Smartphone Model RDS41CW/RDZ21CW SAR Report			Page 65(93)
	Author Data Andrew Becker	Dates of Test May 3 – July 26, 2011	Test Report No RTS-2604-1107-06A	FCC ID: L6ARDS40CW L6ARDZ20CW



0 dB = 0.0018mW/g

	Document Appendix B for the BlackBerry® Smartphone Model RDS41CW/RDZ21CW SAR Report			Page 66(93)
	Author Data Andrew Becker	Dates of Test May 3 – July 26, 2011	Test Report No RTS-2604-1107-06A	FCC ID: L6ARDS40CW L6ARDZ20CW

Date/Time: 6/15/2011 10:38:08 PM, Date/Time: 6/15/2011 10:43:11 PM

Test Laboratory: RIM Testing Services

LeftHandSide_Bluetooth_mid_chan_amb_temp_23.5_liq_temp_22.2C

DUT: BlackBerry Smartphone; Type: Sample ; Serial: 32EFD22F

Communication System: Bluetooth; Frequency: 2441 MHz; Communication System

PAR: 0 dB

Medium parameters used (interpolated): $f = 2441$ MHz; $\sigma = 1.883$ mho/m; $\epsilon_r = 40.624$; $\rho = 1000$ kg/m³

Phantom section: Left Section

Measurement Standard: DASYS (IEEE/IEC/ANSI C63.19-2007)

DASY5 Configuration:

- Probe: ES3DV3 - SN3225; ConvF(4.6, 4.6, 4.6); Calibrated: 1/13/2011
- Sensor-Surface: 4mm (Mechanical Surface Detection)
- Electronics: DAE3 Sn472; Calibrated: 3/7/2011
- Phantom: SAM 1; Type: SAM 4.0; Serial: 1076
- Measurement SW: DASYS2, Version 52.6 (2); SEMCAD X Version 14.4.4 (2829)

Configuration/Touch position -/Area Scan (51x81x1): Measurement grid: dx=15mm, dy=15mm

[Info: Interpolated medium parameters used for SAR evaluation.](#)

Maximum value of SAR (interpolated) = 0.00536 mW/g

Configuration/Touch position -/Zoom Scan (5x5x7) (5x5x7)/Cube 0:

Measurement grid: dx=7.5mm, dy=7.5mm, dz=5mm


Reference Value = 0.906 V/m; Power Drift = 1.55 dB

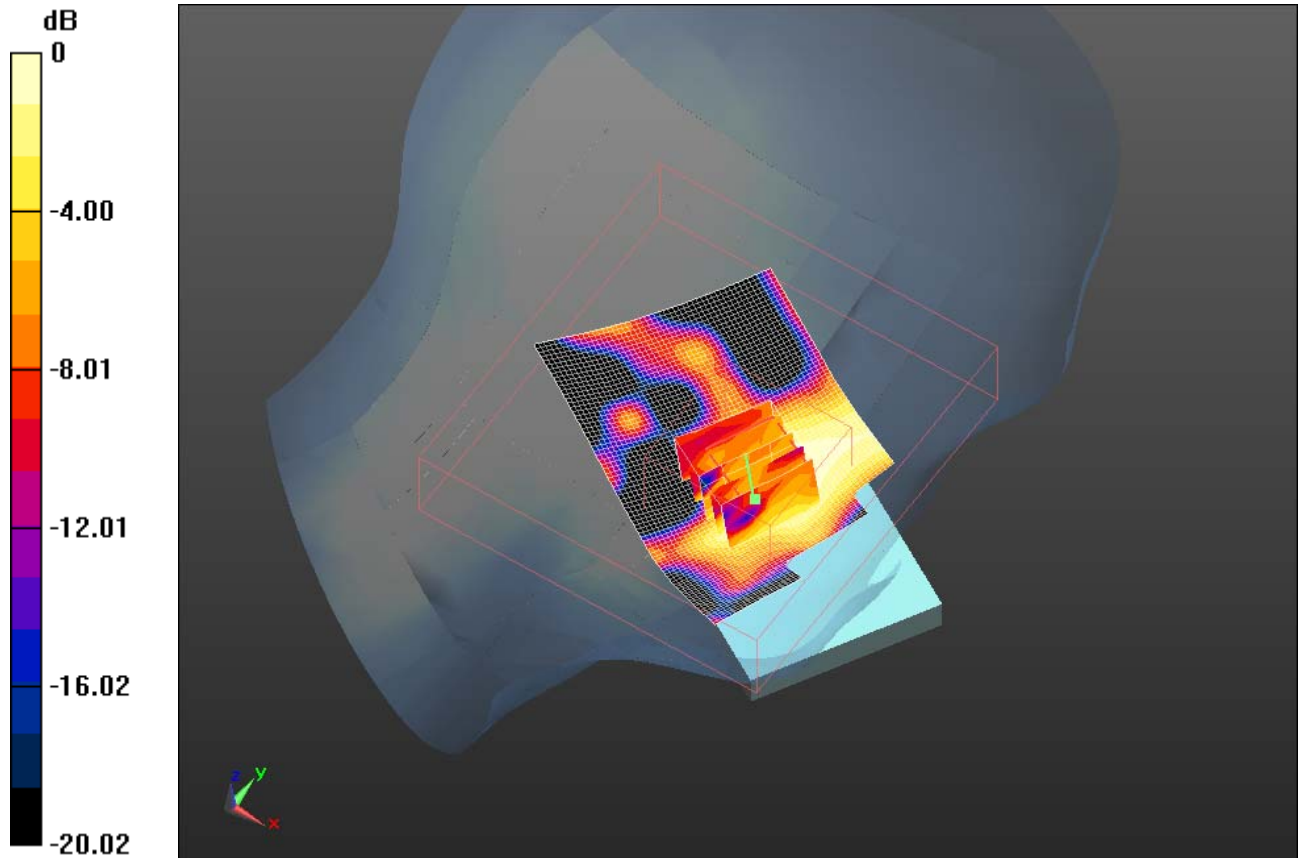
Peak SAR (extrapolated) = 0.00687 W/kg

SAR(1 g) = 0.00338 mW/g; SAR(10 g) = 0.00198 mW/g


[Info: Interpolated medium parameters used for SAR evaluation.](#)

Maximum value of SAR (measured) = 0.00361 mW/g

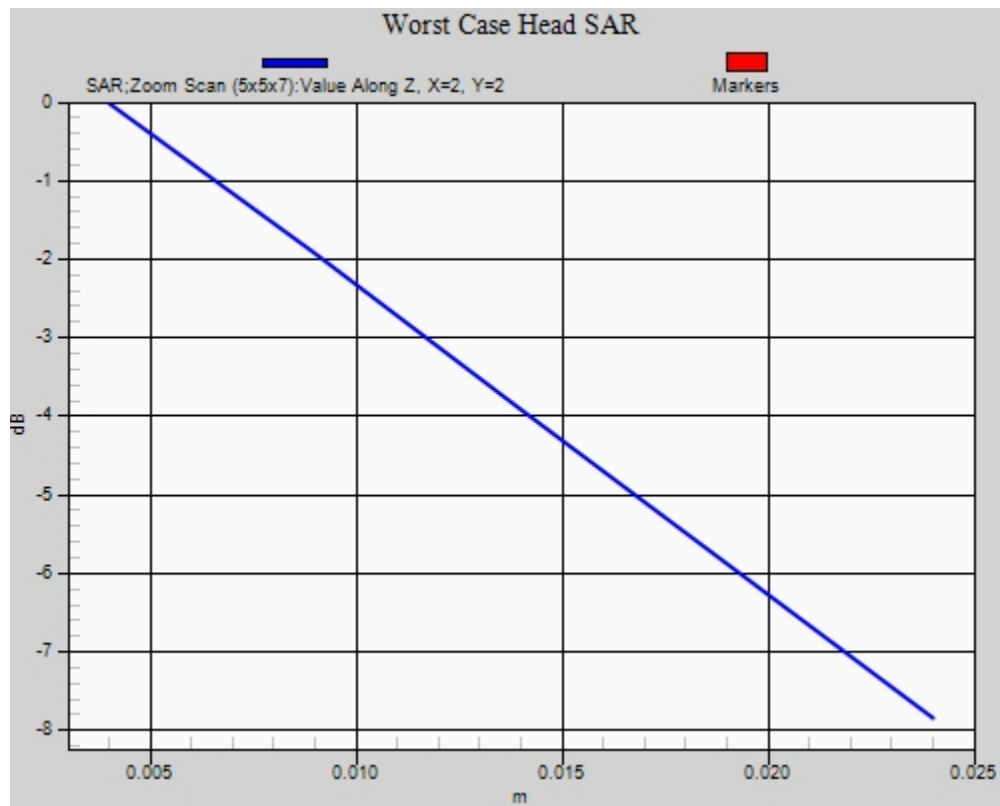
	Document Appendix B for the BlackBerry® Smartphone Model RDS41CW/RDZ21CW SAR Report			Page 67(93)
	Author Data Andrew Becker	Dates of Test May 3 – July 26, 2011	Test Report No RTS-2604-1107-06A	FCC ID: L6ARDS40CW L6ARDZ20CW




0 dB = 0.0036mW/g

	Document Appendix B for the BlackBerry® Smartphone Model RDS41CW/RDZ21CW SAR Report			Page 68(93)
	Author Data Andrew Becker	Dates of Test May 3 – July 26, 2011	Test Report No RTS-2604-1107-06A	FCC ID: L6ARDS40CW L6ARDZ20CW

Z axis plot for the worst case head configuration:



	Document Appendix B for the BlackBerry® Smartphone Model RDS41CW/RDZ21CW SAR Report			Page 69(93)
	Author Data Andrew Becker	Dates of Test May 3 – July 26, 2011	Test Report No RTS-2604-1107-06A	FCC ID: L6ARDS40CW L6ARDZ20CW

Date/Time: 7/26/2011 10:57:36 AM, Date/Time: 7/26/2011 11:02:46 AM

Test Laboratory: RIM Testing Services

RightHandSide_CDMA850_mid_chan_amb_temp_23.1_liq_temp_22.1C

DUT: BlackBerry Smartphone; Type: Sample ; Serial: 32F66A09

Communication System: CDMA 850; Frequency: 836.52 MHz; Duty Cycle: 1:1
Medium parameters used (interpolated): $f = 836.52$ MHz; $\sigma = 0.924$ mho/m; $\epsilon_r = 42.216$;
 $\rho = 1000$ kg/m³
Phantom section: Right Section
Measurement Standard: DASYS (IEEE/IEC/ANSI C63.19-2007)

DASY4 Configuration:

- Probe: ES3DV3 - SN3225; ConvF(6.47, 6.47, 6.47); Calibrated: 1/13/2011
- Sensor-Surface: 4mm (Mechanical Surface Detection)
- Electronics: DAE3 Sn472; Calibrated: 3/7/2011
- Phantom: SAM 1; Type: SAM 4.0; Serial: 1076
- ; SEMCAD X Version 14.4.4 (2829)

Configuration/Touch position -/Area Scan (51x81x1): Measurement grid:
dx=15mm, dy=15mm

[Info: Interpolated medium parameters used for SAR evaluation.](#)


Maximum value of SAR (interpolated) = 0.691 mW/g

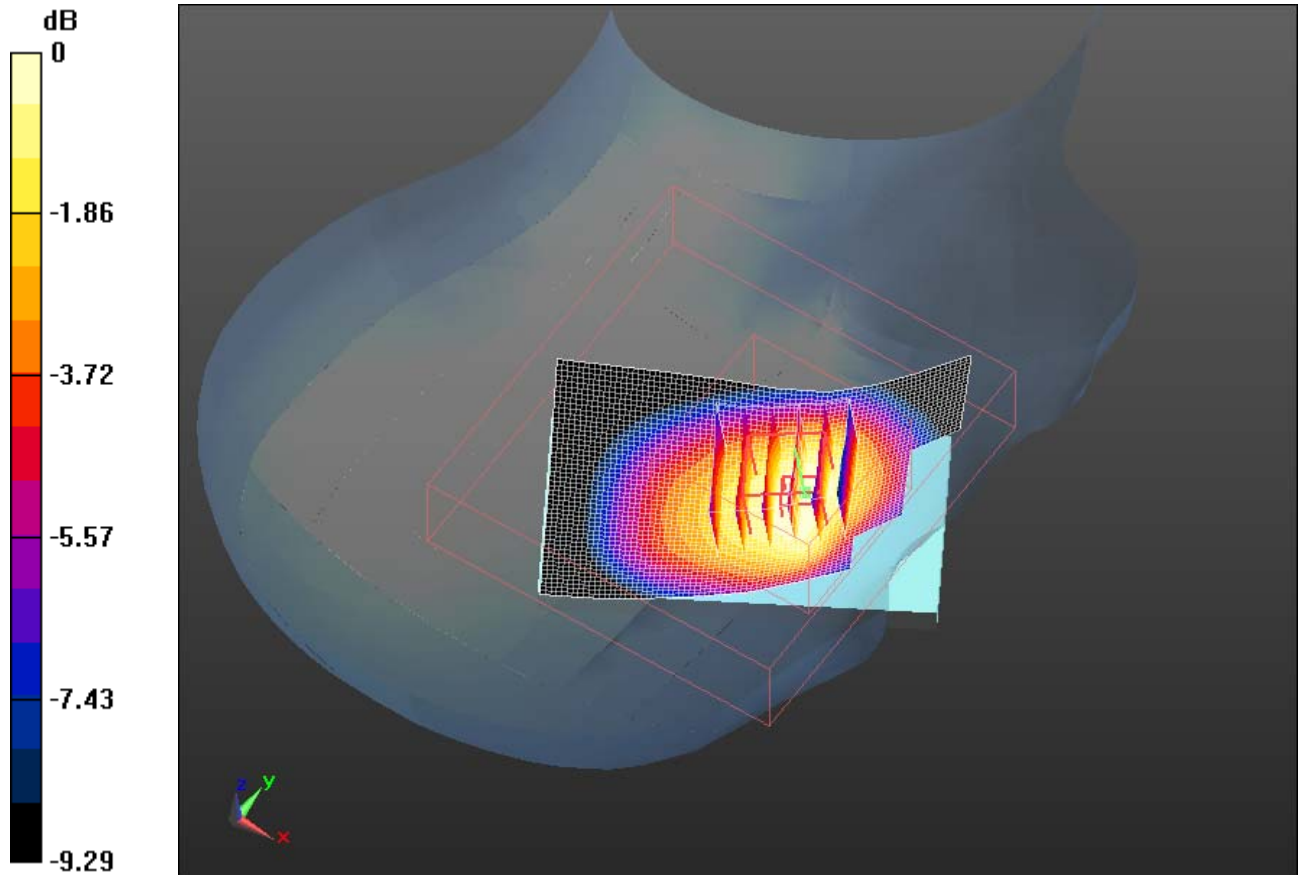
Configuration/Touch position -/Zoom Scan (5x5x7) (6x6x7)/Cube 0:

Measurement grid: dx=7.5mm, dy=7.5mm, dz=5mm
Reference Value = 9.888 V/m; Power Drift = 0.11 dB
Peak SAR (extrapolated) = 0.835 W/kg
SAR(1 g) = 0.635 mW/g; SAR(10 g) = 0.467 mW/g


[Info: Interpolated medium parameters used for SAR evaluation.](#)

Maximum value of SAR (measured) = 0.670 mW/g

	Document Appendix B for the BlackBerry® Smartphone Model RDS41CW/RDZ21CW SAR Report			Page 70(93)
	Author Data Andrew Becker	Dates of Test May 3 – July 26, 2011	Test Report No RTS-2604-1107-06A	FCC ID: L6ARDS40CW L6ARDZ20CW



0 dB = 0.670mW/g

	Document Appendix B for the BlackBerry® Smartphone Model RDS41CW/RDZ21CW SAR Report			Page 71(93)
	Author Data Andrew Becker	Dates of Test May 3 – July 26, 2011	Test Report No RTS-2604-1107-06A	FCC ID: L6ARDS40CW L6ARDZ20CW

Date/Time: 7/26/2011 11:12:06 AM, Date/Time: 7/26/2011 11:17:23 AM

Test Laboratory: RIM Testing Services

RightHandSide_Tilt_CDMA850_mid_chan_amb_temp_23.2_liq_temp_22
.2C

DUT: BlackBerry Smartphone; Type: Sample ; Serial: 32F66A09

Communication System: CDMA 850; Frequency: 836.52 MHz; Duty Cycle: 1:1
Medium parameters used (interpolated): $f = 836.52$ MHz; $\sigma = 0.924$ mho/m; $\epsilon_r = 42.216$;
 $\rho = 1000$ kg/m³
Phantom section: Right Section
Measurement Standard: DASYS (IEEE/IEC/ANSI C63.19-2007)

DASY4 Configuration:

- Probe: ES3DV3 - SN3225; ConvF(6.47, 6.47, 6.47); Calibrated: 1/13/2011
- Sensor-Surface: 4mm (Mechanical Surface Detection)
- Electronics: DAE3 Sn472; Calibrated: 3/7/2011
- Phantom: SAM 1; Type: SAM 4.0; Serial: 1076
- ; SEMCAD X Version 14.4.4 (2829)

Configuration/Touch position -/Area Scan (51x81x1): Measurement grid:
dx=15mm, dy=15mm

[Info: Interpolated medium parameters used for SAR evaluation.](#)


Maximum value of SAR (interpolated) = 0.488 mW/g

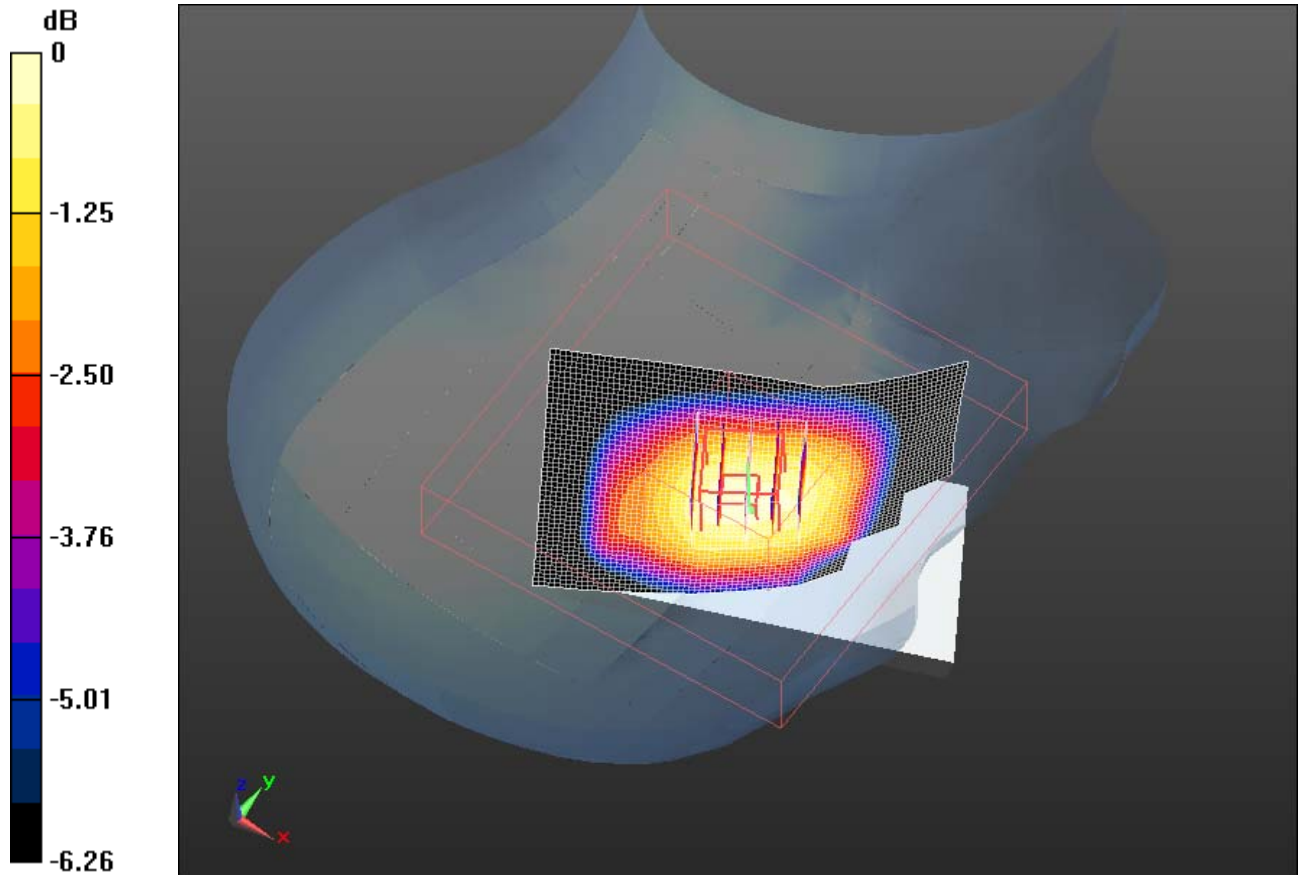
Configuration/Touch position -/Zoom Scan (5x5x7) (5x5x7)/Cube 0:

Measurement grid: dx=7.5mm, dy=7.5mm, dz=5mm
Reference Value = 15.913 V/m; Power Drift = 0.02 dB
Peak SAR (extrapolated) = 0.582 W/kg
SAR(1 g) = 0.485 mW/g; SAR(10 g) = 0.369 mW/g


[Info: Interpolated medium parameters used for SAR evaluation.](#)

Maximum value of SAR (measured) = 0.508 mW/g

	Document Appendix B for the BlackBerry® Smartphone Model RDS41CW/RDZ21CW SAR Report			Page 72(93)
	Author Data Andrew Becker	Dates of Test May 3 – July 26, 2011	Test Report No RTS-2604-1107-06A	FCC ID: L6ARDS40CW L6ARDZ20CW



0 dB = 0.510mW/g

	Document Appendix B for the BlackBerry® Smartphone Model RDS41CW/RDZ21CW SAR Report			Page 73(93)
	Author Data Andrew Becker	Dates of Test May 3 – July 26, 2011	Test Report No RTS-2604-1107-06A	FCC ID: L6ARDS40CW L6ARDZ20CW

Date/Time: 7/26/2011 11:25:19 AM, Date/Time: 7/26/2011 11:30:20 AM

Test Laboratory: RIM Testing Services

LeftHandSide_CDMA850_mid_chan_amb_temp_23.5_liq_temp_22.5C

DUT: BlackBerry Smartphone; Type: Sample ; Serial: 32F66A09

Communication System: CDMA 850; Frequency: 836.52 MHz; Duty Cycle: 1:1
Medium parameters used (interpolated): $f = 836.52$ MHz; $\sigma = 0.924$ mho/m; $\epsilon_r = 42.216$;
 $\rho = 1000$ kg/m³

Phantom section: Left Section

Measurement Standard: DASYS (IEEE/IEC/ANSI C63.19-2007)

DASY4 Configuration:

- Probe: ES3DV3 - SN3225; ConvF(6.47, 6.47, 6.47); Calibrated: 1/13/2011
- Sensor-Surface: 4mm (Mechanical Surface Detection)
- Electronics: DAE3 Sn472; Calibrated: 3/7/2011
- Phantom: SAM 1; Type: SAM 4.0; Serial: 1076
- ; SEMCAD X Version 14.4.4 (2829)

Configuration/Touch position -/Area Scan (51x81x1): Measurement grid:
dx=15mm, dy=15mm

[Info: Interpolated medium parameters used for SAR evaluation.](#)

Maximum value of SAR (interpolated) = 0.713 mW/g

Configuration/Touch position -/Zoom Scan (5x5x7) (6x6x7)/Cube 0:

Measurement grid: dx=7.5mm, dy=7.5mm, dz=5mm


Reference Value = 9.502 V/m; Power Drift = -0.03 dB

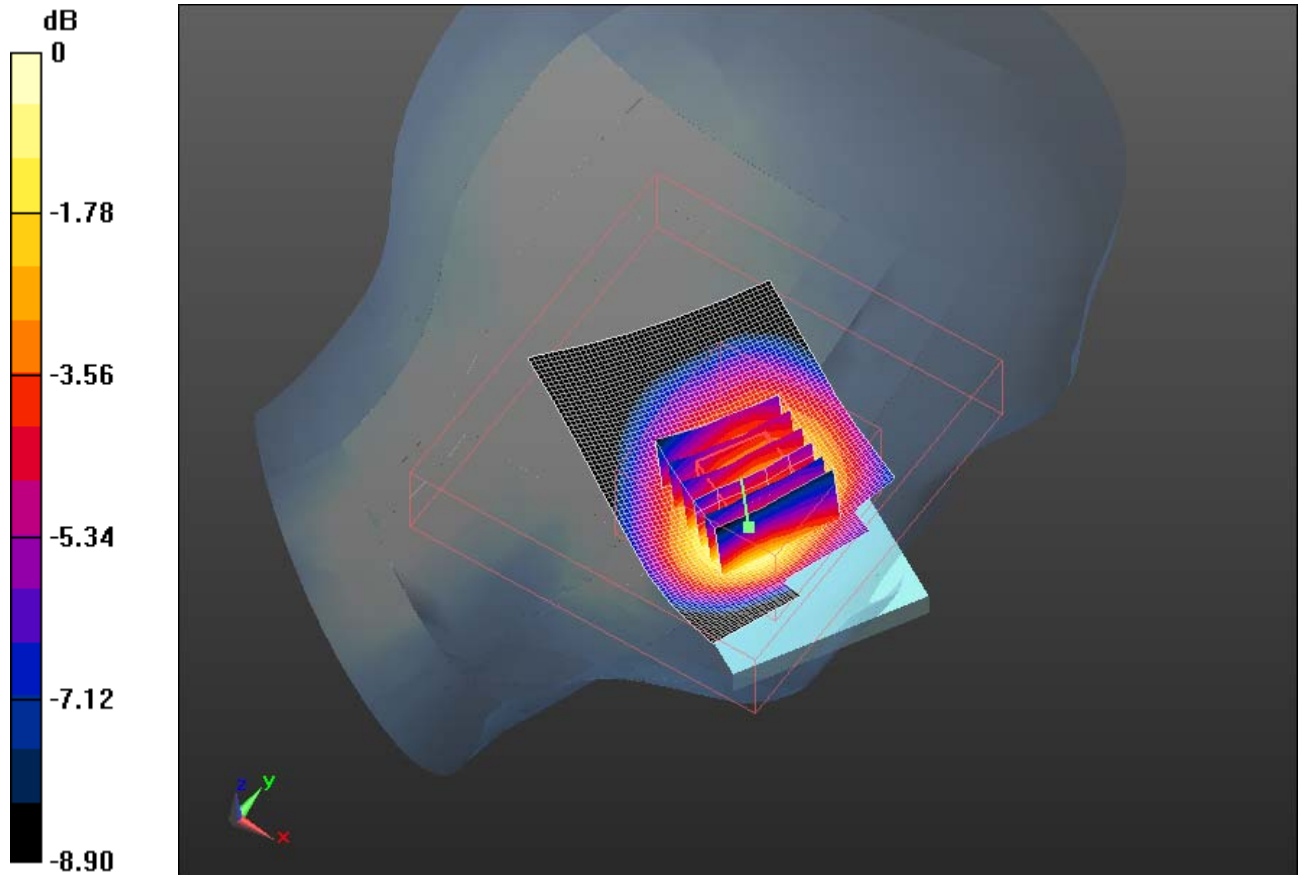
Peak SAR (extrapolated) = 0.927 W/kg

SAR(1 g) = 0.646 mW/g; SAR(10 g) = 0.444 mW/g


[Info: Interpolated medium parameters used for SAR evaluation.](#)

Maximum value of SAR (measured) = 0.691 mW/g

	Document Appendix B for the BlackBerry® Smartphone Model RDS41CW/RDZ21CW SAR Report			Page 74(93)
	Author Data Andrew Becker	Dates of Test May 3 – July 26, 2011	Test Report No RTS-2604-1107-06A	FCC ID: L6ARDS40CW L6ARDZ20CW



0 dB = 0.690mW/g

	Document Appendix B for the BlackBerry® Smartphone Model RDS41CW/RDZ21CW SAR Report			Page 75(93)
	Author Data Andrew Becker	Dates of Test May 3 – July 26, 2011	Test Report No RTS-2604-1107-06A	FCC ID: L6ARDS40CW L6ARDZ20CW

Date/Time: 7/26/2011 11:39:58 AM, Date/Time: 7/26/2011 11:45:07 AM

Test Laboratory: RIM Testing Services

**LeftHandSide_Tilt_CDMA850_mid_chan_amb_temp_23.5_liq_temp_22.
5C**

DUT: BlackBerry Smartphone; Type: Sample ; Serial: 32F66A09

Communication System: CDMA 850; Frequency: 836.52 MHz; Duty Cycle: 1:1
Medium parameters used (interpolated): $f = 836.52$ MHz; $\sigma = 0.924$ mho/m; $\epsilon_r = 42.216$;
 $\rho = 1000$ kg/m³
Phantom section: Left Section
Measurement Standard: DASYS (IEEE/IEC/ANSI C63.19-2007)

DASY4 Configuration:

- Probe: ES3DV3 - SN3225; ConvF(6.47, 6.47, 6.47); Calibrated: 1/13/2011
- Sensor-Surface: 4mm (Mechanical Surface Detection)
- Electronics: DAE3 Sn472; Calibrated: 3/7/2011
- Phantom: SAM 1; Type: SAM 4.0; Serial: 1076
- ; SEMCAD X Version 14.4.4 (2829)

Configuration/Touch position -/Area Scan (51x81x1): Measurement grid:
dx=15mm, dy=15mm

[Info: Interpolated medium parameters used for SAR evaluation.](#)


Maximum value of SAR (interpolated) = 0.499 mW/g

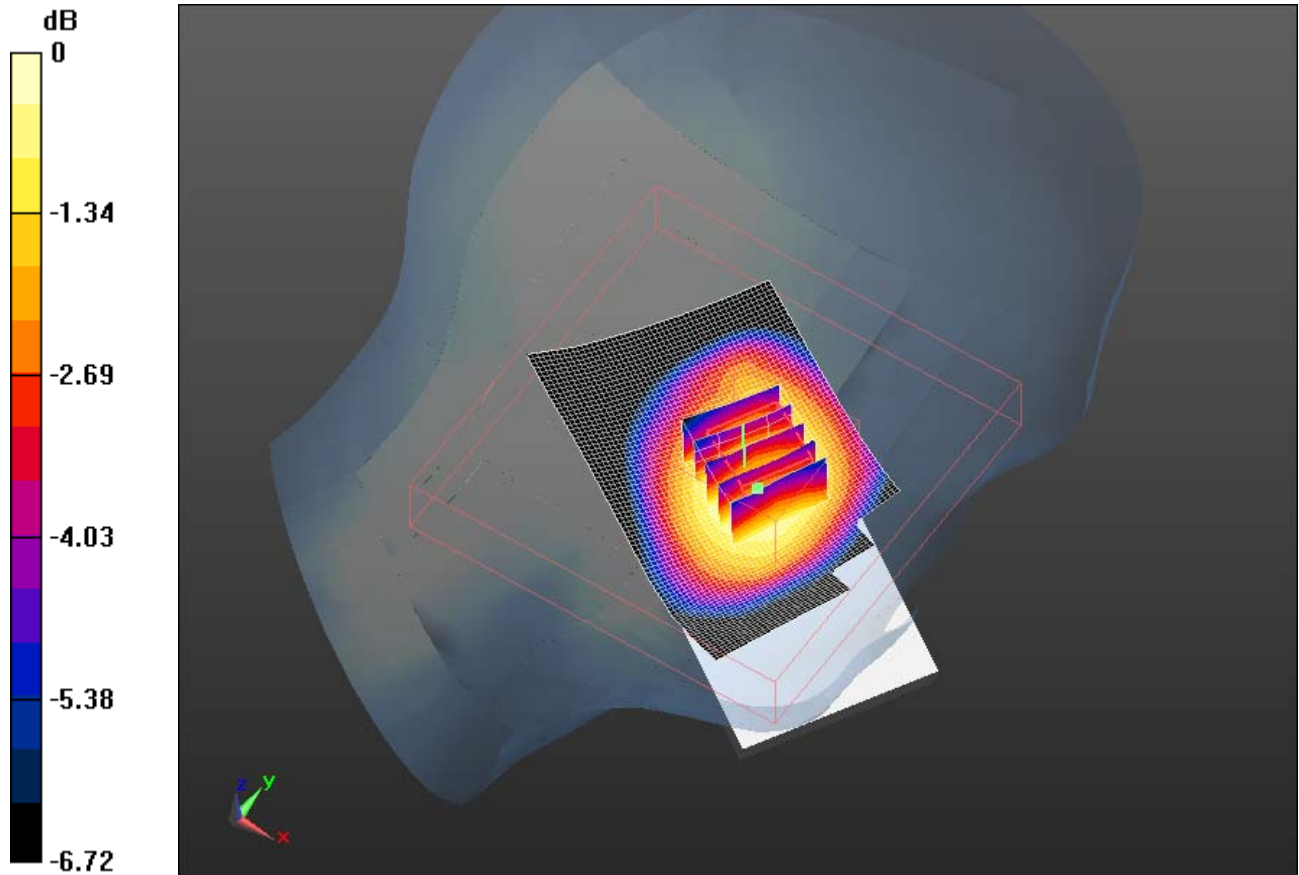
Configuration/Touch position -/Zoom Scan (5x5x7) (5x5x7)/Cube 0:

Measurement grid: dx=7.5mm, dy=7.5mm, dz=5mm
Reference Value = 14.573 V/m; Power Drift = -0.11 dB
Peak SAR (extrapolated) = 0.585 W/kg
SAR(1 g) = 0.475 mW/g; SAR(10 g) = 0.361 mW/g


[Info: Interpolated medium parameters used for SAR evaluation.](#)

Maximum value of SAR (measured) = 0.496 mW/g

	Document Appendix B for the BlackBerry® Smartphone Model RDS41CW/RDZ21CW SAR Report			Page 76(93)
	Author Data Andrew Becker	Dates of Test May 3 – July 26, 2011	Test Report No RTS-2604-1107-06A	FCC ID: L6ARDS40CW L6ARDZ20CW



0 dB = 0.500mW/g

	Document Appendix B for the BlackBerry® Smartphone Model RDS41CW/RDZ21CW SAR Report			Page 77(93)
	Author Data Andrew Becker	Dates of Test May 3 – July 26, 2011	Test Report No RTS-2604-1107-06A	FCC ID: L6ARDS40CW L6ARDZ20CW

Date/Time: 7/25/2011 11:52:35 AM, Date/Time: 7/25/2011 11:57:40 AM

Test Laboratory: RIM Testing Services

RightHandSide_CDMA1900_low_chan_amb_temp_23.1_liq_temp_22.3

C

DUT: BlackBerry Smartphone; Type: Sample ; Serial: 32F66A09

Communication System: CDMA 1900; Frequency: 1851.25 MHz; Duty Cycle: 1:1
Medium parameters used (interpolated): $f = 1851.25$ MHz; $\sigma = 1.206$ mho/m; $\epsilon_r = 40.911$; $\rho = 1000$ kg/m³
Phantom section: Right Section
Measurement Standard: DASYS (IEEE/IEC/ANSI C63.19-2007)

DASY4 Configuration:

- Probe: ES3DV3 - SN3225; ConvF(5.26, 5.26, 5.26); Calibrated: 1/13/2011
- Sensor-Surface: 4mm (Mechanical Surface Detection)
- Electronics: DAE3 Sn472; Calibrated: 3/7/2011
- Phantom: SAM 1; Type: SAM 4.0; Serial: 1076
- ; SEMCAD X Version 14.4.4 (2829)

Configuration/Touch position -/Area Scan (51x81x1): Measurement grid:
dx=15mm, dy=15mm

[Info: Interpolated medium parameters used for SAR evaluation.](#)

Maximum value of SAR (interpolated) = 1.046 mW/g

Configuration/Touch position -/Zoom Scan (5x5x7) (5x5x7)/Cube 0:

Measurement grid: dx=7.5mm, dy=7.5mm, dz=5mm
Reference Value = 12.717 V/m; Power Drift = -0.07 dB
Peak SAR (extrapolated) = 1.309 W/kg
SAR(1 g) = 0.902 mW/g; SAR(10 g) = 0.564 mW/g

[Info: Interpolated medium parameters used for SAR evaluation.](#)

Maximum value of SAR (measured) = 0.966 mW/g

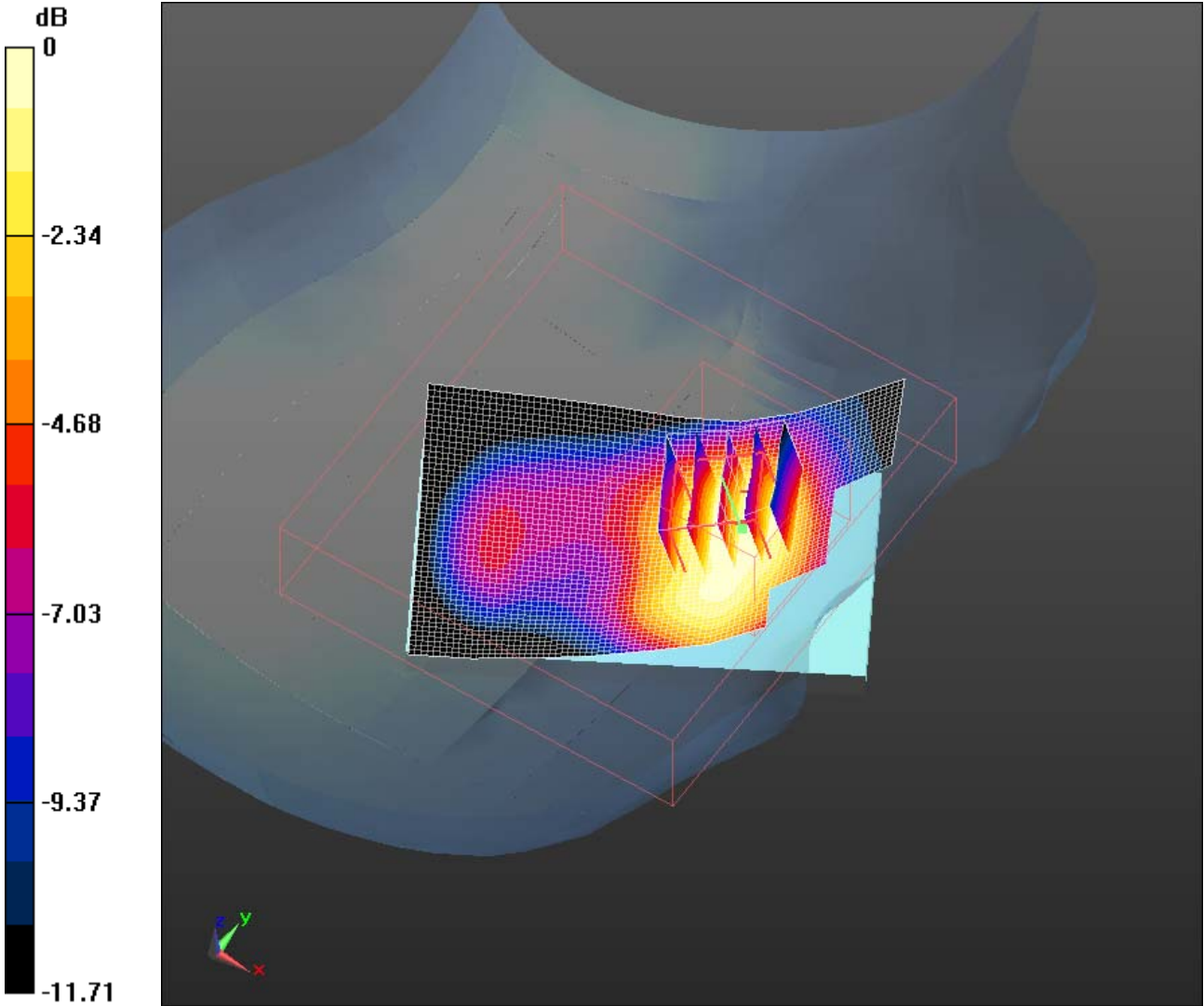
Author Data
Andrew Becker

Dates of Test
May 3 – July 26, 2011


Test Report No
RTS-2604-1107-06A

FCC ID:
L6ARDS40CW
L6ARDZ20CW

IC ID
2503A-RDS40CW
2503A-RDZ20CW



0 dB = 0.970mW/g

	Document Appendix B for the BlackBerry® Smartphone Model RDS41CW/RDZ21CW SAR Report			Page 79(93)
	Author Data Andrew Becker	Dates of Test May 3 – July 26, 2011	Test Report No RTS-2604-1107-06A	FCC ID: L6ARDS40CW L6ARDZ20CW

Date/Time: 7/25/2011 11:41:17 AM, Date/Time: 7/25/2011 11:46:23 AM

Test Laboratory: RIM Testing Services

RightHandSide_CDMA1900_mid_chan_amb_temp_23.1_liq_temp_22.3

C

DUT: BlackBerry Smartphone; Type: Sample ; Serial: 32F66A09

Communication System: CDMA 1900; Frequency: 1880 MHz; Duty Cycle: 1:1
Medium parameters used: $f = 1880$ MHz; $\sigma = 1.309$ mho/m; $\epsilon_r = 40.67$; $\rho = 1000$ kg/m³
Phantom section: Right Section
Measurement Standard: DASYS (IEEE/IEC/ANSI C63.19-2007)

DASY4 Configuration:

- Probe: ES3DV3 - SN3225; ConvF(5.26, 5.26, 5.26); Calibrated: 1/13/2011
- Sensor-Surface: 4mm (Mechanical Surface Detection)
- Electronics: DAE3 Sn472; Calibrated: 3/7/2011
- Phantom: SAM 1; Type: SAM 4.0; Serial: 1076
- ; SEMCAD X Version 14.4.4 (2829)

Configuration/Touch position -/Area Scan (51x81x1): Measurement grid:

dx=15mm, dy=15mm

Maximum value of SAR (interpolated) = 1.055 mW/g

Configuration/Touch position -/Zoom Scan (5x5x7) (5x5x7)/Cube 0:

Measurement grid: dx=7.5mm, dy=7.5mm, dz=5mm

Reference Value = 11.905 V/m; Power Drift = 0.11 dB

Peak SAR (extrapolated) = 1.349 W/kg

SAR(1 g) = 0.919 mW/g; SAR(10 g) = 0.584 mW/g

Maximum value of SAR (measured) = 1.006 mW/g

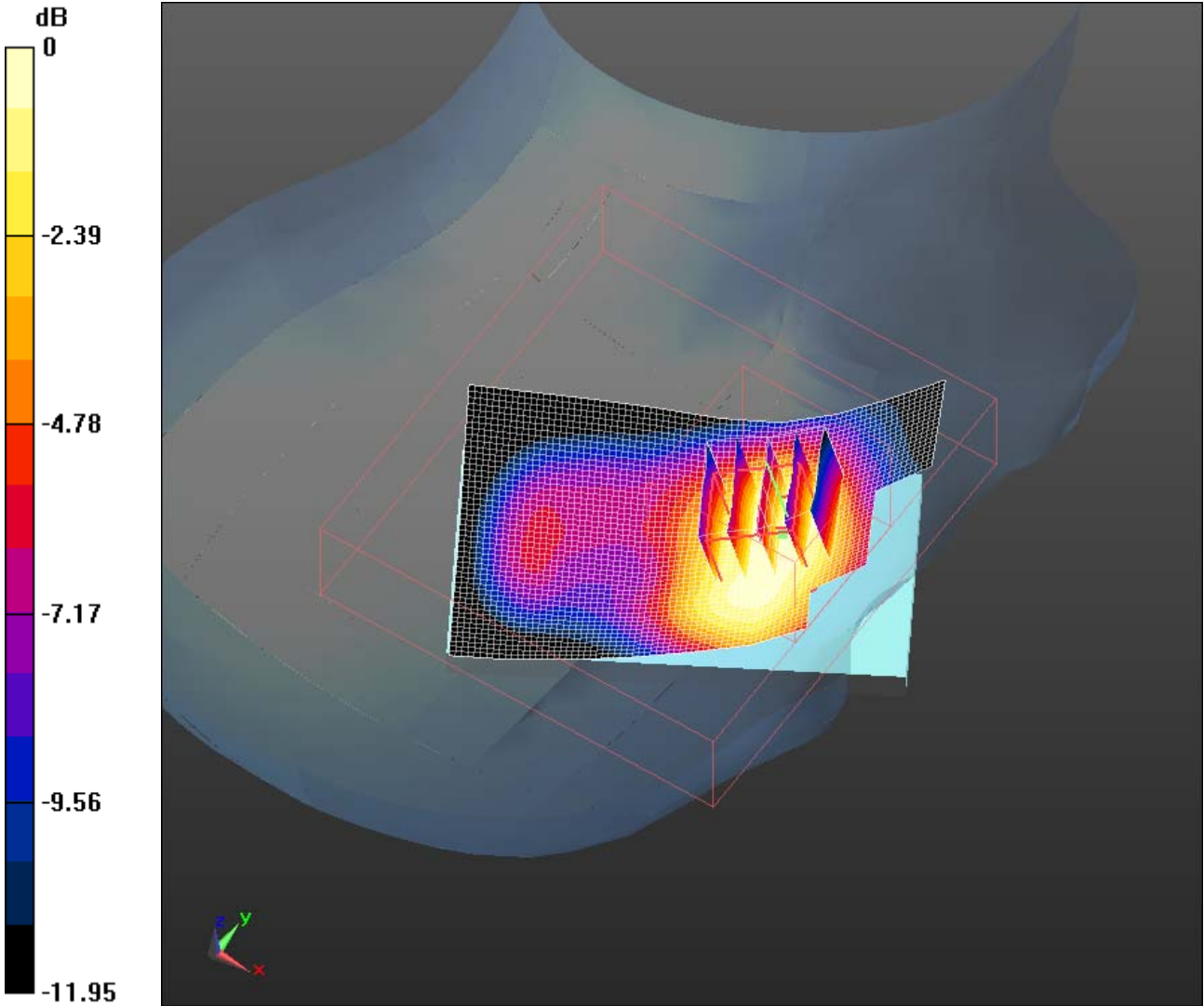
Author Data
Andrew Becker

Dates of Test
May 3 – July 26, 2011


Test Report No
RTS-2604-1107-06A

FCC ID:
L6ARDS40CW
L6ARDZ20CW

IC ID
2503A-RDS40CW
2503A-RDZ20CW



0 dB = 1.010mW/g

	Document Appendix B for the BlackBerry® Smartphone Model RDS41CW/RDZ21CW SAR Report			Page 81(93)
	Author Data Andrew Becker	Dates of Test May 3 – July 26, 2011	Test Report No RTS-2604-1107-06A	FCC ID: L6ARDS40CW L6ARDZ20CW

Date/Time: 7/25/2011 12:03:34 PM, Date/Time: 7/25/2011 12:08:40 PM

Test Laboratory: RIM Testing Services

RightHandSide_CDMA1900_high_chan_amb_temp_23.2_liq_temp_22.4

C

DUT: BlackBerry Smartphone; Type: Sample ; Serial: 32F66A09

Communication System: CDMA 1900; Frequency: 1908.5 MHz; Duty Cycle: 1:1
Medium parameters used (interpolated): $f = 1908.5$ MHz; $\sigma = 1.406$ mho/m; $\epsilon_r = 40.661$;
 $\rho = 1000$ kg/m³
Phantom section: Right Section
Measurement Standard: DASYS (IEEE/IEC/ANSI C63.19-2007)

DASY4 Configuration:

- Probe: ES3DV3 - SN3225; ConvF(5.26, 5.26, 5.26); Calibrated: 1/13/2011
- Sensor-Surface: 4mm (Mechanical Surface Detection)
- Electronics: DAE3 Sn472; Calibrated: 3/7/2011
- Phantom: SAM 1; Type: SAM 4.0; Serial: 1076
- ; SEMCAD X Version 14.4.4 (2829)

Configuration/Touch position -/Area Scan (51x81x1): Measurement grid:
dx=15mm, dy=15mm

[Info: Interpolated medium parameters used for SAR evaluation.](#)

Maximum value of SAR (interpolated) = 1.019 mW/g

Configuration/Touch position -/Zoom Scan (5x5x7) (5x5x7)/Cube 0:

Measurement grid: dx=7.5mm, dy=7.5mm, dz=5mm
Reference Value = 11.612 V/m; Power Drift = -0.08 dB
Peak SAR (extrapolated) = 1.237 W/kg
SAR(1 g) = 0.848 mW/g; SAR(10 g) = 0.533 mW/g

[Info: Interpolated medium parameters used for SAR evaluation.](#)

Maximum value of SAR (measured) = 0.951 mW/g

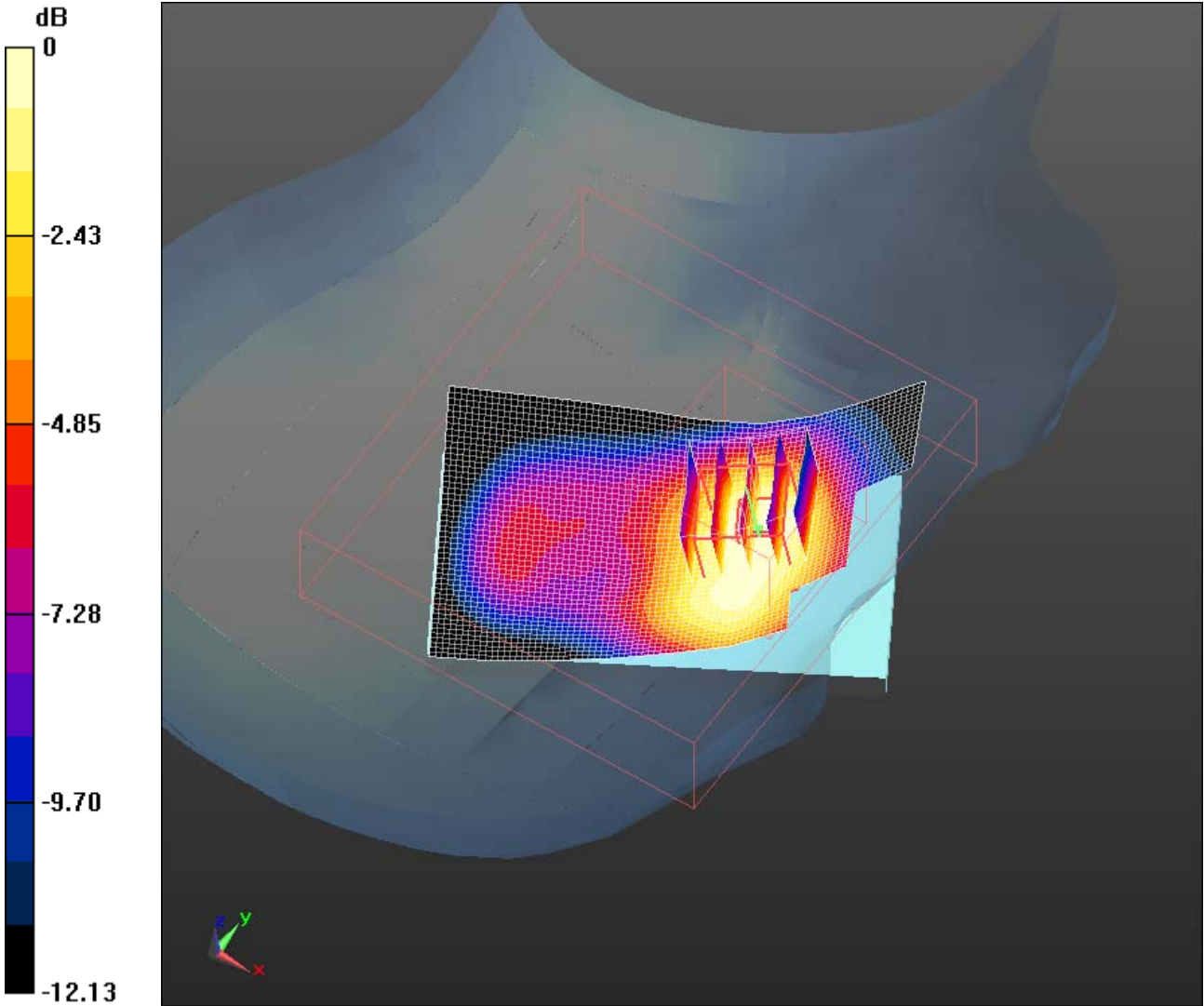
Author Data
Andrew Becker

Dates of Test
May 3 – July 26, 2011


Test Report No
RTS-2604-1107-06A

FCC ID:
L6ARDS40CW
L6ARDZ20CW

IC ID
2503A-RDS40CW
2503A-RDZ20CW



0 dB = 0.950mW/g

	Document Appendix B for the BlackBerry® Smartphone Model RDS41CW/RDZ21CW SAR Report			Page 83(93)
	Author Data Andrew Becker	Dates of Test May 3 – July 26, 2011	Test Report No RTS-2604-1107-06A	FCC ID: L6ARDS40CW L6ARDZ20CW

Date/Time: 7/25/2011 12:20:23 PM, Date/Time: 7/25/2011 12:26:02 PM

Test Laboratory: RIM Testing Services

RightHandSide_Tilt_CDMA1900_mid_chan_amb_temp_23.2_liq_temp_2 2.4C

DUT: BlackBerry Smartphone; Type: Sample ; Serial: 32F66A09

Communication System: CDMA 1900; Frequency: 1880 MHz; Duty Cycle: 1:1
Medium parameters used: $f = 1880$ MHz; $\sigma = 1.309$ mho/m; $\epsilon_r = 40.67$; $\rho = 1000$ kg/m³
Phantom section: Right Section
Measurement Standard: DASYS (IEEE/IEC/ANSI C63.19-2007)

DASY4 Configuration:

- Probe: ES3DV3 - SN3225; ConvF(5.26, 5.26, 5.26); Calibrated: 1/13/2011
- Sensor-Surface: 4mm (Mechanical Surface Detection)
- Electronics: DAE3 Sn472; Calibrated: 3/7/2011
- Phantom: SAM 1; Type: SAM 4.0; Serial: 1076
- ; SEMCAD X Version 14.4.4 (2829)

Configuration/Touch position -/Area Scan (51x81x1): Measurement grid:

dx=15mm, dy=15mm

Maximum value of SAR (interpolated) = 0.556 mW/g

Configuration/Touch position -/Zoom Scan (5x5x7) (6x6x7)/Cube 0:

Measurement grid: dx=7.5mm, dy=7.5mm, dz=5mm

Reference Value = 19.340 V/m; Power Drift = 0.26 dB

Peak SAR (extrapolated) = 0.707 W/kg

SAR(1 g) = 0.455 mW/g; SAR(10 g) = 0.276 mW/g

Maximum value of SAR (measured) = 0.481 mW/g

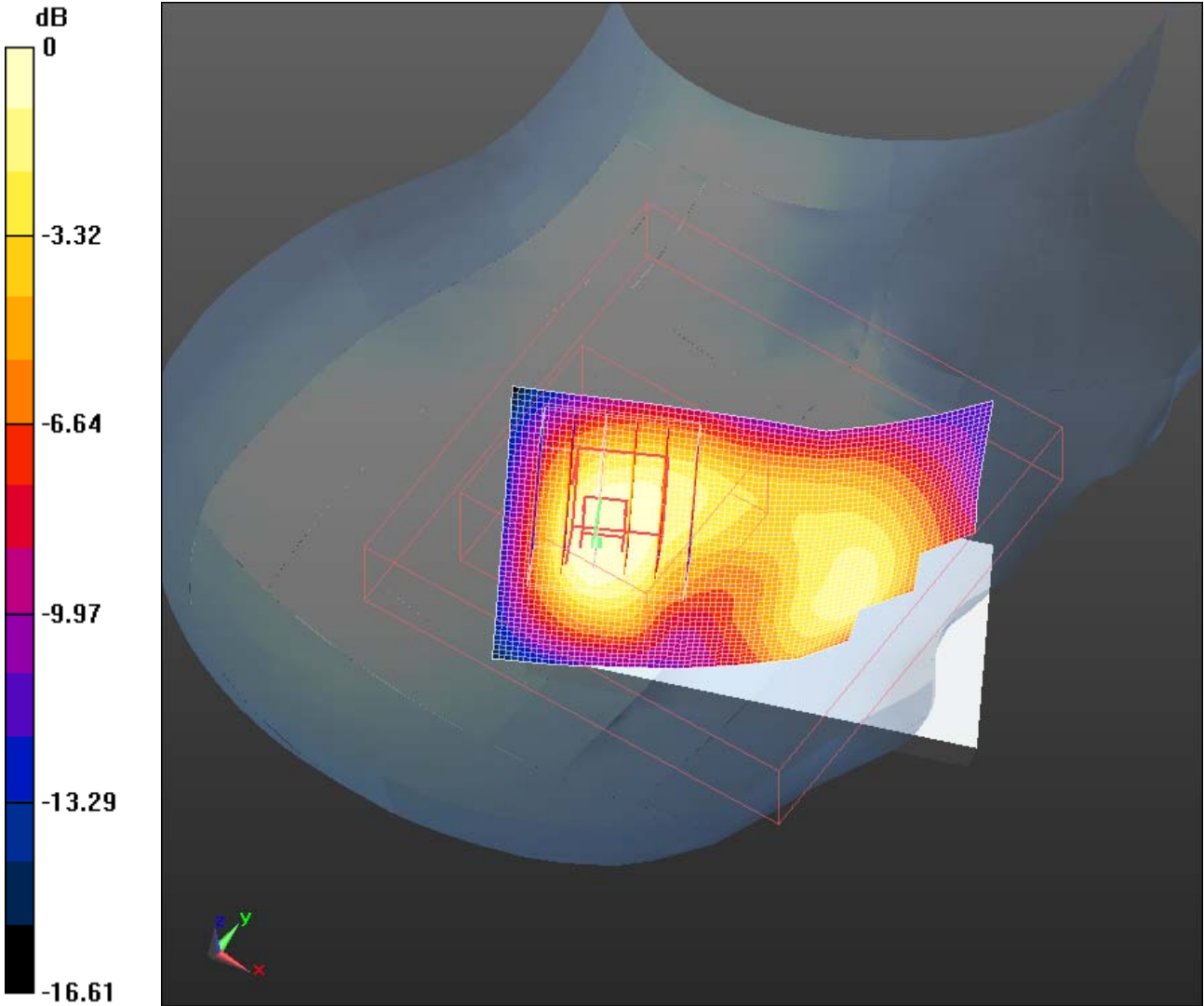
Author Data
Andrew Becker

Dates of Test
May 3 – July 26, 2011


Test Report No
RTS-2604-1107-06A

FCC ID:
L6ARDS40CW
L6ARDZ20CW

IC ID
2503A-RDS40CW
2503A-RDZ20CW



0 dB = 0.480mW/g

	Document Appendix B for the BlackBerry® Smartphone Model RDS41CW/RDZ21CW SAR Report			Page 85(93)
	Author Data Andrew Becker	Dates of Test May 3 – July 26, 2011	Test Report No RTS-2604-1107-06A	FCC ID: L6ARDS40CW L6ARDZ20CW

Date/Time: 7/25/2011 12:49:33 PM, Date/Time: 7/25/2011 12:54:32 PM

Test Laboratory: RIM Testing Services

LeftHandSide_CDMA1900_low_chan_amb_temp_23.0_liq_temp_22.2C

DUT: BlackBerry Smartphone; Type: Sample ; Serial: 32F66A09

Communication System: CDMA 1900; Frequency: 1851.25 MHz; Duty Cycle: 1:1
Medium parameters used (interpolated): $f = 1851.25$ MHz; $\sigma = 1.206$ mho/m; $\epsilon_r = 40.911$; $\rho = 1000$ kg/m³

Phantom section: Left Section

Measurement Standard: DASYS (IEEE/IEC/ANSI C63.19-2007)

DASY4 Configuration:

- Probe: ES3DV3 - SN3225; ConvF(5.26, 5.26, 5.26); Calibrated: 1/13/2011
- Sensor-Surface: 4mm (Mechanical Surface Detection)
- Electronics: DAE3 Sn472; Calibrated: 3/7/2011
- Phantom: SAM 1; Type: SAM 4.0; Serial: 1076
- ; SEMCAD X Version 14.4.4 (2829)

Configuration/Touch position -/Area Scan (51x81x1): Measurement grid:
dx=15mm, dy=15mm

[Info: Interpolated medium parameters used for SAR evaluation.](#)

Maximum value of SAR (interpolated) = 1.430 mW/g

Configuration/Touch position -/Zoom Scan (5x5x7) (5x5x7)/Cube 0:

Measurement grid: dx=7.5mm, dy=7.5mm, dz=5mm


Reference Value = 11.004 V/m; Power Drift = 0.04 dB

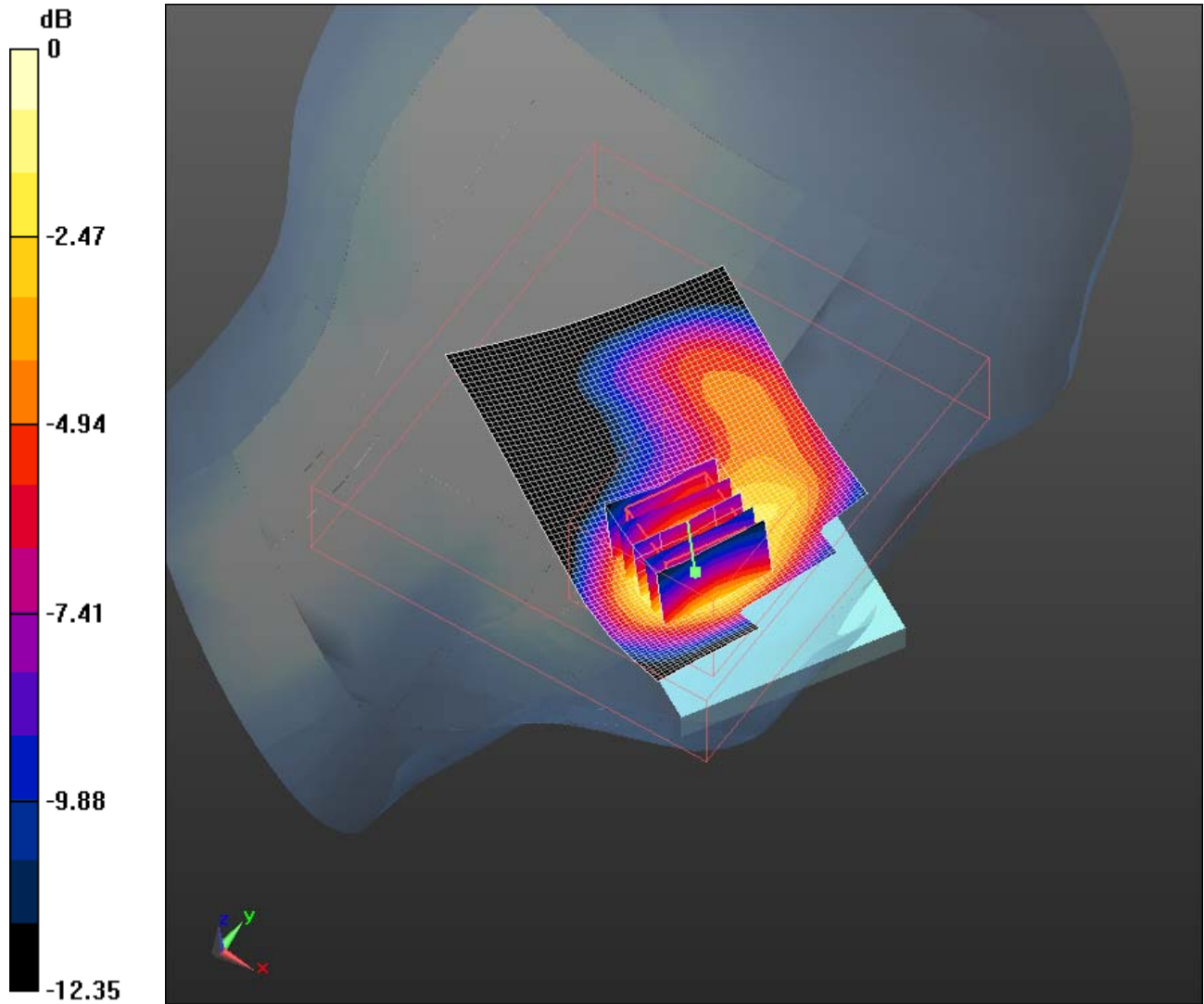
Peak SAR (extrapolated) = 2.123 W/kg

SAR(1 g) = 1.3 mW/g; SAR(10 g) = 0.762 mW/g


[Info: Interpolated medium parameters used for SAR evaluation.](#)

Maximum value of SAR (measured) = 1.369 mW/g

	Document Appendix B for the BlackBerry® Smartphone Model RDS41CW/RDZ21CW SAR Report			Page 86(93)
	Author Data Andrew Becker	Dates of Test May 3 – July 26, 2011	Test Report No RTS-2604-1107-06A	FCC ID: L6ARDS40CW L6ARDZ20CW



0 dB = 1.370mW/g

	Document Appendix B for the BlackBerry® Smartphone Model RDS41CW/RDZ21CW SAR Report			Page 87(93)
	Author Data Andrew Becker	Dates of Test May 3 – July 26, 2011	Test Report No RTS-2604-1107-06A	FCC ID: L6ARDS40CW L6ARDZ20CW

Date/Time: 7/25/2011 12:37:57 PM, Date/Time: 7/25/2011 12:42:58 PM

Test Laboratory: RIM Testing Services

LeftHandSide_CDMA1900_mid_chan_amb_temp_23.2_liq_temp_22.4C

DUT: BlackBerry Smartphone; Type: Sample ; Serial: 32F66A09

Communication System: CDMA 1900; Frequency: 1880 MHz; Duty Cycle: 1:1
Medium parameters used: $f = 1880$ MHz; $\sigma = 1.309$ mho/m; $\epsilon_r = 40.67$; $\rho = 1000$ kg/m³
Phantom section: Left Section
Measurement Standard: DASYS (IEEE/IEC/ANSI C63.19-2007)

DASY4 Configuration:

- Probe: ES3DV3 - SN3225; ConvF(5.26, 5.26, 5.26); Calibrated: 1/13/2011
- Sensor-Surface: 4mm (Mechanical Surface Detection)
- Electronics: DAE3 Sn472; Calibrated: 3/7/2011
- Phantom: SAM 1; Type: SAM 4.0; Serial: 1076
- ; SEMCAD X Version 14.4.4 (2829)

Configuration/Touch position -/Area Scan (51x81x1): Measurement grid:

$dx=15$ mm, $dy=15$ mm

Maximum value of SAR (interpolated) = 1.443 mW/g

Configuration/Touch position -/Zoom Scan (5x5x7) (5x5x7)/Cube 0:

Measurement grid: $dx=7.5$ mm, $dy=7.5$ mm, $dz=5$ mm

Reference Value = 10.597 V/m; Power Drift = -0.14 dB

Peak SAR (extrapolated) = 2.099 W/kg

SAR(1 g) = 1.31 mW/g; SAR(10 g) = 0.770 mW/g

Maximum value of SAR (measured) = 1.396 mW/g

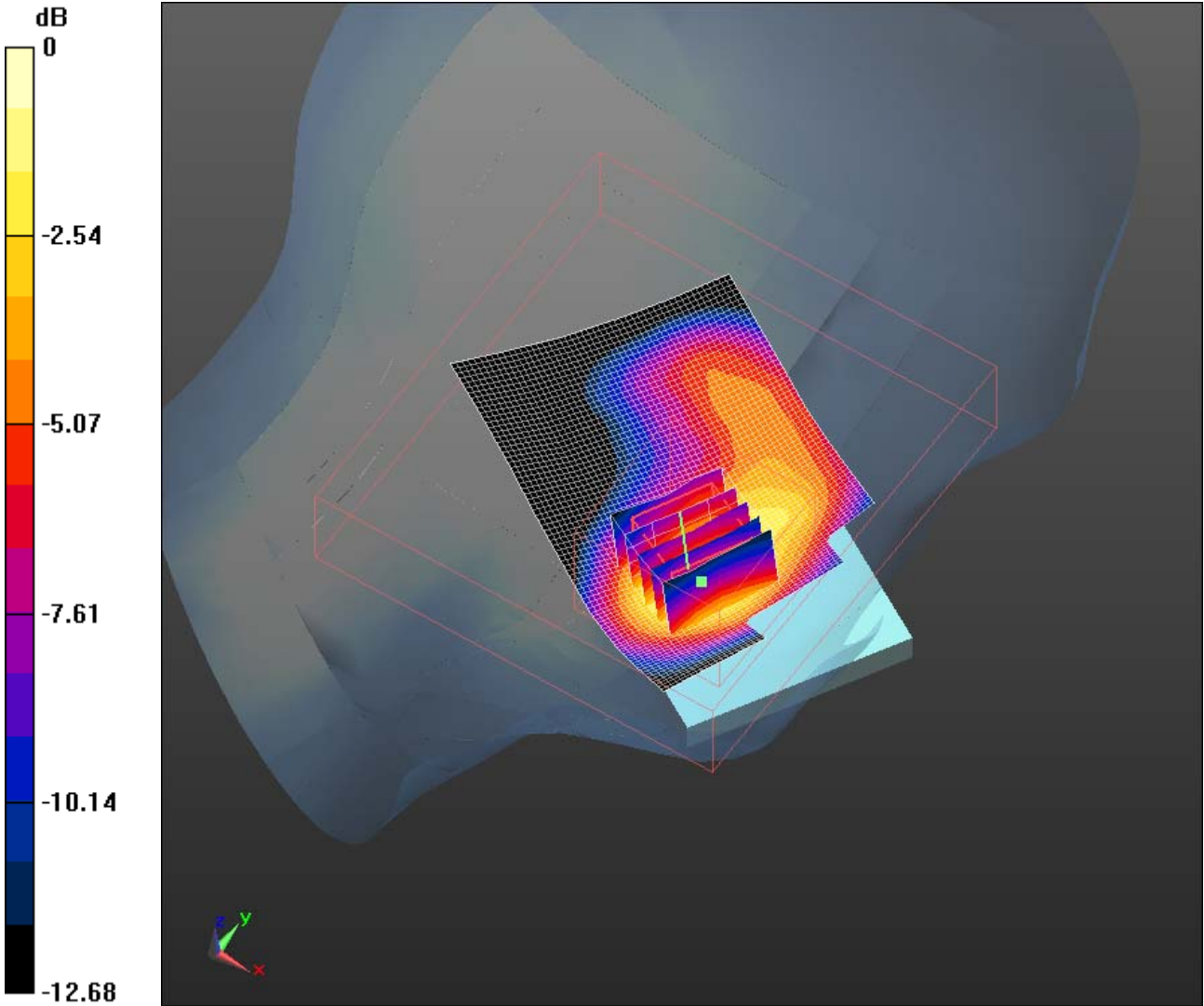
Author Data
Andrew Becker

Dates of Test
May 3 – July 26, 2011


Test Report No
RTS-2604-1107-06A

FCC ID:
L6ARDS40CW
L6ARDZ20CW

IC ID
2503A-RDS40CW
2503A-RDZ20CW



0 dB = 1.400mW/g

	Document Appendix B for the BlackBerry® Smartphone Model RDS41CW/RDZ21CW SAR Report			Page 89(93)
	Author Data Andrew Becker	Dates of Test May 3 – July 26, 2011	Test Report No RTS-2604-1107-06A	FCC ID: L6ARDS40CW L6ARDZ20CW

Date/Time: 7/25/2011 1:12:48 PM, Date/Time: 7/25/2011 1:17:50 PM

Test Laboratory: RIM Testing Services

LeftHandSide_CDMA1900_high_chan_amb_temp_23.0_liq_temp_22.2C

DUT: BlackBerry Smartphone; Type: Sample ; Serial: 32F66A09

Communication System: CDMA 1900; Frequency: 1908.5 MHz; Duty Cycle: 1:1
Medium parameters used (interpolated): $f = 1908.5$ MHz; $\sigma = 1.406$ mho/m; $\epsilon_r = 40.661$;
 $\rho = 1000$ kg/m³

Phantom section: Left Section

Measurement Standard: DASYS (IEEE/IEC/ANSI C63.19-2007)

DASY4 Configuration:

- Probe: ES3DV3 - SN3225; ConvF(5.26, 5.26, 5.26); Calibrated: 1/13/2011
- Sensor-Surface: 4mm (Mechanical Surface Detection)
- Electronics: DAE3 Sn472; Calibrated: 3/7/2011
- Phantom: SAM 1; Type: SAM 4.0; Serial: 1076
- ; SEMCAD X Version 14.4.4 (2829)

Configuration/Touch position -/Area Scan (51x81x1): Measurement grid:
dx=15mm, dy=15mm

[Info: Interpolated medium parameters used for SAR evaluation.](#)

Maximum value of SAR (interpolated) = 1.400 mW/g

Configuration/Touch position -/Zoom Scan (5x5x7) (5x5x7)/Cube 0:

Measurement grid: dx=7.5mm, dy=7.5mm, dz=5mm


Reference Value = 9.852 V/m; Power Drift = -0.05 dB

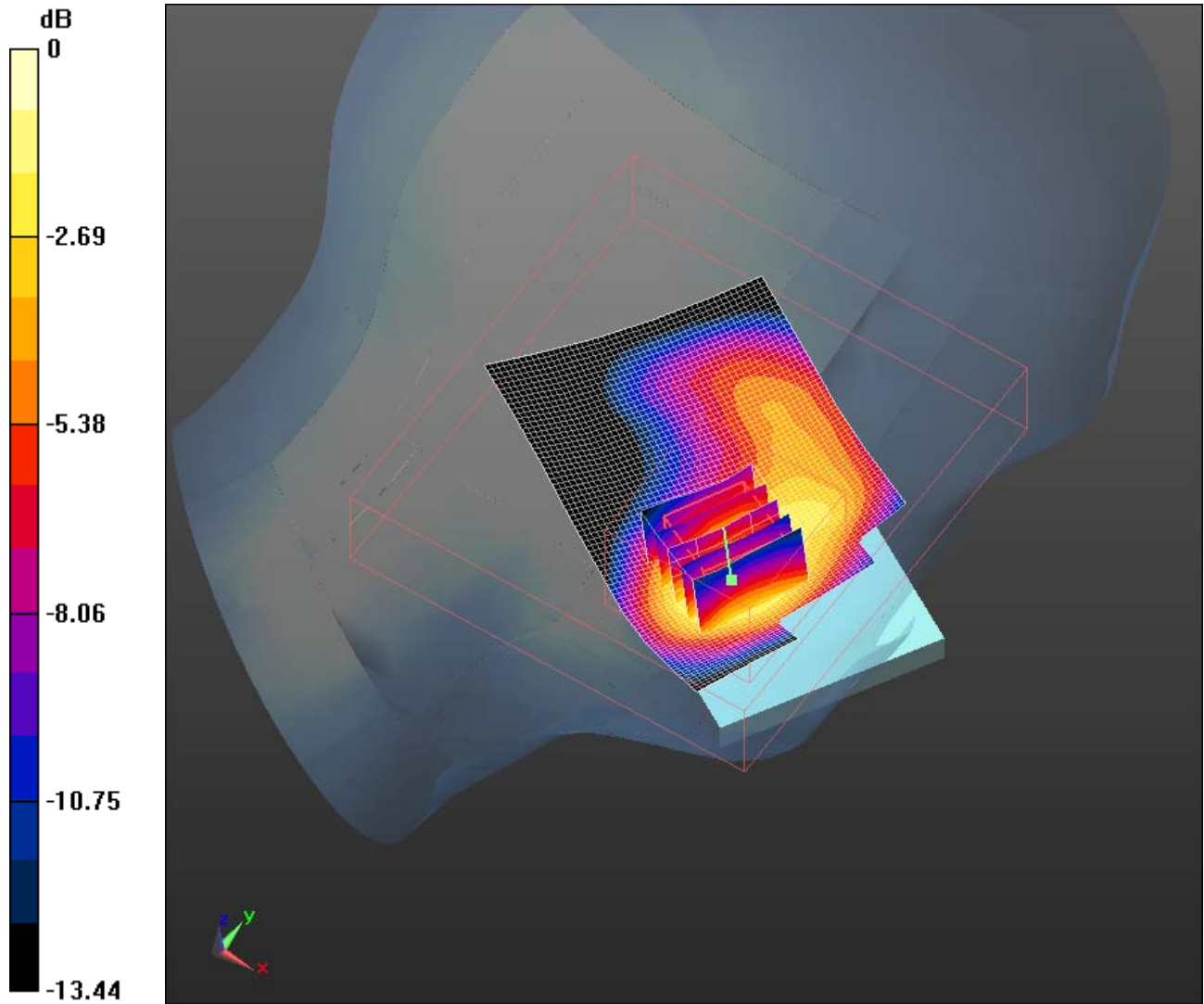
Peak SAR (extrapolated) = 1.767 W/kg

SAR(1 g) = 1.2 mW/g; SAR(10 g) = 0.699 mW/g


[Info: Interpolated medium parameters used for SAR evaluation.](#)

Maximum value of SAR (measured) = 1.285 mW/g

	Document Appendix B for the BlackBerry® Smartphone Model RDS41CW/RDZ21CW SAR Report			Page 90(93)
	Author Data Andrew Becker	Dates of Test May 3 – July 26, 2011	Test Report No RTS-2604-1107-06A	FCC ID: L6ARDS40CW L6ARDZ20CW



0 dB = 1.280mW/g

	Document Appendix B for the BlackBerry® Smartphone Model RDS41CW/RDZ21CW SAR Report			Page 91(93)
	Author Data Andrew Becker	Dates of Test May 3 – July 26, 2011	Test Report No RTS-2604-1107-06A	FCC ID: L6ARDS40CW L6ARDZ20CW

Date/Time: 7/25/2011 1:27:05 PM, Date/Time: 7/25/2011 1:32:12 PM

Test Laboratory: RIM Testing Services

LeftHandSide_Tilt_CDMA1900_mid_chan_amb_temp_23.2_liq_temp_22 .4C

DUT: BlackBerry Smartphone; Type: Sample ; Serial: 32F66A09

Communication System: CDMA 1900; Frequency: 1880 MHz; Duty Cycle: 1:1
Medium parameters used: $f = 1880$ MHz; $\sigma = 1.309$ mho/m; $\epsilon_r = 40.67$; $\rho = 1000$ kg/m³
Phantom section: Left Section
Measurement Standard: DASYS (IEEE/IEC/ANSI C63.19-2007)

DASY4 Configuration:

- Probe: ES3DV3 - SN3225; ConvF(5.26, 5.26, 5.26); Calibrated: 1/13/2011
- Sensor-Surface: 4mm (Mechanical Surface Detection)
- Electronics: DAE3 Sn472; Calibrated: 3/7/2011
- Phantom: SAM 1; Type: SAM 4.0; Serial: 1076
- ; SEMCAD X Version 14.4.4 (2829)

Configuration/Touch position -/Area Scan (51x81x1): Measurement grid:
dx=15mm, dy=15mm
Maximum value of SAR (interpolated) = 0.776 mW/g

Configuration/Touch position -/Zoom Scan (5x5x7) (5x5x7)/Cube 0:
Measurement grid: dx=7.5mm, dy=7.5mm, dz=5mm
Reference Value = 16.397 V/m; Power Drift = -0.19 dB
Peak SAR (extrapolated) = 0.976 W/kg
SAR(1 g) = 0.646 mW/g; SAR(10 g) = 0.394 mW/g
Maximum value of SAR (measured) = 0.684 mW/g


Author Data
Andrew Becker

Dates of Test
May 3 – July 26, 2011


Test Report No
RTS-2604-1107-06A

FCC ID:
L6ARDS40CW
L6ARDZ20CW

IC ID
2503A-RDS40CW
2503A-RDZ20CW



0 dB = 0.680mW/g

	Document Appendix B for the BlackBerry® Smartphone Model RDS41CW/RDZ21CW SAR Report			Page 93(93)
	Author Data Andrew Becker	Dates of Test May 3 – July 26, 2011	Test Report No RTS-2604-1107-06A	FCC ID: L6ARDS40CW L6ARDZ20CW

Z axis plot for the worst case head configuration:

