
	Document Appendix A for the BlackBerry® Smartphone Model RDD71UW/RDX71UW SAR Report			Page 1(22)
	Author Data Andrew Becker	Dates of Test Apr 13 – July 11, 2011	Test Report No RTS-2579-1106-34B	FCC ID: L6ARDX70UW

APPENDIX A: SAR DISTRIBUTION COMPARISON FOR ACCURACY VERIFICATION

	Document Appendix A for the BlackBerry® Smartphone Model RDD71UW/RDX71UW SAR Report			Page 2(22)
	Author Data Andrew Becker	Dates of Test Apr 13 – July 11, 2011	Test Report No RTS-2579-1106-34B	FCC ID: L6ARDX70UW

Date/Time: 5/10/2011 1:36:37 AM, Date/Time: 5/10/2011 1:41:27 AM

Test Laboratory: RIM Testing Services

DipoleValidation_835MHz_Amb_Tem_23.4_Liq_Tem_22.4C_05_10_11

DUT: Dipole 835 MHz; Type: D835V2; Serial: D835V2 - SN:446


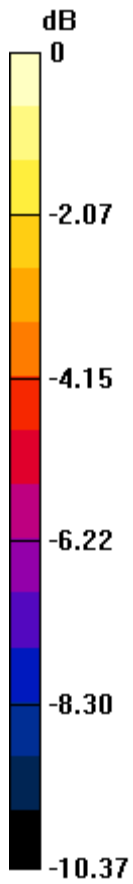
Communication System: CW; Frequency: 835 MHz; Communication System PAR: 0 dB
Medium parameters used: $f = 835 \text{ MHz}$; $\sigma = 0.922 \text{ mho/m}$; $\epsilon_r = 42.279$; $\rho = 1000 \text{ kg/m}^3$
Phantom section: Flat Section
Measurement Standard: DASYS (IEEE/IEC/ANSI C63.19-2007)

DASY5 Configuration:


- Probe: ES3DV3 - SN3225; ConvF(6.47, 6.47, 6.47); Calibrated: 1/13/2011
- Sensor-Surface: 4mm (Mechanical Surface Detection)
- Electronics: DAE3 Sn473; Calibrated: 1/21/2011
- Phantom: SAM 1; Type: SAM 4.0; Serial: 1076
- Measurement SW: DASYS2, Version 52.6 (2); SEMCAD X Version 14.4.4 (2829)

Configuration/d=15mm, Pin=1000mW/Area Scan (31x121x1): Measurement grid: $dx=15\text{mm}$, $dy=15\text{mm}$
Maximum value of SAR (interpolated) = 10.770 mW/g

Configuration/d=15mm, Pin=1000mW/Zoom Scan (5x5x7) 2 (7x7x7)/Cube 0: Measurement grid: $dx=5\text{mm}$, $dy=5\text{mm}$, $dz=5\text{mm}$
Reference Value = 106.3 V/m; Power Drift = -0.09 dB
Peak SAR (extrapolated) = 14.698 W/kg
SAR(1 g) = 9.81 mW/g; SAR(10 g) = 6.42 mW/g
Maximum value of SAR (measured) = 10.562 mW/g



0 dB = 10.560mW/g

	Document Appendix A for the BlackBerry® Smartphone Model RDD71UW/RDX71UW SAR Report			Page 4(22)
	Author Data Andrew Becker	Dates of Test Apr 13 – July 11, 2011	Test Report No RTS-2579-1106-34B	FCC ID: L6ARDX70UW

Date/Time: 6/6/2011 12:45:15 PM, Date/Time: 6/6/2011 12:50:01 PM

Test Laboratory: RIM Testing Services

DipoleValidation_835MHz_Amb_Tem_23.0_Liq_Tem_22.5C_06_06_11

DUT: Dipole 835 MHz; Type: D835V2; Serial: D835V2 - SN:446

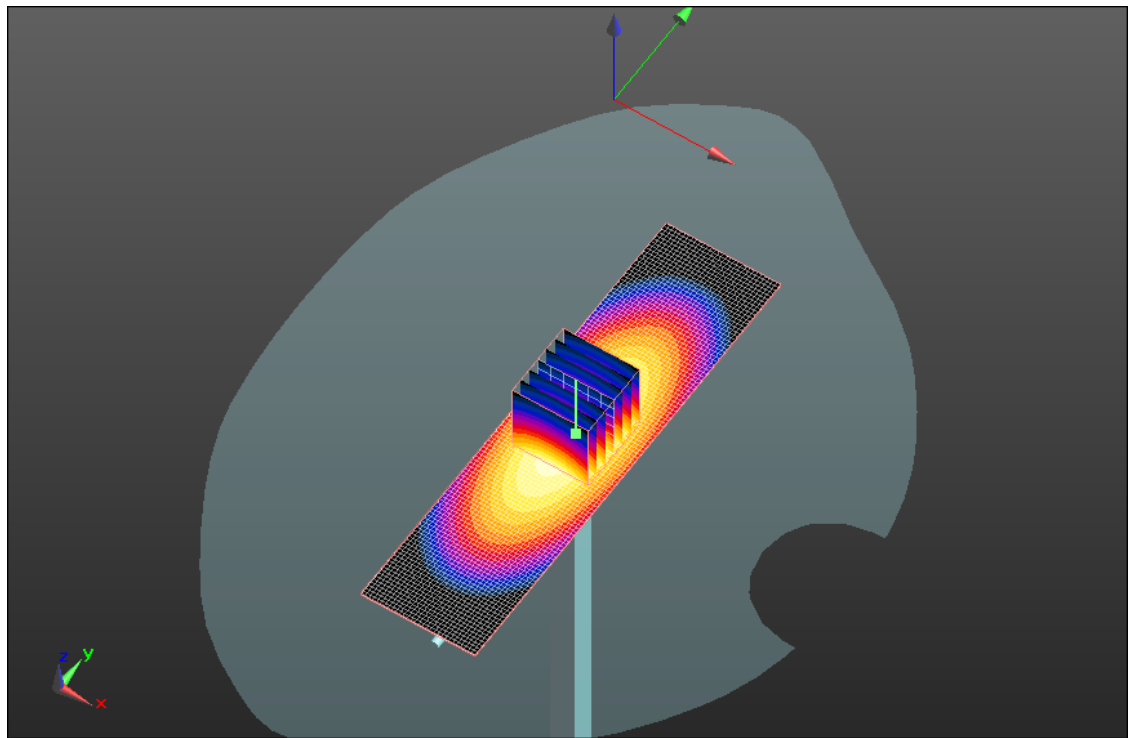
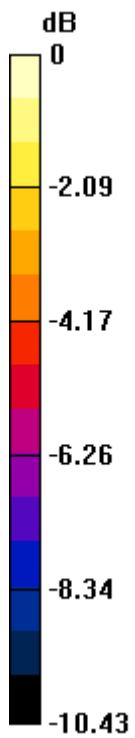
Communication System: CW; Frequency: 835 MHz; Communication System PAR: 0 dB
Medium parameters used: $f = 835 \text{ MHz}$; $\sigma = 0.894 \text{ mho/m}$; $\epsilon_r = 40.155$; $\rho = 1000 \text{ kg/m}^3$
Phantom section: Flat Section
Measurement Standard: DASYS (IEEE/IEC/ANSI C63.19-2007)

DASY5 Configuration:


- Probe: ES3DV3 - SN3225; ConvF(6.47, 6.47, 6.47); Calibrated: 1/13/2011
- Sensor-Surface: 4mm (Mechanical Surface Detection)
- Electronics: DAE3 Sn472; Calibrated: 3/7/2011
- Phantom: SAM 1; Type: SAM 4.0; Serial: 1076
- Measurement SW: DASYS2, Version 52.6 (2); SEMCAD X Version 14.4.4 (2829)

Configuration/d=15mm, Pin=1000mW/Area Scan (31x121x1): Measurement grid: $dx=15\text{mm}$, $dy=15\text{mm}$
Maximum value of SAR (interpolated) = 9.820 mW/g

Configuration/d=15mm, Pin=1000mW/Zoom Scan (5x5x7) 2 (7x7x7)/Cube 0: Measurement grid: $dx=5\text{mm}$, $dy=5\text{mm}$, $dz=5\text{mm}$
Reference Value = 107.4 V/m; Power Drift = -0.03 dB
Peak SAR (extrapolated) = 13.991 W/kg
SAR(1 g) = 9.28 mW/g; SAR(10 g) = 6.05 mW/g
Maximum value of SAR (measured) = 10.043 mW/g



0 dB = 10.040mW/g

	Document Appendix A for the BlackBerry® Smartphone Model RDD71UW/RDX71UW SAR Report			Page 6(22)
	Author Data Andrew Becker	Dates of Test Apr 13 – July 11, 2011	Test Report No RTS-2579-1106-34B	FCC ID: L6ARDX70UW

Date/Time: 4/13/2011 3:11:32 PM, Date/Time: 4/13/2011 3:14:07 PM

Test Laboratory: RIM Testing Services

DipoleValidation_1800MHz_Amb_Tem_24.2_Liq_Tem_22.5C

DUT: Dipole 1800 MHz; Type: D1800V2; Serial: D1800V2 - SN:2d020

Communication System: CW; Frequency: 1800 MHz; Communication System PAR: 0 dB
Medium parameters used: $f = 1800 \text{ MHz}$; $\sigma = 1.382 \text{ mho/m}$; $\epsilon_r = 38.11$; $\rho = 1000 \text{ kg/m}^3$
Phantom section: Flat Section
Measurement Standard: DASY5 (IEEE/IEC/ANSI C63.19-2007)

DASY5 Configuration:

- Probe: ES3DV3 - SN3225; ConvF(5.26, 5.26, 5.26); Calibrated: 1/13/2011
- Sensor-Surface: 4mm (Mechanical Surface Detection)
- Electronics: DAE3 Sn473; Calibrated: 1/21/2011
- Phantom: SAM 1; Type: SAM 4.0; Serial: 1076
- Measurement SW: DASY52, Version 52.6 (2); SEMCAD X Version 14.4.4 (2829)

Configuration/d=15mm, Pin=1000mW/Area Scan (31x61x1): Measurement grid: $dx=15\text{mm}$, $dy=15\text{mm}$
Maximum value of SAR (interpolated) = 41.635 mW/g

Configuration/d=15mm, Pin=1000mW/Zoom Scan (5x5x7) 2 (7x7x7)/Cube 0: Measurement grid: $dx=5\text{mm}$, $dy=5\text{mm}$, $dz=5\text{mm}$
Reference Value = 176.0 V/m; Power Drift = 0.0026 dB
Peak SAR (extrapolated) = 68.469 W/kg
SAR(1 g) = 36.8 mW/g; SAR(10 g) = 19.2 mW/g
Maximum value of SAR (measured) = 41.499 mW/g

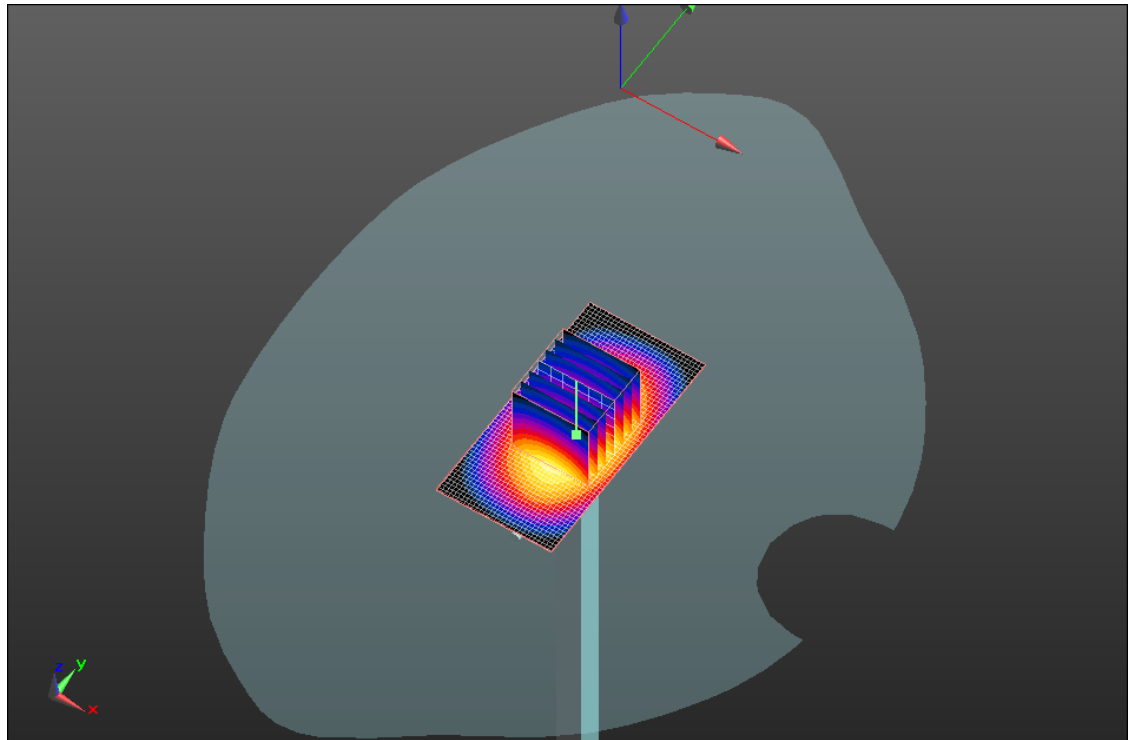
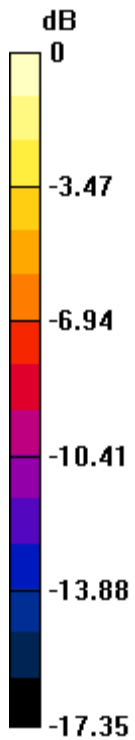
Author Data
Andrew Becker

Dates of Test
Apr 13 – July 11, 2011


Test Report No
RTS-2579-1106-34B

FCC ID:
L6ARDX70UW

IC ID
2503A-RDX70UW



0 dB = 41.500mW/g

	Document Appendix A for the BlackBerry® Smartphone Model RDD71UW/RDX71UW SAR Report			Page 8(22)
	Author Data Andrew Becker	Dates of Test Apr 13 – July 11, 2011	Test Report No RTS-2579-1106-34B	FCC ID: L6ARDX70UW

Date/Time: 5/3/2011 9:59:00 AM, Date/Time: 5/3/2011 10:01:36 AM

Test Laboratory: RIM Testing Services

DipoleValidation_1900MHz_Amb_Tem_23.0_Liq_Tem_22.0_05_03_11

DUT: Dipole 1900 MHz; Type: D1900V2; Serial: D1900V2 - SN:545

Communication System: CW; Frequency: 1900 MHz; Communication System PAR: 0 dB
Medium parameters used: $f = 1900$ MHz; $\sigma = 1.354$ mho/m; $\epsilon_r = 38.058$; $\rho = 1000$ kg/m³
Phantom section: Flat Section
Measurement Standard: DASYS (IEEE/IEC/ANSI C63.19-2007)

DASY5 Configuration:

- Probe: ES3DV3 - SN3225; ConvF(5.26, 5.26, 5.26); Calibrated: 1/13/2011
- Sensor-Surface: 4mm (Mechanical Surface Detection)
- Electronics: DAE3 Sn473; Calibrated: 1/21/2011
- Phantom: SAM 1; Type: SAM 4.0; Serial: 1076
- Measurement SW: DASYS2, Version 52.6 (2); SEMCAD X Version 14.4.4 (2829)

Configuration/d=15mm, Pin=1000mW/Area Scan (31x61x1): Measurement grid: dx=15mm, dy=15mm
Maximum value of SAR (interpolated) = 42.866 mW/g

Configuration/d=15mm, Pin=1000mW/Zoom Scan (5x5x7) 2 (7x7x7)/Cube 0: Measurement grid: dx=5mm, dy=5mm, dz=5mm
Reference Value = 177.3 V/m; Power Drift = -0.04 dB
Peak SAR (extrapolated) = 67.802 W/kg
SAR(1 g) = 37.3 mW/g; SAR(10 g) = 19.6 mW/g
Maximum value of SAR (measured) = 41.985 mW/g

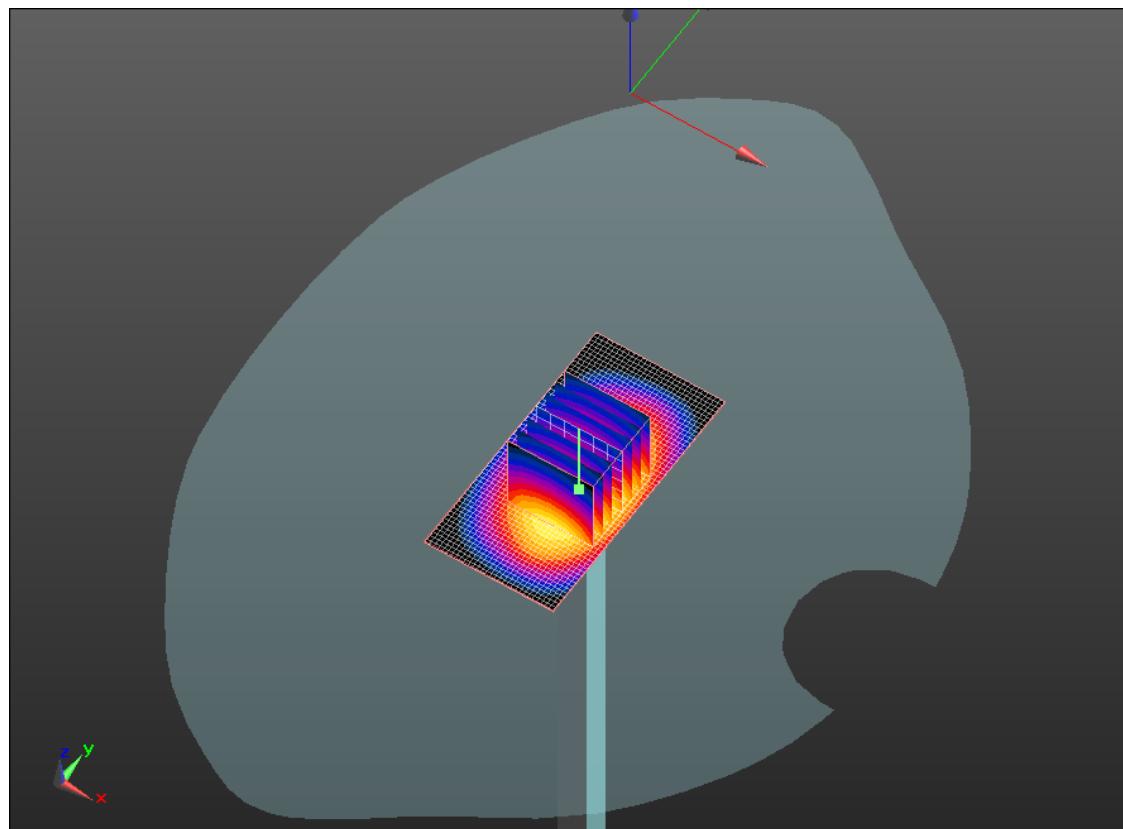
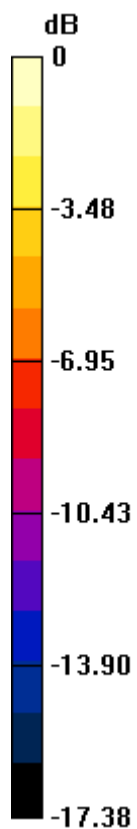
Author Data
Andrew Becker

Dates of Test
Apr 13 – July 11, 2011


Test Report No
RTS-2579-1106-34B

FCC ID:
L6ARDX70UW

IC ID
2503A-RDX70UW



0 dB = 41.990mW/g

	Document Appendix A for the BlackBerry® Smartphone Model RDD71UW/RDX71UW SAR Report			Page 10(22)
	Author Data Andrew Becker	Dates of Test Apr 13 – July 11, 2011	Test Report No RTS-2579-1106-34B	FCC ID: L6ARDX70UW

Date/Time: 6/8/2011 8:25:06 PM, Date/Time: 6/8/2011 8:27:42 PM

Test Laboratory: RIM Testing Services

DipoleValidation_1900MHz_Amb_Tem_23.7_Liq_Tem_22.9_06_08_11

DUT: Dipole 1900 MHz; Type: D1900V2; Serial: D1900V2 - SN:545

Communication System: CW; Frequency: 1900 MHz; Communication System PAR: 0 dB
Medium parameters used: $f = 1900$ MHz; $\sigma = 1.373$ mho/m; $\epsilon_r = 39.77$; $\rho = 1000$ kg/m³
Phantom section: Flat Section
Measurement Standard: DASYS (IEEE/IEC/ANSI C63.19-2007)

DASY5 Configuration:

- Probe: ES3DV3 - SN3225; ConvF(5.26, 5.26, 5.26); Calibrated: 1/13/2011
- Sensor-Surface: 4mm (Mechanical Surface Detection)
- Electronics: DAE3 Sn472; Calibrated: 3/7/2011
- Phantom: SAM 1; Type: SAM 4.0; Serial: 1076
- Measurement SW: DASYS2, Version 52.6 (2); SEMCAD X Version 14.4.4 (2829)

Configuration/d=15mm, Pin=1000mW/Area Scan (31x61x1): Measurement grid: dx=15mm, dy=15mm
Maximum value of SAR (interpolated) = 44.456 mW/g

Configuration/d=15mm, Pin=1000mW/Zoom Scan (5x5x7) 2 (7x7x7)/Cube 0: Measurement grid: dx=5mm, dy=5mm, dz=5mm
Reference Value = 180.3 V/m; Power Drift = 0.0046 dB
Peak SAR (extrapolated) = 70.827 W/kg
SAR(1 g) = 38.9 mW/g; SAR(10 g) = 20.4 mW/g
Maximum value of SAR (measured) = 43.683 mW/g

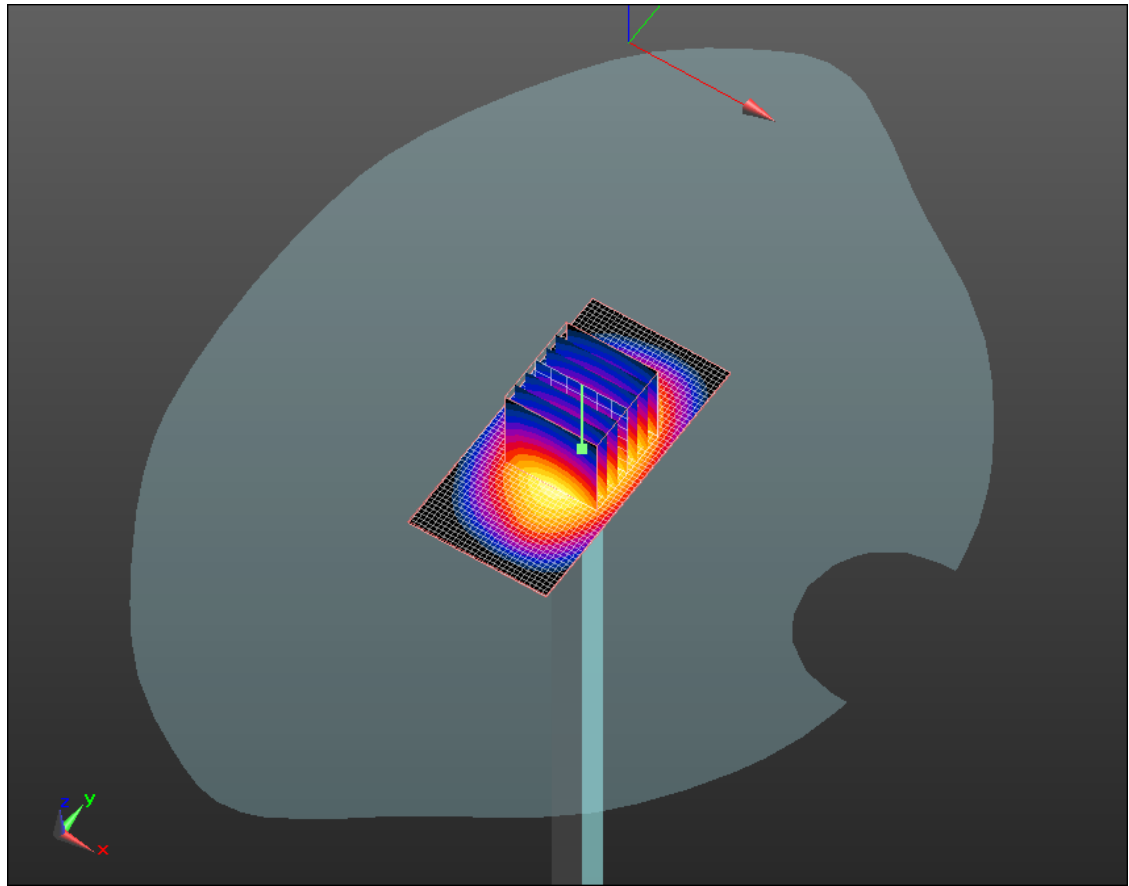
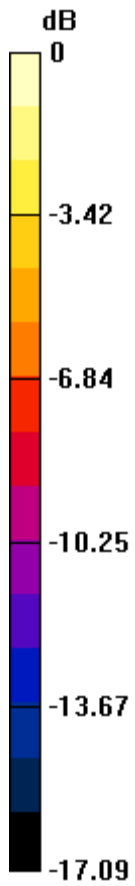
Author Data
Andrew Becker

Dates of Test
Apr 13 – July 11, 2011


Test Report No
RTS-2579-1106-34B

FCC ID:
L6ARDX70UW

IC ID
2503A-RDX70UW



0 dB = 43.680mW/g

	Document Appendix A for the BlackBerry® Smartphone Model RDD71UW/RDX71UW SAR Report			Page 12(22)
	Author Data Andrew Becker	Dates of Test Apr 13 – July 11, 2011	Test Report No RTS-2579-1106-34B	FCC ID: L6ARDX70UW

Date/Time: 4/26/2011 11:31:28 PM, Date/Time: 4/26/2011 11:33:21 PM

Test Laboratory: RIM Testing Services

DipoleValidation_2450MHz_Amb_Tem_23.5_Liq_Tem_22.3C

DUT: Dipole 2450 MHz; Type: D2450V2; Serial: D2450V2 - SN:747

Communication System: CW; Frequency: 2450 MHz; Communication System PAR: 0 dB
Medium parameters used: $f = 2450$ MHz; $\sigma = 1.886$ mho/m; $\epsilon_r = 39.002$; $\rho = 1000$ kg/m³
Phantom section: Flat Section
Measurement Standard: DASY5 (IEEE/IEC/ANSI C63.19-2007)

DASY5 Configuration:

- Probe: ES3DV3 - SN3225; ConvF(4.6, 4.6, 4.6); Calibrated: 1/13/2011
- Sensor-Surface: 4mm (Mechanical Surface Detection)
- Electronics: DAE3 Sn473; Calibrated: 1/21/2011
- Phantom: SAM 1; Type: SAM 4.0; Serial: 1076
- Measurement SW: DASY52, Version 52.6 (2); SEMCAD X Version 14.4.4 (2829)

Configuration/d=15mm, Pin=1000mW/Area Scan (31x41x1): Measurement grid: dx=15mm, dy=15mm
Maximum value of SAR (interpolated) = 65.108 mW/g

Configuration/d=15mm, Pin=1000mW/Zoom Scan (5x5x7) 2 (7x7x7)/Cube 0: Measurement grid: dx=5mm, dy=5mm, dz=5mm
Reference Value = 180.5 V/m; Power Drift = 0.05 dB
Peak SAR (extrapolated) = 115.1 W/kg
SAR(1 g) = 56 mW/g; SAR(10 g) = 25.9 mW/g
Maximum value of SAR (measured) = 63.463 mW/g

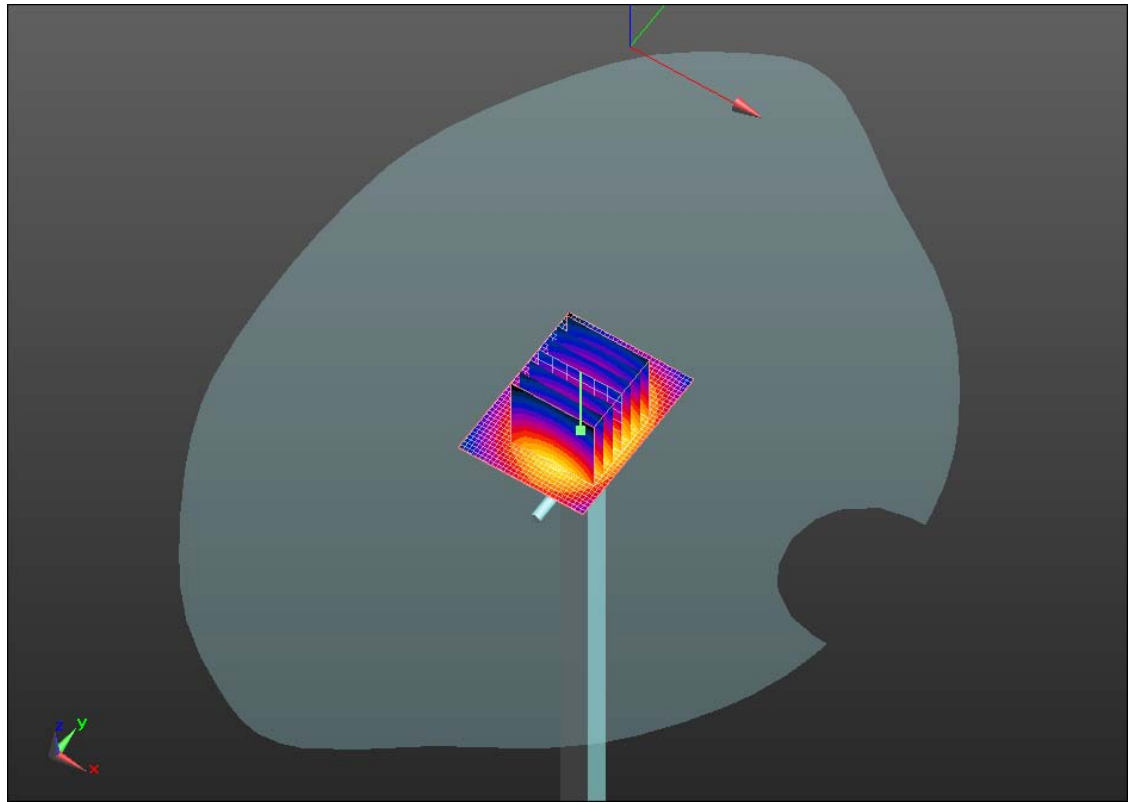
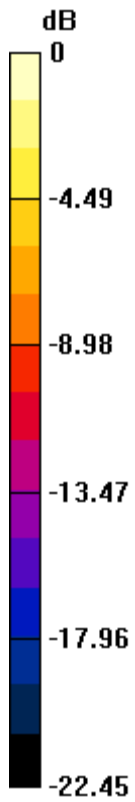
Author Data
Andrew Becker

Dates of Test
Apr 13 – July 11, 2011


Test Report No
RTS-2579-1106-34B

FCC ID:
L6ARDX70UW

IC ID
2503A-RDX70UW



0 dB = 63.460mW/g

	Document Appendix A for the BlackBerry® Smartphone Model RDD71UW/RDX71UW SAR Report			Page 14(22)
	Author Data Andrew Becker	Dates of Test Apr 13 – July 11, 2011	Test Report No RTS-2579-1106-34B	FCC ID: L6ARDX70UW

Date/Time: 6/15/2011 7:18:50 PM, Date/Time: 6/15/2011 7:20:41 PM

Test Laboratory: RIM Testing Services

DipoleValidation_2450MHz_Amb_Tem_23.4_Liq_Tem_22.0C_06_15_11

DUT: Dipole 2450 MHz; Type: D2450V2; Serial: D2450V2 - SN:747


Communication System: CW; Frequency: 2450 MHz; Communication System PAR: 0 dB
Medium parameters used: $f = 2450$ MHz; $\sigma = 1.879$ mho/m; $\epsilon_r = 40.287$; $\rho = 1000$ kg/m³
Phantom section: Flat Section
Measurement Standard: DASYS (IEEE/IEC/ANSI C63.19-2007)

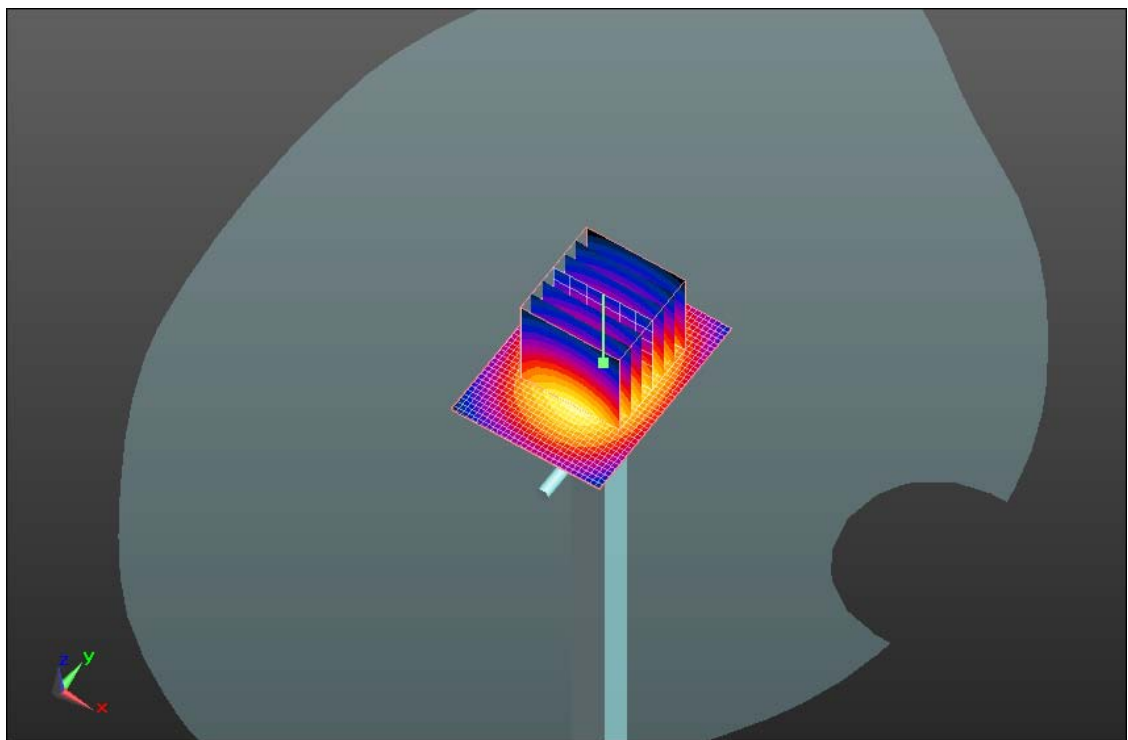
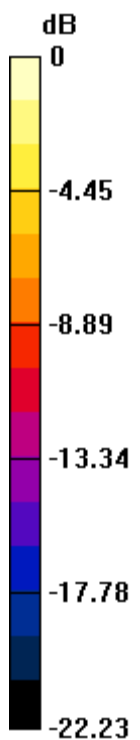
DASY5 Configuration:

- Probe: ES3DV3 - SN3225; ConvF(4.6, 4.6, 4.6); Calibrated: 1/13/2011
- Sensor-Surface: 4mm (Mechanical Surface Detection)
- Electronics: DAE3 Sn472; Calibrated: 3/7/2011
- Phantom: SAM 1; Type: SAM 4.0; Serial: 1076
- Measurement SW: DASYS2, Version 52.6 (2); SEMCAD X Version 14.4.4 (2829)


Configuration/d=15mm, Pin=1000mW/Area Scan (31x41x1): Measurement grid: dx=15mm, dy=15mm
Maximum value of SAR (interpolated) = 65.541 mW/g

Configuration/d=15mm, Pin=1000mW/Zoom Scan (5x5x7) 2 (7x7x7)/Cube 0: Measurement grid: dx=5mm, dy=5mm, dz=5mm
Reference Value = 184.2 V/m; Power Drift = -0.02 dB
Peak SAR (extrapolated) = 114.6 W/kg
SAR(1 g) = 54.6 mW/g; SAR(10 g) = 25.3 mW/g
Maximum value of SAR (measured) = 62.317 mW/g

	Document Appendix A for the BlackBerry® Smartphone Model RDD71UW/RDX71UW SAR Report			Page 15(22)
	Author Data Andrew Becker	Dates of Test Apr 13 – July 11, 2011	Test Report No RTS-2579-1106-34B	FCC ID: L6ARDX70UW



0 dB = 62.320mW/g

	Document Appendix A for the BlackBerry® Smartphone Model RDD71UW/RDX71UW SAR Report			Page 16(22)
	Author Data Andrew Becker	Dates of Test Apr 13 – July 11, 2011	Test Report No RTS-2579-1106-34B	FCC ID: L6ARDX70UW

Date/Time: 4/20/2011 2:37:03 PM, Date/Time: 4/20/2011 2:44:45 PM

Test Laboratory: RIM Testing Services

DipoleValidation_835MHz_Amb_Tem_23.9_Liq_Tem_22.1C_04_20_11

DUT: Dipole 835 MHz; Type: D835V2; Serial: D835V2 - SN:446

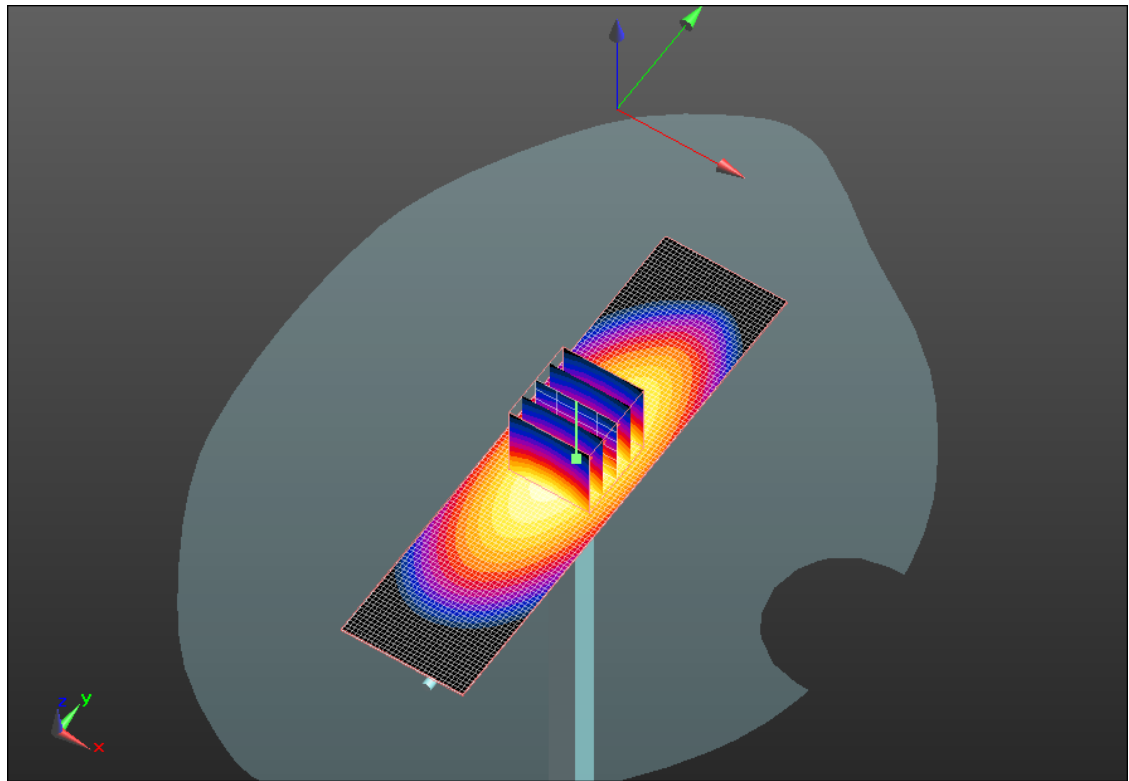
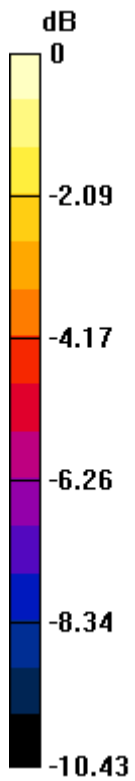
Communication System: CW; Frequency: 835 MHz; Communication System PAR: 0 dB
Medium parameters used: $f = 835 \text{ MHz}$; $\sigma = 0.875 \text{ mho/m}$; $\epsilon_r = 40.074$; $\rho = 1000 \text{ kg/m}^3$
Phantom section: Flat Section
Measurement Standard: DASYS (IEEE/IEC/ANSI C63.19-2007)

DASY5 Configuration:


- Probe: ES3DV3 - SN3225; ConvF(6.47, 6.47, 6.47); Calibrated: 1/13/2011
- Sensor-Surface: 4mm (Mechanical Surface Detection)
- Electronics: DAE3 Sn473; Calibrated: 1/21/2011
- Phantom: SAM 1; Type: SAM 4.0; Serial: 1076
- Measurement SW: DASYS2, Version 52.6 (2); SEMCAD X Version 14.4.4 (2829)

Configuration/d=15mm, Pin=1000mW/Area Scan (31x121x1): Measurement grid: $dx=15\text{mm}$, $dy=15\text{mm}$
Maximum value of SAR (interpolated) = 9.747 mW/g

Configuration/d=15mm, Pin=1000mW/Zoom Scan (5x5x7) 2 (5x5x7)/Cube 0: Measurement grid: $dx=7.5\text{mm}$, $dy=7.5\text{mm}$, $dz=5\text{mm}$
Reference Value = 106.7 V/m; Power Drift = -0.00087 dB
Peak SAR (extrapolated) = 13.589 W/kg
SAR(1 g) = 9.1 mW/g; SAR(10 g) = 5.97 mW/g
Maximum value of SAR (measured) = 9.810 mW/g



0 dB = 9.810mW/g

	Document Appendix A for the BlackBerry® Smartphone Model RDD71UW/RDX71UW SAR Report			Page 18(22)
	Author Data Andrew Becker	Dates of Test Apr 13 – July 11, 2011	Test Report No RTS-2579-1106-34B	FCC ID: L6ARDX70UW

Date/Time: 7/6/2011 1:14:24 PM, Date/Time: 7/6/2011 1:19:13 PM

Test Laboratory: RIM Testing Services

DipoleValidation_835MHz_Amb_Tem_23.9_Liq_Tem_22.6C_07_06_11

DUT: Dipole 835 MHz; Type: D835V2; Serial: D835V2 - SN:446

Communication System: CW; Frequency: 835 MHz; Communication System PAR: 0 dB
Medium parameters used: $f = 835 \text{ MHz}$; $\sigma = 0.919 \text{ mho/m}$; $\epsilon_r = 42.028$; $\rho = 1000 \text{ kg/m}^3$
Phantom section: Flat Section
Measurement Standard: DASYS (IEEE/IEC/ANSI C63.19-2007)

DASY5 Configuration:

- Probe: ES3DV3 - SN3225; ConvF(6.47, 6.47, 6.47); Calibrated: 1/13/2011
- Sensor-Surface: 4mm (Mechanical Surface Detection)
- Electronics: DAE3 Sn472; Calibrated: 3/7/2011
- Phantom: SAM 1; Type: SAM 4.0; Serial: 1076
- Measurement SW: DASYS2, Version 52.6 (2); SEMCAD X Version 14.4.4 (2829)

Configuration/d=15mm, Pin=1000mW/Area Scan (31x121x1): Measurement grid: $dx=15\text{mm}$, $dy=15\text{mm}$
Maximum value of SAR (interpolated) = 10.434 mW/g

Configuration/d=15mm, Pin=1000mW/Zoom Scan (5x5x7) 2 (7x7x7)/Cube 0: Measurement grid: $dx=5\text{mm}$, $dy=5\text{mm}$, $dz=5\text{mm}$
Reference Value = 108.9 V/m; Power Drift = -0.08 dB
Peak SAR (extrapolated) = 14.663 W/kg
SAR(1 g) = 9.75 mW/g; SAR(10 g) = 6.36 mW/g
Maximum value of SAR (measured) = 10.512 mW/g

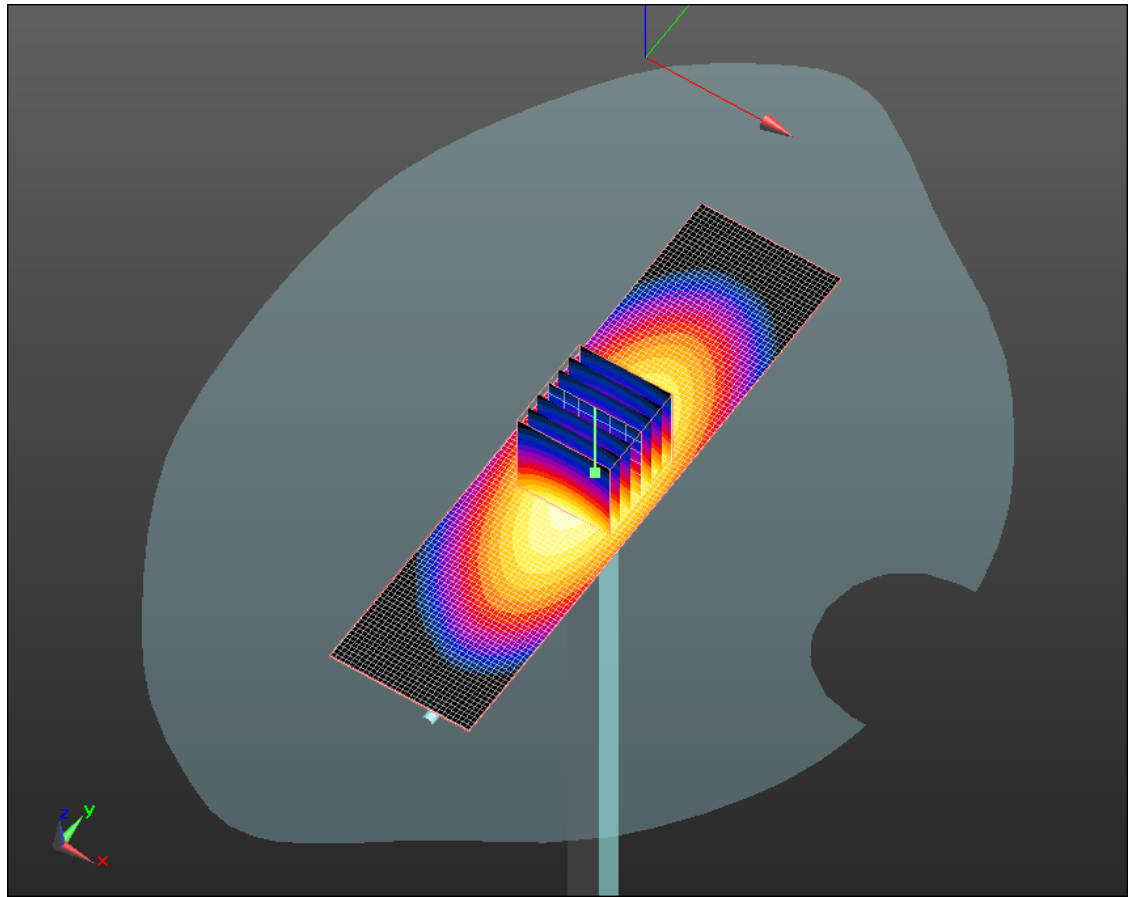
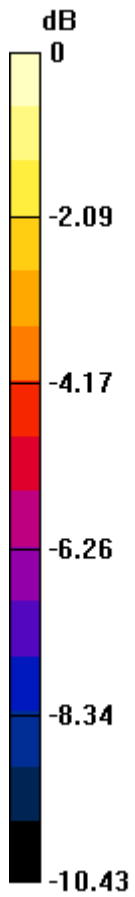
Author Data
Andrew Becker

Dates of Test
Apr 13 – July 11, 2011


Test Report No
RTS-2579-1106-34B

FCC ID:
L6ARDX70UW

IC ID
2503A-RDX70UW



0 dB = 10.510mW/g

	Document Appendix A for the BlackBerry® Smartphone Model RDD71UW/RDX71UW SAR Report			Page 20(22)
	Author Data Andrew Becker	Dates of Test Apr 13 – July 11, 2011	Test Report No RTS-2579-1106-34B	FCC ID: L6ARDX70UW

Date/Time: 4/18/2011 1:49:16 PM, Date/Time: 4/18/2011 1:51:52 PM

Test Laboratory: RIM Testing Services

DipoleValidation_1900MHz_Amb_Tem_23.8_Liq_Tem_22.4_04_18_11

DUT: Dipole 1900 MHz; Type: D1900V2; Serial: D1900V2 - SN:545

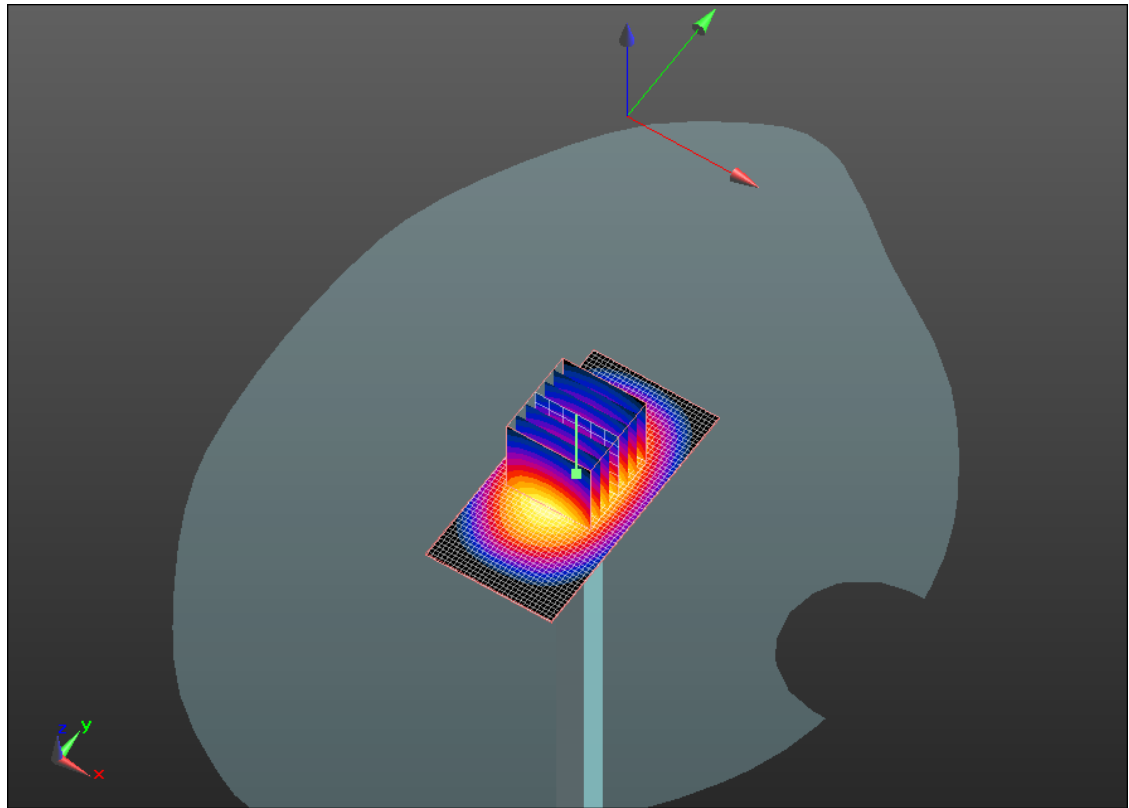
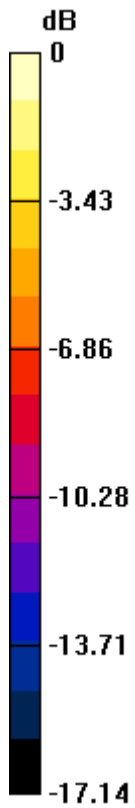
Communication System: CW; Frequency: 1900 MHz; Communication System PAR: 0 dB
Medium parameters used: $f = 1900$ MHz; $\sigma = 1.382$ mho/m; $\epsilon_r = 38.207$; $\rho = 1000$ kg/m³
Phantom section: Flat Section
Measurement Standard: DASYS (IEEE/IEC/ANSI C63.19-2007)

DASY5 Configuration:


- Probe: ES3DV3 - SN3225; ConvF(5.26, 5.26, 5.26); Calibrated: 1/13/2011
- Sensor-Surface: 4mm (Mechanical Surface Detection)
- Electronics: DAE3 Sn473; Calibrated: 1/21/2011
- Phantom: SAM 1; Type: SAM 4.0; Serial: 1076
- Measurement SW: DASYS2, Version 52.6 (2); SEMCAD X Version 14.4.4 (2829)

Configuration/d=15mm, Pin=1000mW/Area Scan (31x61x1): Measurement grid: dx=15mm, dy=15mm
Maximum value of SAR (interpolated) = 43.465 mW/g

Configuration/d=15mm, Pin=1000mW/Zoom Scan (5x5x7) 2 (7x7x7)/Cube 0: Measurement grid: dx=5mm, dy=5mm, dz=5mm
Reference Value = 166.6 V/m; Power Drift = 0.04 dB
Peak SAR (extrapolated) = 68.326 W/kg
SAR(1 g) = 37.5 mW/g; SAR(10 g) = 19.7 mW/g
Maximum value of SAR (measured) = 41.979 mW/g



0 dB = 41.980mW/g

	Document Appendix A for the BlackBerry® Smartphone Model RDD71UW/RDX71UW SAR Report			Page 22(22)
	Author Data Andrew Becker	Dates of Test Apr 13 – July 11, 2011	Test Report No RTS-2579-1106-34B	FCC ID: L6ARDX70UW

Date/Time: 7/11/2011 5:51:51 PM, Date/Time: 7/11/2011 5:54:25 PM

Test Laboratory: RIM Testing Services

DipoleValidation_1900MHz_Amb_Tem_23.1_Liq_Tem_22.2_07_11_11

DUT: Dipole 1900 MHz; Type: D1900V2; Serial: D1900V2 - SN:545

Communication System: CW; Frequency: 1900 MHz; Communication System PAR: 0 dB
Medium parameters used: $f = 1900$ MHz; $\sigma = 1.397$ mho/m; $\epsilon_r = 39.59$; $\rho = 1000$ kg/m³
Phantom section: Flat Section
Measurement Standard: DASY5 (IEEE/IEC/ANSI C63.19-2007)

DASY5 Configuration:

- Probe: ES3DV3 - SN3225; ConvF(5.26, 5.26, 5.26); Calibrated: 1/13/2011
- Sensor-Surface: 4mm (Mechanical Surface Detection)
- Electronics: DAE3 Sn472; Calibrated: 3/7/2011
- Phantom: SAM 1; Type: SAM 4.0; Serial: 1076
- Measurement SW: DASY52, Version 52.6 (2); SEMCAD X Version 14.4.4 (2829)

Configuration/d=15mm, Pin=1000mW/Area Scan (31x61x1): Measurement grid: dx=15mm, dy=15mm
Maximum value of SAR (interpolated) = 44.805 mW/g

Configuration/d=15mm, Pin=1000mW/Zoom Scan (5x5x7) 2 (7x7x7)/Cube 0: Measurement grid: dx=5mm, dy=5mm, dz=5mm
Reference Value = 180.8 V/m; Power Drift = -0.02 dB
Peak SAR (extrapolated) = 72.571 W/kg
SAR(1 g) = 39.1 mW/g; SAR(10 g) = 20.3 mW/g
Maximum value of SAR (measured) = 44.203 mW/g