



| | | | | |
|-----------------------------------------------------------------------------------|----------------------------------------------------------------------------------------------------|----------------------------------------------|------------------------------------------------------------------|----------------------------------------------|
|  | Document Appendix C for the BlackBerry® Smartphone Model RDU71CW/RDV71UW SAR Report | | | Page 1(87) |
| | Author Data Andrew Becker | Dates of Test Feb 7 – May 25, 2011 | Test Report No RTS-3933-1105-11B RTS-2580-1106-09 | FCC ID: L6ARDU70CW L6ARDV70UW |

APPENDIX C: SAR DISTRIBUTION PLOTS FOR BODY-WORN CONFIGURATION

| | | | | |
|-----------------------------------------------------------------------------------|---------------------------------------------------------------------------------------------------------|----------------------------------------------|-----------------------------------------------------------------------|---------------------------------------------------|
|  | Document Appendix C for the BlackBerry® Smartphone Model RDU71CW/RDV71UW SAR Report | | | Page 2(87) |
| | Author Data Andrew Becker | Dates of Test Feb 7 – May 25, 2011 | Test Report No RTS-3933-1105-11B RTS-2580-1106-09 | FCC ID: L6ARDU70CW L6ARDV70UW |

Date/Time: 3/7/2011 9:37:48 PM, Date/Time: 3/7/2011 9:43:45 PM

Test Laboratory: RIM Testing Services

**15mm_Spacer_Back_GPRS850_mid_chan_amb_temp_23.6C_liq_temp
_22.0C**

DUT: BlackBerry Smartphone; Type: Sample ; Serial: 32D4BD0D

Communication System: GPRS 850; Communication System Band: Exported from older format (data unavailable - please correct).; Frequency: 836.8 MHz; Communication System PAR: 3.18 dB

Medium parameters used (interpolated): $f = 836.8$ MHz; $\sigma = 1.016$ mho/m; $\epsilon_r = 52.419$; $\rho = 1000$ kg/m³

Phantom section: Flat Section

Measurement Standard: DASYS (IEEE/IEC/ANSI C63.19-2007)

DASY5 Configuration:

- Probe: ES3DV3 - SN3225; ConvF(6.12, 6.12, 6.12); Calibrated: 1/13/2011
 - Modulation Compensation: **Not calibrated**
- Sensor-Surface: 4mm (Mechanical Surface Detection)
- Electronics: DAE4 Sn881; Calibrated: 4/19/2010
- Phantom: SAM 2; Type: SAM 4.0; Serial: 1080
- Measurement SW: DASYS2, Version 52.6 (2); SEMCAD X Version 14.4.4 (2829)

Configuration/Body/Area Scan (51x91x1): Measurement grid: dx=15mm, dy=15mm

[Info: Interpolated medium parameters used for SAR evaluation.](#)


Maximum value of SAR (interpolated) = 0.426 mW/g

Configuration/Body/Zoom Scan (5x5x7) (6x6x7)/Cube 0: Measurement grid: dx=7.5mm, dy=7.5mm, dz=5mm

Reference Value = 21.106 V/m; Power Drift = -0.13 dB

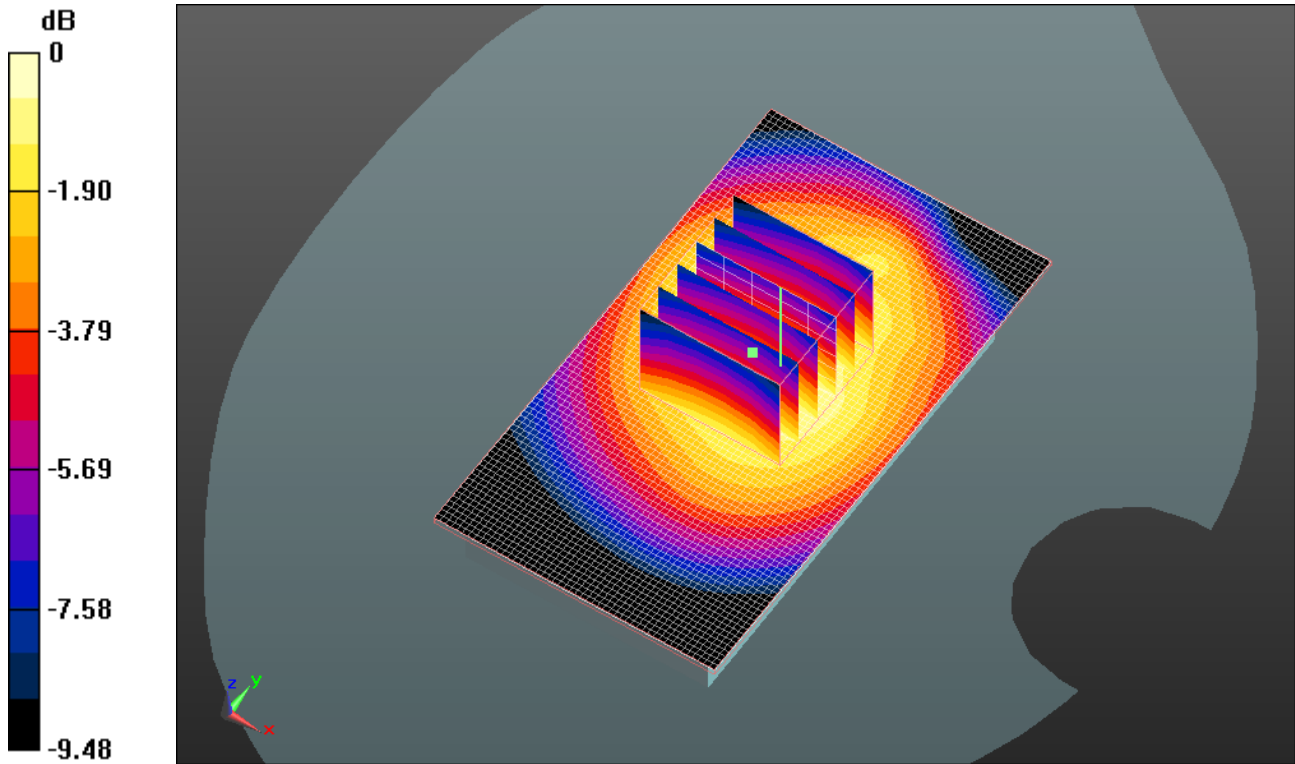
Peak SAR (extrapolated) = 0.570 W/kg

SAR(1 g) = 0.445 mW/g; SAR(10 g) = 0.331 mW/g


| | | | | |
|-----------------------------------------------------------------------------------|---------------------------------------------------------------------------------------------------------|----------------------------------------------|-----------------------------------------------------------------------|---------------------------------------------------|
|  | Document Appendix C for the BlackBerry® Smartphone Model RDU71CW/RDV71UW SAR Report | | | Page 3(87) |
| | Author Data Andrew Becker | Dates of Test Feb 7 – May 25, 2011 | Test Report No RTS-3933-1105-11B RTS-2580-1106-09 | FCC ID: L6ARDU70CW L6ARDV70UW |

Info: Interpolated medium parameters used for SAR evaluation.

Maximum value of SAR (measured) = 0.466 mW/g



0 dB = 0.470mW/g

| | | | | |
|-----------------------------------------------------------------------------------|---------------------------------------------------------------------------------------------------------|----------------------------------------------|-----------------------------------------------------------------------|---------------------------------------------------|
|  | Document Appendix C for the BlackBerry® Smartphone Model RDU71CW/RDV71UW SAR Report | | | Page 4(87) |
| | Author Data Andrew Becker | Dates of Test Feb 7 – May 25, 2011 | Test Report No RTS-3933-1105-11B RTS-2580-1106-09 | FCC ID: L6ARDU70CW L6ARDV70UW |

Date/Time: 3/7/2011 10:08:13 PM, Date/Time: 3/7/2011 10:14:38 PM

Test Laboratory: RIM Testing Services

15mm_Spacer_Front_GPRS850_mid_chan_amb_temp_23.7C_liq_temp _22.1C

DUT: BlackBerry Smartphone; Type: Sample ; Serial: 32D4BD0D

Communication System: GPRS 850; Communication System Band: Exported from older format (data unavailable - please correct).; Frequency: 836.8 MHz; Communication System PAR: 3.18 dB

Medium parameters used (interpolated): $f = 836.8 \text{ MHz}$; $\sigma = 1.016 \text{ mho/m}$; $\epsilon_r = 52.419$; $\rho = 1000 \text{ kg/m}^3$

Phantom section: Flat Section

Measurement Standard: DASYS (IEEE/IEC/ANSI C63.19-2007)

DASY5 Configuration:

- Probe: ES3DV3 - SN3225; ConvF(6.12, 6.12, 6.12); Calibrated: 1/13/2011
 - Modulation Compensation: **Not calibrated**
- Sensor-Surface: 4mm (Mechanical Surface Detection)
- Electronics: DAE4 Sn881; Calibrated: 4/19/2010
- Phantom: SAM 2; Type: SAM 4.0; Serial: 1080
- Measurement SW: DASY52, Version 52.6 (2); SEMCAD X Version 14.4.4 (2829)

Configuration/Body/Area Scan (51x91x1): Measurement grid: dx=15mm, dy=15mm

[Info: Interpolated medium parameters used for SAR evaluation.](#)


Maximum value of SAR (interpolated) = 0.334 mW/g

Configuration/Body/Zoom Scan (5x5x7) (6x7x7)/Cube 0: Measurement grid: dx=7.5mm, dy=7.5mm, dz=5mm


Reference Value = 14.871 V/m; Power Drift = -0.02 dB

Peak SAR (extrapolated) = 0.585 W/kg


SAR(1 g) = 0.373 mW/g; SAR(10 g) = 0.253 mW/g

| | | | | |
|-----------------------------------------------------------------------------------|---------------------------------------------------------------------------------------------------------|----------------------------------------------|-----------------------------------------------------------------------|---------------------------------------------------|
|  | Document Appendix C for the BlackBerry® Smartphone Model RDU71CW/RDV71UW SAR Report | | | Page 5(87) |
| | Author Data Andrew Becker | Dates of Test Feb 7 – May 25, 2011 | Test Report No RTS-3933-1105-11B RTS-2580-1106-09 | FCC ID: L6ARDU70CW L6ARDV70UW |

Info: Interpolated medium parameters used for SAR evaluation.
Maximum value of SAR (measured) = 0.333 mW/g



0 dB = 0.330mW/g

| | | | | |
|-----------------------------------------------------------------------------------|---------------------------------------------------------------------------------------------------------|----------------------------------------------|-----------------------------------------------------------------------|---------------------------------------------------|
|  | Document Appendix C for the BlackBerry® Smartphone Model RDU71CW/RDV71UW SAR Report | | | Page 6(87) |
| | Author Data Andrew Becker | Dates of Test Feb 7 – May 25, 2011 | Test Report No RTS-3933-1105-11B RTS-2580-1106-09 | FCC ID: L6ARDU70CW L6ARDV70UW |

Date/Time: 3/7/2011 9:54:20 PM, Date/Time: 3/7/2011 10:00:12 PM

Test Laboratory: RIM Testing Services

Vertical_Holster_Back_GPRS850_mid_chan_amb_temp_23.7C_liq_tem p_22.1C

DUT: BlackBerry Smartphone; Type: Sample ; Serial: 32D4BD0D

Communication System: GPRS 850; Communication System Band: Exported from older format (data unavailable - please correct).; Frequency: 836.8 MHz; Communication System PAR: 3.18 dB

Medium parameters used (interpolated): $f = 836.8 \text{ MHz}$; $\sigma = 1.016 \text{ mho/m}$; $\epsilon_r = 52.419$; $\rho = 1000 \text{ kg/m}^3$

Phantom section: Flat Section

Measurement Standard: DASYS (IEEE/IEC/ANSI C63.19-2007)

DASY5 Configuration:

- Probe: ES3DV3 - SN3225; ConvF(6.12, 6.12, 6.12); Calibrated: 1/13/2011
 - Modulation Compensation: **Not calibrated**
- Sensor-Surface: 4mm (Mechanical Surface Detection)
- Electronics: DAE4 Sn881; Calibrated: 4/19/2010
- Phantom: SAM 2; Type: SAM 4.0; Serial: 1080
- Measurement SW: DASYS2, Version 52.6 (2); SEMCAD X Version 14.4.4 (2829)

Configuration/Body/Area Scan (51x91x1): Measurement grid: $dx=15\text{mm}$, $dy=15\text{mm}$

[Info: Interpolated medium parameters used for SAR evaluation.](#)


Maximum value of SAR (interpolated) = 0.446 mW/g

Configuration/Body/Zoom Scan (5x5x7) (5x5x7)/Cube 0: Measurement grid: $dx=7.5\text{mm}$, $dy=7.5\text{mm}$, $dz=5\text{mm}$

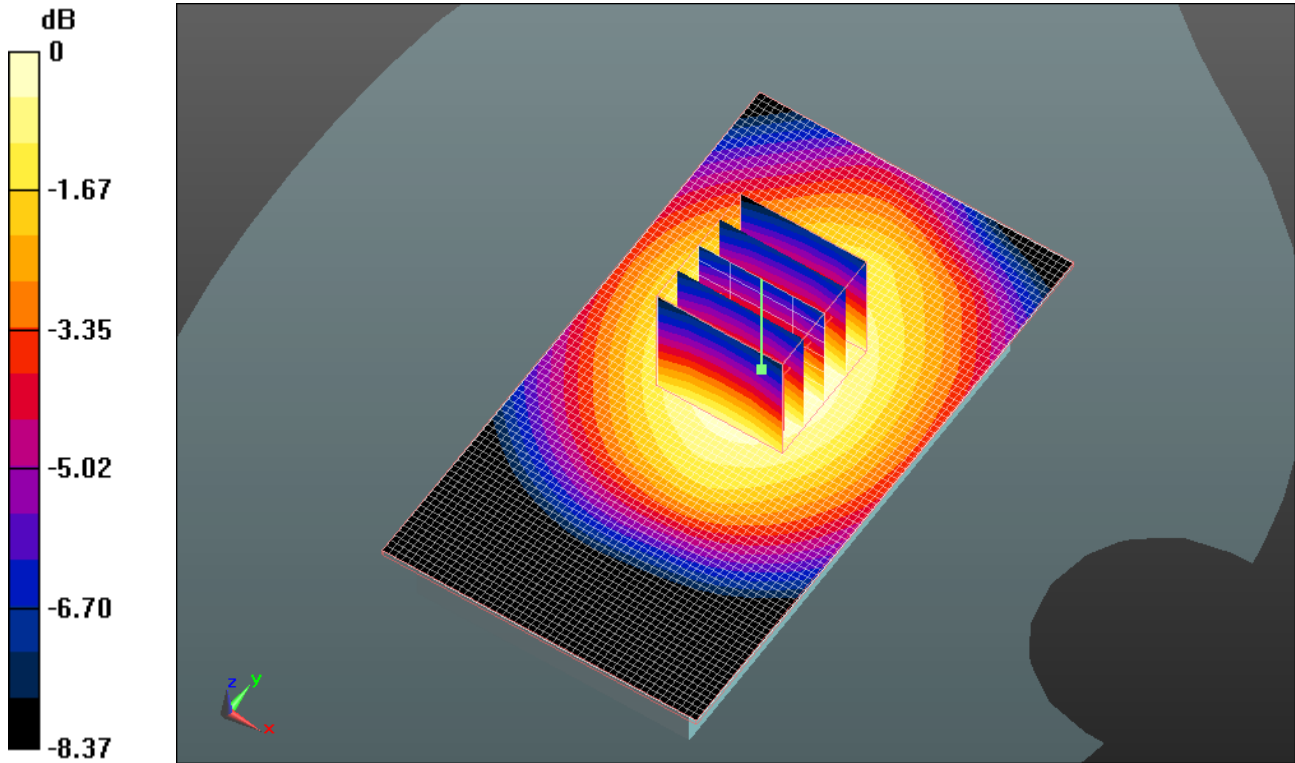
Reference Value = 20.210 V/m; Power Drift = 0.03 dB

Peak SAR (extrapolated) = 0.522 W/kg


SAR(1 g) = 0.411 mW/g; SAR(10 g) = 0.309 mW/g

| | | | | |
|-----------------------------------------------------------------------------------|---------------------------------------------------------------------------------------------------------|----------------------------------------------|-----------------------------------------------------------------------|---------------------------------------------------|
|  | Document Appendix C for the BlackBerry® Smartphone Model RDU71CW/RDV71UW SAR Report | | | Page 7(87) |
| | Author Data Andrew Becker | Dates of Test Feb 7 – May 25, 2011 | Test Report No RTS-3933-1105-11B RTS-2580-1106-09 | FCC ID: L6ARDU70CW L6ARDV70UW |

Info: Interpolated medium parameters used for SAR evaluation.
Maximum value of SAR (measured) = 0.429 mW/g



0 dB = 0.430mW/g

| | | | | |
|-----------------------------------------------------------------------------------|---------------------------------------------------------------------------------------------------------|----------------------------------------------|-----------------------------------------------------------------------|---------------------------------------------------|
|  | Document Appendix C for the BlackBerry® Smartphone Model RDU71CW/RDV71UW SAR Report | | | Page 8(87) |
| | Author Data Andrew Becker | Dates of Test Feb 7 – May 25, 2011 | Test Report No RTS-3933-1105-11B RTS-2580-1106-09 | FCC ID: L6ARDU70CW L6ARDV70UW |

Date/Time: 3/7/2011 10:27:01 PM, Date/Time: 3/7/2011 10:32:58 PM

Test Laboratory: RIM Testing Services

**15mm_Spacer_Back_HS#3_GPRS850_mid_chan_amb_temp_23.6C_liq
_temp_22.0C**

DUT: BlackBerry Smartphone; Type: Sample ; Serial: 32D4BD0D

Communication System: GPRS 850; Communication System Band: Exported from older format (data unavailable - please correct).; Frequency: 836.8 MHz; Communication System PAR: 3.18 dB

Medium parameters used (interpolated): $f = 836.8$ MHz; $\sigma = 1.016$ mho/m; $\epsilon_r = 52.419$; $\rho = 1000$ kg/m³

Phantom section: Flat Section

Measurement Standard: DASYS5 (IEEE/IEC/ANSI C63.19-2007)

DASY5 Configuration:

- Probe: ES3DV3 - SN3225; ConvF(6.12, 6.12, 6.12); Calibrated: 1/13/2011
 - Modulation Compensation: **Not calibrated**
- Sensor-Surface: 4mm (Mechanical Surface Detection)
- Electronics: DAE4 Sn881; Calibrated: 4/19/2010
- Phantom: SAM 2; Type: SAM 4.0; Serial: 1080
- Measurement SW: DASYS2, Version 52.6 (2); SEMCAD X Version 14.4.4 (2829)

Configuration/Body/Area Scan (51x91x1): Measurement grid: dx=15mm, dy=15mm

[Info: Interpolated medium parameters used for SAR evaluation.](#)


Maximum value of SAR (interpolated) = 0.424 mW/g

Configuration/Body/Zoom Scan (5x5x7) (6x6x7)/Cube 0: Measurement grid: dx=7.5mm, dy=7.5mm, dz=5mm

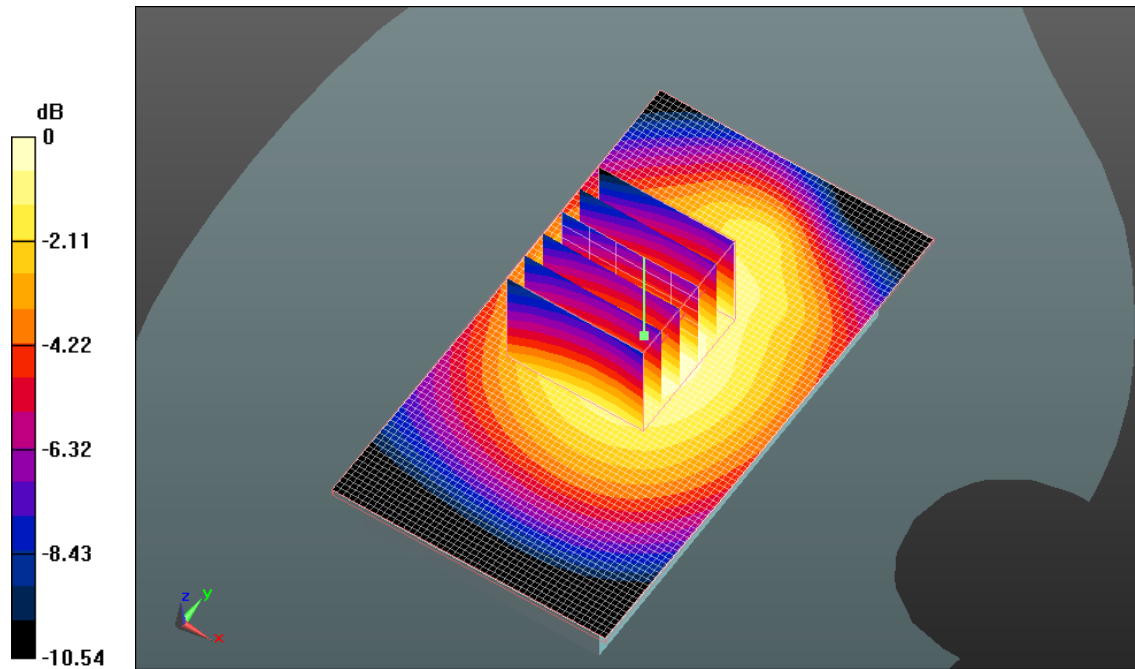
Reference Value = 20.464 V/m; Power Drift = -0.12 dB

Peak SAR (extrapolated) = 0.524 W/kg


SAR(1 g) = 0.404 mW/g; SAR(10 g) = 0.299 mW/g

| | | | | |
|-----------------------------------------------------------------------------------|---------------------------------------------------------------------------------------------------------|----------------------------------------------|-----------------------------------------------------------------------|---------------------------------------------------|
|  | Document Appendix C for the BlackBerry® Smartphone Model RDU71CW/RDV71UW SAR Report | | | Page 9(87) |
| | Author Data Andrew Becker | Dates of Test Feb 7 – May 25, 2011 | Test Report No RTS-3933-1105-11B RTS-2580-1106-09 | FCC ID: L6ARDU70CW L6ARDV70UW |

Info: Interpolated medium parameters used for SAR evaluation.
Maximum value of SAR (measured) = 0.426 mW/g



0 dB = 0.430mW/g

| | | | | |
|-----------------------------------------------------------------------------------|---------------------------------------------------------------------------------------------------------|----------------------------------------------|-----------------------------------------------------------------------|---------------------------------------------------|
|  | Document Appendix C for the BlackBerry® Smartphone Model RDU71CW/RDV71UW SAR Report | | | Page 10(87) |
| | Author Data Andrew Becker | Dates of Test Feb 7 – May 25, 2011 | Test Report No RTS-3933-1105-11B RTS-2580-1106-09 | FCC ID: L6ARDU70CW L6ARDV70UW |

Date/Time: 3/7/2011 10:44:10 PM, Date/Time: 3/7/2011 10:56:33 PM

Test Laboratory: RIM Testing Services

15mm_Spacer_Back_GPRS850_3_Slots_mid_chan_amb_temp_23.5C_1
iq_temp_21.9C

DUT: BlackBerry Smartphone; Type: Sample ; Serial: 32D4BD0D

Communication System: GPRS 850 (3 slots); Communication System Band: Exported from older format (data unavailable - please correct).; Frequency: 836.8 MHz; Communication System PAR: 3.18 dB
Medium parameters used (interpolated): $f = 836.8$ MHz; $\sigma = 1.016$ mho/m; $\epsilon_r = 52.419$; $\rho = 1000$ kg/m³
Phantom section: Flat Section
Measurement Standard: DASY5 (IEEE/IEC/ANSI C63.19-2007)

DASY5 Configuration:

- Probe: ES3DV3 - SN3225; ConvF(6.12, 6.12, 6.12); Calibrated: 1/13/2011
 - Modulation Compensation: **Not calibrated**
- Sensor-Surface: 4mm (Mechanical Surface Detection)
- Electronics: DAE4 Sn881; Calibrated: 4/19/2010
- Phantom: SAM 2; Type: SAM 4.0; Serial: 1080
- Measurement SW: DASY52, Version 52.6 (2); SEMCAD X Version 14.4.4 (2829)

Configuration/Body/Area Scan (51x91x1): Measurement grid: dx=15mm, dy=15mm

[Info: Interpolated medium parameters used for SAR evaluation.](#)

Maximum value of SAR (interpolated) = 0.575 mW/g


Configuration/Body/Zoom Scan (5x5x7) (6x6x7)/Cube 0: Measurement grid:

dx=7.5mm, dy=7.5mm, dz=5mm

Reference Value = 24.855 V/m; Power Drift = -0.04 dB

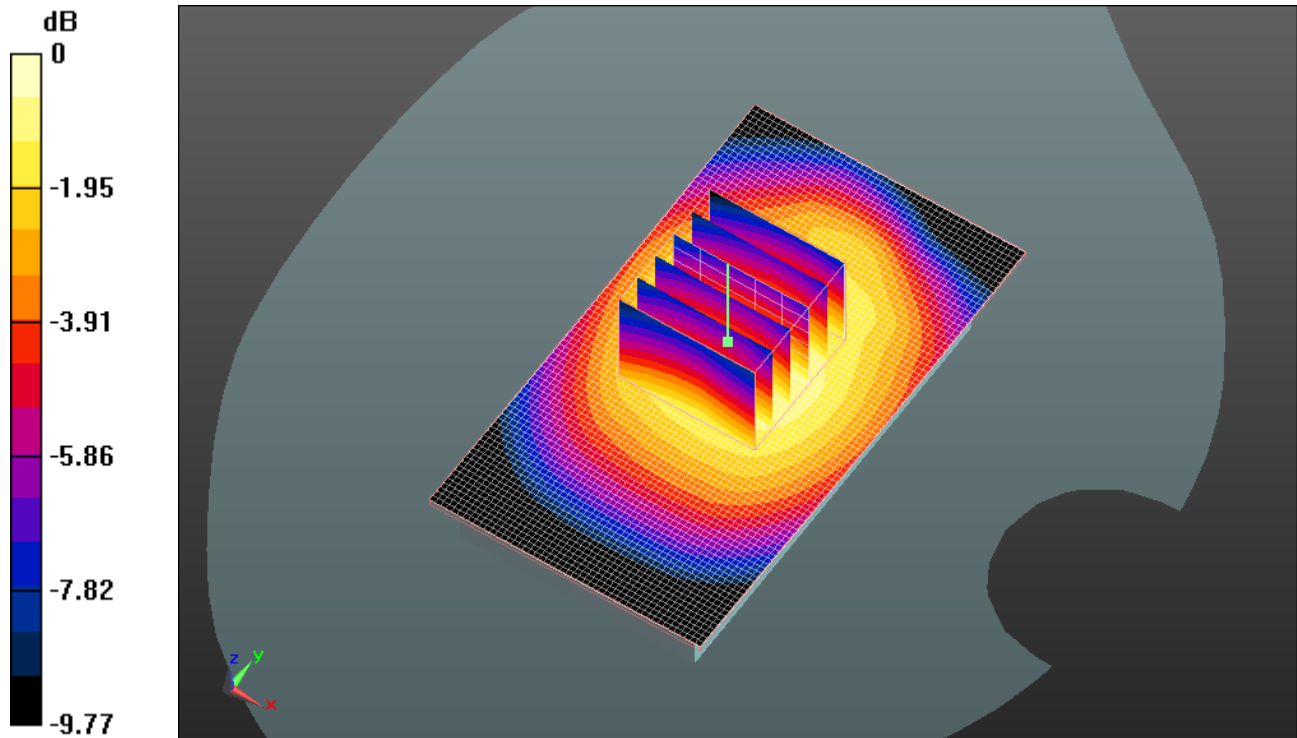
Peak SAR (extrapolated) = 0.790 W/kg

SAR(1 g) = 0.600 mW/g; SAR(10 g) = 0.447 mW/g


| | | | | |
|-----------------------------------------------------------------------------------|---------------------------------------------------------------------------------------------------------|----------------------------------------------|-----------------------------------------------------------------------|---------------------------------------------------|
|  | Document Appendix C for the BlackBerry® Smartphone Model RDU71CW/RDV71UW SAR Report | | | Page 11(87) |
| | Author Data Andrew Becker | Dates of Test Feb 7 – May 25, 2011 | Test Report No RTS-3933-1105-11B RTS-2580-1106-09 | FCC ID: L6ARDU70CW L6ARDV70UW |

Info: Interpolated medium parameters used for SAR evaluation.

Maximum value of SAR (measured) = 0.628 mW/g



0 dB = 0.630mW/g

| | | | | |
|-----------------------------------------------------------------------------------|------------------------------------------------------------------------------------------------------------|----------------------------------------------|--------------------------------------------------------------------------|------------------------------------------------------|
|  | Document Appendix C for the BlackBerry® Smartphone Model RDU71CW/RDV71UW SAR Report | | | Page 12(87) |
| | Author Data Andrew Becker | Dates of Test Feb 7 – May 25, 2011 | Test Report No RTS-3933-1105-11B RTS-2580-1106-09 | FCC ID: L6ARDU70CW L6ARDV70UW |

Date/Time: 3/7/2011 11:07:05 PM, Date/Time: 3/7/2011 11:13:02 PM

Test Laboratory: RIM Testing Services

**15mm_Spacer_Back_GPRS850_4_Slots_mid_chan_amb_temp_23.5C_1
iq_temp_21.9C**

DUT: BlackBerry Smartphone; Type: Sample ; Serial: 32D4BD0D

Communication System: GPRS 850 (4 slots); Communication System Band: Exported from older format (data unavailable - please correct).; Frequency: 836.8 MHz; Communication System PAR: 3.18 dB
Medium parameters used (interpolated): $f = 836.8$ MHz; $\sigma = 1.016$ mho/m; $\epsilon_r = 52.419$; $\rho = 1000$ kg/m³
Phantom section: Flat Section
Measurement Standard: DASYS (IEEE/IEC/ANSI C63.19-2007)

DASY5 Configuration:

- Probe: ES3DV3 - SN3225; ConvF(6.12, 6.12, 6.12); Calibrated: 1/13/2011
 - Modulation Compensation: **Not calibrated**
- Sensor-Surface: 4mm (Mechanical Surface Detection)
- Electronics: DAE4 Sn881; Calibrated: 4/19/2010
- Phantom: SAM 2; Type: SAM 4.0; Serial: 1080
- Measurement SW: DASY52, Version 52.6 (2); SEMCAD X Version 14.4.4 (2829)

Configuration/Body/Area Scan (51x91x1): Measurement grid: dx=15mm, dy=15mm

[Info: Interpolated medium parameters used for SAR evaluation.](#)

Maximum value of SAR (interpolated) = 0.455 mW/g


Configuration/Body/Zoom Scan (5x5x7) (7x6x7)/Cube 0: Measurement grid:

dx=7.5mm, dy=7.5mm, dz=5mm

Reference Value = 21.442 V/m; Power Drift = 0.32 dB

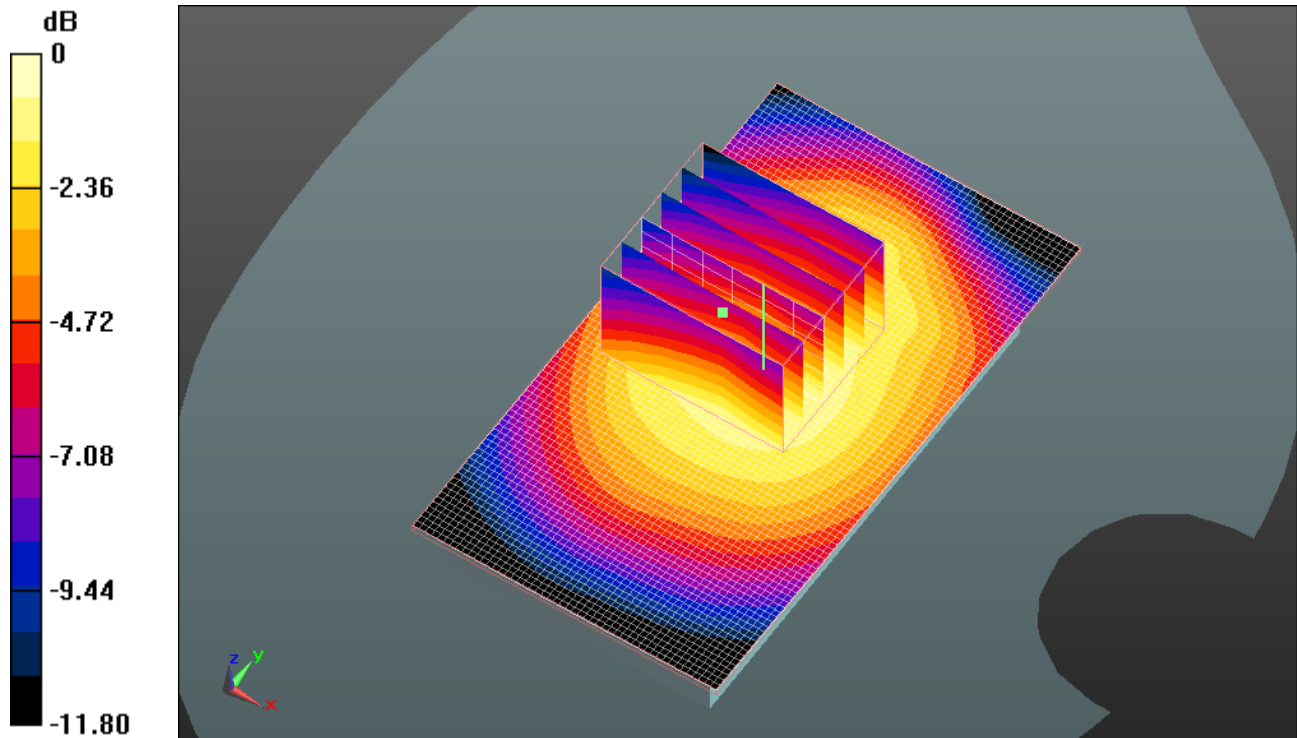
Peak SAR (extrapolated) = 0.610 W/kg

SAR(1 g) = 0.469 mW/g; SAR(10 g) = 0.341 mW/g


| | | | | |
|-----------------------------------------------------------------------------------|---------------------------------------------------------------------------------------------------------|----------------------------------------------|-----------------------------------------------------------------------|---------------------------------------------------|
|  | Document Appendix C for the BlackBerry® Smartphone Model RDU71CW/RDV71UW SAR Report | | | Page 13(87) |
| | Author Data Andrew Becker | Dates of Test Feb 7 – May 25, 2011 | Test Report No RTS-3933-1105-11B RTS-2580-1106-09 | FCC ID: L6ARDU70CW L6ARDV70UW |

Info: Interpolated medium parameters used for SAR evaluation.

Maximum value of SAR (measured) = 0.505 mW/g



0 dB = 0.500mW/g

| | | | | |
|-----------------------------------------------------------------------------------|---------------------------------------------------------------------------------------------------------|----------------------------------------------|-----------------------------------------------------------------------|---------------------------------------------------|
|  | Document Appendix C for the BlackBerry® Smartphone Model RDU71CW/RDV71UW SAR Report | | | Page 14(87) |
| | Author Data Andrew Becker | Dates of Test Feb 7 – May 25, 2011 | Test Report No RTS-3933-1105-11B RTS-2580-1106-09 | FCC ID: L6ARDU70CW L6ARDV70UW |

Date/Time: 4/21/2011 10:53:53 AM, Date/Time: 4/21/2011 11:01:03 AM

Test Laboratory: RIM Testing Services

15mm_Spacer_Back_GPRS850_mid_chan_amb_temp_23.4_liq_temp_2 2.3C

DUT: BlackBerry Smartphone; Type: Sample ; Serial: 32E46EDD

Communication System: GPRS 850 (3 slots); Communication System Band: Exported from older format (data unavailable - please correct).; Frequency: 836.8 MHz; Communication System PAR: 4.472 dB
Medium parameters used (interpolated): $f = 836.8$ MHz; $\sigma = 0.976$ mho/m; $\epsilon_r = 53.625$; $\rho = 1000$ kg/m³
Phantom section: Flat Section
Measurement Standard: DASYS (IEEE/IEC/ANSI C63.19-2007)

DASY5 Configuration:

- Probe: ES3DV3 - SN3225; ConvF(6.3, 6.3, 6.3); Calibrated: 1/13/2011
 - Modulation Compensation: **Not calibrated**
- Sensor-Surface: 4mm (Mechanical Surface Detection)
- Electronics: DAE3 Sn473; Calibrated: 1/21/2011
- Phantom: SAM 2; Type: SAM 4.0; Serial: 1080
- Measurement SW: DASY52, Version 52.6 (2); SEMCAD X Version 14.4.4 (2829)

Configuration/Touch position -/Area Scan (61x91x1): Measurement grid: dx=15mm, dy=15mm

[Info: Interpolated medium parameters used for SAR evaluation.](#)

Maximum value of SAR (interpolated) = 0.467 mW/g


Configuration/Touch position -/Zoom Scan (5x5x7) (5x5x7)/Cube 0:

Measurement grid: dx=7.5mm, dy=7.5mm, dz=5mm

Reference Value = 23.360 V/m; Power Drift = -0.50 dB

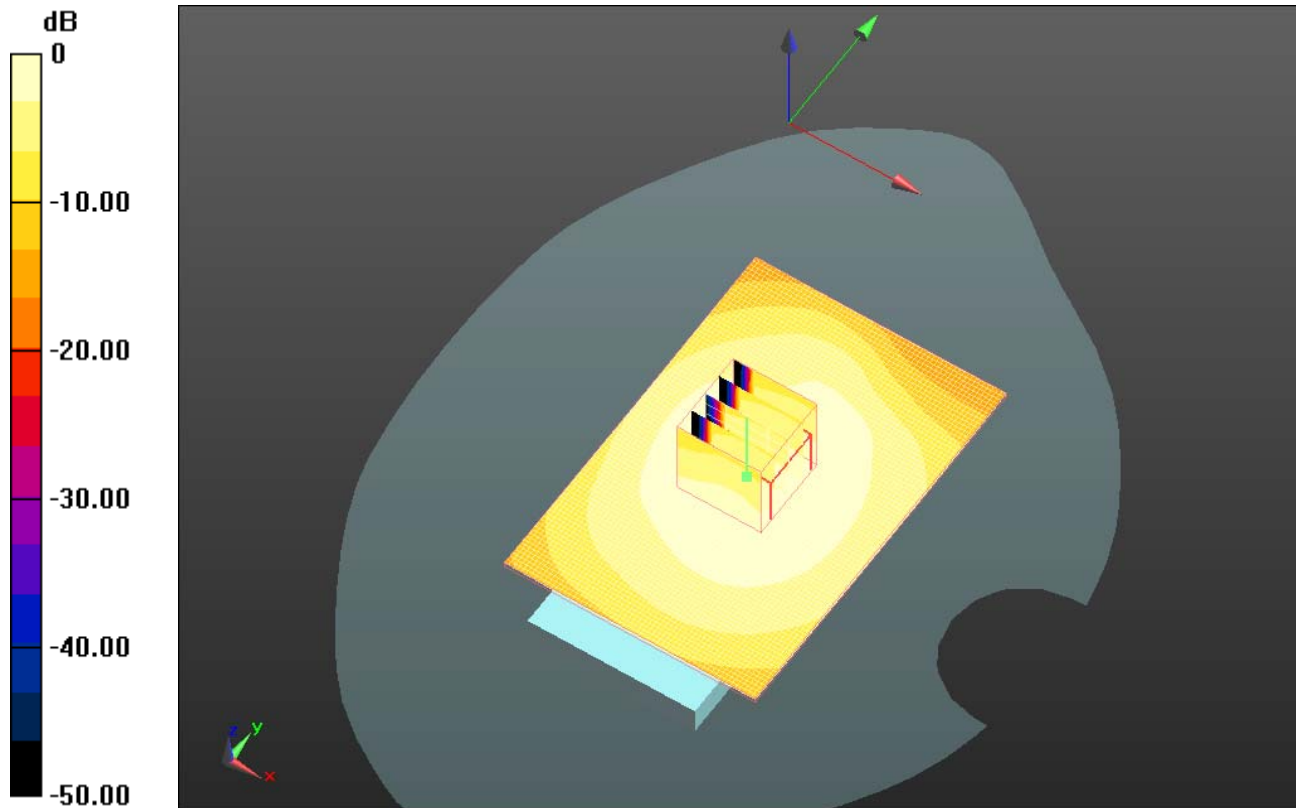
Peak SAR (extrapolated) = 1.278 W/kg

SAR(1 g) = 0.657 mW/g; SAR(10 g) = 0.411 mW/g


| | | | | |
|-----------------------------------------------------------------------------------|---------------------------------------------------------------------------------------------------------|----------------------------------------------|-----------------------------------------------------------------------|---------------------------------------------------|
|  | Document Appendix C for the BlackBerry® Smartphone Model RDU71CW/RDV71UW SAR Report | | | Page 15(87) |
| | Author Data Andrew Becker | Dates of Test Feb 7 – May 25, 2011 | Test Report No RTS-3933-1105-11B RTS-2580-1106-09 | FCC ID: L6ARDU70CW L6ARDV70UW |

Info: Interpolated medium parameters used for SAR evaluation.

Maximum value of SAR (measured) = 0.533 mW/g



0 dB = 0.530mW/g

| | | | | |
|-----------------------------------------------------------------------------------|---------------------------------------------------------------------------------------------------------|----------------------------------------------|-----------------------------------------------------------------------|---------------------------------------------------|
|  | Document Appendix C for the BlackBerry® Smartphone Model RDU71CW/RDV71UW SAR Report | | | Page 16(87) |
| | Author Data Andrew Becker | Dates of Test Feb 7 – May 25, 2011 | Test Report No RTS-3933-1105-11B RTS-2580-1106-09 | FCC ID: L6ARDU70CW L6ARDV70UW |

Date/Time: 3/7/2011 11:34:42 PM, Date/Time: 3/7/2011 11:40:38 PM

Test Laboratory: RIM Testing Services

15mm_Spacer_Back_CDMA800_mid_chan_amb_temp_23.5C_liq_temp _22.0C

DUT: BlackBerry Smartphone; Type: Sample ; Serial: 32D4BD0D

Communication System: CDMA 800; Communication System Band: Exported from older format (data unavailable - please correct).; Frequency: 836.52

MHz; Communication System PAR: 0 dB

Medium parameters used (interpolated): $f = 836.52$ MHz; $\sigma = 1.016$ mho/m; $\epsilon_r = 52.424$;
 $\rho = 1000$ kg/m³

Phantom section: Flat Section

Measurement Standard: DASYS (IEEE/IEC/ANSI C63.19-2007)

DASY5 Configuration:

- Probe: ES3DV3 - SN3225; ConvF(6.12, 6.12, 6.12); Calibrated: 1/13/2011
 - Modulation Compensation: **Not calibrated**
- Sensor-Surface: 4mm (Mechanical Surface Detection)
- Electronics: DAE4 Sn881; Calibrated: 4/19/2010
- Phantom: SAM 2; Type: SAM 4.0; Serial: 1080
- Measurement SW: DASY52, Version 52.6 (2); SEMCAD X Version 14.4.4 (2829)

Configuration/Body/Area Scan (51x91x1): Measurement grid: dx=15mm, dy=15mm

[Info: Interpolated medium parameters used for SAR evaluation.](#)


Maximum value of SAR (interpolated) = 0.823 mW/g

Configuration/Body/Zoom Scan (5x5x7) (6x6x7)/Cube 0: Measurement grid: dx=7.5mm, dy=7.5mm, dz=5mm

Reference Value = 28.348 V/m; Power Drift = -0.06 dB

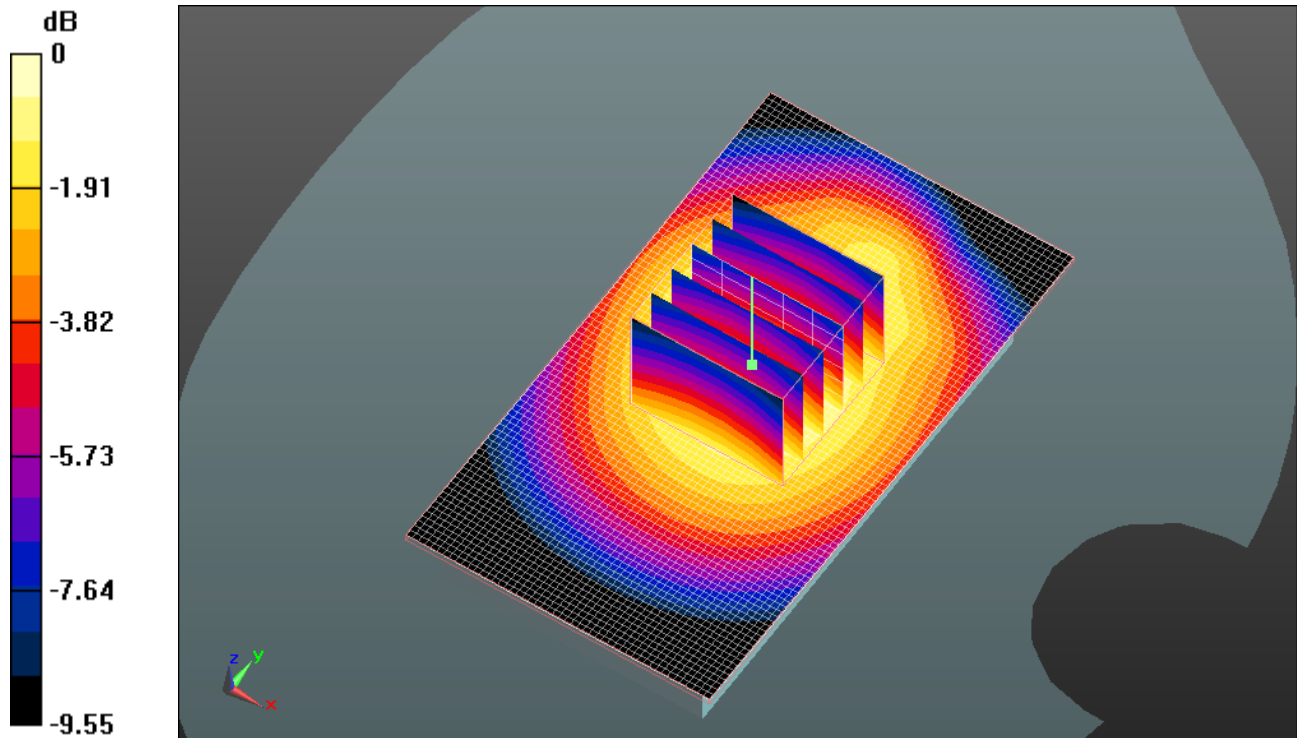
Peak SAR (extrapolated) = 1.042 W/kg

SAR(1 g) = 0.777 mW/g; SAR(10 g) = 0.566 mW/g


| | | | | |
|-----------------------------------------------------------------------------------|---------------------------------------------------------------------------------------------------------|----------------------------------------------|-----------------------------------------------------------------------|---------------------------------------------------|
|  | Document Appendix C for the BlackBerry® Smartphone Model RDU71CW/RDV71UW SAR Report | | | Page 17(87) |
| | Author Data Andrew Becker | Dates of Test Feb 7 – May 25, 2011 | Test Report No RTS-3933-1105-11B RTS-2580-1106-09 | FCC ID: L6ARDU70CW L6ARDV70UW |

Info: Interpolated medium parameters used for SAR evaluation.

Maximum value of SAR (measured) = 0.825 mW/g



0 dB = 0.820mW/g

| | | | | |
|-----------------------------------------------------------------------------------|---------------------------------------------------------------------------------------------------------|----------------------------------------------|-----------------------------------------------------------------------|---------------------------------------------------|
|  | Document Appendix C for the BlackBerry® Smartphone Model RDU71CW/RDV71UW SAR Report | | | Page 18(87) |
| | Author Data Andrew Becker | Dates of Test Feb 7 – May 25, 2011 | Test Report No RTS-3933-1105-11B RTS-2580-1106-09 | FCC ID: L6ARDU70CW L6ARDV70UW |

Date/Time: 3/7/2011 11:55:55 PM, Date/Time: 3/8/2011 12:05:21 AM

Test Laboratory: RIM Testing Services

15mm_Spacer_Front_CDMA800_mid_chan_amb_temp_23.4C_liq_temp _21.9C

DUT: BlackBerry Smartphone; Type: Sample ; Serial: 32D4BD0D

Communication System: CDMA 800; Communication System Band: Exported from older format (data unavailable - please correct).; Frequency: 836.52

MHz; Communication System PAR: 0 dB

Medium parameters used (interpolated): $f = 836.52$ MHz; $\sigma = 1.016$ mho/m; $\epsilon_r = 52.424$; $\rho = 1000$ kg/m³

Phantom section: Flat Section

Measurement Standard: DASYS (IEEE/IEC/ANSI C63.19-2007)

DASY5 Configuration:

- Probe: ES3DV3 - SN3225; ConvF(6.12, 6.12, 6.12); Calibrated: 1/13/2011
 - Modulation Compensation: **Not calibrated**
- Sensor-Surface: 4mm (Mechanical Surface Detection)
- Electronics: DAE4 Sn881; Calibrated: 4/19/2010
- Phantom: SAM 2; Type: SAM 4.0; Serial: 1080
- Measurement SW: DASY52, Version 52.6 (2); SEMCAD X Version 14.4.4 (2829)

Configuration/Body/Area Scan (51x91x1): Measurement grid: dx=15mm, dy=15mm

[Info: Interpolated medium parameters used for SAR evaluation.](#)


Maximum value of SAR (interpolated) = 0.452 mW/g

Configuration/Body/Zoom Scan (5x5x7) (6x6x7)/Cube 0: Measurement grid: dx=7.5mm, dy=7.5mm, dz=5mm


Reference Value = 19.359 V/m; Power Drift = 0.24 dB

Peak SAR (extrapolated) = 0.608 W/kg


SAR(1 g) = 0.448 mW/g; SAR(10 g) = 0.333 mW/g

| | | | | |
|-----------------------------------------------------------------------------------|---------------------------------------------------------------------------------------------------------|----------------------------------------------|-----------------------------------------------------------------------|---------------------------------------------------|
|  | Document Appendix C for the BlackBerry® Smartphone Model RDU71CW/RDV71UW SAR Report | | | Page 19(87) |
| | Author Data Andrew Becker | Dates of Test Feb 7 – May 25, 2011 | Test Report No RTS-3933-1105-11B RTS-2580-1106-09 | FCC ID: L6ARDU70CW L6ARDV70UW |

Info: Interpolated medium parameters used for SAR evaluation.
Maximum value of SAR (measured) = 0.472 mW/g



0 dB = 0.470mW/g

| | | | | |
|-----------------------------------------------------------------------------------|---------------------------------------------------------------------------------------------------------|----------------------------------------------|-----------------------------------------------------------------------|---------------------------------------------------|
|  | Document Appendix C for the BlackBerry® Smartphone Model RDU71CW/RDV71UW SAR Report | | | Page 20(87) |
| | Author Data Andrew Becker | Dates of Test Feb 7 – May 25, 2011 | Test Report No RTS-3933-1105-11B RTS-2580-1106-09 | FCC ID: L6ARDU70CW L6ARDV70UW |

Date/Time: 3/8/2011 12:15:54 AM, Date/Time: 3/8/2011 12:21:51 AM

Test Laboratory: RIM Testing Services

**15mm_Spacer_Back_HS#3_CDMA800_mid_chan_amb_temp_23.4C_liq
_temp_21.9C**

DUT: BlackBerry Smartphone; Type: Sample ; Serial: 32D4BD0D

Communication System: CDMA 800; Communication System Band: Exported from older format (data unavailable - please correct).; Frequency: 836.52

MHz; Communication System PAR: 0 dB

Medium parameters used (interpolated): $f = 836.52$ MHz; $\sigma = 1.016$ mho/m; $\epsilon_r = 52.424$; $\rho = 1000$ kg/m³

Phantom section: Flat Section

Measurement Standard: DASYS (IEEE/IEC/ANSI C63.19-2007)

DASY5 Configuration:

- Probe: ES3DV3 - SN3225; ConvF(6.12, 6.12, 6.12); Calibrated: 1/13/2011
 - Modulation Compensation: **Not calibrated**
- Sensor-Surface: 4mm (Mechanical Surface Detection)
- Electronics: DAE4 Sn881; Calibrated: 4/19/2010
- Phantom: SAM 2; Type: SAM 4.0; Serial: 1080
- Measurement SW: DASY52, Version 52.6 (2); SEMCAD X Version 14.4.4 (2829)

Configuration/Body/Area Scan (51x91x1): Measurement grid: dx=15mm, dy=15mm

[Info: Interpolated medium parameters used for SAR evaluation.](#)


Maximum value of SAR (interpolated) = 0.829 mW/g

Configuration/Body/Zoom Scan (5x5x7) (6x6x7)/Cube 0: Measurement grid: dx=7.5mm, dy=7.5mm, dz=5mm


Reference Value = 28.020 V/m; Power Drift = -0.08 dB

Peak SAR (extrapolated) = 1.051 W/kg


SAR(1 g) = 0.783 mW/g; SAR(10 g) = 0.570 mW/g

| | | | | |
|-----------------------------------------------------------------------------------|---------------------------------------------------------------------------------------------------------|----------------------------------------------|-----------------------------------------------------------------------|---------------------------------------------------|
|  | Document Appendix C for the BlackBerry® Smartphone Model RDU71CW/RDV71UW SAR Report | | | Page 21(87) |
| | Author Data Andrew Becker | Dates of Test Feb 7 – May 25, 2011 | Test Report No RTS-3933-1105-11B RTS-2580-1106-09 | FCC ID: L6ARDU70CW L6ARDV70UW |

Info: Interpolated medium parameters used for SAR evaluation.
Maximum value of SAR (measured) = 0.824 mW/g



0 dB = 0.820mW/g

| | | | | |
|-----------------------------------------------------------------------------------|---------------------------------------------------------------------------------------------------------|----------------------------------------------|-----------------------------------------------------------------------|---------------------------------------------------|
|  | Document Appendix C for the BlackBerry® Smartphone Model RDU71CW/RDV71UW SAR Report | | | Page 22(87) |
| | Author Data Andrew Becker | Dates of Test Feb 7 – May 25, 2011 | Test Report No RTS-3933-1105-11B RTS-2580-1106-09 | FCC ID: L6ARDU70CW L6ARDV70UW |

Date/Time: 4/18/2011 4:01:08 PM, Date/Time: 4/18/2011 4:08:00 PM

Test Laboratory: RIM Testing Services

15mm_Spacer_Back_CDMA1900_mid_chan_amb_temp_23.1_liq_temp_22.4C

DUT: BlackBerry Smartphone; Type: Sample ; Serial: 32D4BD0D

Communication System: CDMA 1900; Communication System Band: Exported from older format (data unavailable - please correct).; Frequency: 1880 MHz; Communication System PAR: 0 dB

Medium parameters used: $f = 1880$ MHz; $\sigma = 1.517$ mho/m; $\epsilon_r = 51.198$; $\rho = 1000$ kg/m³

Phantom section: Flat Section

Measurement Standard: DASYS (IEEE/IEC/ANSI C63.19-2007)

DASY5 Configuration:

- Probe: ES3DV3 - SN3225; ConvF(4.88, 4.88, 4.88); Calibrated: 1/13/2011
 - Modulation Compensation: **Not calibrated**
- Sensor-Surface: 4mm (Mechanical Surface Detection)
- Electronics: DAE3 Sn473; Calibrated: 1/21/2011
- Phantom: SAM 2; Type: SAM 4.0; Serial: 1080
- Measurement SW: DASY52, Version 52.6 (2); SEMCAD X Version 14.4.4 (2829)

Configuration/Touch position -/Area Scan (61x91x1): Measurement grid:

dx=15mm, dy=15mm

Maximum value of SAR (interpolated) = 0.805 mW/g

Configuration/Touch position -/Zoom Scan (5x5x7) (5x5x7)/Cube 0:

Measurement grid: dx=7.5mm, dy=7.5mm, dz=5mm

Reference Value = 11.346 V/m; Power Drift = -0.10 dB

Peak SAR (extrapolated) = 1.170 W/kg

SAR(1 g) = 0.740 mW/g; SAR(10 g) = 0.438 mW/g

Maximum value of SAR (measured) = 0.792 mW/g

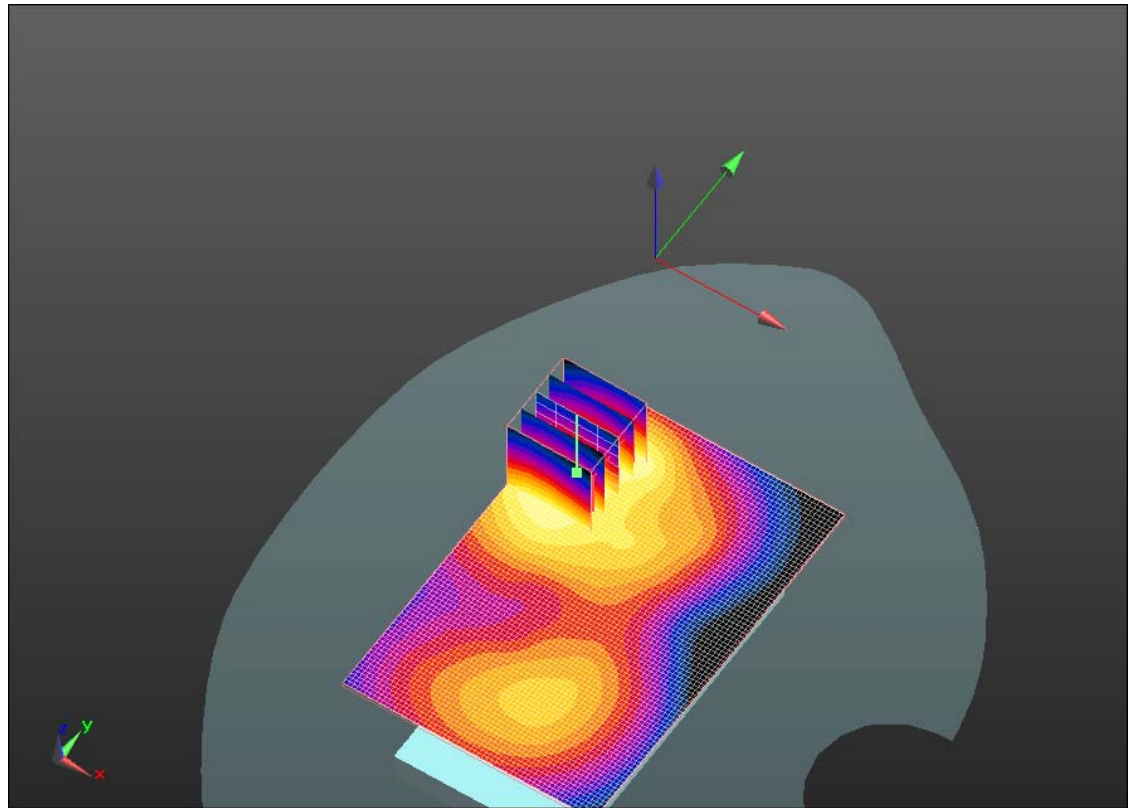
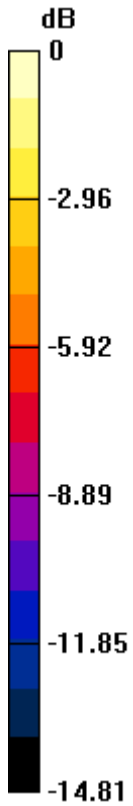
Author Data
Andrew Becker

Dates of Test
Feb 7 – May 25, 2011


Test Report No
RTS-3933-1105-11B
RTS-2580-1106-09

FCC ID:
L6ARDU70CW
L6ARDV70UW

IC ID
2503A-RDU70CW
2503A-RDV70UW



0 dB = 0.790mW/g

| | | | | |
|-----------------------------------------------------------------------------------|---------------------------------------------------------------------------------------------------------|----------------------------------------------|-----------------------------------------------------------------------|---------------------------------------------------|
|  | Document Appendix C for the BlackBerry® Smartphone Model RDU71CW/RDV71UW SAR Report | | | Page 24(87) |
| | Author Data Andrew Becker | Dates of Test Feb 7 – May 25, 2011 | Test Report No RTS-3933-1105-11B RTS-2580-1106-09 | FCC ID: L6ARDU70CW L6ARDV70UW |

Date/Time: 4/18/2011 4:21:48 PM, Date/Time: 4/18/2011 4:28:40 PM

Test Laboratory: RIM Testing Services

15mm_Spacer_Front_CDMA1900_mid_chan_amb_temp_23.2_liq_temp _22.3C

DUT: BlackBerry Smartphone; Type: Sample ; Serial: 32D4BD0D

Communication System: CDMA 1900; Communication System Band: Exported from older format (data unavailable - please correct).; Frequency: 1880 MHz; Communication System PAR: 0 dB

Medium parameters used: $f = 1880$ MHz; $\sigma = 1.517$ mho/m; $\epsilon_r = 51.198$; $\rho = 1000$ kg/m³

Phantom section: Flat Section

Measurement Standard: DASYS (IEEE/IEC/ANSI C63.19-2007)

DASY5 Configuration:

- Probe: ES3DV3 - SN3225; ConvF(4.88, 4.88, 4.88); Calibrated: 1/13/2011
 - Modulation Compensation: **Not calibrated**
- Sensor-Surface: 4mm (Mechanical Surface Detection)
- Electronics: DAE3 Sn473; Calibrated: 1/21/2011
- Phantom: SAM 2; Type: SAM 4.0; Serial: 1080
- Measurement SW: DASY52, Version 52.6 (2); SEMCAD X Version 14.4.4 (2829)

Configuration/Touch position -/Area Scan (61x91x1): Measurement grid:

dx=15mm, dy=15mm

Maximum value of SAR (interpolated) = 0.561 mW/g

Configuration/Touch position -/Zoom Scan (5x5x7) (5x5x7)/Cube 0:

Measurement grid: dx=7.5mm, dy=7.5mm, dz=5mm

Reference Value = 11.338 V/m; Power Drift = -0.01 dB

Peak SAR (extrapolated) = 0.780 W/kg

SAR(1 g) = 0.500 mW/g; SAR(10 g) = 0.305 mW/g

Maximum value of SAR (measured) = 0.543 mW/g

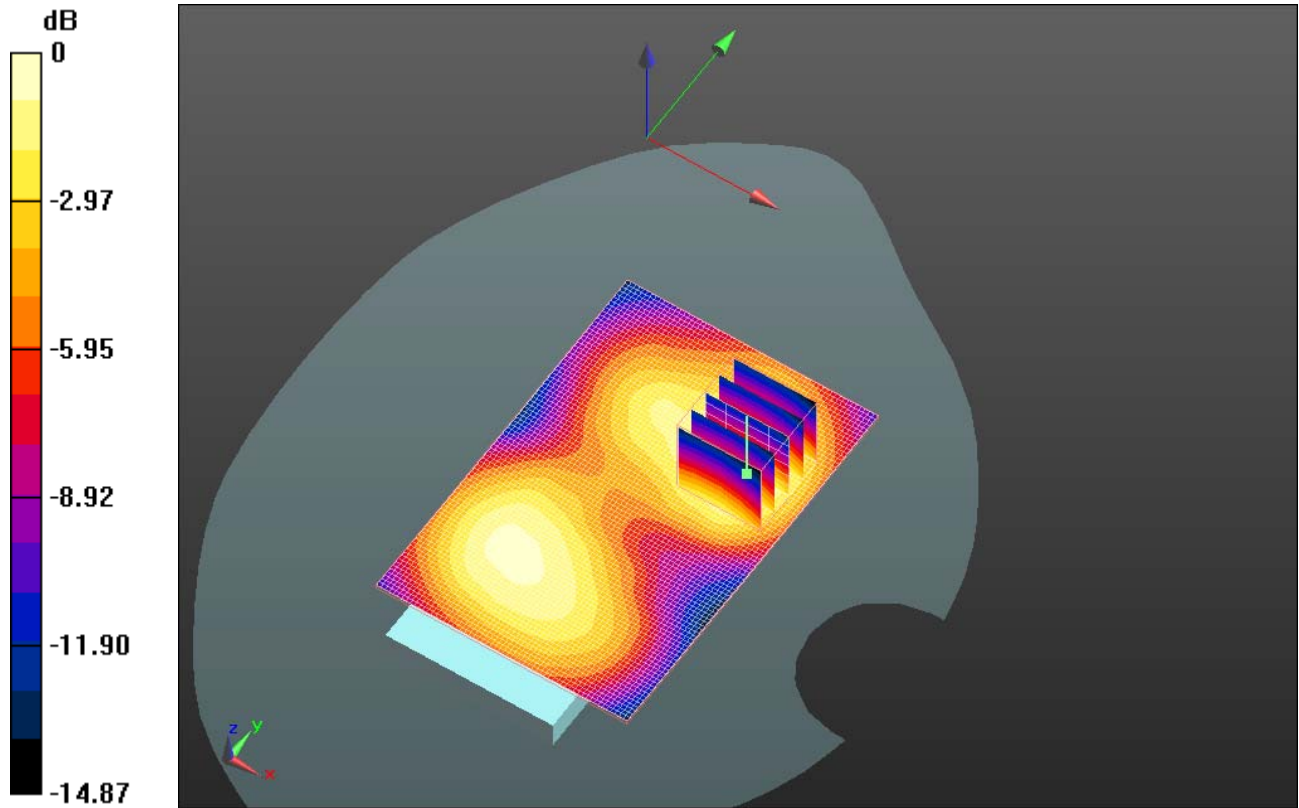
Author Data
Andrew Becker

Dates of Test
Feb 7 – May 25, 2011


Test Report No
RTS-3933-1105-11B
RTS-2580-1106-09

FCC ID:
L6ARDU70CW
L6ARDV70UW

IC ID
2503A-RDU70CW
2503A-RDV70UW



0 dB = 0.540mW/g

| | | | | |
|-----------------------------------------------------------------------------------|---------------------------------------------------------------------------------------------------------|----------------------------------------------|-----------------------------------------------------------------------|---------------------------------------------------|
|  | Document Appendix C for the BlackBerry® Smartphone Model RDU71CW/RDV71UW SAR Report | | | Page 26(87) |
| | Author Data Andrew Becker | Dates of Test Feb 7 – May 25, 2011 | Test Report No RTS-3933-1105-11B RTS-2580-1106-09 | FCC ID: L6ARDU70CW L6ARDV70UW |

Date/Time: 4/18/2011 4:51:45 PM, Date/Time: 4/18/2011 4:58:40 PM

Test Laboratory: RIM Testing Services

15mm_Spacer_Back_Headset_CDMA1900_mid_chan_amb_temp_23.1_liq_temp_22.2C

DUT: BlackBerry Smartphone; Type: Sample ; Serial: 32D4BD0D

Communication System: CDMA 1900; Communication System Band: Exported from older format (data unavailable - please correct).; Frequency: 1880 MHz; Communication System PAR: 0 dB

Medium parameters used: $f = 1880$ MHz; $\sigma = 1.517$ mho/m; $\epsilon_r = 51.198$; $\rho = 1000$ kg/m³

Phantom section: Flat Section

Measurement Standard: DASYS (IEEE/IEC/ANSI C63.19-2007)

DASY5 Configuration:

- Probe: ES3DV3 - SN3225; ConvF(4.88, 4.88, 4.88); Calibrated: 1/13/2011
 - Modulation Compensation: **Not calibrated**
- Sensor-Surface: 4mm (Mechanical Surface Detection)
- Electronics: DAE3 Sn473; Calibrated: 1/21/2011
- Phantom: SAM 2; Type: SAM 4.0; Serial: 1080
- Measurement SW: DASY52, Version 52.6 (2); SEMCAD X Version 14.4.4 (2829)

Configuration/Touch position -/Area Scan (61x91x1): Measurement grid:

dx=15mm, dy=15mm

Maximum value of SAR (interpolated) = 0.796 mW/g

Configuration/Touch position -/Zoom Scan (5x5x7) (5x5x7)/Cube 0:

Measurement grid: dx=7.5mm, dy=7.5mm, dz=5mm

Reference Value = 10.572 V/m; Power Drift = 0.02 dB

Peak SAR (extrapolated) = 1.130 W/kg

SAR(1 g) = 0.722 mW/g; SAR(10 g) = 0.427 mW/g

Maximum value of SAR (measured) = 0.798 mW/g

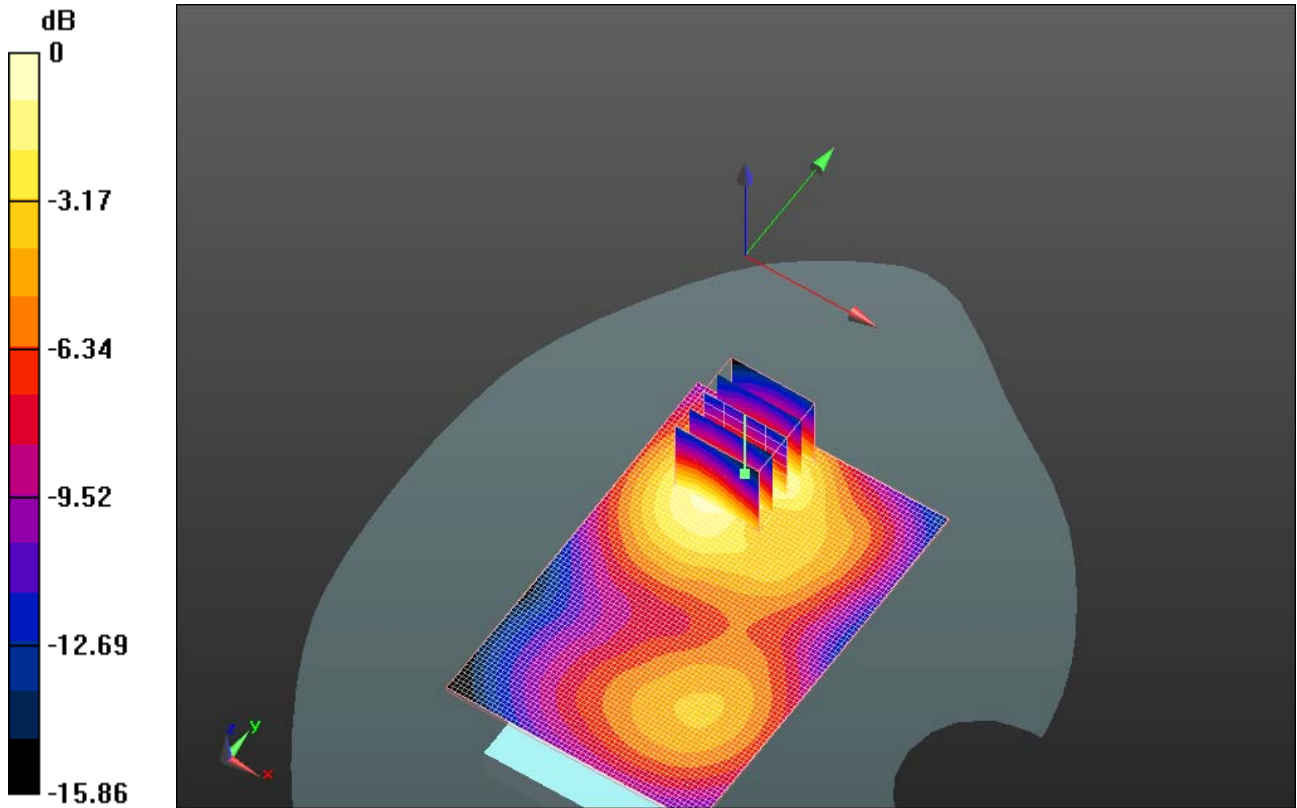
Author Data
Andrew Becker

Dates of Test
Feb 7 – May 25, 2011


Test Report No
RTS-3933-1105-11B
RTS-2580-1106-09

FCC ID:
L6ARDU70CW
L6ARDV70UW

IC ID
2503A-RDU70CW
2503A-RDV70UW



0 dB = 0.800mW/g

| | | | | |
|-----------------------------------------------------------------------------------|---------------------------------------------------------------------------------------------------------|----------------------------------------------|-----------------------------------------------------------------------|---------------------------------------------------|
|  | Document Appendix C for the BlackBerry® Smartphone Model RDU71CW/RDV71UW SAR Report | | | Page 28(87) |
| | Author Data Andrew Becker | Dates of Test Feb 7 – May 25, 2011 | Test Report No RTS-3933-1105-11B RTS-2580-1106-09 | FCC ID: L6ARDU70CW L6ARDV70UW |

Date/Time: 4/20/2011 7:20:26 PM, Date/Time: 4/20/2011 7:27:22 PM, Date/Time:
4/20/2011 7:34:08 PM

Test Laboratory: RIM Testing Services

15mm_Spacer_Back_CDMA800_mid_chan_amb_temp_23.2_liq_temp_2

2.1C

DUT: BlackBerry Smartphone; Type: Sample ; Serial: 32E46EDD

Communication System: CDMA 800; Communication System Band: Exported from older format (data unavailable - please correct).; Frequency: 836.52

MHz; Communication System PAR: 0 dB

Medium parameters used (interpolated): $f = 836.52$ MHz; $\sigma = 0.976$ mho/m; $\epsilon_r = 53.627$; $\rho = 1000$ kg/m³

Phantom section: Flat Section

Measurement Standard: DASYS (IEEE/IEC/ANSI C63.19-2007)

DASY5 Configuration:

- Probe: ES3DV3 - SN3225; ConvF(6.3, 6.3, 6.3); Calibrated: 1/13/2011
 - Modulation Compensation: **Not calibrated**
- Sensor-Surface: 4mm (Mechanical Surface Detection)
- Electronics: DAE3 Sn473; Calibrated: 1/21/2011
- Phantom: SAM 2; Type: SAM 4.0; Serial: 1080
- Measurement SW: DASY52, Version 52.6 (2); SEMCAD X Version 14.4.4 (2829)

Configuration/Touch position -/Area Scan (61x91x1): Measurement grid:
dx=15mm, dy=15mm

[Info: Interpolated medium parameters used for SAR evaluation.](#)

Maximum value of SAR (interpolated) = 0.827 mW/g


Configuration/Touch position -/Zoom Scan (5x5x7) (5x5x7)/Cube 0:

Measurement grid: dx=7.5mm, dy=7.5mm, dz=5mm

Reference Value = 29.446 V/m; Power Drift = -0.20 dB

Peak SAR (extrapolated) = 1.040 W/kg

SAR(1 g) = 0.784 mW/g; SAR(10 g) = 0.578 mW/g

| | | | | |
|-----------------------------------------------------------------------------------|---------------------------------------------------------------------------------------------------------|----------------------------------------------|-----------------------------------------------------------------------|---------------------------------------------------|
|  | Document Appendix C for the BlackBerry® Smartphone Model RDU71CW/RDV71UW SAR Report | | | Page 29(87) |
| | Author Data Andrew Becker | Dates of Test Feb 7 – May 25, 2011 | Test Report No RTS-3933-1105-11B RTS-2580-1106-09 | FCC ID: L6ARDU70CW L6ARDV70UW |

Info: Interpolated medium parameters used for SAR evaluation.

Maximum value of SAR (measured) = 0.827 mW/g

Configuration/Touch position -/Zoom Scan (5x5x7) 2 (6x9x7)/Cube 0:

Measurement grid: dx=7.5mm, dy=7.5mm, dz=5mm


Reference Value = 29.446 V/m; Power Drift = -0.17 dB

Peak SAR (extrapolated) = 1.031 W/kg


SAR(1 g) = 0.779 mW/g; SAR(10 g) = 0.576 mW/g

Info: Interpolated medium parameters used for SAR evaluation.

Maximum value of SAR (measured) = 0.821 mW/g



0 dB = 0.820mW/g

| | | | | |
|-----------------------------------------------------------------------------------|---------------------------------------------------------------------------------------------------------|----------------------------------------------|-----------------------------------------------------------------------|---------------------------------------------------|
|  | Document Appendix C for the BlackBerry® Smartphone Model RDU71CW/RDV71UW SAR Report | | | Page 30(87) |
| | Author Data Andrew Becker | Dates of Test Feb 7 – May 25, 2011 | Test Report No RTS-3933-1105-11B RTS-2580-1106-09 | FCC ID: L6ARDU70CW L6ARDV70UW |

Date/Time: 4/21/2011 11:20:51 AM, Date/Time: 4/21/2011 11:27:59 AM

Test Laboratory: RIM Testing Services

Vertical_Holster_Back_CDMA800_mid_chan_amb_temp_23.3_liq_temp_22.3C

DUT: BlackBerry Smartphone; Type: Sample ; Serial: 32E46EDD

Communication System: CDMA 800; Communication System Band: Exported from older format (data unavailable - please correct).; Frequency: 836.52

MHz; Communication System PAR: 0 dB

Medium parameters used (interpolated): $f = 836.52$ MHz; $\sigma = 0.976$ mho/m; $\epsilon_r = 53.627$; $\rho = 1000$ kg/m³

Phantom section: Flat Section

Measurement Standard: DASYS (IEEE/IEC/ANSI C63.19-2007)

DASY5 Configuration:

- Probe: ES3DV3 - SN3225; ConvF(6.3, 6.3, 6.3); Calibrated: 1/13/2011
 - Modulation Compensation: **Not calibrated**
- Sensor-Surface: 4mm (Mechanical Surface Detection)
- Electronics: DAE3 Sn473; Calibrated: 1/21/2011
- Phantom: SAM 2; Type: SAM 4.0; Serial: 1080
- Measurement SW: DASY52, Version 52.6 (2); SEMCAD X Version 14.4.4 (2829)

Configuration/Touch position -/Area Scan (61x91x1): Measurement grid: dx=15mm, dy=15mm

[Info: Interpolated medium parameters used for SAR evaluation.](#)

Maximum value of SAR (interpolated) = 0.670 mW/g


Configuration/Touch position -/Zoom Scan (5x5x7) (5x5x7)/Cube 0:

Measurement grid: dx=7.5mm, dy=7.5mm, dz=5mm


Reference Value = 26.409 V/m; Power Drift = -0.04 dB

Peak SAR (extrapolated) = 0.816 W/kg


SAR(1 g) = 0.636 mW/g; SAR(10 g) = 0.474 mW/g

| | | | | |
|-----------------------------------------------------------------------------------|---------------------------------------------------------------------------------------------------------|----------------------------------------------|-----------------------------------------------------------------------|---------------------------------------------------|
|  | Document Appendix C for the BlackBerry® Smartphone Model RDU71CW/RDV71UW SAR Report | | | Page 31(87) |
| | Author Data Andrew Becker | Dates of Test Feb 7 – May 25, 2011 | Test Report No RTS-3933-1105-11B RTS-2580-1106-09 | FCC ID: L6ARDU70CW L6ARDV70UW |

Info: Interpolated medium parameters used for SAR evaluation.
 Maximum value of SAR (measured) = 0.670 mW/g



0 dB = 0.670mW/g

| | | | | |
|-----------------------------------------------------------------------------------|---------------------------------------------------------------------------------------------------------|----------------------------------------------|-----------------------------------------------------------------------|---------------------------------------------------|
|  | Document Appendix C for the BlackBerry® Smartphone Model RDU71CW/RDV71UW SAR Report | | | Page 32(87) |
| | Author Data Andrew Becker | Dates of Test Feb 7 – May 25, 2011 | Test Report No RTS-3933-1105-11B RTS-2580-1106-09 | FCC ID: L6ARDU70CW L6ARDV70UW |

Date/Time: 2/28/2011 5:56:18 PM, Date/Time: 2/28/2011 6:02:09 PM

Test Laboratory: RIM Testing Services

**15mm_Spacer_Back_GPRS1900_mid_chan_amb_temp_23.4C_liq_tem
p_22.0C**

DUT: BlackBerry Smartphone; Type: Sample ; Serial: 32D4BD0D

Communication System: GPRS 1900; Communication System Band: Exported from older format (data unavailable - please correct).; Frequency: 1880 MHz; Communication System PAR: 6.232 dB

Medium parameters used: $f = 1880 \text{ MHz}$; $\sigma = 1.567 \text{ mho/m}$; $\epsilon_r = 51.591$; $\rho = 1000 \text{ kg/m}^3$

Phantom section: Flat Section

Measurement Standard: DASYS (IEEE/IEC/ANSI C63.19-2007)

DASY5 Configuration:

- Probe: ES3DV3 - SN3225; ConvF(4.88, 4.88, 4.88); Calibrated: 1/13/2011
 - Modulation Compensation: **Not calibrated**
- Sensor-Surface: 4mm (Mechanical Surface Detection)
- Electronics: DAE4 Sn881; Calibrated: 4/19/2010
- Phantom: SAM 2; Type: SAM 4.0; Serial: 1080
- Measurement SW: DASY52, Version 52.6 (2); SEMCAD X Version 14.4.4 (2829)

Configuration/Body/Area Scan (51x91x1): Measurement grid: dx=15mm, dy=15mm

Maximum value of SAR (interpolated) = 0.613 mW/g

Configuration/Body/Zoom Scan (5x5x7) (5x5x7)/Cube 0: Measurement grid: dx=7.5mm, dy=7.5mm, dz=5mm

Reference Value = 8.011 V/m; Power Drift = -0.12 dB

Peak SAR (extrapolated) = 0.934 W/kg

SAR(1 g) = 0.580 mW/g; SAR(10 g) = 0.331 mW/g

Maximum value of SAR (measured) = 0.627 mW/g

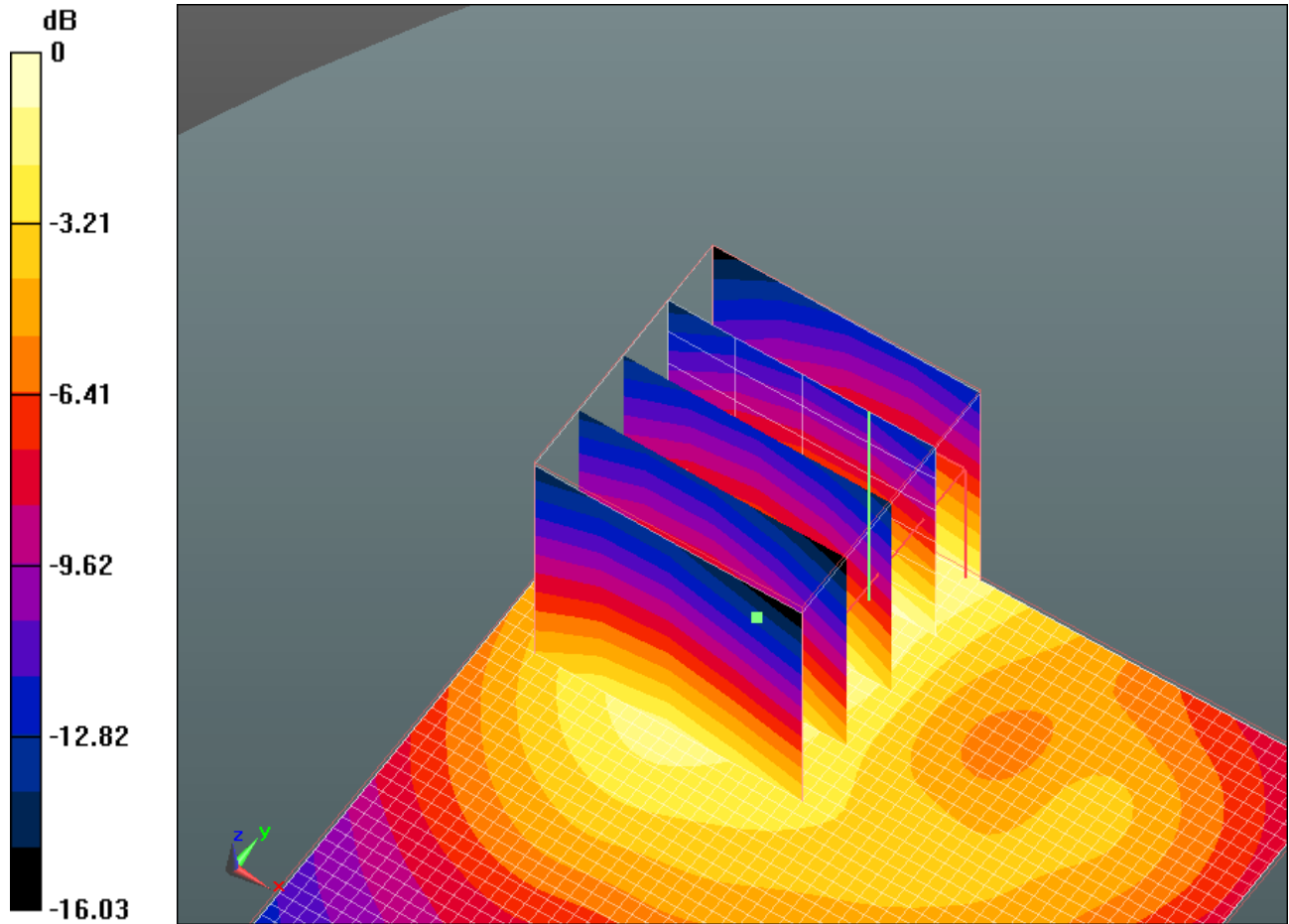
Author Data
Andrew Becker

Dates of Test
Feb 7 – May 25, 2011


Test Report No
RTS-3933-1105-11B
RTS-2580-1106-09

FCC ID:
L6ARDU70CW
L6ARDV70UW

IC ID
2503A-RDU70CW
2503A-RDV70UW



0 dB = 0.630mW/g

| | | | | |
|-----------------------------------------------------------------------------------|---------------------------------------------------------------------------------------------------------|----------------------------------------------|-----------------------------------------------------------------------|---------------------------------------------------|
|  | Document Appendix C for the BlackBerry® Smartphone Model RDU71CW/RDV71UW SAR Report | | | Page 34(87) |
| | Author Data Andrew Becker | Dates of Test Feb 7 – May 25, 2011 | Test Report No RTS-3933-1105-11B RTS-2580-1106-09 | FCC ID: L6ARDU70CW L6ARDV70UW |

Date/Time: 2/28/2011 6:11:07 PM, Date/Time: 2/28/2011 6:17:02 PM

Test Laboratory: RIM Testing Services

Vertical_Holster_Back_GPRS1900_mid_chan_amb_temp_23.5C_liq_temp_22.1C

DUT: BlackBerry Smartphone; Type: Sample ; Serial: 32D4BD0D

Communication System: GPRS 1900; Communication System Band: Exported from older format (data unavailable - please correct).; Frequency: 1880 MHz; Communication System PAR: 6.232 dB

Medium parameters used: $f = 1880$ MHz; $\sigma = 1.567$ mho/m; $\epsilon_r = 51.591$; $\rho = 1000$ kg/m³

Phantom section: Flat Section

Measurement Standard: DASYS (IEEE/IEC/ANSI C63.19-2007)

DASY5 Configuration:

- Probe: ES3DV3 - SN3225; ConvF(4.88, 4.88, 4.88); Calibrated: 1/13/2011
 - Modulation Compensation: **Not calibrated**
- Sensor-Surface: 4mm (Mechanical Surface Detection)
- Electronics: DAE4 Sn881; Calibrated: 4/19/2010
- Phantom: SAM 2; Type: SAM 4.0; Serial: 1080
- Measurement SW: DASY52, Version 52.6 (2); SEMCAD X Version 14.4.4 (2829)

Configuration/Body/Area Scan (51x91x1): Measurement grid: dx=15mm, dy=15mm

Maximum value of SAR (interpolated) = 0.490 mW/g

Configuration/Body/Zoom Scan (5x5x7) (5x5x7)/Cube 0: Measurement grid: dx=7.5mm, dy=7.5mm, dz=5mm

Reference Value = 5.805 V/m; Power Drift = 0.12 dB

Peak SAR (extrapolated) = 0.717 W/kg

SAR(1 g) = 0.473 mW/g; SAR(10 g) = 0.279 mW/g

Maximum value of SAR (measured) = 0.509 mW/g

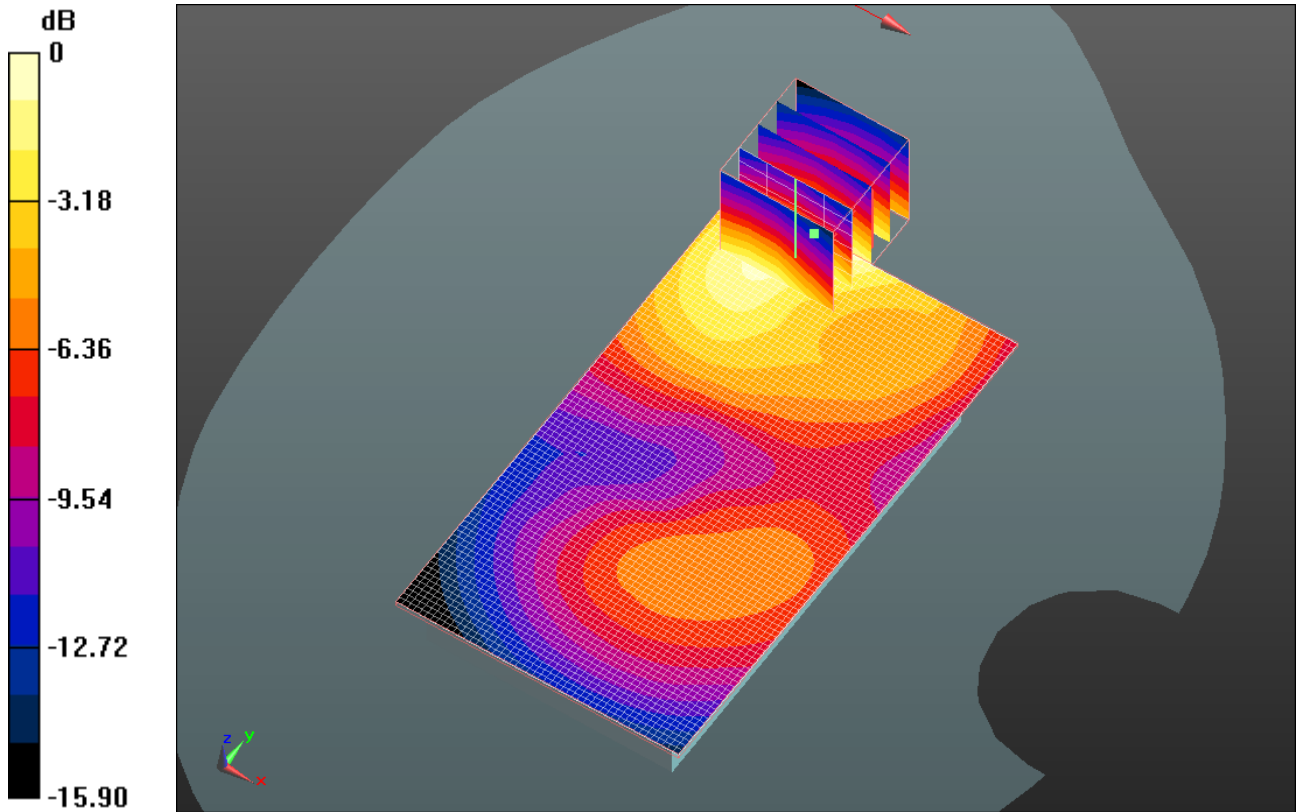
Author Data
Andrew Becker

Dates of Test
Feb 7 – May 25, 2011


Test Report No
RTS-3933-1105-11B
RTS-2580-1106-09

FCC ID:
L6ARDU70CW
L6ARDV70UW

IC ID
2503A-RDU70CW
2503A-RDV70UW



0 dB = 0.510mW/g

| | | | | |
|-----------------------------------------------------------------------------------|---------------------------------------------------------------------------------------------------------|----------------------------------------------|-----------------------------------------------------------------------|---------------------------------------------------|
|  | Document Appendix C for the BlackBerry® Smartphone Model RDU71CW/RDV71UW SAR Report | | | Page 36(87) |
| | Author Data Andrew Becker | Dates of Test Feb 7 – May 25, 2011 | Test Report No RTS-3933-1105-11B RTS-2580-1106-09 | FCC ID: L6ARDU70CW L6ARDV70UW |

Date/Time: 2/28/2011 6:26:50 PM, Date/Time: 2/28/2011 6:32:46 PM

Test Laboratory: RIM Testing Services

15mm_Spacer_Front_GPRS1900_mid_chan_amb_temp_23.6C_liq_tem p_22.2C

DUT: BlackBerry Smartphone; Type: Sample ; Serial: 32D4BD0D

Communication System: GPRS 1900; Communication System Band: Exported from older format (data unavailable - please correct).; Frequency: 1880 MHz; Communication System PAR: 6.232 dB

Medium parameters used: $f = 1880$ MHz; $\sigma = 1.567$ mho/m; $\epsilon_r = 51.591$; $\rho = 1000$ kg/m³

Phantom section: Flat Section

Measurement Standard: DASYS (IEEE/IEC/ANSI C63.19-2007)

DASY5 Configuration:

- Probe: ES3DV3 - SN3225; ConvF(4.88, 4.88, 4.88); Calibrated: 1/13/2011
 - Modulation Compensation: **Not calibrated**
- Sensor-Surface: 4mm (Mechanical Surface Detection)
- Electronics: DAE4 Sn881; Calibrated: 4/19/2010
- Phantom: SAM 2; Type: SAM 4.0; Serial: 1080
- Measurement SW: DASYS2, Version 52.6 (2); SEMCAD X Version 14.4.4 (2829)

Configuration/Body/Area Scan (51x91x1): Measurement grid: dx=15mm, dy=15mm

Maximum value of SAR (interpolated) = 0.379 mW/g

Configuration/Body/Zoom Scan (5x5x7) (5x5x7)/Cube 0: Measurement grid: dx=7.5mm, dy=7.5mm, dz=5mm

Reference Value = 10.675 V/m; Power Drift = -0.15 dB

Peak SAR (extrapolated) = 0.540 W/kg

SAR(1 g) = 0.351 mW/g; SAR(10 g) = 0.213 mW/g

Maximum value of SAR (measured) = 0.379 mW/g

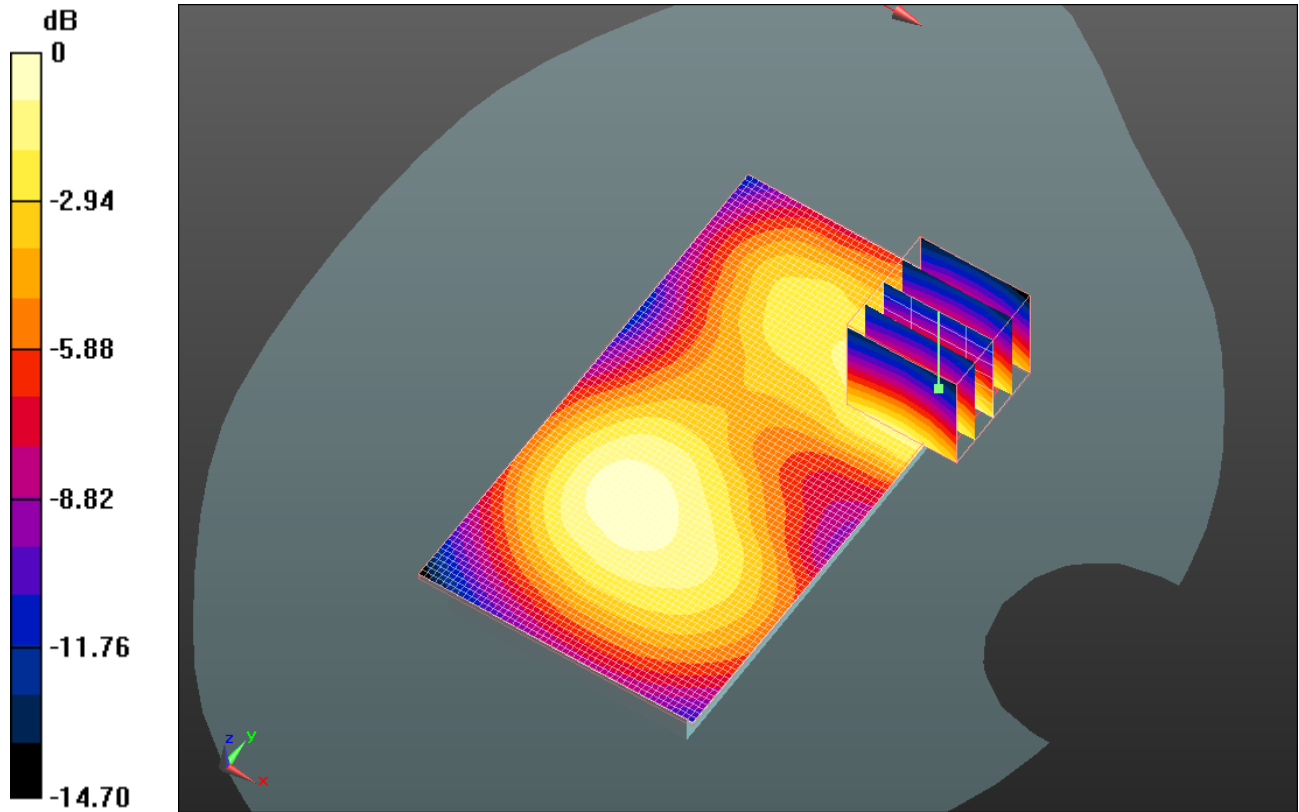
Author Data
Andrew Becker

Dates of Test
Feb 7 – May 25, 2011


Test Report No
RTS-3933-1105-11B
RTS-2580-1106-09

FCC ID:
L6ARDU70CW
L6ARDV70UW

IC ID
2503A-RDU70CW
2503A-RDV70UW



0 dB = 0.380mW/g

| | | | | |
|-----------------------------------------------------------------------------------|---------------------------------------------------------------------------------------------------------|----------------------------------------------|-----------------------------------------------------------------------|---------------------------------------------------|
|  | Document Appendix C for the BlackBerry® Smartphone Model RDU71CW/RDV71UW SAR Report | | | Page 38(87) |
| | Author Data Andrew Becker | Dates of Test Feb 7 – May 25, 2011 | Test Report No RTS-3933-1105-11B RTS-2580-1106-09 | FCC ID: L6ARDU70CW L6ARDV70UW |

Date/Time: 2/28/2011 6:42:37 PM, Date/Time: 2/28/2011 6:48:31 PM

Test Laboratory: RIM Testing Services

**15mm_Spacer_Back_HS#1_GPRS1900_mid_chan_amb_temp_23.5C_li
q_temp_22.1C**

DUT: BlackBerry Smartphone; Type: Sample ; Serial: 32D4BD0D

Communication System: GPRS 1900; Communication System Band: Exported from older format (data unavailable - please correct).; Frequency: 1880 MHz; Communication System PAR: 6.232 dB

Medium parameters used: $f = 1880$ MHz; $\sigma = 1.567$ mho/m; $\epsilon_r = 51.591$; $\rho = 1000$ kg/m³

Phantom section: Flat Section

Measurement Standard: DASYS (IEEE/IEC/ANSI C63.19-2007)

DASY5 Configuration:

- Probe: ES3DV3 - SN3225; ConvF(4.88, 4.88, 4.88); Calibrated: 1/13/2011
 - Modulation Compensation: **Not calibrated**
- Sensor-Surface: 4mm (Mechanical Surface Detection)
- Electronics: DAE4 Sn881; Calibrated: 4/19/2010
- Phantom: SAM 2; Type: SAM 4.0; Serial: 1080
- Measurement SW: DASY52, Version 52.6 (2); SEMCAD X Version 14.4.4 (2829)

Configuration/Body/Area Scan (51x91x1): Measurement grid: dx=15mm, dy=15mm

Maximum value of SAR (interpolated) = 0.632 mW/g

Configuration/Body/Zoom Scan (5x5x7) (5x5x7)/Cube 0: Measurement grid: dx=7.5mm, dy=7.5mm, dz=5mm

Reference Value = 8.318 V/m; Power Drift = -0.10 dB

Peak SAR (extrapolated) = 0.933 W/kg

SAR(1 g) = 0.589 mW/g; SAR(10 g) = 0.338 mW/g

Maximum value of SAR (measured) = 0.637 mW/g

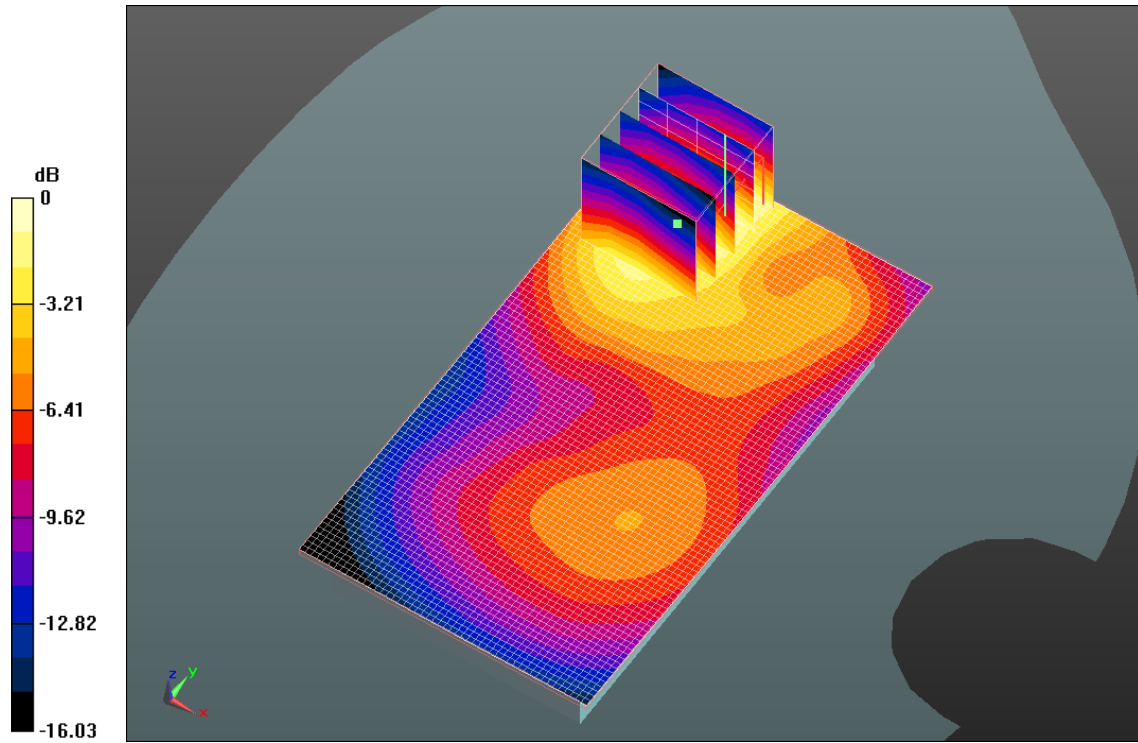
Author Data
Andrew Becker

Dates of Test
Feb 7 – May 25, 2011


Test Report No
**RTS-3933-1105-11B
RTS-2580-1106-09**

FCC ID:
**L6ARDU70CW
L6ARDV70UW**

IC ID
**2503A-RDU70CW
2503A-RDV70UW**



0 dB = 0.640mW/g

| | | | | |
|-----------------------------------------------------------------------------------|---------------------------------------------------------------------------------------------------------|----------------------------------------------|-----------------------------------------------------------------------|---------------------------------------------------|
|  | Document Appendix C for the BlackBerry® Smartphone Model RDU71CW/RDV71UW SAR Report | | | Page 40(87) |
| | Author Data Andrew Becker | Dates of Test Feb 7 – May 25, 2011 | Test Report No RTS-3933-1105-11B RTS-2580-1106-09 | FCC ID: L6ARDU70CW L6ARDV70UW |

Date/Time: 2/28/2011 6:57:51 PM, Date/Time: 2/28/2011 7:03:47 PM

Test Laboratory: RIM Testing Services

**15mm_Spacer_Back_HS#2_GPRS1900_mid_chan_amb_temp_23.4C_li
q_temp_22.0C**

DUT: BlackBerry Smartphone; Type: Sample ; Serial: 32D4BD0D

Communication System: GPRS 1900; Communication System Band: Exported from older format (data unavailable - please correct).; Frequency: 1880 MHz; Communication System PAR: 6.232 dB

Medium parameters used: $f = 1880$ MHz; $\sigma = 1.567$ mho/m; $\epsilon_r = 51.591$; $\rho = 1000$ kg/m³

Phantom section: Flat Section

Measurement Standard: DASYS (IEEE/IEC/ANSI C63.19-2007)

DASY5 Configuration:

- Probe: ES3DV3 - SN3225; ConvF(4.88, 4.88, 4.88); Calibrated: 1/13/2011
 - Modulation Compensation: **Not calibrated**
- Sensor-Surface: 4mm (Mechanical Surface Detection)
- Electronics: DAE4 Sn881; Calibrated: 4/19/2010
- Phantom: SAM 2; Type: SAM 4.0; Serial: 1080
- Measurement SW: DASY52, Version 52.6 (2); SEMCAD X Version 14.4.4 (2829)

Configuration/Body/Area Scan (51x91x1): Measurement grid: dx=15mm, dy=15mm

Maximum value of SAR (interpolated) = 0.632 mW/g

Configuration/Body/Zoom Scan (5x5x7) (5x5x7)/Cube 0: Measurement grid: dx=7.5mm, dy=7.5mm, dz=5mm

Reference Value = 7.851 V/m; Power Drift = 0.22 dB

Peak SAR (extrapolated) = 0.953 W/kg

SAR(1 g) = 0.588 mW/g; SAR(10 g) = 0.331 mW/g

Maximum value of SAR (measured) = 0.628 mW/g

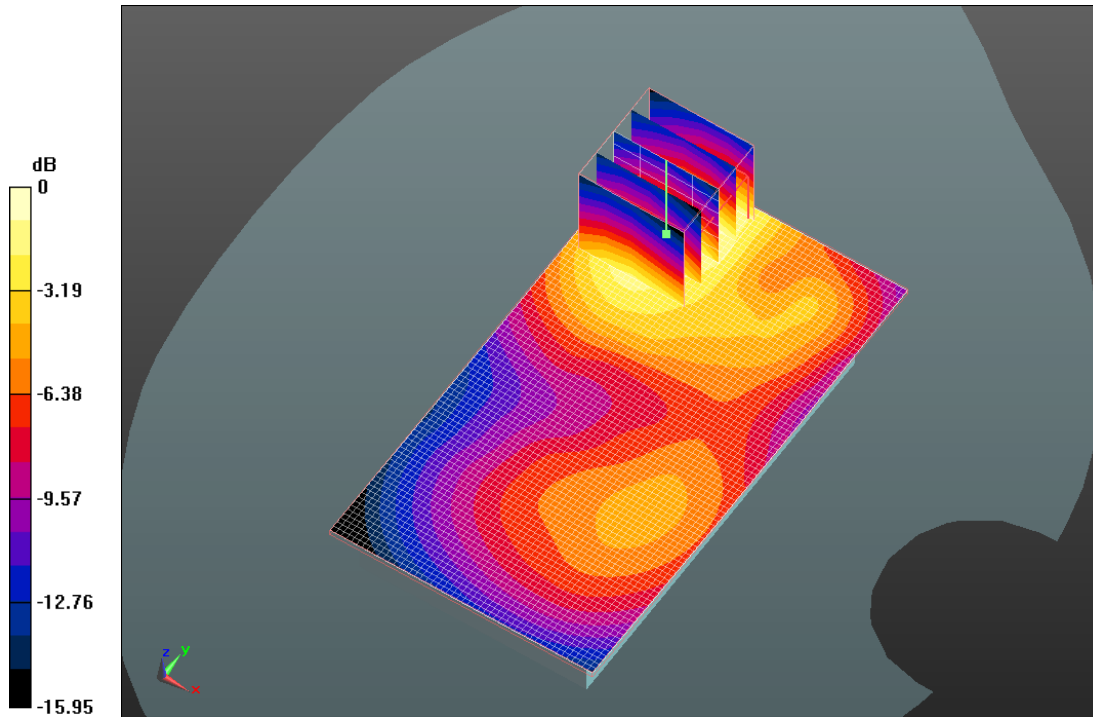
Author Data
Andrew Becker

Dates of Test
Feb 7 – May 25, 2011


Test Report No
**RTS-3933-1105-11B
RTS-2580-1106-09**

FCC ID:
**L6ARDU70CW
L6ARDV70UW**

IC ID
**2503A-RDU70CW
2503A-RDV70UW**



0 dB = 0.630mW/g

| | | | | |
|-----------------------------------------------------------------------------------|---------------------------------------------------------------------------------------------------------|----------------------------------------------|-----------------------------------------------------------------------|---------------------------------------------------|
|  | Document Appendix C for the BlackBerry® Smartphone Model RDU71CW/RDV71UW SAR Report | | | Page 42(87) |
| | Author Data Andrew Becker | Dates of Test Feb 7 – May 25, 2011 | Test Report No RTS-3933-1105-11B RTS-2580-1106-09 | FCC ID: L6ARDU70CW L6ARDV70UW |

Date/Time: 2/28/2011 7:50:56 PM, Date/Time: 2/28/2011 7:56:52 PM

Test Laboratory: RIM Testing Services

**15mm_Spacer_Back_HS#3_GPRS1900_mid_chan_amb_temp_23.3C_li
q_temp_21.9C**

DUT: BlackBerry Smartphone; Type: Sample ; Serial: 32D4BD0D

Communication System: GPRS 1900; Communication System Band: Exported from older format (data unavailable - please correct).; Frequency: 1880 MHz; Communication System PAR: 6.232 dB

Medium parameters used: $f = 1880 \text{ MHz}$; $\sigma = 1.567 \text{ mho/m}$; $\epsilon_r = 51.591$; $\rho = 1000 \text{ kg/m}^3$

Phantom section: Flat Section

Measurement Standard: DASYS (IEEE/IEC/ANSI C63.19-2007)

DASY5 Configuration:

- Probe: ES3DV3 - SN3225; ConvF(4.88, 4.88, 4.88); Calibrated: 1/13/2011
 - Modulation Compensation: **Not calibrated**
- Sensor-Surface: 4mm (Mechanical Surface Detection)
- Electronics: DAE4 Sn881; Calibrated: 4/19/2010
- Phantom: SAM 2; Type: SAM 4.0; Serial: 1080
- Measurement SW: DASYS2, Version 52.6 (2); SEMCAD X Version 14.4.4 (2829)

Configuration/Body/Area Scan (51x91x1): Measurement grid: dx=15mm, dy=15mm

Maximum value of SAR (interpolated) = 0.619 mW/g

Configuration/Body/Zoom Scan (5x5x7) (5x5x7)/Cube 0: Measurement grid: dx=7.5mm, dy=7.5mm, dz=5mm

Reference Value = 7.864 V/m; Power Drift = 0.04 dB

Peak SAR (extrapolated) = 1.001 W/kg

SAR(1 g) = 0.620 mW/g; SAR(10 g) = 0.350 mW/g

Maximum value of SAR (measured) = 0.666 mW/g

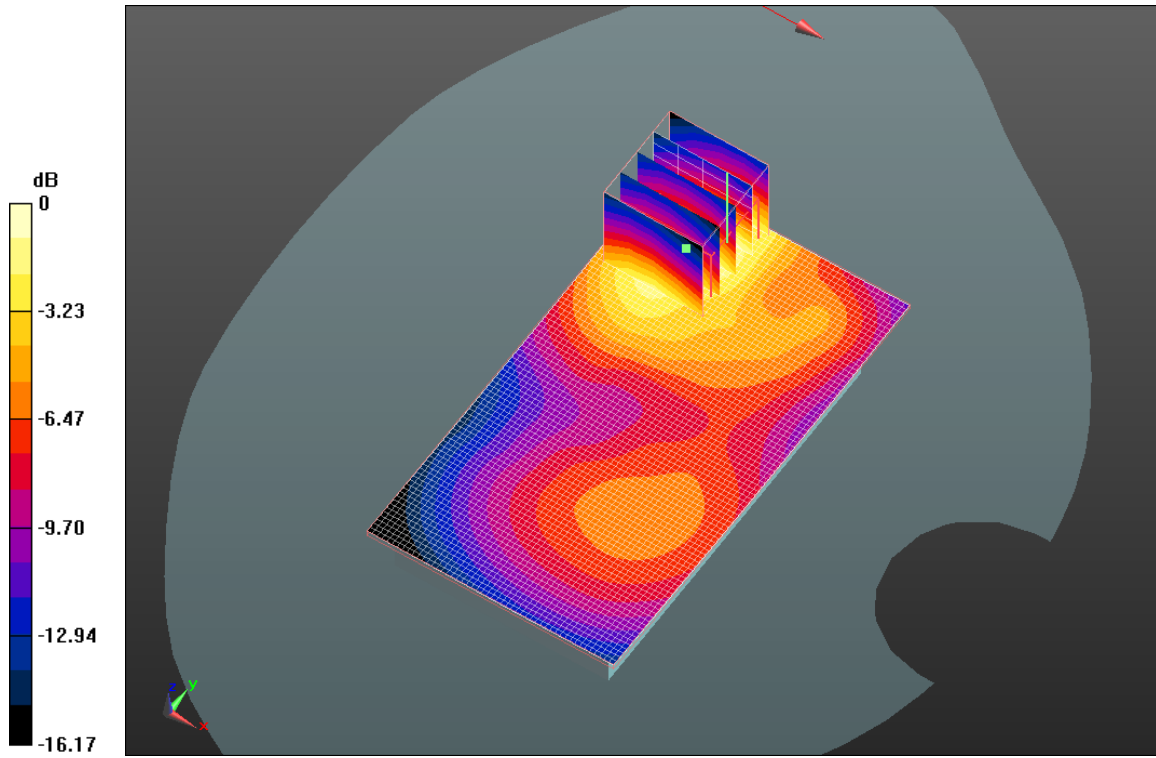
Author Data
Andrew Becker

Dates of Test
Feb 7 – May 25, 2011


Test Report No
**RTS-3933-1105-11B
RTS-2580-1106-09**

FCC ID:
**L6ARDU70CW
L6ARDV70UW**

IC ID
**2503A-RDU70CW
2503A-RDV70UW**



0 dB = 0.670mW/g

| | | | | |
|-----------------------------------------------------------------------------------|---------------------------------------------------------------------------------------------------------|----------------------------------------------|-----------------------------------------------------------------------|---------------------------------------------------|
|  | Document Appendix C for the BlackBerry® Smartphone Model RDU71CW/RDV71UW SAR Report | | | Page 44(87) |
| | Author Data Andrew Becker | Dates of Test Feb 7 – May 25, 2011 | Test Report No RTS-3933-1105-11B RTS-2580-1106-09 | FCC ID: L6ARDU70CW L6ARDV70UW |

Date/Time: 2/28/2011 8:20:02 PM, Date/Time: 2/28/2011 8:25:57 PM

Test Laboratory: RIM Testing Services

15mm_Spacer_Back_HS#3_GPRS1900_3_Slots_mid_chan_amb_temp_23.4C_liq_temp_22.0C

DUT: BlackBerry Smartphone; Type: Sample ; Serial: 32D4BD0D


Communication System: GPRS 1900 (3-slots); Communication System Band: Exported from older format (data unavailable - please correct).; Frequency: 1880 MHz; Communication System PAR: 4.472 dB
Medium parameters used: $f = 1880$ MHz; $\sigma = 1.567$ mho/m; $\epsilon_r = 51.591$; $\rho = 1000$ kg/m³
Phantom section: Flat Section
Measurement Standard: DASYS (IEEE/IEC/ANSI C63.19-2007)


DASY5 Configuration:

- Probe: ES3DV3 - SN3225; ConvF(4.88, 4.88, 4.88); Calibrated: 1/13/2011
 - Modulation Compensation: **Not calibrated**
- Sensor-Surface: 4mm (Mechanical Surface Detection)
- Electronics: DAE4 Sn881; Calibrated: 4/19/2010
- Phantom: SAM 2; Type: SAM 4.0; Serial: 1080
- Measurement SW: DASY52, Version 52.6 (2); SEMCAD X Version 14.4.4 (2829)


Configuration/Body/Area Scan (51x91x1): Measurement grid: dx=15mm, dy=15mm
Maximum value of SAR (interpolated) = 0.494 mW/g

Configuration/Body/Zoom Scan (5x5x7) (5x5x7)/Cube 0: Measurement grid: dx=7.5mm, dy=7.5mm, dz=5mm
Reference Value = 6.992 V/m; Power Drift = -0.33 dB
Peak SAR (extrapolated) = 0.696 W/kg
SAR(1 g) = 0.430 mW/g; SAR(10 g) = 0.245 mW/g
Maximum value of SAR (measured) = 0.464 mW/g

| | | | | |
|-----------------------------------------------------------------------------------|---------------------------------------------------------------------------------------------------------|----------------------------------------------|-----------------------------------------------------------------------|---------------------------------------------------|
|  | Document Appendix C for the BlackBerry® Smartphone Model RDU71CW/RDV71UW SAR Report | | | Page 45(87) |
| | Author Data Andrew Becker | Dates of Test Feb 7 – May 25, 2011 | Test Report No RTS-3933-1105-11B RTS-2580-1106-09 | FCC ID: L6ARDU70CW L6ARDV70UW |



0 dB = 0.460mW/g

| | | | | |
|-----------------------------------------------------------------------------------|---------------------------------------------------------------------------------------------------------|----------------------------------------------|-----------------------------------------------------------------------|---------------------------------------------------|
|  | Document Appendix C for the BlackBerry® Smartphone Model RDU71CW/RDV71UW SAR Report | | | Page 46(87) |
| | Author Data Andrew Becker | Dates of Test Feb 7 – May 25, 2011 | Test Report No RTS-3933-1105-11B RTS-2580-1106-09 | FCC ID: L6ARDU70CW L6ARDV70UW |

Date/Time: 2/28/2011 8:54:13 PM, Date/Time: 2/28/2011 9:00:09 PM

Test Laboratory: RIM Testing Services

15mm_Spacer_Back_HS#3_GPRS1900_4_Slots_mid_chan_amb_temp_23.4C_liq_temp_22.0C

DUT: BlackBerry Smartphone; Type: Sample ; Serial: 32D4BD0D

Communication System: GPRS 1900 (4-slots); Communication System Band: Exported from older format (data unavailable - please correct).; Frequency: 1880 MHz; Communication System PAR: 3.222 dB
Medium parameters used: $f = 1880$ MHz; $\sigma = 1.567$ mho/m; $\epsilon_r = 51.591$; $\rho = 1000$ kg/m³
Phantom section: Flat Section
Measurement Standard: DASYS (IEEE/IEC/ANSI C63.19-2007)

DASY5 Configuration:

- Probe: ES3DV3 - SN3225; ConvF(4.88, 4.88, 4.88); Calibrated: 1/13/2011
 - Modulation Compensation: **Not calibrated**
- Sensor-Surface: 4mm (Mechanical Surface Detection)
- Electronics: DAE4 Sn881; Calibrated: 4/19/2010
- Phantom: SAM 2; Type: SAM 4.0; Serial: 1080
- Measurement SW: DASY52, Version 52.6 (2); SEMCAD X Version 14.4.4 (2829)

Configuration/Body/Area Scan (51x91x1): Measurement grid: dx=15mm, dy=15mm
Maximum value of SAR (interpolated) = 0.537 mW/g

Configuration/Body/Zoom Scan (5x5x7) (5x5x7)/Cube 0: Measurement grid: dx=7.5mm, dy=7.5mm, dz=5mm
Reference Value = 13.098 V/m; Power Drift = -0.10 dB
Peak SAR (extrapolated) = 0.812 W/kg
SAR(1 g) = 0.499 mW/g; SAR(10 g) = 0.281 mW/g
Maximum value of SAR (measured) = 0.536 mW/g

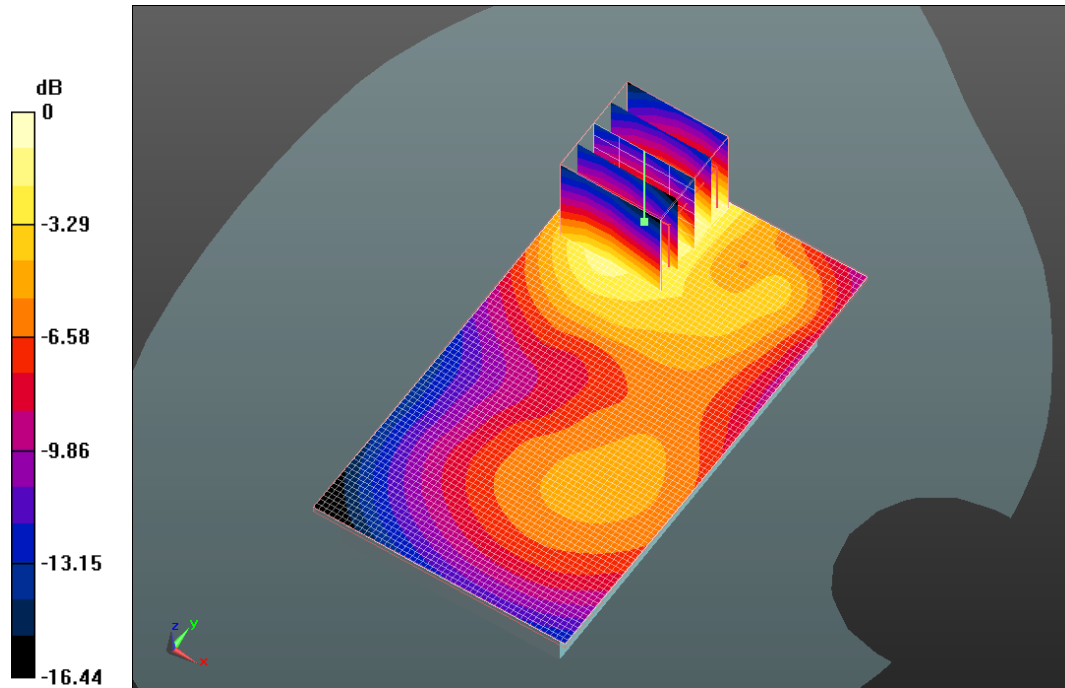
Author Data
Andrew Becker

Dates of Test
Feb 7 – May 25, 2011


Test Report No
**RTS-3933-1105-11B
RTS-2580-1106-09**

FCC ID:
**L6ARDU70CW
L6ARDV70UW**

IC ID
**2503A-RDU70CW
2503A-RDV70UW**



0 dB = 0.540mW/g

| | | | | |
|-----------------------------------------------------------------------------------|---------------------------------------------------------------------------------------------------------|----------------------------------------------|-----------------------------------------------------------------------|---------------------------------------------------|
|  | Document Appendix C for the BlackBerry® Smartphone Model RDU71CW/RDV71UW SAR Report | | | Page 48(87) |
| | Author Data Andrew Becker | Dates of Test Feb 7 – May 25, 2011 | Test Report No RTS-3933-1105-11B RTS-2580-1106-09 | FCC ID: L6ARDU70CW L6ARDV70UW |

Date/Time: 3/3/2011 7:31:41 PM, Date/Time: 3/3/2011 7:37:35 PM

Test Laboratory: RIM Testing Services

15mm_Spacer_Back_802.11b_mid_chan_amb_temp_23.3C_liq_temp_2 1.9C

DUT: BlackBerry Smartphone; Type: Sample ; Serial: 32D4BD0D

Communication System: 802.11 b (2450); Communication System Band: Exported from older format (data unavailable - please correct).; Frequency: 2437 MHz; Communication System PAR: 0 dB

Medium parameters used (interpolated): $f = 2437$ MHz; $\sigma = 2.009$ mho/m; $\epsilon_r = 50.212$; $\rho = 1000$ kg/m³

Phantom section: Flat Section

Measurement Standard: DASYS (IEEE/IEC/ANSI C63.19-2007)

DASY5 Configuration:

- Probe: ES3DV3 - SN3225; ConvF(4.43, 4.43, 4.43); Calibrated: 1/13/2011
 - Modulation Compensation: **Not calibrated**
- Sensor-Surface: 4mm (Mechanical Surface Detection)
- Electronics: DAE4 Sn881; Calibrated: 4/19/2010
- Phantom: SAM 2; Type: SAM 4.0; Serial: 1080
- Measurement SW: DASYS2, Version 52.6 (2); SEMCAD X Version 14.4.4 (2829)

Configuration/Body/Area Scan (51x91x1): Measurement grid: dx=15mm, dy=15mm

[Info: Interpolated medium parameters used for SAR evaluation.](#)


Maximum value of SAR (interpolated) = 0.491 mW/g

Configuration/Body/Zoom Scan (5x5x7) (5x5x7)/Cube 0: Measurement grid: dx=7.5mm, dy=7.5mm, dz=5mm

Reference Value = 3.960 V/m; Power Drift = 2.88 dB


Peak SAR (extrapolated) = 0.950 W/kg

SAR(1 g) = 0.493 mW/g; SAR(10 g) = 0.251 mW/g


| | | | | |
|-----------------------------------------------------------------------------------|---------------------------------------------------------------------------------------------------------|----------------------------------------------|-----------------------------------------------------------------------|---------------------------------------------------|
|  | Document Appendix C for the BlackBerry® Smartphone Model RDU71CW/RDV71UW SAR Report | | | Page 49(87) |
| | Author Data Andrew Becker | Dates of Test Feb 7 – May 25, 2011 | Test Report No RTS-3933-1105-11B RTS-2580-1106-09 | FCC ID: L6ARDU70CW L6ARDV70UW |

Info: Interpolated medium parameters used for SAR evaluation.

Maximum value of SAR (measured) = 0.570 mW/g



0 dB = 0.570mW/g

| | | | | |
|-----------------------------------------------------------------------------------|---------------------------------------------------------------------------------------------------------|----------------------------------------------|-----------------------------------------------------------------------|---------------------------------------------------|
|  | Document Appendix C for the BlackBerry® Smartphone Model RDU71CW/RDV71UW SAR Report | | | Page 50(87) |
| | Author Data Andrew Becker | Dates of Test Feb 7 – May 25, 2011 | Test Report No RTS-3933-1105-11B RTS-2580-1106-09 | FCC ID: L6ARDU70CW L6ARDV70UW |

Date/Time: 3/3/2011 7:50:20 PM, Date/Time: 3/3/2011 7:56:08 PM

Test Laboratory: RIM Testing Services

Vertical_Holster_Back_802.11b_mid_chan_amb_temp_23.3C_liq_temp_21.9C

DUT: BlackBerry Smartphone; Type: Sample ; Serial: 32D4BD0D

Communication System: 802.11 b (2450); Communication System Band: Exported from older format (data unavailable - please correct).; Frequency: 2437 MHz; Communication System PAR: 0 dB

Medium parameters used (interpolated): $f = 2437$ MHz; $\sigma = 2.009$ mho/m; $\epsilon_r = 50.212$; $\rho = 1000$ kg/m³

Phantom section: Flat Section

Measurement Standard: DASYS (IEEE/IEC/ANSI C63.19-2007)

DASY5 Configuration:

- Probe: ES3DV3 - SN3225; ConvF(4.43, 4.43, 4.43); Calibrated: 1/13/2011
 - Modulation Compensation: **Not calibrated**
- Sensor-Surface: 4mm (Mechanical Surface Detection)
- Electronics: DAE4 Sn881; Calibrated: 4/19/2010
- Phantom: SAM 2; Type: SAM 4.0; Serial: 1080
- Measurement SW: DASY52, Version 52.6 (2); SEMCAD X Version 14.4.4 (2829)

Configuration/Body/Area Scan (51x91x1): Measurement grid: dx=15mm, dy=15mm

[Info: Interpolated medium parameters used for SAR evaluation.](#)


Maximum value of SAR (interpolated) = 0.510 mW/g

Configuration/Body/Zoom Scan (5x5x7) (5x5x7)/Cube 0: Measurement grid: dx=7.5mm, dy=7.5mm, dz=5mm

Reference Value = 6.412 V/m; Power Drift = -0.38 dB

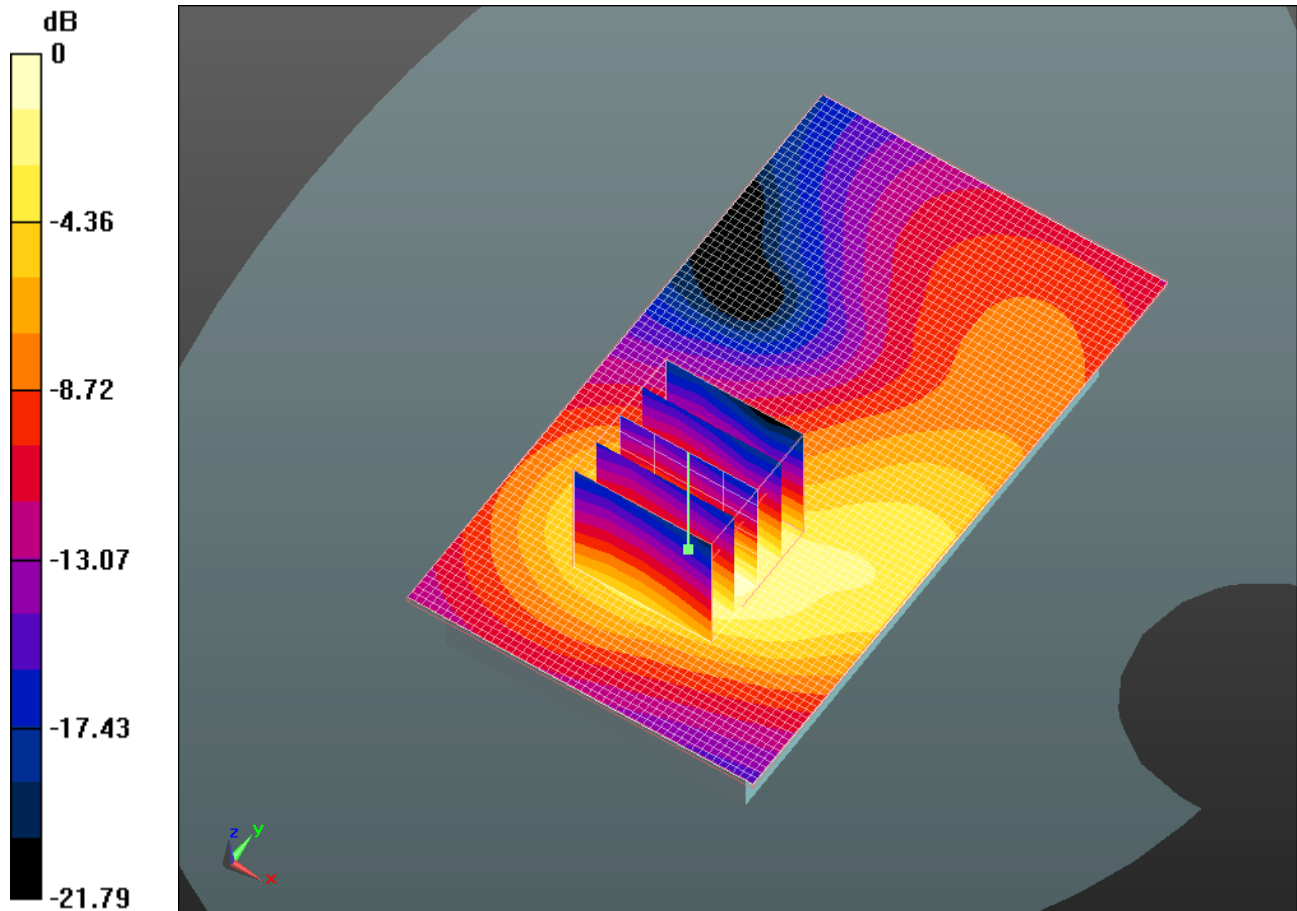
Peak SAR (extrapolated) = 0.969 W/kg

SAR(1 g) = 0.482 mW/g; SAR(10 g) = 0.243 mW/g


| | | | | |
|-----------------------------------------------------------------------------------|---------------------------------------------------------------------------------------------------------|----------------------------------------------|-----------------------------------------------------------------------|---------------------------------------------------|
|  | Document Appendix C for the BlackBerry® Smartphone Model RDU71CW/RDV71UW SAR Report | | | Page 51(87) |
| | Author Data Andrew Becker | Dates of Test Feb 7 – May 25, 2011 | Test Report No RTS-3933-1105-11B RTS-2580-1106-09 | FCC ID: L6ARDU70CW L6ARDV70UW |

Info: Interpolated medium parameters used for SAR evaluation.

Maximum value of SAR (measured) = 0.544 mW/g



0 dB = 0.540mW/g

| | | | | |
|-----------------------------------------------------------------------------------|---------------------------------------------------------------------------------------------------------|----------------------------------------------|-----------------------------------------------------------------------|---------------------------------------------------|
|  | Document Appendix C for the BlackBerry® Smartphone Model RDU71CW/RDV71UW SAR Report | | | Page 52(87) |
| | Author Data Andrew Becker | Dates of Test Feb 7 – May 25, 2011 | Test Report No RTS-3933-1105-11B RTS-2580-1106-09 | FCC ID: L6ARDU70CW L6ARDV70UW |

Date/Time: 3/3/2011 10:36:49 PM, Date/Time: 3/3/2011 10:42:40 PM

Test Laboratory: RIM Testing Services

Vertical_Holster_Front_802.11b_mid_chan_amb_temp_23.2C_liq_temp_21.8C

DUT: BlackBerry Smartphone; Type: Sample ; Serial: 32D4BD0D

Communication System: 802.11 b (2450); Communication System Band: Exported from older format (data unavailable - please correct).; Frequency: 2437 MHz; Communication System PAR: 0 dB

Medium parameters used (interpolated): $f = 2437$ MHz; $\sigma = 2.009$ mho/m; $\epsilon_r = 50.212$; $\rho = 1000$ kg/m³

Phantom section: Flat Section

Measurement Standard: DASYS5 (IEEE/IEC/ANSI C63.19-2007)

DASY5 Configuration:

- Probe: ES3DV3 - SN3225; ConvF(4.43, 4.43, 4.43); Calibrated: 1/13/2011
 - Modulation Compensation: **Not calibrated**
- Sensor-Surface: 4mm (Mechanical Surface Detection)
- Electronics: DAE4 Sn881; Calibrated: 4/19/2010
- Phantom: SAM 2; Type: SAM 4.0; Serial: 1080
- Measurement SW: DASYS2, Version 52.6 (2); SEMCAD X Version 14.4.4 (2829)

Configuration/Body/Area Scan (51x91x1): Measurement grid: dx=15mm, dy=15mm

[Info: Interpolated medium parameters used for SAR evaluation.](#)


Maximum value of SAR (interpolated) = 0.043 mW/g

Configuration/Body/Zoom Scan (5x5x7) (5x5x7)/Cube 0: Measurement grid: dx=7.5mm, dy=7.5mm, dz=5mm

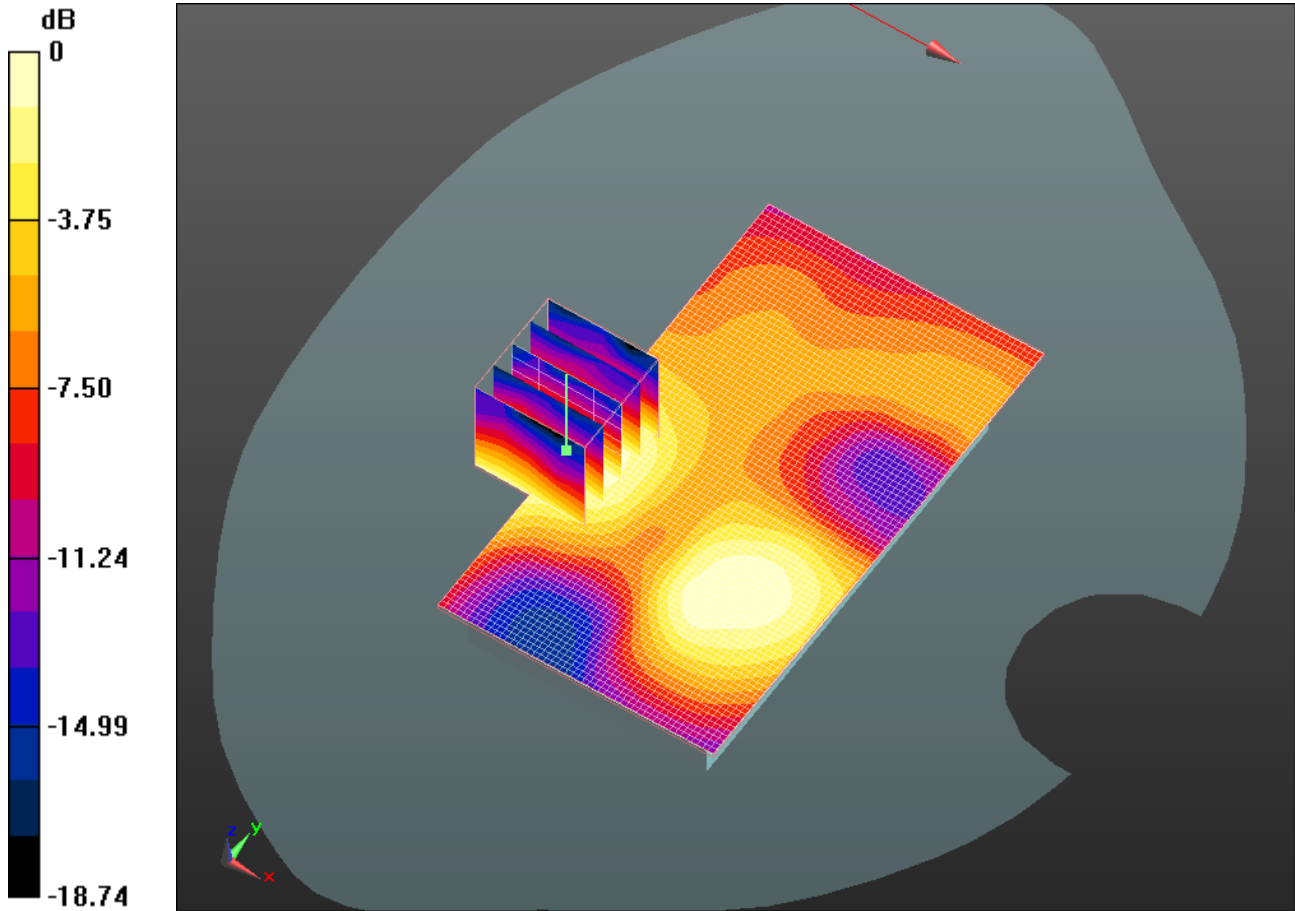
Reference Value = 3.941 V/m; Power Drift = -0.23 dB

Peak SAR (extrapolated) = 0.071 W/kg


SAR(1 g) = 0.038 mW/g; SAR(10 g) = 0.021 mW/g

| | | | | |
|-----------------------------------------------------------------------------------|---------------------------------------------------------------------------------------------------------|----------------------------------------------|-----------------------------------------------------------------------|---------------------------------------------------|
|  | Document Appendix C for the BlackBerry® Smartphone Model RDU71CW/RDV71UW SAR Report | | | Page 53(87) |
| | Author Data Andrew Becker | Dates of Test Feb 7 – May 25, 2011 | Test Report No RTS-3933-1105-11B RTS-2580-1106-09 | FCC ID: L6ARDU70CW L6ARDV70UW |

Info: Interpolated medium parameters used for SAR evaluation.
Maximum value of SAR (measured) = 0.041 mW/g



0 dB = 0.040mW/g

| | | | | |
|-----------------------------------------------------------------------------------|---------------------------------------------------------------------------------------------------------|----------------------------------------------|-----------------------------------------------------------------------|---------------------------------------------------|
|  | Document Appendix C for the BlackBerry® Smartphone Model RDU71CW/RDV71UW SAR Report | | | Page 54(87) |
| | Author Data Andrew Becker | Dates of Test Feb 7 – May 25, 2011 | Test Report No RTS-3933-1105-11B RTS-2580-1106-09 | FCC ID: L6ARDU70CW L6ARDV70UW |

Date/Time: 3/3/2011 10:51:08 PM, Date/Time: 3/3/2011 10:56:57 PM

Test Laboratory: RIM Testing Services

Vertical_Holster_Back_HS#3_802.11b_mid_chan_amb_temp_23.1C_liq_ temp_21.7C

DUT: BlackBerry Smartphone; Type: Sample ; Serial: 32D4BD0D

Communication System: 802.11 b (2450); Communication System Band: Exported from older format (data unavailable - please correct).; Frequency: 2437 MHz; Communication System PAR: 0 dB

Medium parameters used (interpolated): $f = 2437$ MHz; $\sigma = 2.009$ mho/m; $\epsilon_r = 50.212$; $\rho = 1000$ kg/m³

Phantom section: Flat Section

Measurement Standard: DASYS (IEEE/IEC/ANSI C63.19-2007)

DASY5 Configuration:

- Probe: ES3DV3 - SN3225; ConvF(4.43, 4.43, 4.43); Calibrated: 1/13/2011
 - Modulation Compensation: **Not calibrated**
- Sensor-Surface: 4mm (Mechanical Surface Detection)
- Electronics: DAE4 Sn881; Calibrated: 4/19/2010
- Phantom: SAM 2; Type: SAM 4.0; Serial: 1080
- Measurement SW: DASY52, Version 52.6 (2); SEMCAD X Version 14.4.4 (2829)

Configuration/Body/Area Scan (51x91x1): Measurement grid: dx=15mm, dy=15mm

[Info: Interpolated medium parameters used for SAR evaluation.](#)


Maximum value of SAR (interpolated) = 0.481 mW/g

Configuration/Body/Zoom Scan (5x5x7) (5x5x7)/Cube 0: Measurement grid: dx=7.5mm, dy=7.5mm, dz=5mm


Reference Value = 12.599 V/m; Power Drift = -0.19 dB

Peak SAR (extrapolated) = 0.956 W/kg


SAR(1 g) = 0.461 mW/g; SAR(10 g) = 0.228 mW/g

| | | | | |
|-----------------------------------------------------------------------------------|---------------------------------------------------------------------------------------------------------|----------------------------------------------|-----------------------------------------------------------------------|---------------------------------------------------|
|  | Document Appendix C for the BlackBerry® Smartphone Model RDU71CW/RDV71UW SAR Report | | | Page 55(87) |
| | Author Data Andrew Becker | Dates of Test Feb 7 – May 25, 2011 | Test Report No RTS-3933-1105-11B RTS-2580-1106-09 | FCC ID: L6ARDU70CW L6ARDV70UW |

Info: Interpolated medium parameters used for SAR evaluation.
 Maximum value of SAR (measured) = 0.502 mW/g



0 dB = 0.500mW/g

| | | | | |
|-----------------------------------------------------------------------------------|---------------------------------------------------------------------------------------------------------|----------------------------------------------|-----------------------------------------------------------------------|---------------------------------------------------|
|  | Document Appendix C for the BlackBerry® Smartphone Model RDU71CW/RDV71UW SAR Report | | | Page 56(87) |
| | Author Data Andrew Becker | Dates of Test Feb 7 – May 25, 2011 | Test Report No RTS-3933-1105-11B RTS-2580-1106-09 | FCC ID: L6ARDU70CW L6ARDV70UW |

Date/Time: 3/4/2011 12:16:02 AM, Date/Time: 3/4/2011 12:21:55 AM

Test Laboratory: RIM Testing Services

15mm_Spacer_Back_Bluetooth_mid_chan_amb_temp_23.3C_liq_temp_21.9C

DUT: BlackBerry Smartphone; Type: Sample ; Serial: 32D4BD0D

Communication System: Bluetooth; Communication System Band: Exported from older format (data unavailable - please correct).; Frequency: 2441 MHz; Communication System PAR: 0 dB

Medium parameters used (interpolated): $f = 2441$ MHz; $\sigma = 2.016$ mho/m; $\epsilon_r = 50.206$; $\rho = 1000$ kg/m³

Phantom section: Flat Section

Measurement Standard: DASYS (IEEE/IEC/ANSI C63.19-2007)

DASY5 Configuration:

- Probe: ES3DV3 - SN3225; ConvF(4.43, 4.43, 4.43); Calibrated: 1/13/2011
 - Modulation Compensation: **Not calibrated**
- Sensor-Surface: 4mm (Mechanical Surface Detection)
- Electronics: DAE4 Sn881; Calibrated: 4/19/2010
- Phantom: SAM 2; Type: SAM 4.0; Serial: 1080
- Measurement SW: DASY52, Version 52.6 (2); SEMCAD X Version 14.4.4 (2829)

Configuration/Body/Area Scan (51x91x1): Measurement grid: dx=15mm, dy=15mm

[Info: Interpolated medium parameters used for SAR evaluation.](#)


Maximum value of SAR (interpolated) = 0.000212 mW/g

Configuration/Body/Zoom Scan (5x5x7) (7x7x7)/Cube 0: Measurement grid: dx=7.5mm, dy=7.5mm, dz=5mm

Reference Value = 0.928 V/m; Power Drift = -0.19 dB


Peak SAR (extrapolated) = 0.00232 W/kg

SAR(1 g) = 6.98e-005 mW/g; SAR(10 g) = 1.59e-005 mW/g


| | | | | |
|-----------------------------------------------------------------------------------|---------------------------------------------------------------------------------------------------------|----------------------------------------------|-----------------------------------------------------------------------|---------------------------------------------------|
|  | Document Appendix C for the BlackBerry® Smartphone Model RDU71CW/RDV71UW SAR Report | | | Page 57(87) |
| | Author Data Andrew Becker | Dates of Test Feb 7 – May 25, 2011 | Test Report No RTS-3933-1105-11B RTS-2580-1106-09 | FCC ID: L6ARDU70CW L6ARDV70UW |

Info: Interpolated medium parameters used for SAR evaluation.

Maximum value of SAR (measured) = 0.00127 mW/g



0 dB = 0.0013mW/g

| | | | | |
|-----------------------------------------------------------------------------------|---------------------------------------------------------------------------------------------------------|----------------------------------------------|-----------------------------------------------------------------------|---------------------------------------------------|
|  | Document Appendix C for the BlackBerry® Smartphone Model RDU71CW/RDV71UW SAR Report | | | Page 58(87) |
| | Author Data Andrew Becker | Dates of Test Feb 7 – May 25, 2011 | Test Report No RTS-3933-1105-11B RTS-2580-1106-09 | FCC ID: L6ARDU70CW L6ARDV70UW |

Date/Time: 3/4/2011 12:35:30 AM, Date/Time: 3/4/2011 12:41:21 AM

Test Laboratory: RIM Testing Services

Vertical_Holster_Back_Bluetooth_mid_chan_amb_temp_23.3C_liq_temp_21.9C

DUT: BlackBerry Smartphone; Type: Sample ; Serial: 32D4BD0D

Communication System: Bluetooth; Communication System Band: Exported from older format (data unavailable - please correct).; Frequency: 2441 MHz; Communication System PAR: 0 dB

Medium parameters used (interpolated): $f = 2441$ MHz; $\sigma = 2.016$ mho/m; $\epsilon_r = 50.206$; $\rho = 1000$ kg/m³

Phantom section: Flat Section

Measurement Standard: DASY5 (IEEE/IEC/ANSI C63.19-2007)

DASY5 Configuration:

- Probe: ES3DV3 - SN3225; ConvF(4.43, 4.43, 4.43); Calibrated: 1/13/2011
 - Modulation Compensation: **Not calibrated**
- Sensor-Surface: 4mm (Mechanical Surface Detection)
- Electronics: DAE4 Sn881; Calibrated: 4/19/2010
- Phantom: SAM 2; Type: SAM 4.0; Serial: 1080
- Measurement SW: DASY52, Version 52.6 (2); SEMCAD X Version 14.4.4 (2829)

Configuration/Body/Area Scan (51x91x1): Measurement grid: dx=15mm, dy=15mm

[Info: Interpolated medium parameters used for SAR evaluation.](#)


Maximum value of SAR (interpolated) = 0.00099 mW/g

Configuration/Body/Zoom Scan (5x5x7) (5x5x7)/Cube 0: Measurement grid: dx=7.5mm, dy=7.5mm, dz=5mm

Reference Value = 0.807 V/m; Power Drift = 0.61 dB


Peak SAR (extrapolated) = 0.00244 W/kg


SAR(1 g) = 0.000169 mW/g; SAR(10 g) = 3.51e-005 mW/g

| | | | | |
|-----------------------------------------------------------------------------------|---------------------------------------------------------------------------------------------------------|----------------------------------------------|-----------------------------------------------------------------------|---------------------------------------------------|
|  | Document Appendix C for the BlackBerry® Smartphone Model RDU71CW/RDV71UW SAR Report | | | Page 59(87) |
| | Author Data Andrew Becker | Dates of Test Feb 7 – May 25, 2011 | Test Report No RTS-3933-1105-11B RTS-2580-1106-09 | FCC ID: L6ARDU70CW L6ARDV70UW |

Info: Interpolated medium parameters used for SAR evaluation.

Maximum value of SAR (measured) = 0.00099 mW/g



| | | | | |
|-----------------------------------------------------------------------------------|---------------------------------------------------------------------------------------------------------|----------------------------------------------|-----------------------------------------------------------------------|---------------------------------------------------|
|  | Document Appendix C for the BlackBerry® Smartphone Model RDU71CW/RDV71UW SAR Report | | | Page 60(87) |
| | Author Data Andrew Becker | Dates of Test Feb 7 – May 25, 2011 | Test Report No RTS-3933-1105-11B RTS-2580-1106-09 | FCC ID: L6ARDU70CW L6ARDV70UW |

Date/Time: 3/4/2011 12:57:06 AM, Date/Time: 3/4/2011 1:08:18 AM

Test Laboratory: RIM Testing Services

Vertical_Holster_Front_Bluetooth_mid_chan_amb_temp_23.2C_liq_temp_21.8C

DUT: BlackBerry Smartphone; Type: Sample ; Serial: 32D4BD0D

Communication System: Bluetooth; Communication System Band: Exported from older format (data unavailable - please correct).; Frequency: 2441 MHz; Communication System PAR: 0 dB

Medium parameters used (interpolated): $f = 2441$ MHz; $\sigma = 2.016$ mho/m; $\epsilon_r = 50.206$; $\rho = 1000$ kg/m³

Phantom section: Flat Section

Measurement Standard: DASYS5 (IEEE/IEC/ANSI C63.19-2007)

DASY5 Configuration:

- Probe: ES3DV3 - SN3225; ConvF(4.43, 4.43, 4.43); Calibrated: 1/13/2011
 - Modulation Compensation: **Not calibrated**
- Sensor-Surface: 4mm (Mechanical Surface Detection)
- Electronics: DAE4 Sn881; Calibrated: 4/19/2010
- Phantom: SAM 2; Type: SAM 4.0; Serial: 1080
- Measurement SW: DASY52, Version 52.6 (2); SEMCAD X Version 14.4.4 (2829)

Configuration/Body/Area Scan (51x91x1): Measurement grid: dx=15mm, dy=15mm

[Info: Interpolated medium parameters used for SAR evaluation.](#)


Maximum value of SAR (interpolated) = 0.000786 mW/g

Configuration/Body/Zoom Scan (5x5x7) (6x6x7)/Cube 0: Measurement grid: dx=7.5mm, dy=7.5mm, dz=5mm

Reference Value = 0.652 V/m; Power Drift = 1.97 dB


Peak SAR (extrapolated) = 0.000995 W/kg

SAR(1 g) = 8.69e-005 mW/g; SAR(10 g) = 1.61e-005 mW/g


| | | | | |
|-----------------------------------------------------------------------------------|---------------------------------------------------------------------------------------------------------|----------------------------------------------|-----------------------------------------------------------------------|---------------------------------------------------|
|  | Document Appendix C for the BlackBerry® Smartphone Model RDU71CW/RDV71UW SAR Report | | | Page 61(87) |
| | Author Data Andrew Becker | Dates of Test Feb 7 – May 25, 2011 | Test Report No RTS-3933-1105-11B RTS-2580-1106-09 | FCC ID: L6ARDU70CW L6ARDV70UW |

Info: Interpolated medium parameters used for SAR evaluation.

Maximum value of SAR (measured) = 0.000995 mW/g



0 dB = 0.001mW/g

| | | | | |
|-----------------------------------------------------------------------------------|---------------------------------------------------------------------------------------------------------|----------------------------------------------|-----------------------------------------------------------------------|---------------------------------------------------|
|  | Document Appendix C for the BlackBerry® Smartphone Model RDU71CW/RDV71UW SAR Report | | | Page 62(87) |
| | Author Data Andrew Becker | Dates of Test Feb 7 – May 25, 2011 | Test Report No RTS-3933-1105-11B RTS-2580-1106-09 | FCC ID: L6ARDU70CW L6ARDV70UW |

Date/Time: 3/4/2011 1:18:44 AM, Date/Time: 3/4/2011 1:24:36 AM

Test Laboratory: RIM Testing Services

**Vertical_Holster_Back_HS#3_Bluetooth_mid_chan_amb_temp_23.2C_li
q_temp_21.8C**

DUT: BlackBerry Smartphone; Type: Sample ; Serial: 32D4BD0D

Communication System: Bluetooth; Communication System Band: Exported from older format (data unavailable - please correct).; Frequency: 2441 MHz; Communication System PAR: 0 dB

Medium parameters used (interpolated): $f = 2441$ MHz; $\sigma = 2.016$ mho/m; $\epsilon_r = 50.206$; $\rho = 1000$ kg/m³

Phantom section: Flat Section

Measurement Standard: DASY5 (IEEE/IEC/ANSI C63.19-2007)

DASY5 Configuration:

- Probe: ES3DV3 - SN3225; ConvF(4.43, 4.43, 4.43); Calibrated: 1/13/2011
 - Modulation Compensation: **Not calibrated**
- Sensor-Surface: 4mm (Mechanical Surface Detection)
- Electronics: DAE4 Sn881; Calibrated: 4/19/2010
- Phantom: SAM 2; Type: SAM 4.0; Serial: 1080
- Measurement SW: DASY52, Version 52.6 (2); SEMCAD X Version 14.4.4 (2829)

Configuration/Body/Area Scan (51x91x1): Measurement grid: dx=15mm, dy=15mm

[Info: Interpolated medium parameters used for SAR evaluation.](#)


Maximum value of SAR (interpolated) = 0.00018 mW/g

Configuration/Body/Zoom Scan (5x5x7) (6x6x7)/Cube 0: Measurement grid: dx=7.5mm, dy=7.5mm, dz=5mm

Reference Value = 0.843 V/m; Power Drift = 0.88 dB

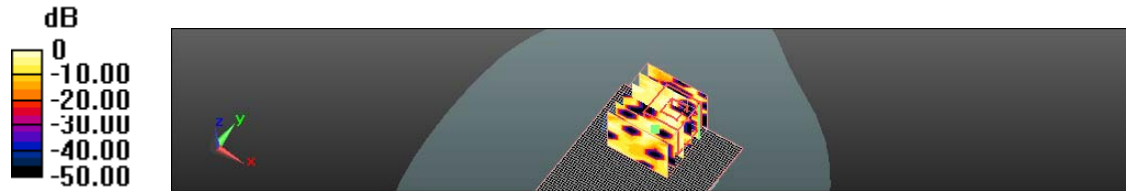
Peak SAR (extrapolated) = 0.00102 W/kg

SAR(1 g) = 0.000123 mW/g; SAR(10 g) = 1.58e-005 mW/g


| | | | | |
|-----------------------------------------------------------------------------------|---------------------------------------------------------------------------------------------------------|----------------------------------------------|-----------------------------------------------------------------------|---------------------------------------------------|
|  | Document Appendix C for the BlackBerry® Smartphone Model RDU71CW/RDV71UW SAR Report | | | Page 63(87) |
| | Author Data Andrew Becker | Dates of Test Feb 7 – May 25, 2011 | Test Report No RTS-3933-1105-11B RTS-2580-1106-09 | FCC ID: L6ARDU70CW L6ARDV70UW |

Info: Interpolated medium parameters used for SAR evaluation.

Maximum value of SAR (measured) = 0.00102 mW/g



0 dB = 0.001mW/g

| | | | | |
|-----------------------------------------------------------------------------------|---------------------------------------------------------------------------------------|-----------------------------------------------|----------------------------------|----------------------------------------|
|  | Document | | | Page |
| | Appendix C for the BlackBerry® Smartphone Model RDU71CW/RDV71UW SAR Report | | | 64(87) |
| Author Data | Dates of Test | Test Report No | FCC ID: | IC ID |
| Andrew Becker | Feb 7 – May 25, 2011 | RTS-3933-1105-11B RTS-2580-1106-09 | L6ARDU70CW L6ARDV70UW | 2503A-RDU70CW 2503A-RDV70UW |

Date/Time: 5/25/2011 2:21:48 PM, Date/Time: 5/25/2011 2:35:40 PM

Test Laboratory: RIM Testing Services

**15mm_Spacer_Back_802.11a_low_band_chan_36_amb_temp_23.2_liq_
temp_22.4C**

DUT: BlackBerry Smartphone; Type: Sample ; Serial: 32E895E6

Communication System: 802.11a ; Communication System Band: Low and Mid Bands;
Frequency: 5180 MHz; Communication System PAR: 0 dB
Medium parameters used: $f = 5180$ MHz; $\sigma = 5.433$ mho/m; $\epsilon_r = 46.596$; $\rho = 1000$ kg/m³
Phantom section: Flat Section
Measurement Standard: DASYS (IEEE/IEC/ANSI C63.19-2007)

DASY5 Configuration:

- Probe: EX3DV4 - SN3548; ConvF(4.79, 4.79, 4.79); Calibrated: 1/20/2011
 - Modulation Compensation: **Not calibrated**
- Sensor-Surface: 2mm (Mechanical Surface Detection)
- Electronics: DAE3 Sn473; Calibrated: 1/21/2011
- Phantom: SAM 2; Type: SAM 4.0; Serial: 1080
- Measurement SW: DASYS2, Version 52.6 (2); SEMCAD X Version 14.4.4 (2829)

Configuration/Touch position - 2/Area Scan (91x131x1): Measurement grid:
dx=10mm, dy=10mm
Maximum value of SAR (interpolated) = 0.171 mW/g

Configuration/Touch position - 2/Zoom Scan (4x4x2.5mm) (9x9x5)/Cube
0: Measurement grid: dx=4mm, dy=4mm, dz=2.5mm
Reference Value = 6.094 V/m; Power Drift = -0.17 dB
Peak SAR (extrapolated) = 0.268 W/kg
SAR(1 g) = 0.085 mW/g; SAR(10 g) = 0.028 mW/g
Maximum value of SAR (measured) = 0.159 mW/g


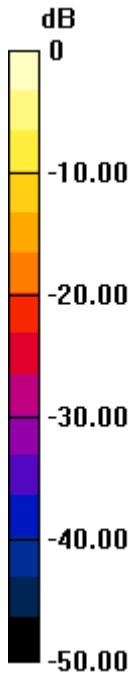
Author Data
Andrew Becker

Dates of Test
Feb 7 – May 25, 2011


Test Report No
RTS-3933-1105-11B
RTS-2580-1106-09

FCC ID:
L6ARDU70CW
L6ARDV70UW

IC ID
2503A-RDU70CW
2503A-RDV70UW



0 dB = 0.160mW/g

| | | | | |
|-----------------------------------------------------------------------------------|---------------------------------------------------------------------------------------------------------|----------------------------------------------|-----------------------------------------------------------------------|---------------------------------------------------|
|  | Document Appendix C for the BlackBerry® Smartphone Model RDU71CW/RDV71UW SAR Report | | | Page 66(87) |
| | Author Data Andrew Becker | Dates of Test Feb 7 – May 25, 2011 | Test Report No RTS-3933-1105-11B RTS-2580-1106-09 | FCC ID: L6ARDU70CW L6ARDV70UW |

Date/Time: 5/25/2011 3:08:20 PM, Date/Time: 5/25/2011 3:21:48 PM

Test Laboratory: RIM Testing Services

**15mm_Spacer_Back_802.11a_mid_band_chan_52_amb_temp_23.0_liq
_temp_22.1C**

DUT: BlackBerry Smartphone; Type: Sample ; Serial: 32E895E6

Communication System: 802.11a ; Communication System Band: Low and Mid Bands;
Frequency: 5260 MHz; Communication System PAR: 0 dB
Medium parameters used: $f = 5260$ MHz; $\sigma = 5.56$ mho/m; $\epsilon_r = 46.305$; $\rho = 1000$ kg/m³
Phantom section: Flat Section
Measurement Standard: DASYS (IEEE/IEC/ANSI C63.19-2007)

DASY5 Configuration:

- Probe: EX3DV4 - SN3548; ConvF(4.79, 4.79, 4.79); Calibrated: 1/20/2011
 - Modulation Compensation: **Not calibrated**
- Sensor-Surface: 2mm (Mechanical Surface Detection)
- Electronics: DAE3 Sn473; Calibrated: 1/21/2011
- Phantom: SAM 2; Type: SAM 4.0; Serial: 1080
- Measurement SW: DASYS2, Version 52.6 (2); SEMCAD X Version 14.4.4 (2829)

Configuration/Touch position - 2/Area Scan (91x131x1): Measurement grid:
dx=10mm, dy=10mm
Maximum value of SAR (interpolated) = 0.190 mW/g

Configuration/Touch position - 2/Zoom Scan (4x4x2.5mm) (9x9x5)/Cube
0: Measurement grid: dx=4mm, dy=4mm, dz=2.5mm
Reference Value = 6.385 V/m; Power Drift = 0.23 dB
Peak SAR (extrapolated) = 0.312 W/kg
SAR(1 g) = 0.098 mW/g; SAR(10 g) = 0.034 mW/g
Maximum value of SAR (measured) = 0.193 mW/g


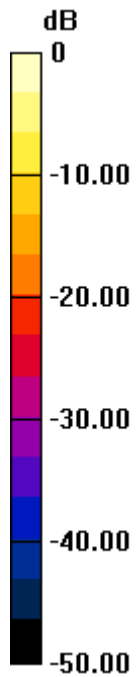
Author Data
Andrew Becker

Dates of Test
Feb 7 – May 25, 2011


Test Report No
**RTS-3933-1105-11B
RTS-2580-1106-09**

FCC ID:
**L6ARDU70CW
L6ARDV70UW**

IC ID
**2503A-RDU70CW
2503A-RDV70UW**



0 dB = 0.190mW/g

| | | | | |
|-----------------------------------------------------------------------------------|---------------------------------------------------------------------------------------------------------|----------------------------------------------|-----------------------------------------------------------------------|---------------------------------------------------|
|  | Document Appendix C for the BlackBerry® Smartphone Model RDU71CW/RDV71UW SAR Report | | | Page 68(87) |
| | Author Data Andrew Becker | Dates of Test Feb 7 – May 25, 2011 | Test Report No RTS-3933-1105-11B RTS-2580-1106-09 | FCC ID: L6ARDU70CW L6ARDV70UW |

Date/Time: 5/25/2011 3:56:17 PM, Date/Time: 5/25/2011 4:09:46 PM

Test Laboratory: RIM Testing Services

15mm_Spacer_Back_802.11a_upper_band_chan_104_amb_temp_23.3
_liq_temp_21.9C

DUT: BlackBerry Smartphone; Type: Sample ; Serial: 32E895E6

Communication System: 802.11a ; Communication System Band: Upper Band;
Frequency: 5520 MHz; Communication System PAR: 0 dB
Medium parameters used: $f = 5520$ MHz; $\sigma = 6.002$ mho/m; $\epsilon_r = 47.104$; $\rho = 1000$ kg/m³
Phantom section: Flat Section
Measurement Standard: DASYS (IEEE/IEC/ANSI C63.19-2007)

DASY5 Configuration:

- Probe: EX3DV4 - SN3548; ConvF(4.29, 4.29, 4.29); Calibrated: 1/20/2011
 - Modulation Compensation: **Not calibrated**
- Sensor-Surface: 2mm (Mechanical Surface Detection)
- Electronics: DAE3 Sn473; Calibrated: 1/21/2011
- Phantom: SAM 2; Type: SAM 4.0; Serial: 1080
- Measurement SW: DASYS2, Version 52.6 (2); SEMCAD X Version 14.4.4 (2829)

Configuration/Touch position - 2/Area Scan (91x131x1): Measurement grid:
dx=10mm, dy=10mm
Maximum value of SAR (interpolated) = 0.241 mW/g

Configuration/Touch position - 2/Zoom Scan (4x4x2.5mm) (9x9x5)/Cube
0: Measurement grid: dx=4mm, dy=4mm, dz=2.5mm
Reference Value = 6.685 V/m; Power Drift = -0.11 dB
Peak SAR (extrapolated) = 0.413 W/kg
SAR(1 g) = 0.125 mW/g; SAR(10 g) = 0.045 mW/g
Maximum value of SAR (measured) = 0.240 mW/g


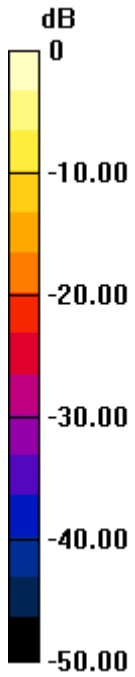
Author Data
Andrew Becker

Dates of Test
Feb 7 – May 25, 2011


Test Report No
**RTS-3933-1105-11B
RTS-2580-1106-09**

FCC ID:
**L6ARDU70CW
L6ARDV70UW**

IC ID
**2503A-RDU70CW
2503A-RDV70UW**



0 dB = 0.240mW/g

| | | | | |
|-----------------------------------------------------------------------------------|---------------------------------------------------------------------------------------------------------|----------------------------------------------|-----------------------------------------------------------------------|---------------------------------------------------|
|  | Document Appendix C for the BlackBerry® Smartphone Model RDU71CW/RDV71UW SAR Report | | | Page 70(87) |
| | Author Data Andrew Becker | Dates of Test Feb 7 – May 25, 2011 | Test Report No RTS-3933-1105-11B RTS-2580-1106-09 | FCC ID: L6ARDU70CW L6ARDV70UW |

Date/Time: 5/25/2011 4:50:30 PM, Date/Time: 5/25/2011 5:04:00 PM

Test Laboratory: RIM Testing Services

15mm_Spacer_Back_802.11a_upper_band_chan_149_amb_temp_23.4
_liq_temp_22.0C

DUT: BlackBerry Smartphone; Type: Sample ; Serial: 32E895E6

Communication System: 802.11a ; Communication System Band: Low and Mid Bands;
Frequency: 5745 MHz; Communication System PAR: 0 dB
Medium parameters used: $f = 5745 \text{ MHz}$; $\sigma = 6.37 \text{ mho/m}$; $\epsilon_r = 45.121$; $\rho = 1000 \text{ kg/m}^3$
Phantom section: Flat Section
Measurement Standard: DASYS (IEEE/IEC/ANSI C63.19-2007)

DASY5 Configuration:

- Probe: EX3DV4 - SN3548; ConvF(4.08, 4.08, 4.08); Calibrated: 1/20/2011
 - Modulation Compensation: **Not calibrated**
- Sensor-Surface: 2mm (Mechanical Surface Detection)
- Electronics: DAE3 Sn473; Calibrated: 1/21/2011
- Phantom: SAM 2; Type: SAM 4.0; Serial: 1080
- Measurement SW: DASYS2, Version 52.6 (2); SEMCAD X Version 14.4.4 (2829)

Configuration/Touch position - 2/Area Scan (91x131x1): Measurement grid:
dx=10mm, dy=10mm
Maximum value of SAR (interpolated) = 0.185 mW/g

Configuration/Touch position - 2/Zoom Scan (4x4x2.5mm) (9x9x5)/Cube
0: Measurement grid: dx=4mm, dy=4mm, dz=2.5mm
Reference Value = 5.405 V/m; Power Drift = 0.03 dB
Peak SAR (extrapolated) = 0.277 W/kg
SAR(1 g) = 0.085 mW/g; SAR(10 g) = 0.029 mW/g
Maximum value of SAR (measured) = 0.168 mW/g


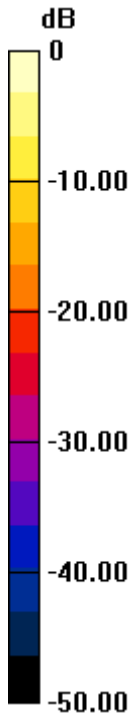
Author Data
Andrew Becker

Dates of Test
Feb 7 – May 25, 2011


Test Report No
**RTS-3933-1105-11B
RTS-2580-1106-09**

FCC ID:
**L6ARDU70CW
L6ARDV70UW**

IC ID
**2503A-RDU70CW
2503A-RDV70UW**



0 dB = 0.170mW/g

| | | | | |
|-----------------------------------------------------------------------------------|----------------------------------------------------------------------------------------------------|----------------------------------------------|------------------------------------------------------------------|----------------------------------------------|
|  | Document Appendix C for the BlackBerry® Smartphone Model RDU71CW/RDV71UW SAR Report | | | Page 72(87) |
| | Author Data Andrew Becker | Dates of Test Feb 7 – May 25, 2011 | Test Report No RTS-3933-1105-11B RTS-2580-1106-09 | FCC ID: L6ARDU70CW L6ARDV70UW |

Date/Time: 5/25/2011 5:32:01 PM, Date/Time: 5/25/2011 5:45:26 PM

Test Laboratory: RIM Testing Services

**Vertical_Holster_Back_802.11a_upper_band_chan_104_amb_temp_23.
4_liq_temp_22.1C**

DUT: BlackBerry Smartphone; Type: Sample ; Serial: 32E895E6


Communication System: 802.11a ; Communication System Band: Low and Mid Bands;
Frequency: 5520 MHz; Communication System PAR: 0 dB
Medium parameters used: $f = 5520$ MHz; $\sigma = 6.002$ mho/m; $\epsilon_r = 47.104$; $\rho = 1000$ kg/m³
Phantom section: Flat Section
Measurement Standard: DASYS (IEEE/IEC/ANSI C63.19-2007)


DASY5 Configuration:

- Probe: EX3DV4 - SN3548; ConvF(4.29, 4.29, 4.29); Calibrated: 1/20/2011
 - Modulation Compensation: **Not calibrated**
- Sensor-Surface: 2mm (Mechanical Surface Detection)
- Electronics: DAE3 Sn473; Calibrated: 1/21/2011
- Phantom: SAM 2; Type: SAM 4.0; Serial: 1080
- Measurement SW: DASY52, Version 52.6 (2); SEMCAD X Version 14.4.4 (2829)


Configuration/Touch position - 2/Area Scan (91x131x1): Measurement grid:
dx=10mm, dy=10mm
Maximum value of SAR (interpolated) = 0.193 mW/g

Configuration/Touch position - 2/Zoom Scan (4x4x2.5mm) (9x9x5)/Cube
0: Measurement grid: dx=4mm, dy=4mm, dz=2.5mm
Reference Value = 5.547 V/m; Power Drift = -0.20 dB
Peak SAR (extrapolated) = 0.762 W/kg
SAR(1 g) = 0.101 mW/g; SAR(10 g) = 0.037 mW/g
Maximum value of SAR (measured) = 0.194 mW/g

| | | | | |
|-----------------------------------------------------------------------------------|---------------------------------------------------------------------------------------------------------|----------------------------------------------|-----------------------------------------------------------------------|---------------------------------------------------|
|  | Document Appendix C for the BlackBerry® Smartphone Model RDU71CW/RDV71UW SAR Report | | | Page 73(87) |
| | Author Data Andrew Becker | Dates of Test Feb 7 – May 25, 2011 | Test Report No RTS-3933-1105-11B RTS-2580-1106-09 | FCC ID: L6ARDU70CW L6ARDV70UW |



0 dB = 0.190mW/g

| | | | | |
|-----------------------------------------------------------------------------------|---------------------------------------------------------------------------------------|-----------------------------------------------|----------------------------------|----------------------------------------|
|  | Document | | | Page |
| | Appendix C for the BlackBerry® Smartphone Model RDU71CW/RDV71UW SAR Report | | | 74(87) |
| Author Data | Dates of Test | Test Report No | FCC ID: | IC ID |
| Andrew Becker | Feb 7 – May 25, 2011 | RTS-3933-1105-11B RTS-2580-1106-09 | L6ARDU70CW L6ARDV70UW | 2503A-RDU70CW 2503A-RDV70UW |

Date/Time: 5/25/2011 6:22:13 PM, Date/Time: 5/25/2011 6:35:42 PM

Test Laboratory: RIM Testing Services

**15mm_Spacer_Front_802.11a_upper_band_chan_104_amb_temp_23.5
_liq_temp_22.2C**

DUT: BlackBerry Smartphone; Type: Sample ; Serial: 32E895E6

Communication System: 802.11a ; Communication System Band: Low and Mid Bands;
Frequency: 5520 MHz; Communication System PAR: 0 dB
Medium parameters used: $f = 5520$ MHz; $\sigma = 6.002$ mho/m; $\epsilon_r = 47.104$; $\rho = 1000$ kg/m³
Phantom section: Flat Section
Measurement Standard: DASYS (IEEE/IEC/ANSI C63.19-2007)

DASY5 Configuration:

- Probe: EX3DV4 - SN3548; ConvF(4.29, 4.29, 4.29); Calibrated: 1/20/2011
 - Modulation Compensation: **Not calibrated**
- Sensor-Surface: 2mm (Mechanical Surface Detection)
- Electronics: DAE3 Sn473; Calibrated: 1/21/2011
- Phantom: SAM 2; Type: SAM 4.0; Serial: 1080
- Measurement SW: DASYS2, Version 52.6 (2); SEMCAD X Version 14.4.4 (2829)

Configuration/Touch position - 2/Area Scan (91x131x1): Measurement grid:
dx=10mm, dy=10mm
Maximum value of SAR (interpolated) = 0.016 mW/g

Configuration/Touch position - 2/Zoom Scan (4x4x2.5mm) (9x9x5)/Cube
0: Measurement grid: dx=4mm, dy=4mm, dz=2.5mm
Reference Value = 1.641 V/m; Power Drift = 1.65 dB
Peak SAR (extrapolated) = 0.103 W/kg
SAR(1 g) = 0.00965 mW/g; SAR(10 g) = 0.00171 mW/g
Maximum value of SAR (measured) = 0.020 mW/g


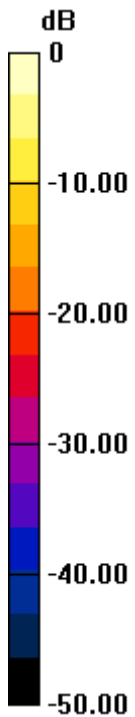
Author Data
Andrew Becker

Dates of Test
Feb 7 – May 25, 2011


Test Report No
**RTS-3933-1105-11B
RTS-2580-1106-09**

FCC ID:
**L6ARDU70CW
L6ARDV70UW**

IC ID
**2503A-RDU70CW
2503A-RDV70UW**



0 dB = 0.020mW/g

| | | | | |
|-----------------------------------------------------------------------------------|---------------------------------------------------------------------------------------|-----------------------------------------------|----------------------------------|----------------------------------------|
|  | Document | | | Page |
| | Appendix C for the BlackBerry® Smartphone Model RDU71CW/RDV71UW SAR Report | | | 76(87) |
| Author Data | Dates of Test | Test Report No | FCC ID: | IC ID |
| Andrew Becker | Feb 7 – May 25, 2011 | RTS-3933-1105-11B RTS-2580-1106-09 | L6ARDU70CW L6ARDV70UW | 2503A-RDU70CW 2503A-RDV70UW |

Date/Time: 5/25/2011 7:04:03 PM, Date/Time: 5/25/2011 7:17:33 PM

Test Laboratory: RIM Testing Services

**15mm_Spacer_Back_Headset_802.11a_upper_band_chan_104_amb_tem
p_23.5_liq_temp_22.2C**

DUT: BlackBerry Smartphone; Type: Sample ; Serial: 32E895E6

Communication System: 802.11a ; Communication System Band: Low and Mid Bands;
Frequency: 5520 MHz; Communication System PAR: 0 dB
Medium parameters used: $f = 5520$ MHz; $\sigma = 6.002$ mho/m; $\epsilon_r = 47.104$; $\rho = 1000$ kg/m³
Phantom section: Flat Section
Measurement Standard: DASYS (IEEE/IEC/ANSI C63.19-2007)

DASY5 Configuration:

- Probe: EX3DV4 - SN3548; ConvF(4.29, 4.29, 4.29); Calibrated: 1/20/2011
 - Modulation Compensation: **Not calibrated**
- Sensor-Surface: 2mm (Mechanical Surface Detection)
- Electronics: DAE3 Sn473; Calibrated: 1/21/2011
- Phantom: SAM 2; Type: SAM 4.0; Serial: 1080
- Measurement SW: DASYS2, Version 52.6 (2); SEMCAD X Version 14.4.4 (2829)

Configuration/Touch position - 2/Area Scan (91x131x1): Measurement grid:
dx=10mm, dy=10mm
Maximum value of SAR (interpolated) = 0.249 mW/g

Configuration/Touch position - 2/Zoom Scan (4x4x2.5mm) (9x9x5)/Cube
0: Measurement grid: dx=4mm, dy=4mm, dz=2.5mm
Reference Value = 7.172 V/m; Power Drift = 0.09 dB
Peak SAR (extrapolated) = 1.197 W/kg
SAR(1 g) = 0.124 mW/g; SAR(10 g) = 0.043 mW/g
Maximum value of SAR (measured) = 0.238 mW/g


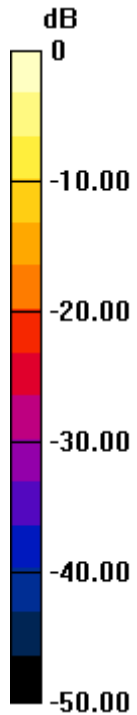
Author Data
Andrew Becker

Dates of Test
Feb 7 – May 25, 2011


Test Report No
RTS-3933-1105-11B
RTS-2580-1106-09

FCC ID:
L6ARDU70CW
L6ARDV70UW

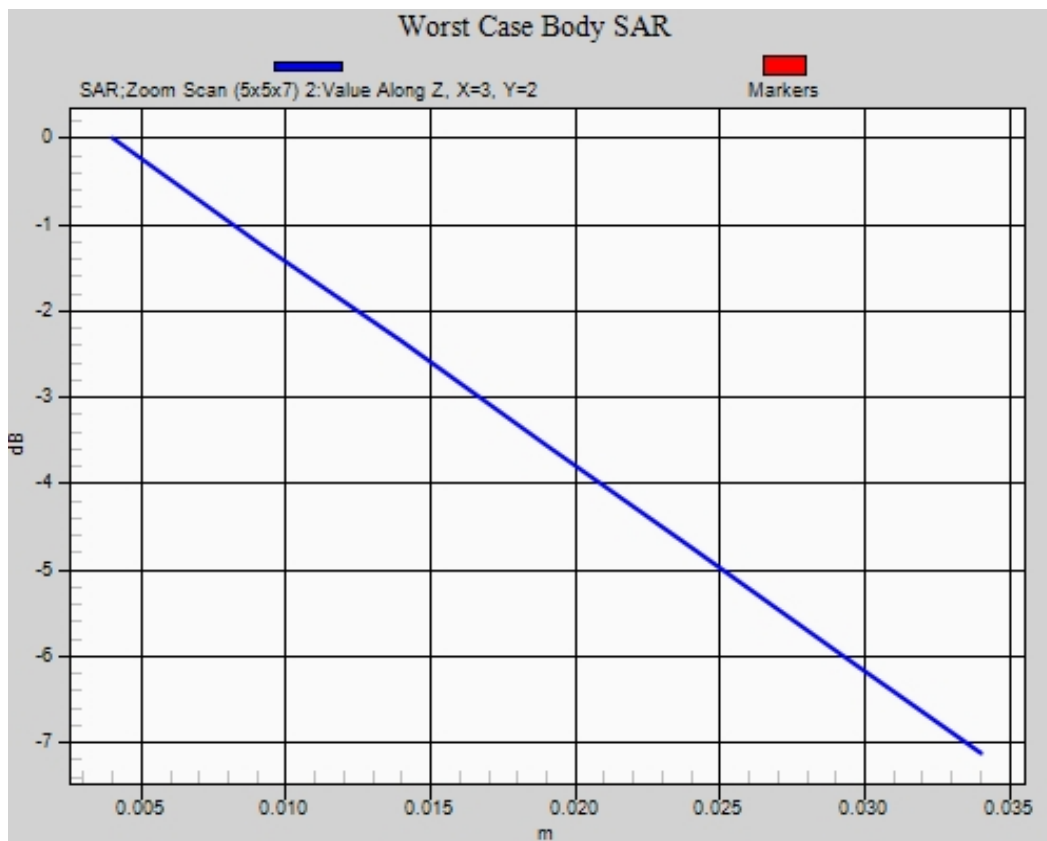
IC ID
2503A-RDU70CW
2503A-RDV70UW




0 dB = 0.240mW/g

| | | | | |
|-----------------------------------------------------------------------------------|---------------------------------------------------------------------------------------------------------|----------------------------------------------|-----------------------------------------------------------------------|---------------------------------------------------|
|  | Document Appendix C for the BlackBerry® Smartphone Model RDU71CW/RDV71UW SAR Report | | | Page 78(87) |
| | Author Data Andrew Becker | Dates of Test Feb 7 – May 25, 2011 | Test Report No RTS-3933-1105-11B RTS-2580-1106-09 | FCC ID: L6ARDU70CW L6ARDV70UW |

Z axis plot for the worst case body configuration:



| | | | | |
|-----------------------------------------------------------------------------------|----------------------------------------------------------------------------------------------------|----------------------------------------------|------------------------------------------------------------------|----------------------------------------------|
|  | Document Appendix C for the BlackBerry® Smartphone Model RDU71CW/RDV71UW SAR Report | | | Page 79(87) |
| | Author Data Andrew Becker | Dates of Test Feb 7 – May 25, 2011 | Test Report No RTS-3933-1105-11B RTS-2580-1106-09 | FCC ID: L6ARDU70CW L6ARDV70UW |

Date/Time: 4/13/2011 8:54:45 PM, Date/Time: 4/13/2011 9:00:03 PM

Test Laboratory: RIM Testing Services

**15mm_Spacer_Back_UMTS_band_IV_mid_chan_amb_temp_23.9_liq_tem
mp_22.4C**

DUT: BlackBerry Smartphone; Type: Sample ; Serial: 273081C5

Communication System: WCDMA FDD IV; Frequency: 1732.6 MHz; Communication System PAR: 0 dB

Medium parameters used (interpolated): $f = 1732.6$ MHz; $\sigma = 1.351$ mho/m; $\epsilon_r = 52.572$; $\rho = 1000$ kg/m³

Phantom section: Flat Section

Measurement Standard: DASY5 (IEEE/IEC/ANSI C63.19-2007)

DASY5 Configuration:

- Probe: ES3DV3 - SN3225; ConvF(4.88, 4.88, 4.88); Calibrated: 1/13/2011
 - Modulation Compensation: **Not calibrated**
- Sensor-Surface: 4mm (Mechanical Surface Detection)
- Electronics: DAE3 Sn473; Calibrated: 1/21/2011
- Phantom: SAM 2; Type: SAM 4.0; Serial: 1080
- Measurement SW: DASY52, Version 52.6 (2); SEMCAD X Version 14.4.4 (2829)

Configuration/Touch position -/Area Scan (51x81x1): Measurement grid: dx=15mm, dy=15mm

[Info: Interpolated medium parameters used for SAR evaluation.](#)

Maximum value of SAR (interpolated) = 0.561 mW/g


Configuration/Touch position -/Zoom Scan (5x5x7) (5x5x7)/Cube 0:

Measurement grid: dx=7.5mm, dy=7.5mm, dz=5mm

Reference Value = 12.330 V/m; Power Drift = -0.17 dB


Peak SAR (extrapolated) = 0.771 W/kg

SAR(1 g) = 0.498 mW/g; SAR(10 g) = 0.308 mW/g


| | | | | |
|-----------------------------------------------------------------------------------|---------------------------------------------------------------------------------------------------------|----------------------------------------------|-----------------------------------------------------------------------|---------------------------------------------------|
|  | Document Appendix C for the BlackBerry® Smartphone Model RDU71CW/RDV71UW SAR Report | | | Page 80(87) |
| | Author Data Andrew Becker | Dates of Test Feb 7 – May 25, 2011 | Test Report No RTS-3933-1105-11B RTS-2580-1106-09 | FCC ID: L6ARDU70CW L6ARDV70UW |

Info: Interpolated medium parameters used for SAR evaluation.

Maximum value of SAR (measured) = 0.536 mW/g



0 dB = 0.540mW/g

| | | | | |
|-----------------------------------------------------------------------------------|----------------------------------------------------------------------------------------------------|----------------------------------------------|------------------------------------------------------------------|----------------------------------------------|
|  | Document Appendix C for the BlackBerry® Smartphone Model RDU71CW/RDV71UW SAR Report | | | Page 81(87) |
| | Author Data Andrew Becker | Dates of Test Feb 7 – May 25, 2011 | Test Report No RTS-3933-1105-11B RTS-2580-1106-09 | FCC ID: L6ARDU70CW L6ARDV70UW |

Date/Time: 4/13/2011 9:07:15 PM, Date/Time: 4/13/2011 9:12:35 PM

Test Laboratory: RIM Testing Services

Vertical_Holster_Back_UMTS_band_IV_mid_chan_amb_temp_23.9_liq_t emp_22.5C

DUT: BlackBerry Smartphone; Type: Sample ; Serial: 273081C5

Communication System: WCDMA FDD IV; Frequency: 1732.6 MHz; Communication System PAR: 0 dB

Medium parameters used (interpolated): $f = 1732.6$ MHz; $\sigma = 1.351$ mho/m; $\epsilon_r = 52.572$; $\rho = 1000$ kg/m³

Phantom section: Flat Section

Measurement Standard: DASYS (IEEE/IEC/ANSI C63.19-2007)

DASY5 Configuration:

- Probe: ES3DV3 - SN3225; ConvF(4.88, 4.88, 4.88); Calibrated: 1/13/2011
 - Modulation Compensation: **Not calibrated**
- Sensor-Surface: 4mm (Mechanical Surface Detection)
- Electronics: DAE3 Sn473; Calibrated: 1/21/2011
- Phantom: SAM 2; Type: SAM 4.0; Serial: 1080
- Measurement SW: DASY52, Version 52.6 (2); SEMCAD X Version 14.4.4 (2829)

Configuration/Touch position -/Area Scan (51x81x1): Measurement grid: dx=15mm, dy=15mm

[Info: Interpolated medium parameters used for SAR evaluation.](#)

Maximum value of SAR (interpolated) = 0.397 mW/g


Configuration/Touch position -/Zoom Scan (5x5x7) (5x5x7)/Cube 0:

Measurement grid: dx=7.5mm, dy=7.5mm, dz=5mm

Reference Value = 10.486 V/m; Power Drift = -0.03 dB

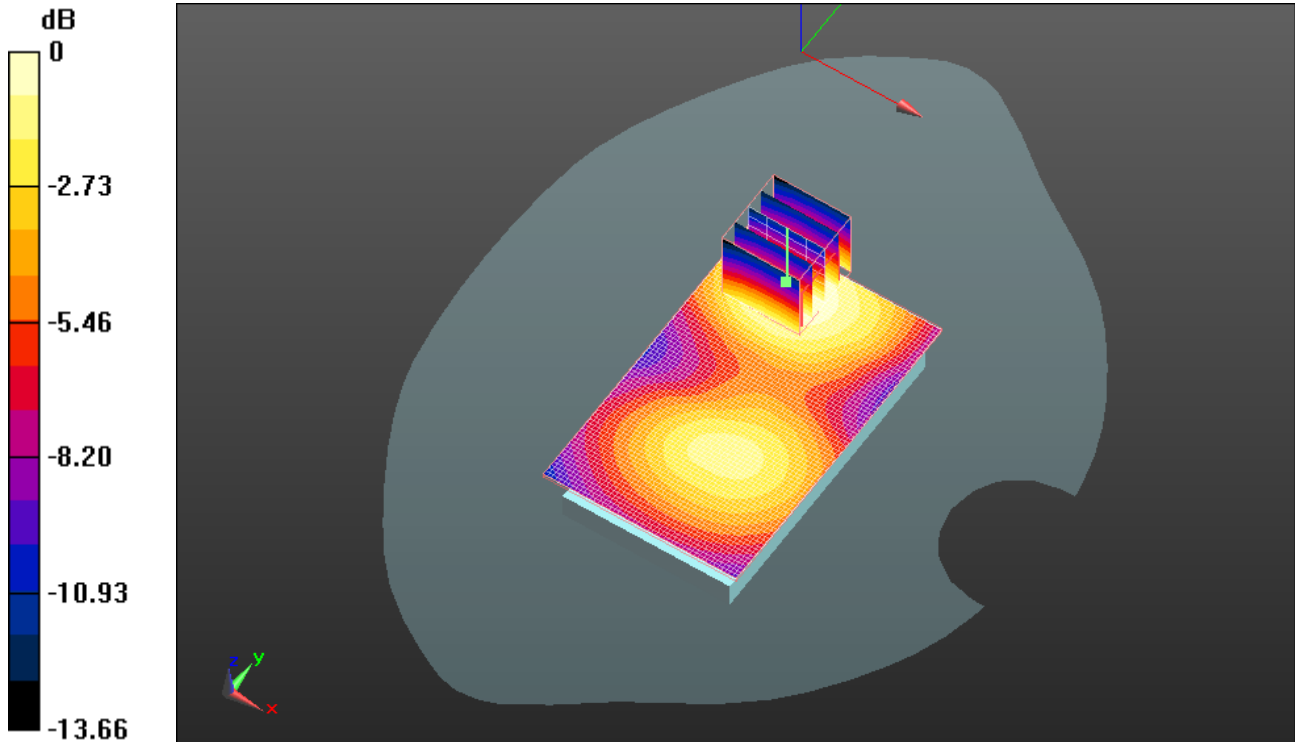
Peak SAR (extrapolated) = 0.541 W/kg

SAR(1 g) = 0.361 mW/g; SAR(10 g) = 0.230 mW/g


| | | | | |
|-----------------------------------------------------------------------------------|---------------------------------------------------------------------------------------------------------|----------------------------------------------|-----------------------------------------------------------------------|---------------------------------------------------|
|  | Document Appendix C for the BlackBerry® Smartphone Model RDU71CW/RDV71UW SAR Report | | | Page 82(87) |
| | Author Data Andrew Becker | Dates of Test Feb 7 – May 25, 2011 | Test Report No RTS-3933-1105-11B RTS-2580-1106-09 | FCC ID: L6ARDU70CW L6ARDV70UW |

Info: Interpolated medium parameters used for SAR evaluation.

Maximum value of SAR (measured) = 0.390 mW/g



0 dB = 0.390mW/g

| | | | | |
|-----------------------------------------------------------------------------------|---------------------------------------------------------------------------------------------------------|----------------------------------------------|-----------------------------------------------------------------------|---------------------------------------------------|
|  | Document Appendix C for the BlackBerry® Smartphone Model RDU71CW/RDV71UW SAR Report | | | Page 83(87) |
| | Author Data Andrew Becker | Dates of Test Feb 7 – May 25, 2011 | Test Report No RTS-3933-1105-11B RTS-2580-1106-09 | FCC ID: L6ARDU70CW L6ARDV70UW |

Date/Time: 4/13/2011 9:25:15 PM, Date/Time: 4/13/2011 9:30:33 PM

Test Laboratory: RIM Testing Services

**15mm_Spacer_Front_UMTS_band_IV_mid_chan_amb_temp_23.9_liq_t
emp_22.5C**

DUT: BlackBerry Smartphone; Type: Sample ; Serial: 273081C5

Communication System: WCDMA FDD IV; Frequency: 1732.6 MHz; Communication System PAR: 0 dB

Medium parameters used (interpolated): $f = 1732.6$ MHz; $\sigma = 1.351$ mho/m; $\epsilon_r = 52.572$; $\rho = 1000$ kg/m³

Phantom section: Flat Section

Measurement Standard: DASYS (IEEE/IEC/ANSI C63.19-2007)

DASY5 Configuration:

- Probe: ES3DV3 - SN3225; ConvF(4.88, 4.88, 4.88); Calibrated: 1/13/2011
 - Modulation Compensation: **Not calibrated**
- Sensor-Surface: 4mm (Mechanical Surface Detection)
- Electronics: DAE3 Sn473; Calibrated: 1/21/2011
- Phantom: SAM 2; Type: SAM 4.0; Serial: 1080
- Measurement SW: DASYS2, Version 52.6 (2); SEMCAD X Version 14.4.4 (2829)

Configuration/Touch position -/Area Scan (51x81x1): Measurement grid: dx=15mm, dy=15mm

[Info: Interpolated medium parameters used for SAR evaluation.](#)

Maximum value of SAR (interpolated) = 0.371 mW/g


Configuration/Touch position -/Zoom Scan (5x5x7) (5x5x7)/Cube 0:

Measurement grid: dx=7.5mm, dy=7.5mm, dz=5mm

Reference Value = 12.220 V/m; Power Drift = 0.0098 dB

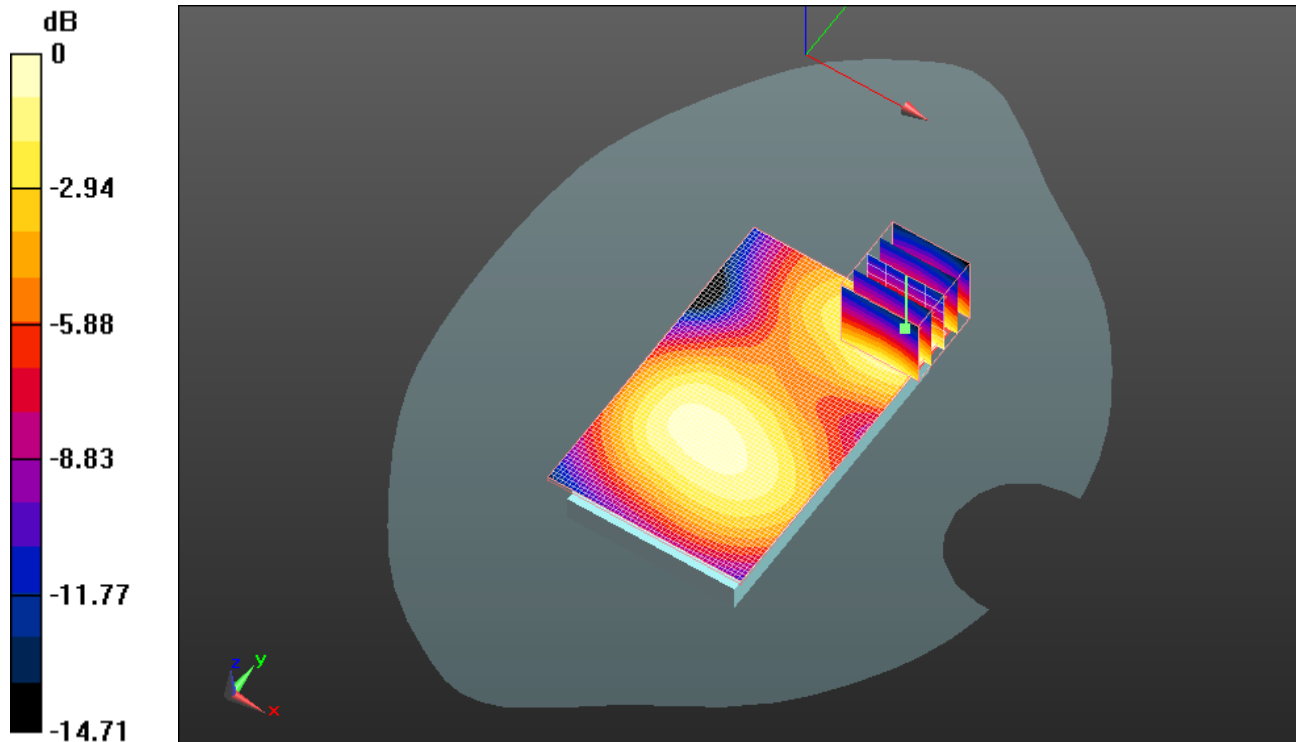
Peak SAR (extrapolated) = 0.537 W/kg

SAR(1 g) = 0.346 mW/g; SAR(10 g) = 0.210 mW/g


| | | | | |
|-----------------------------------------------------------------------------------|---------------------------------------------------------------------------------------------------------|----------------------------------------------|-----------------------------------------------------------------------|---------------------------------------------------|
|  | Document Appendix C for the BlackBerry® Smartphone Model RDU71CW/RDV71UW SAR Report | | | Page 84(87) |
| | Author Data Andrew Becker | Dates of Test Feb 7 – May 25, 2011 | Test Report No RTS-3933-1105-11B RTS-2580-1106-09 | FCC ID: L6ARDU70CW L6ARDV70UW |

Info: Interpolated medium parameters used for SAR evaluation.

Maximum value of SAR (measured) = 0.378 mW/g



0 dB = 0.380mW/g

| | | | | |
|-----------------------------------------------------------------------------------|---------------------------------------------------------------------------------------------------------|----------------------------------------------|-----------------------------------------------------------------------|---------------------------------------------------|
|  | Document Appendix C for the BlackBerry® Smartphone Model RDU71CW/RDV71UW SAR Report | | | Page 85(87) |
| | Author Data Andrew Becker | Dates of Test Feb 7 – May 25, 2011 | Test Report No RTS-3933-1105-11B RTS-2580-1106-09 | FCC ID: L6ARDU70CW L6ARDV70UW |

Date/Time: 4/13/2011 9:41:09 PM, Date/Time: 4/13/2011 9:46:29 PM

Test Laboratory: RIM Testing Services

15mm_Spacer_Back_Headset_UMTS_band_IV_mid_chan_amb_temp_2 3.9_liq_temp_22.5C

DUT: BlackBerry Smartphone; Type: Sample ; Serial: 273081C5

Communication System: WCDMA FDD IV; Frequency: 1732.6 MHz; Communication System PAR: 0 dB

Medium parameters used (interpolated): $f = 1732.6$ MHz; $\sigma = 1.351$ mho/m; $\epsilon_r = 52.572$; $\rho = 1000$ kg/m³

Phantom section: Flat Section

Measurement Standard: DASYS (IEEE/IEC/ANSI C63.19-2007)

DASY5 Configuration:

- Probe: ES3DV3 - SN3225; ConvF(4.88, 4.88, 4.88); Calibrated: 1/13/2011
 - Modulation Compensation: **Not calibrated**
- Sensor-Surface: 4mm (Mechanical Surface Detection)
- Electronics: DAE3 Sn473; Calibrated: 1/21/2011
- Phantom: SAM 2; Type: SAM 4.0; Serial: 1080
- Measurement SW: DASYS2, Version 52.6 (2); SEMCAD X Version 14.4.4 (2829)

Configuration/Touch position -/Area Scan (51x81x1): Measurement grid: dx=15mm, dy=15mm

[Info: Interpolated medium parameters used for SAR evaluation.](#)

Maximum value of SAR (interpolated) = 0.530 mW/g


Configuration/Touch position -/Zoom Scan (5x5x7) (5x5x7)/Cube 0:

Measurement grid: dx=7.5mm, dy=7.5mm, dz=5mm

Reference Value = 12.360 V/m; Power Drift = 0.02 dB


Peak SAR (extrapolated) = 0.753 W/kg

SAR(1 g) = 0.491 mW/g; SAR(10 g) = 0.300 mW/g


| | | | | |
|-----------------------------------------------------------------------------------|---------------------------------------------------------------------------------------------------------|----------------------------------------------|-----------------------------------------------------------------------|---------------------------------------------------|
|  | Document Appendix C for the BlackBerry® Smartphone Model RDU71CW/RDV71UW SAR Report | | | Page 86(87) |
| | Author Data Andrew Becker | Dates of Test Feb 7 – May 25, 2011 | Test Report No RTS-3933-1105-11B RTS-2580-1106-09 | FCC ID: L6ARDU70CW L6ARDV70UW |

Info: Interpolated medium parameters used for SAR evaluation.

Maximum value of SAR (measured) = 0.539 mW/g



0 dB = 0.540mW/g

| | | | | |
|-----------------------------------------------------------------------------------|---------------------------------------------------------------------------------------------------------|----------------------------------------------|-----------------------------------------------------------------------|---------------------------------------------------|
|  | Document Appendix C for the BlackBerry® Smartphone Model RDU71CW/RDV71UW SAR Report | | | Page 87(87) |
| | Author Data Andrew Becker | Dates of Test Feb 7 – May 25, 2011 | Test Report No RTS-3933-1105-11B RTS-2580-1106-09 | FCC ID: L6ARDU70CW L6ARDV70UW |

Z axis plot for the worst case body configuration:

