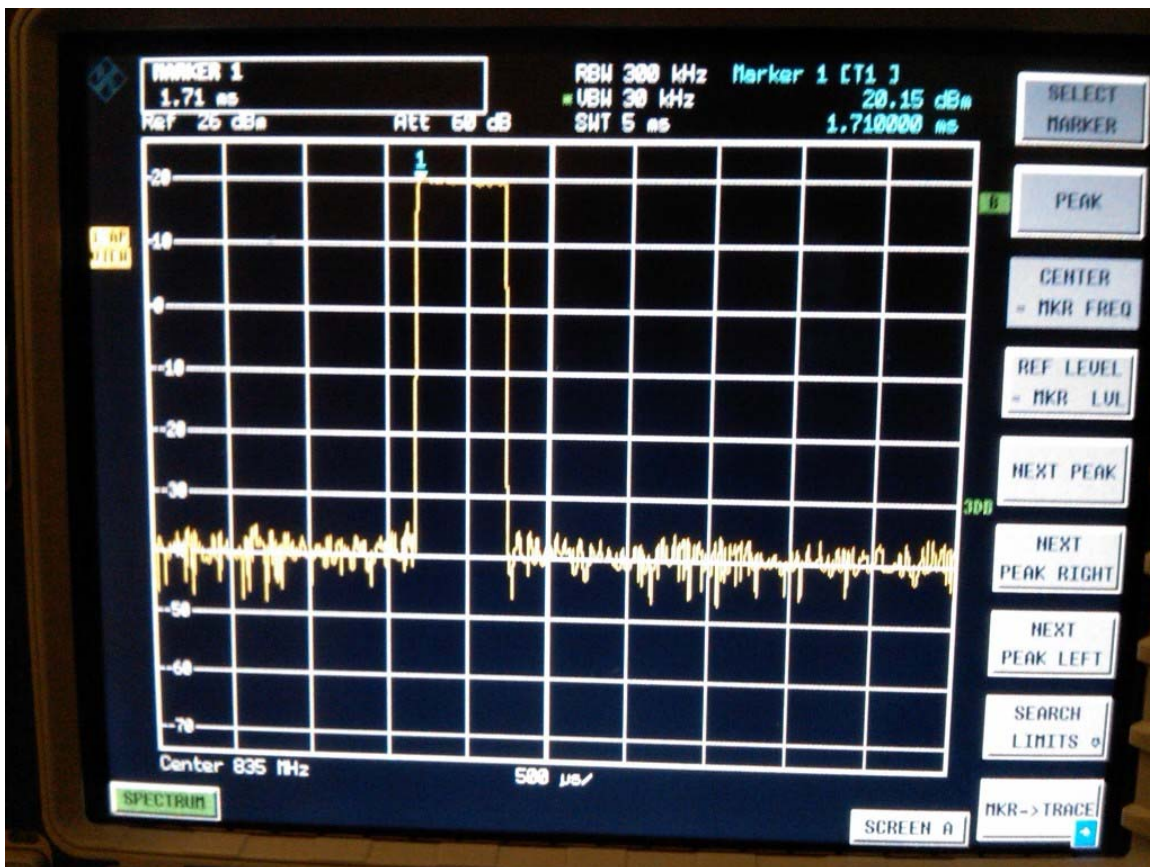

	Document <b>Annex A to Hearing Aid Compatibility RF Emissions Test Report for the BlackBerry® Smartphone model RDU71CW/RDV71UW</b>		Page <b>1 (179)</b>
	Author Data <b>Daoud Attayi</b>	Dates of Test <b>Mar. 22-23, Apr. 28, 2011</b>	Report No <b>RTS-3933-1104-55C RTS-2580-1106-41</b>

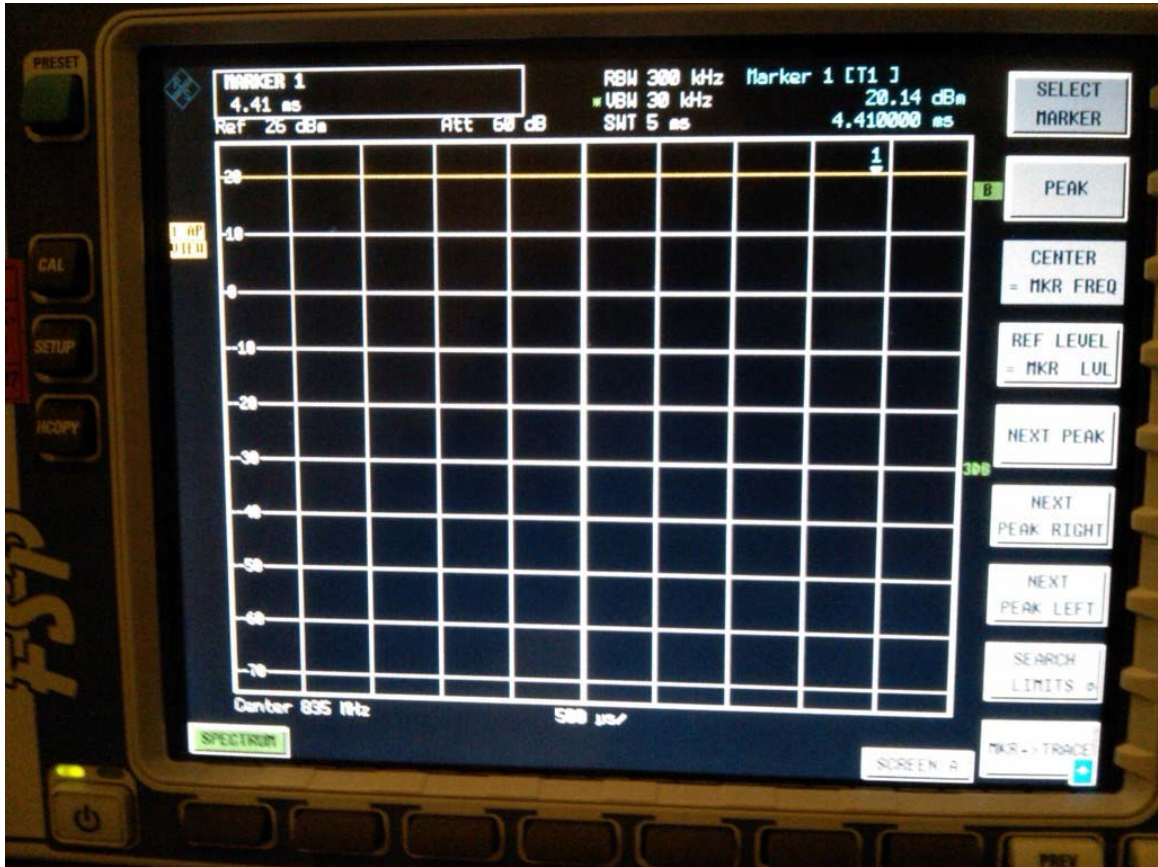
## Annex A: Measurement data and plots

### A.1 Spectrum analyser plots: GSM/CDMA/UMTS, CW, 80%AM, signals




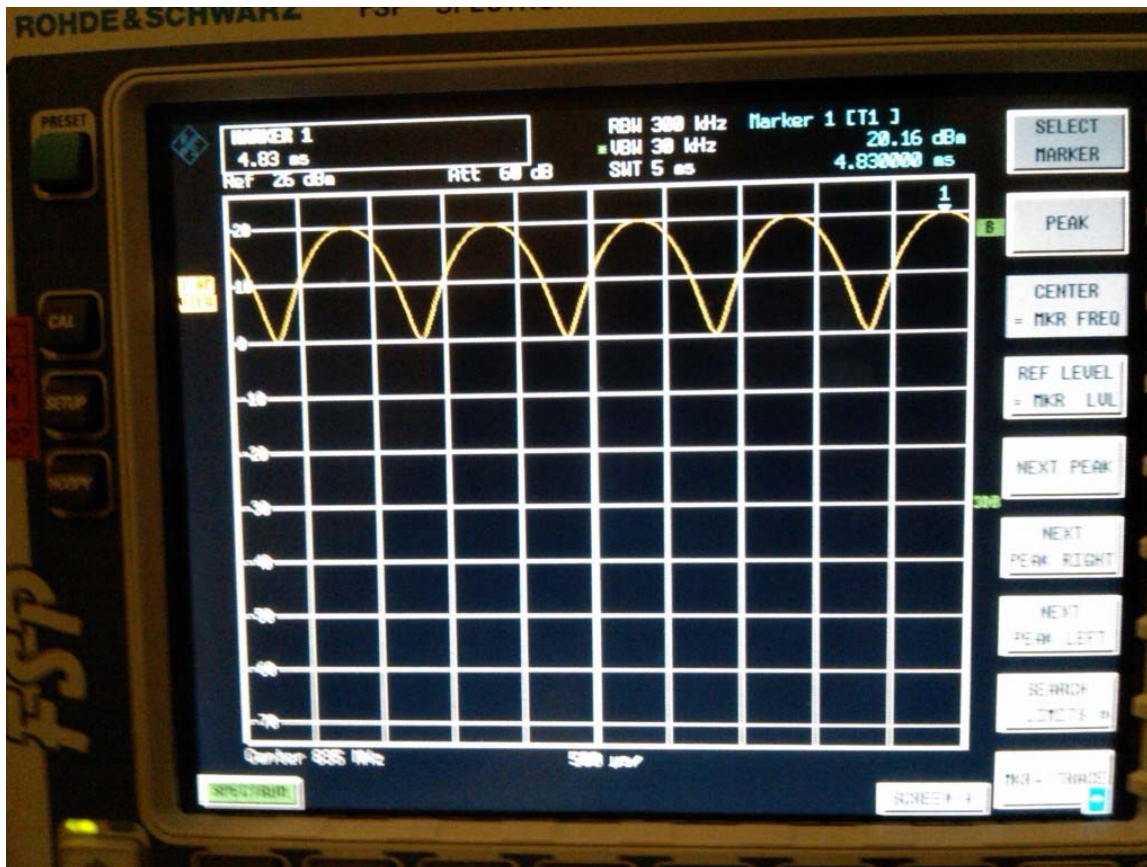
GSM 835 MHz

	Document <b>Annex A to Hearing Aid Compatibility RF Emissions Test Report for the BlackBerry® Smartphone model RDU71CW/RDV71UW</b>		Page <b>2 (179)</b>
	Author Data <b>Daoud Attayi</b>	Dates of Test <b>Mar. 22-23, Apr. 28, 2011</b>	Report No <b>RTS-3933-1104-55C RTS-2580-1106-41</b>




CW 835 MHz

	Document <b>Annex A to Hearing Aid Compatibility RF Emissions Test Report for the BlackBerry® Smartphone model RDU71CW/RDV71UW</b>		Page <b>3 (179)</b>
	Author Data <b>Daoud Attayi</b>	Dates of Test <b>Mar. 22-23, Apr. 28, 2011</b>	Report No <b>RTS-3933-1104-55C RTS-2580-1106-41</b>




AM 80% 835 MHz



	Document <b>Annex A to Hearing Aid Compatibility RF Emissions Test Report for the BlackBerry® Smartphone model RDU71CW/RDV71UW</b>		Page <b>4 (179)</b>
	Author Data <b>Daoud Attayi</b>	Dates of Test <b>Mar. 22-23, Apr. 28, 2011</b>	Report No <b>RTS-3933-1104-55C RTS-2580-1106-41</b>




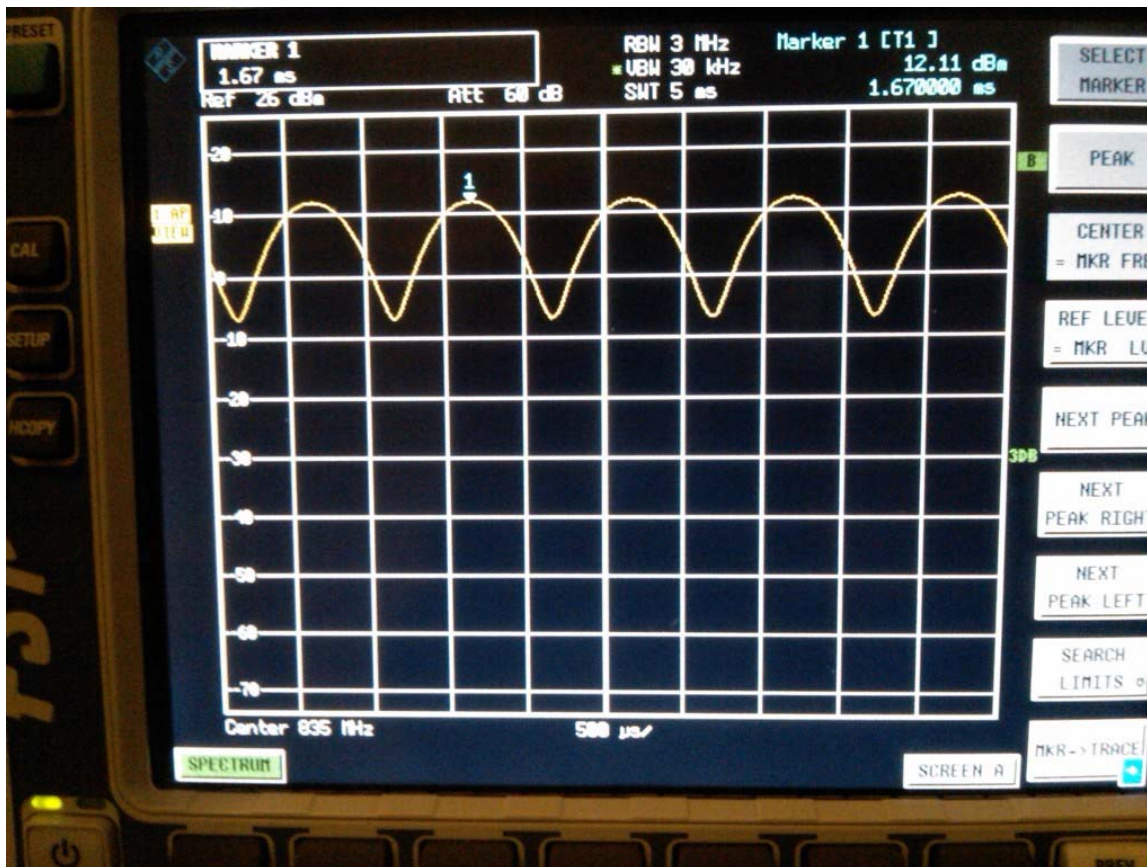
CDMA 835 MHz

	Document <b>Annex A to Hearing Aid Compatibility RF Emissions Test Report for the BlackBerry® Smartphone model RDU71CW/RDV71UW</b>		Page <b>5 (179)</b>
	Author Data <b>Daoud Attayi</b>	Dates of Test <b>Mar. 22-23, Apr. 28, 2011</b>	Report No <b>RTS-3933-1104-55C RTS-2580-1106-41</b>




CW 835 MHz

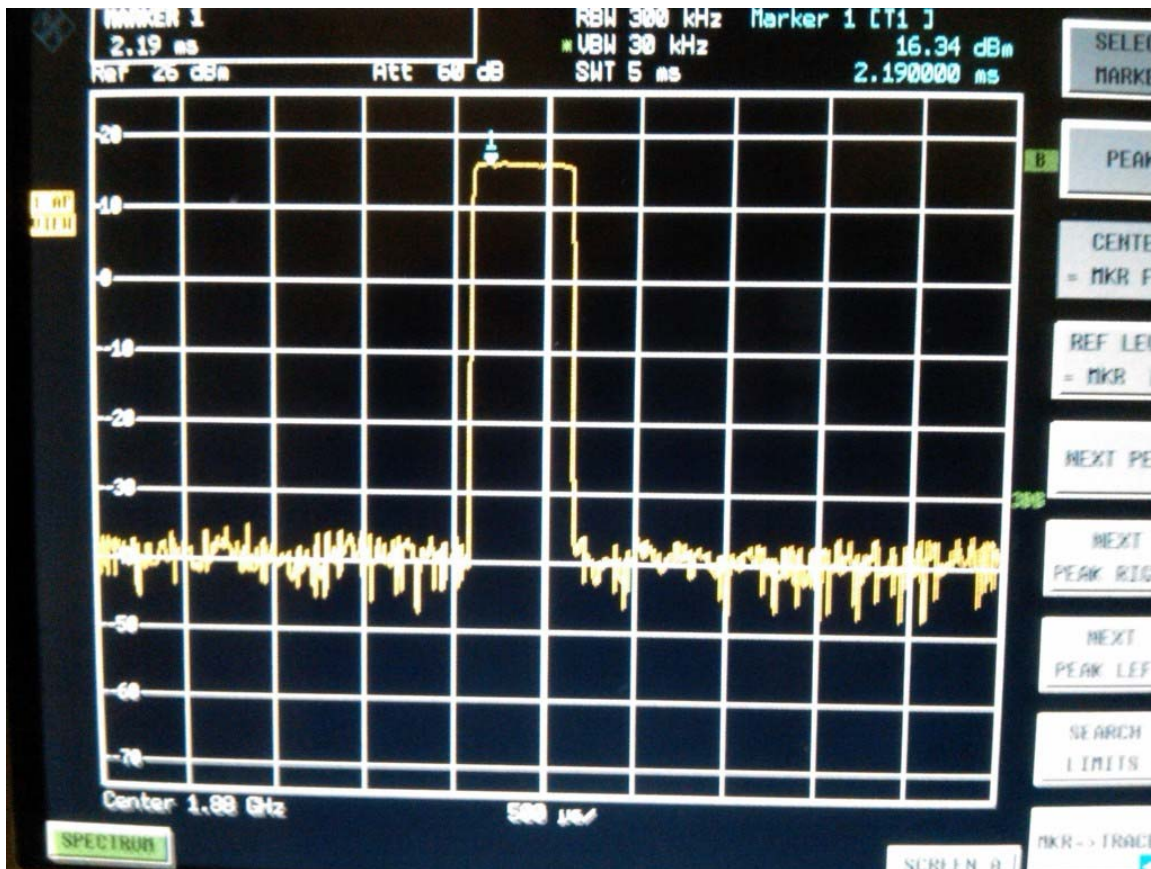
	Document <b>Annex A to Hearing Aid Compatibility RF Emissions Test Report for the BlackBerry® Smartphone model RDU71CW/RDV71UW</b>		Page <b>6 (179)</b>
	Author Data <b>Daoud Attayi</b>	Dates of Test <b>Mar. 22-23, Apr. 28, 2011</b>	Report No <b>RTS-3933-1104-55C RTS-2580-1106-41</b>



**AM 80% 835 MHz**



	Document <b>Annex A to Hearing Aid Compatibility RF Emissions Test Report for the BlackBerry® Smartphone model RDU71CW/RDV71UW</b>		Page <b>7 (179)</b>
	Author Data <b>Daoud Attayi</b>	Dates of Test <b>Mar. 22-23, Apr. 28, 2011</b>	Report No <b>RTS-3933-1104-55C RTS-2580-1106-41</b>



**GSM 1880 MHz**



Document  
**Annex A to Hearing Aid Compatibility RF Emissions Test  
Report for the BlackBerry® Smartphone model  
RDU71CW/RDV71UW**

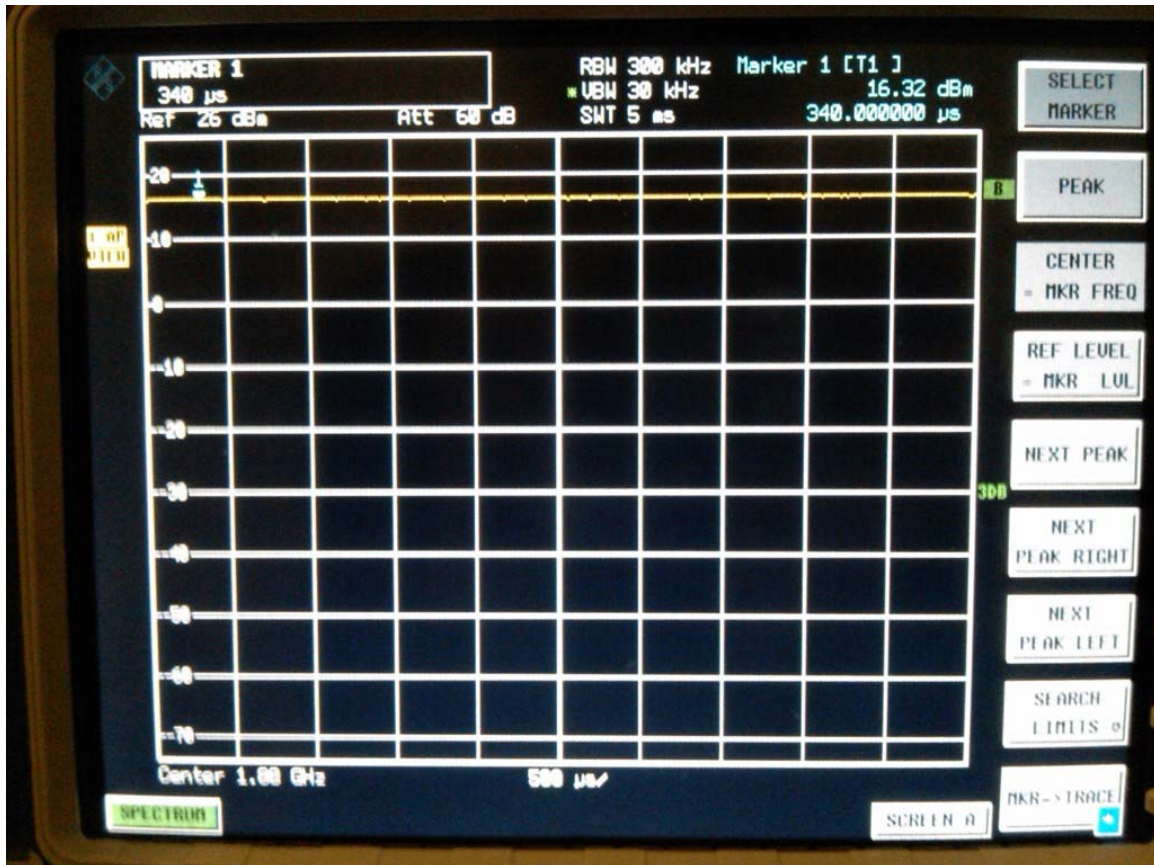
Page  
**8 (179)**

Author Data  
**Daoud Attayi**

Dates of Test  
**Mar. 22-23, Apr. 28, 2011**


Report No  
**RTS-3933-1104-55C  
RTS-2580-1106-41**

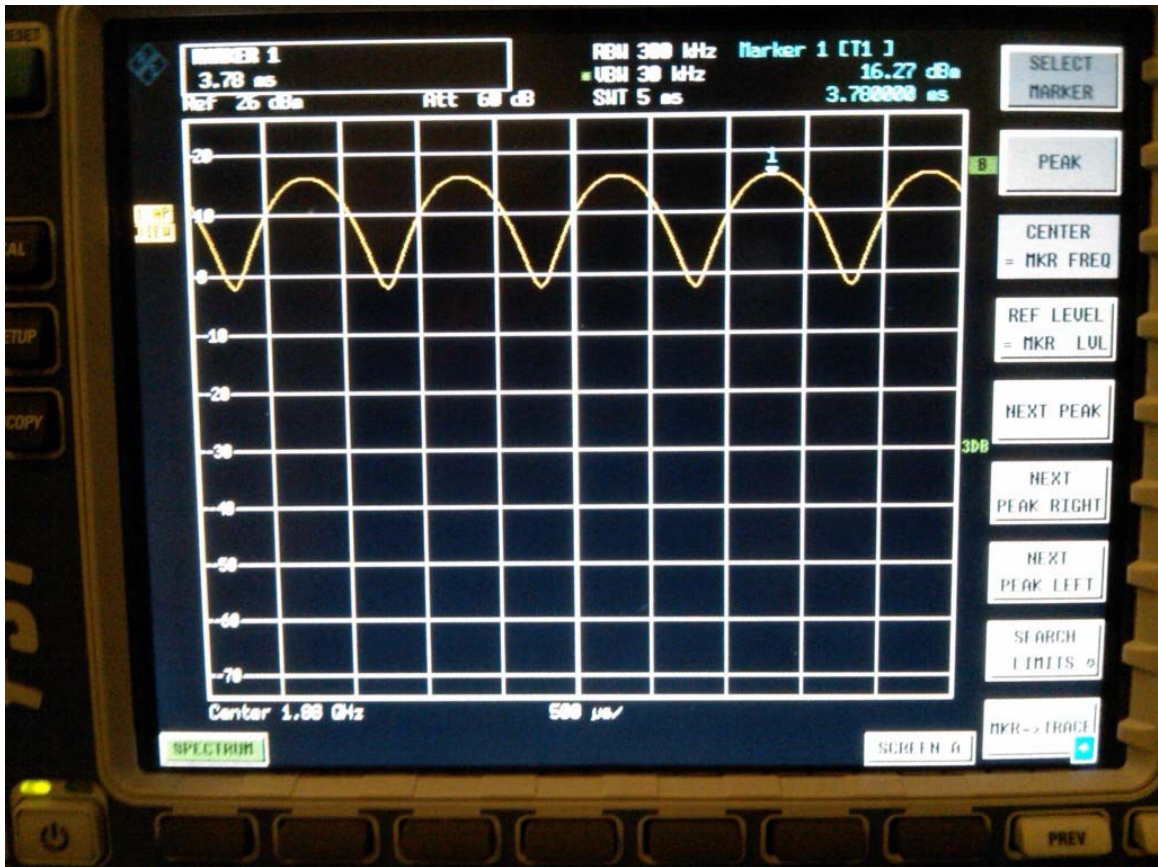
FCC ID  
**L6ARDU70CW  
L6ARDV70UW**




**CW 1880 MHz**

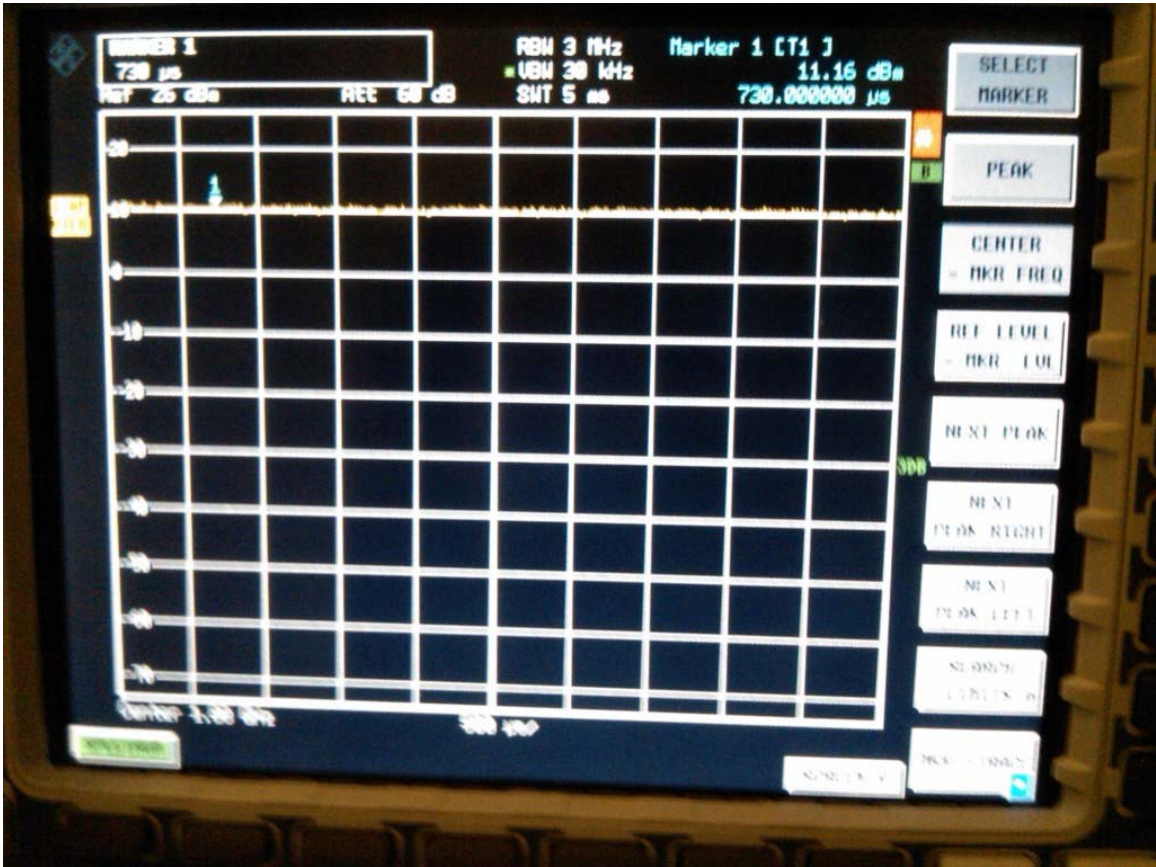


	Document <b>Annex A to Hearing Aid Compatibility RF Emissions Test Report for the BlackBerry® Smartphone model RDU71CW/RDV71UW</b>		Page <b>9 (179)</b>
	Author Data <b>Daoud Attayi</b>	Dates of Test <b>Mar. 22-23, Apr. 28, 2011</b>	Report No <b>RTS-3933-1104-55C RTS-2580-1106-41</b>




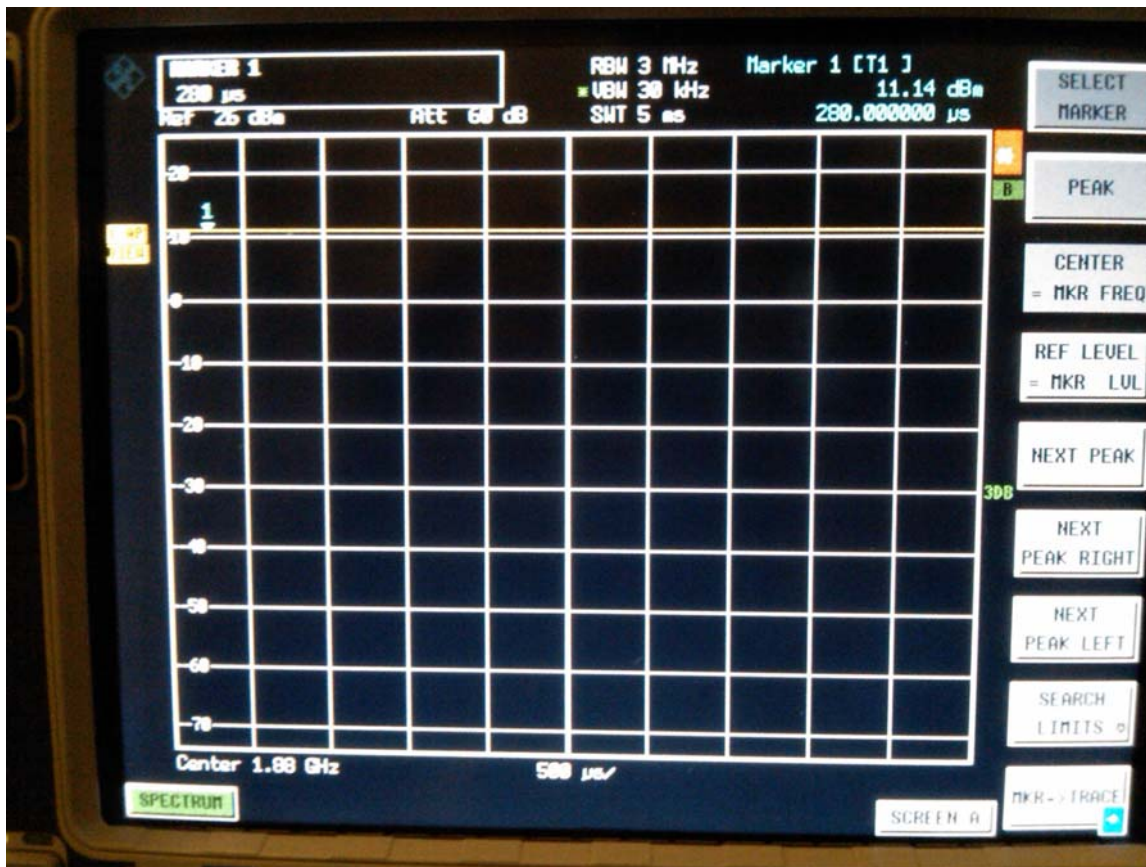
AM 80 % 1880 MHz

	Document <b>Annex A to Hearing Aid Compatibility RF Emissions Test Report for the BlackBerry® Smartphone model RDU71CW/RDV71UW</b>		Page <b>10 (179)</b>
	Author Data <b>Daoud Attayi</b>	Dates of Test <b>Mar. 22-23, Apr. 28, 2011</b>	Report No <b>RTS-3933-1104-55C RTS-2580-1106-41</b>




CDMA 1880 MHz

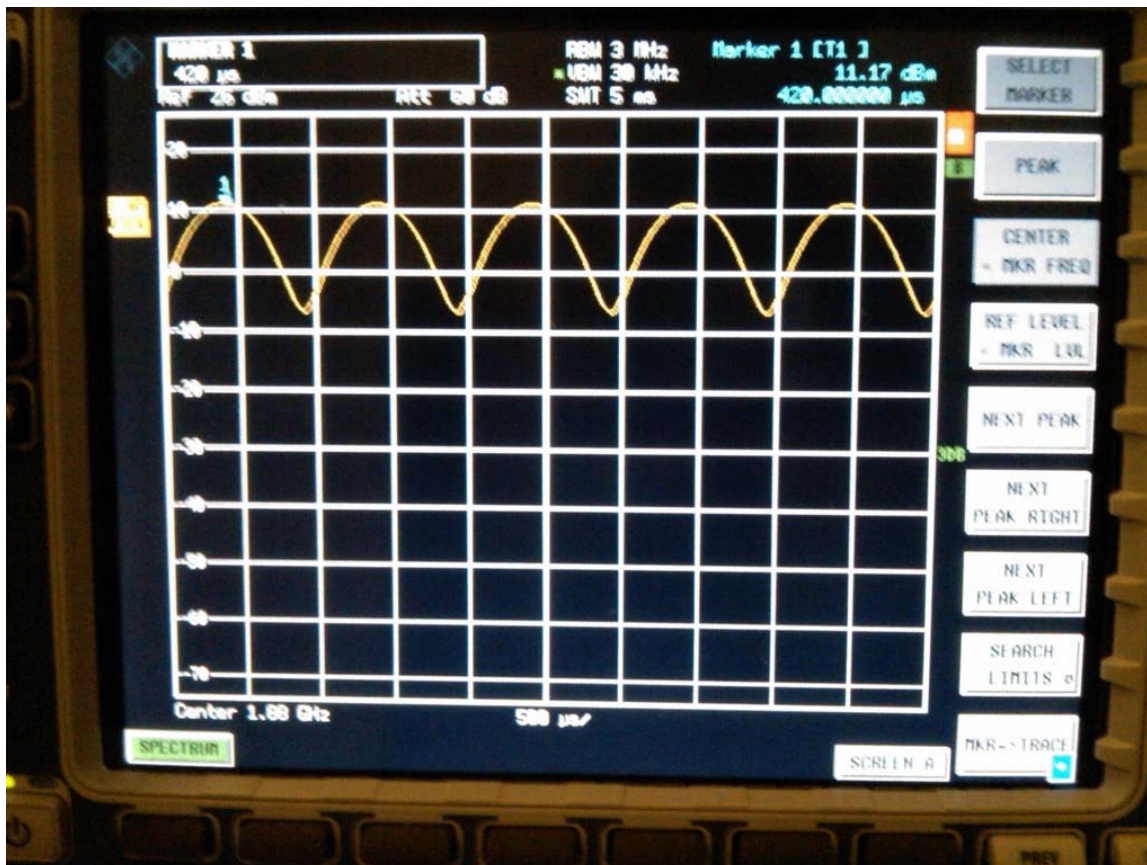
	Document <b>Annex A to Hearing Aid Compatibility RF Emissions Test Report for the BlackBerry® Smartphone model RDU71CW/RDV71UW</b>		Page <b>11 (179)</b>
	Author Data <b>Daoud Attayi</b>	Dates of Test <b>Mar. 22-23, Apr. 28, 2011</b>	Report No <b>RTS-3933-1104-55C RTS-2580-1106-41</b>




**CW 1880 MHz**




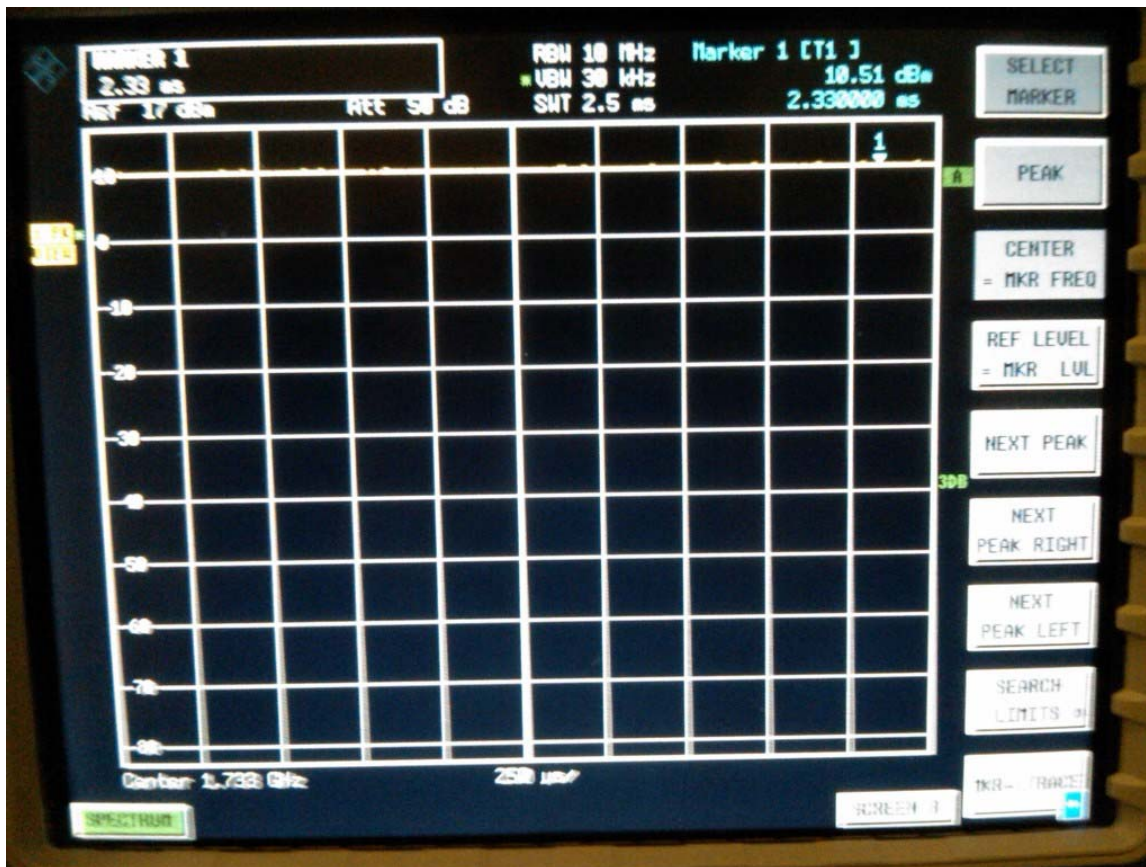
	Document <b>Annex A to Hearing Aid Compatibility RF Emissions Test Report for the BlackBerry® Smartphone model RDU71CW/RDV71UW</b>		Page <b>12 (179)</b>
	Author Data <b>Daoud Attayi</b>	Dates of Test <b>Mar. 22-23, Apr. 28, 2011</b>	Report No <b>RTS-3933-1104-55C RTS-2580-1106-41</b>



**AM 80 % 1880 MHz**


	Document <b>Annex A to Hearing Aid Compatibility RF Emissions Test Report for the BlackBerry® Smartphone model RDU71CW/RDV71UW</b>		Page <b>13 (179)</b>
Author Data <b>Daoud Attayi</b>	Dates of Test <b>Mar. 22-23, Apr. 28 , 2011</b>	Report No <b>RTS-3933-1104-55C RTS-2580-1106-41</b>	FCC ID <b>L6ARDU70CW L6ARDV70UW</b>

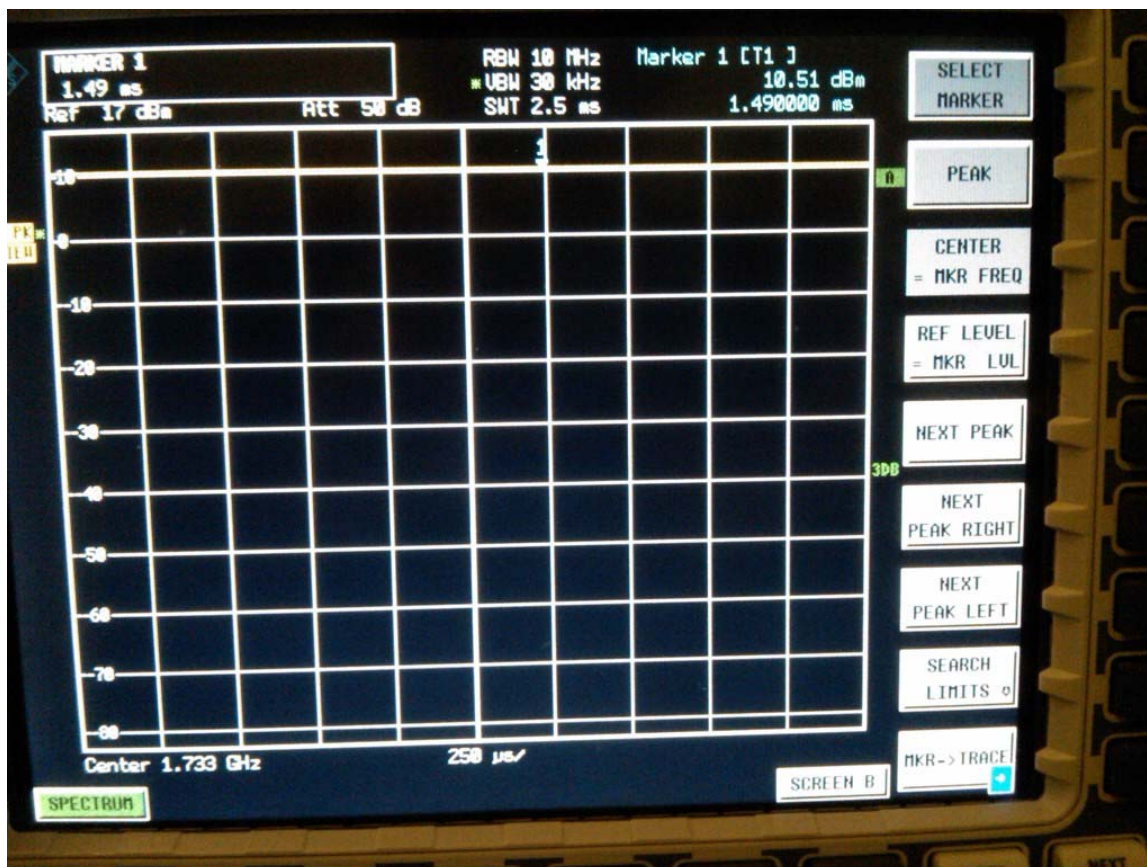
	Document <b>Annex A to Hearing Aid Compatibility RF Emissions Test Report for the BlackBerry® Smartphone model RDU71CW/RDV71UW</b>		Page <b>14 (179)</b>
	Author Data <b>Daoud Attayi</b>	Dates of Test <b>Mar. 22-23, Apr. 28, 2011</b>	Report No <b>RTS-3933-1104-55C RTS-2580-1106-41</b>




UMTS 1733 MHz

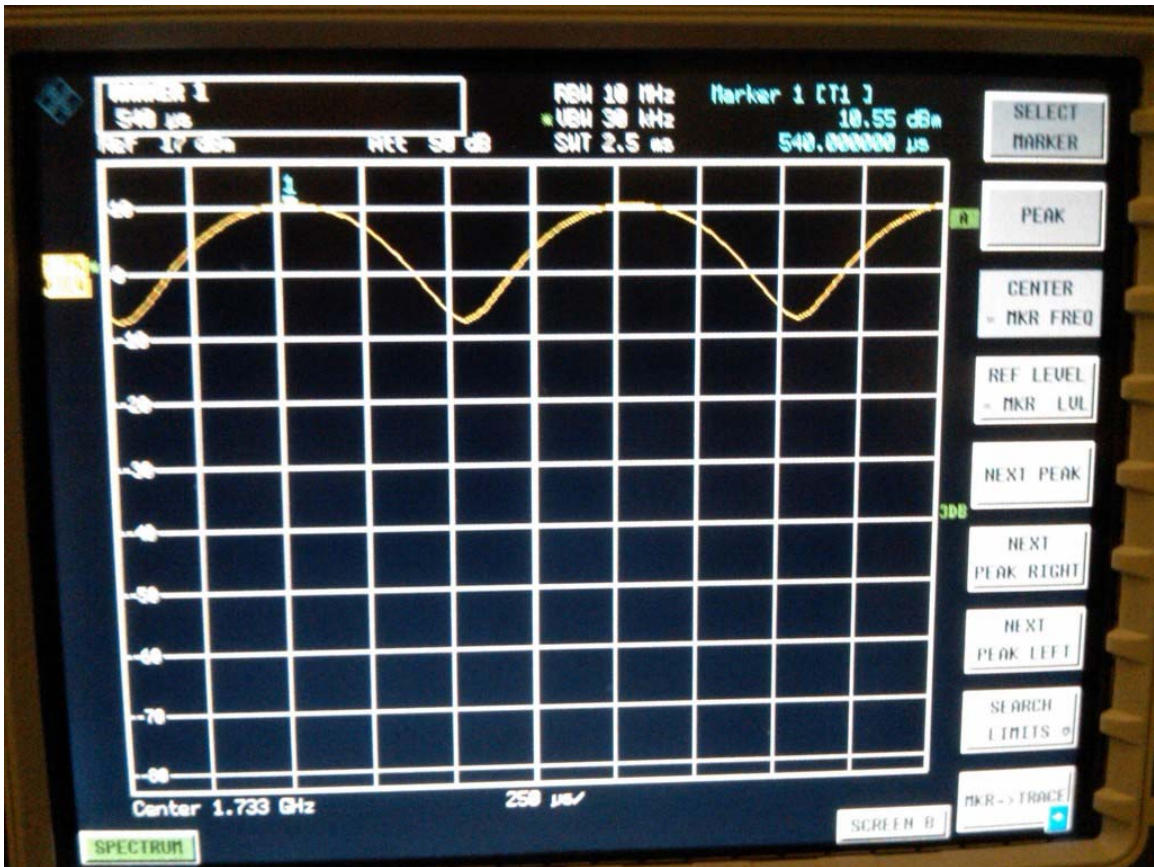


	Document <b>Annex A to Hearing Aid Compatibility RF Emissions Test Report for the BlackBerry® Smartphone model RDU71CW/RDV71UW</b>		Page <b>15 (179)</b>
	Author Data <b>Daoud Attayi</b>	Dates of Test <b>Mar. 22-23, Apr. 28, 2011</b>	Report No <b>RTS-3933-1104-55C RTS-2580-1106-41</b>




**CW 1733 MHz**

	Document <b>Annex A to Hearing Aid Compatibility RF Emissions Test Report for the BlackBerry® Smartphone model RDU71CW/RDV71UW</b>		Page <b>16 (179)</b>
	Author Data <b>Daoud Attayi</b>	Dates of Test <b>Mar. 22-23, Apr. 28, 2011</b>	Report No <b>RTS-3933-1104-55C RTS-2580-1106-41</b>




AM 80% 1733 MHz

	Document <b>Annex A to Hearing Aid Compatibility RF Emissions Test Report for the BlackBerry® Smartphone model RDU71CW/RDV71UW</b>		Page <b>17 (179)</b>
	Author Data <b>Daoud Attayi</b>	Dates of Test <b>Mar. 22-23, Apr. 28 , 2011</b>	Report No <b>RTS-3933-1104-55C</b> <b>RTS-2580-1106-41</b>

## A.2 Dipole validation and probe modulation factor plots



	Document <b>Annex A to Hearing Aid Compatibility RF Emissions Test Report for the BlackBerry® Smartphone model RDU71CW/RDV71UW</b>		Page <b>18 (179)</b>
	Author Data <b>Daoud Attayi</b>	Dates of Test <b>Mar. 22-23, Apr. 28, 2011</b>	Report No <b>RTS-3933-1104-55C RTS-2580-1106-41</b>

Date/Time: 3/22/2011 3:37:27 PM

Test Laboratory: RIM Testing Services

### **HAC RF\_E-Field\_validation\_835 MHz**

**DUT: HAC-Dipole 835 MHz; Type: D835V3;**

Communication System: CW; Communication System Band: D835 (835.0 MHz); Frequency: 835 MHz; Communication System PAR: 0 dB

Medium parameters used:  $\sigma = 0$  mho/m,  $\epsilon_r = 1$ ;  $\rho = 0$  kg/m<sup>3</sup>

Phantom section: RF Section

Measurement Standard: DASYS (IEEE/IEC/ANSI C63.19-2007)

DASY5 Configuration:

- Probe: ER3DV6 - SN2286; ConvF(1, 1, 1); Calibrated: 1/14/2011
- Sensor-Surface: (Fix Surface)
- Electronics: DAE4 Sn881; Calibrated: 4/19/2010
- Phantom: HAC RF Test Arch with AMCC; Type: SD HAC P01 BA;
- Measurement SW: DASYS2, Version 52.6 (2); SEMCAD X Version 14.4.4 (2829)

### **Dipole E-Field measurement/E Scan - measurement distance from the probe sensor center to CD835 Dipole = 10mm/Hearing Aid Compatibility Test**

**(41x361x1):** Measurement grid: dx=5mm, dy=5mm


Maximum value of peak Total field = 160.2 V/m

Probe Modulation Factor = 1.000

Device Reference Point: 0, 0, -6.3 mm

Reference Value = 119.1 V/m; Power Drift = 0.28 dB

**Hearing Aid Near-Field Category: M4 (AWF 0 dB)**

	Document <b>Annex A to Hearing Aid Compatibility RF Emissions Test Report for the BlackBerry® Smartphone model RDU71CW/RDV71UW</b>		Page <b>19 (179)</b>
	Author Data <b>Daoud Attayi</b>	Dates of Test <b>Mar. 22-23, Apr. 28, 2011</b>	Report No <b>RTS-3933-1104-55C</b> <b>RTS-2580-1106-41</b>

Peak E-field in V/m

Grid 1 <b>154.3 M4</b>	Grid 2 <b>160.2 M4</b>	Grid 3 <b>156.7 M4</b>
Grid 4 <b>85.253 M4</b>	Grid 5 <b>88.903 M4</b>	Grid 6 <b>87.202 M4</b>
Grid 7 <b>155.3 M4</b>	Grid 8 <b>158.9 M4</b>	Grid 9 <b>155.3 M4</b>

**Cursor:**

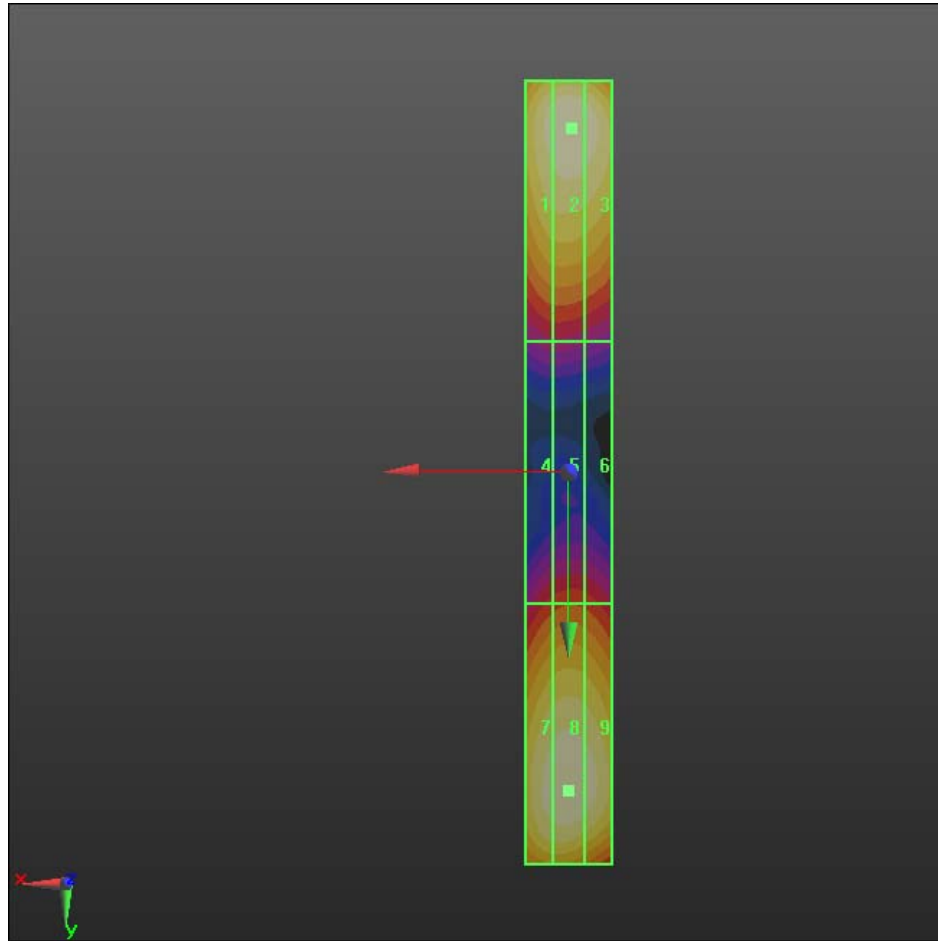
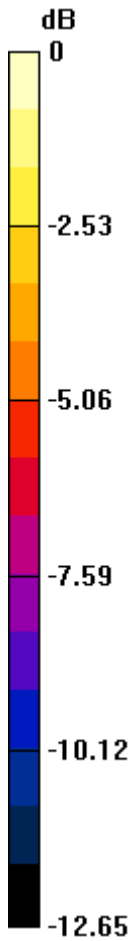
Total = 160.2 V/m  
E Category: M4  
Location: -0.5, -79, 4.7 mm

Author Data  
**Daoud Attayi**

Dates of Test  
**Mar. 22-23, Apr. 28, 2011**


Report No  
**RTS-3933-1104-55C  
 RTS-2580-1106-41**

FCC ID  
**L6ARDU70CW  
 L6ARDV70UW**



0 dB = 160.2V/m



	Document <b>Annex A to Hearing Aid Compatibility RF Emissions Test Report for the BlackBerry® Smartphone model RDU71CW/RDV71UW</b>		Page <b>21 (179)</b>
	Author Data <b>Daoud Attayi</b>	Dates of Test <b>Mar. 22-23, Apr. 28, 2011</b>	Report No <b>RTS-3933-1104-55C RTS-2580-1106-41</b>

Date/Time: 3/22/2011 2:40:53 PM

Test Laboratory: RIM Testing Services

**HAC RF\_E-Field\_PMF\_GSM\_835 MHz**

**DUT: HAC-Dipole 835 MHz; Type: D835V3**

Communication System: GSM 850;; Frequency: 835 MHz;Communication System PAR: 9.191 dB

Medium parameters used:  $\sigma = 0$  mho/m,  $\epsilon_r = 1$ ;  $\rho = 0$  kg/m<sup>3</sup>

Phantom section: RF Section

Measurement Standard: DASYS (IEEE/IEC/ANSI C63.19-2007)

DASY5 Configuration:

- Probe: ER3DV6 - SN2286; ConvF(1, 1, 1); Calibrated: 1/14/2011
- Sensor-Surface: (Fix Surface)
- Electronics: DAE4 Sn881; Calibrated: 4/19/2010
- Phantom: HAC RF Test Arch with AMCC; Type: SD HAC P01 BA;
- Measurement SW: DASYS2, Version 52.6 (2); SEMCAD X Version 14.4.4 (2829)

**Dipole E-Field measurement/E Scan - measurement distance from the probe sensor center to CD835 Dipole = 10mm/Hearing Aid Compatibility Test**

**(41x361x1):** Measurement grid: dx=5mm, dy=5mm


Maximum value of peak Total field = 54.142 V/m

Probe Modulation Factor = 1.000

Device Reference Point: 0, 0, -6.3 mm

Reference Value = 38.642 V/m; Power Drift = -0.06 dB

**Hearing Aid Near-Field Category: M4 (AWF -5 dB)**

	Document <b>Annex A to Hearing Aid Compatibility RF Emissions Test Report for the BlackBerry® Smartphone model RDU71CW/RDV71UW</b>		Page <b>22 (179)</b>
	Author Data <b>Daoud Attayi</b>	Dates of Test <b>Mar. 22-23, Apr. 28, 2011</b>	Report No <b>RTS-3933-1104-55C</b> <b>RTS-2580-1106-41</b>

Peak E-field in V/m

Grid 1 <b>51.408 M4</b>	Grid 2 <b>54.142 M4</b>	Grid 3 <b>52.509 M4</b>
Grid 4 <b>27.621 M4</b>	Grid 5 <b>27.841 M4</b>	Grid 6 <b>27.144 M4</b>
Grid 7 <b>49.045 M4</b>	Grid 8 <b>49.106 M4</b>	Grid 9 <b>47.011 M4</b>

**Cursor:**

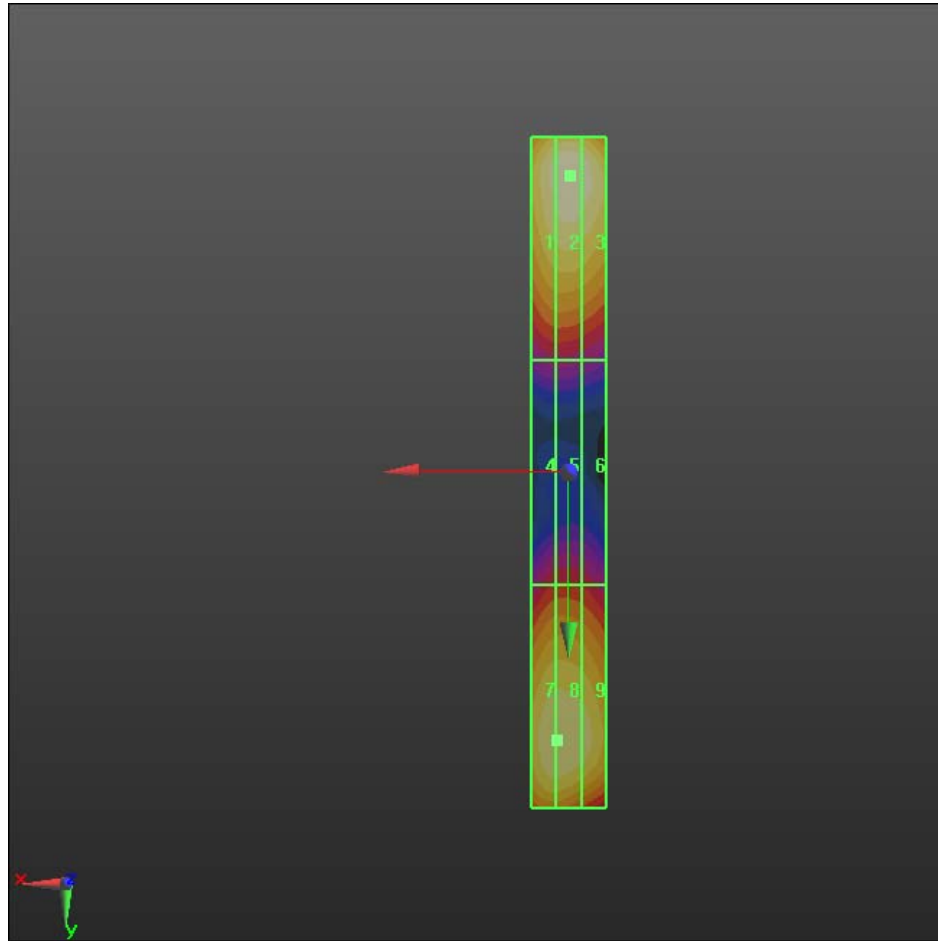
Total = 54.142 V/m  
E Category: M4  
Location: -0.5, -79.5, 4.7 mm

Author Data  
**Daoud Attayi**

Dates of Test  
**Mar. 22-23, Apr. 28, 2011**


Report No  
**RTS-3933-1104-55C  
 RTS-2580-1106-41**

FCC ID  
**L6ARDU70CW  
 L6ARDV70UW**



0 dB = 54.140V/m



	Document <b>Annex A to Hearing Aid Compatibility RF Emissions Test Report for the BlackBerry® Smartphone model RDU71CW/RDV71UW</b>		Page <b>24 (179)</b>
	Author Data <b>Daoud Attayi</b>	Dates of Test <b>Mar. 22-23, Apr. 28, 2011</b>	Report No <b>RTS-3933-1104-55C RTS-2580-1106-41</b>

Date/Time: 3/22/2011 3:01:22 PM

Test Laboratory: RIM Testing Services

### **HAC RF\_E-Field\_PMF\_CW835 MHz\_GSM**

**DUT: HAC-Dipole 835 MHz; Type: D835V3**


Communication System: CW; Communication System Band: D835 (835.0 MHz); Frequency: 835 MHz; Communication System PAR: 0 dB  
Medium parameters used:  $\sigma = 0$  mho/m,  $\epsilon_r = 1$ ;  $\rho = 0$  kg/m<sup>3</sup>  
Phantom section: RF Section  
Measurement Standard: DASYS (IEEE/IEC/ANSI C63.19-2007)

DASY5 Configuration:

- Probe:
- Sensor-Surface: (Fix Surface)
- Electronics: DAE4 Sn881; Calibrated: 4/19/2010
- Phantom: HAC RF Test Arch with AMCC; Type: SD HAC P01 BA;
- Measurement SW: DASY52, Version 52.6 (2); SEMCAD X Version 14.4.4 (2829)

### **Dipole E-Field measurement/E Scan - measurement distance from the probe sensor center to CD835 Dipole = 10mm/Hearing Aid Compatibility Test**

**(41x361x1):** Measurement grid: dx=5mm, dy=5mm  
Maximum value of peak Total field = 159.3 V/m  
Probe Modulation Factor = 1.000  
Device Reference Point: 0, 0, -6.3 mm  
Reference Value = 120.6 V/m; Power Drift = -0.10 dB  
**Hearing Aid Near-Field Category: M4 (AWF 0 dB)**

	Document <b>Annex A to Hearing Aid Compatibility RF Emissions Test Report for the BlackBerry® Smartphone model RDU71CW/RDV71UW</b>		Page <b>25 (179)</b>
	Author Data <b>Daoud Attayi</b>	Dates of Test <b>Mar. 22-23, Apr. 28, 2011</b>	Report No <b>RTS-3933-1104-55C</b> <b>RTS-2580-1106-41</b>

Peak E-field in V/m

Grid 1 <b>153.1 M4</b>	Grid 2 <b>159.3 M4</b>	Grid 3 <b>154.5 M4</b>
Grid 4 <b>8066 M4</b>	Grid 5 <b>86.943 M4</b>	Grid 6 <b>84.863 M4</b>
Grid 7 <b>153.2 M4</b>	Grid 8 <b>154.9 M4</b>	Grid 9 <b>151.1 M4</b>

**Cursor:**

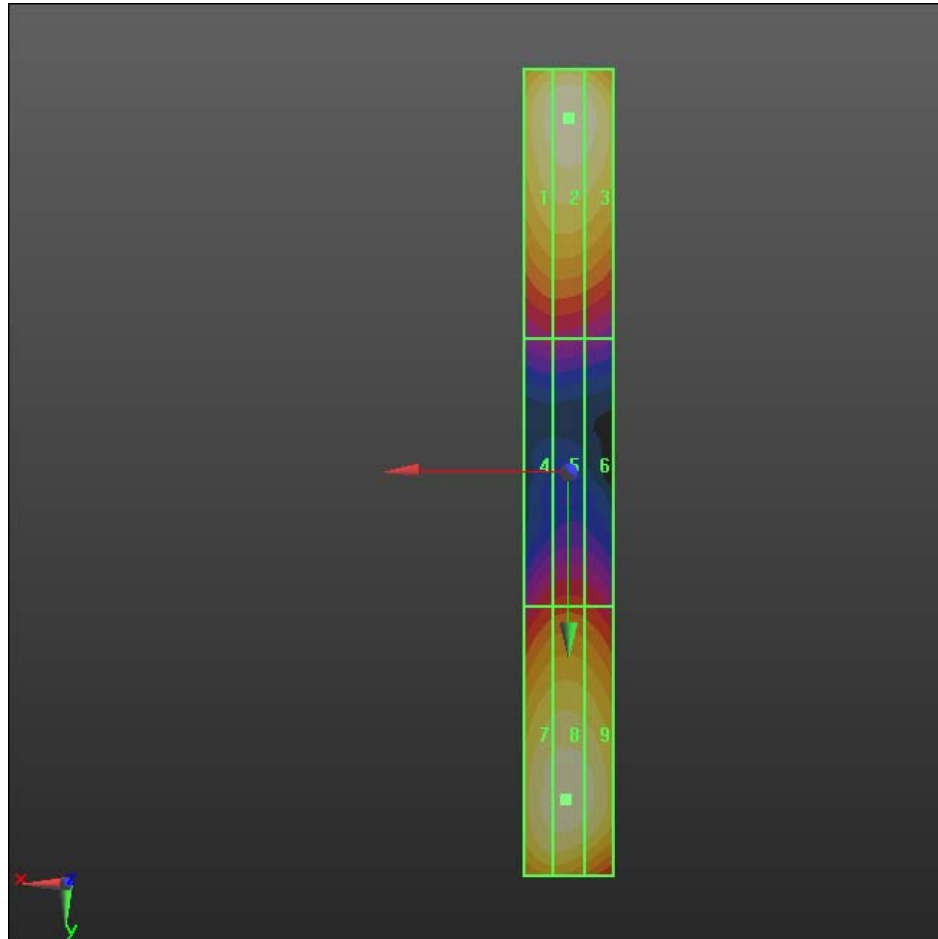
Total = 159.3 V/m  
E Category: M4  
Location: 0, -79, 4.7 mm

Author Data  
**Daoud Attayi**

Dates of Test  
**Mar. 22-23, Apr. 28, 2011**


Report No  
**RTS-3933-1104-55C  
 RTS-2580-1106-41**

FCC ID  
**L6ARDU70CW  
 L6ARDV70UW**



0 dB = 159.3V/m



	Document		Page
	<b>Annex A to Hearing Aid Compatibility RF Emissions Test Report for the BlackBerry® Smartphone model RDU71CW/RDV71UW</b>		27 (179)
Author Data <b>Daoud Attayi</b>	Dates of Test <b>Mar. 22-23, Apr. 28, 2011</b>	Report No <b>RTS-3933-1104-55C RTS-2580-1106-41</b>	FCC ID <b>L6ARDU70CW L6ARDV70UW</b>

Date/Time: 3/22/2011 3:09:37 PM

Test Laboratory: RIM Testing Services

**HAC RF\_E-Field\_PMF\_AM80%835 MHz\_GSM**

**DUT: HAC-Dipole 835 MHz; Type: D835V3**


Communication System: AM 80%; Communication System Band: D835 (835.0 MHz);  
 Frequency: 835 MHz; Communication System PAR: 0 dB  
 Medium parameters used:  $\sigma = 0$  mho/m,  $\epsilon_r = 1$ ;  $\rho = 0$  kg/m<sup>3</sup>  
 Phantom section: RF Section  
 Measurement Standard: DASYS (IEEE/IEC/ANSI C63.19-2007)

DASY5 Configuration:

- Probe: ER3DV6 - SN2286; ConvF(1, 1, 1); Calibrated: 1/14/2011
- Sensor-Surface: (Fix Surface)
- Electronics: DAE4 Sn881; Calibrated: 4/19/2010
- Phantom: HAC RF Test Arch with AMCC; Type: SD HAC P01 BA;
- Measurement SW: DASYS2, Version 52.6 (2); SEMCAD X Version 14.4.4 (2829)

**Dipole E-Field measurement/E Scan - measurement distance from the probe sensor center to CD835 Dipole = 10mm/Hearing Aid Compatibility Test**

**(41x361x1):** Measurement grid: dx=5mm, dy=5mm  
 Maximum value of peak Total field = 99.820 V/m  
 Probe Modulation Factor = 1.000  
 Device Reference Point: 0, 0, -6.3 mm  
 Reference Value = 74.981 V/m; Power Drift = -0.17 dB  
**Hearing Aid Near-Field Category: M4 (AWF 0 dB)**

	Document <b>Annex A to Hearing Aid Compatibility RF Emissions Test Report for the BlackBerry® Smartphone model RDU71CW/RDV71UW</b>		Page <b>28 (179)</b>
	Author Data <b>Daoud Attayi</b>	Dates of Test <b>Mar. 22-23, Apr. 28, 2011</b>	Report No <b>RTS-3933-1104-55C</b> <b>RTS-2580-1106-41</b>

Peak E-field in V/m

Grid 1 <b>96.553 M4</b>	Grid 2 <b>99.820 M4</b>	Grid 3 <b>97.313 M4</b>
Grid 4 <b>54.091 M4</b>	Grid 5 <b>55.431 M4</b>	Grid 6 <b>53.882 M4</b>
Grid 7 <b>95.955 M4</b>	Grid 8 <b>97.176 M4</b>	Grid 9 <b>95.117 M4</b>

**Cursor:**

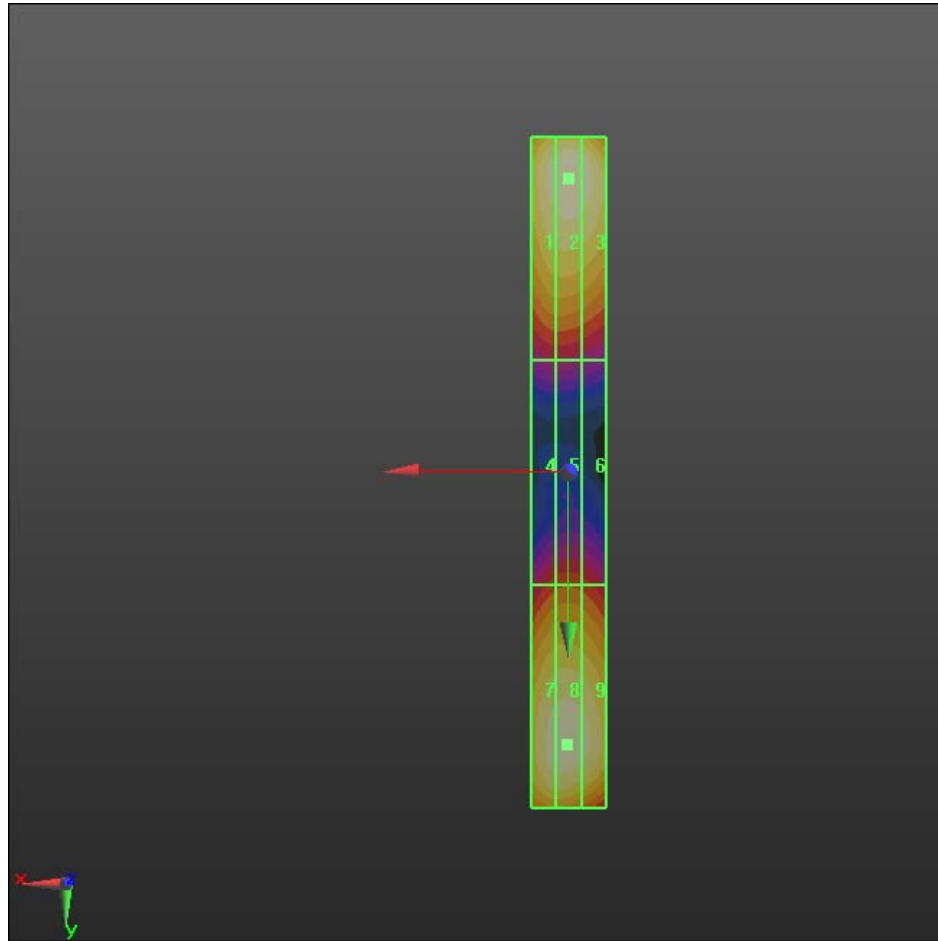
Total = 99.821 V/m  
E Category: M4  
Location: 0, -79, 4.7 mm

Author Data  
**Daoud Attayi**

Dates of Test  
**Mar. 22-23, Apr. 28, 2011**


Report No  
**RTS-3933-1104-55C  
 RTS-2580-1106-41**

FCC ID  
**L6ARDU70CW  
 L6ARDV70UW**



0 dB = 99.820V/m



	Document		Page
	<b>Annex A to Hearing Aid Compatibility RF Emissions Test Report for the BlackBerry® Smartphone model RDU71CW/RDV71UW</b>		<b>30 (179)</b>
Author Data <b>Daoud Attayi</b>	Dates of Test <b>Mar. 22-23, Apr. 28, 2011</b>	Report No <b>RTS-3933-1104-55C RTS-2580-1106-41</b>	FCC ID <b>L6ARDU70CW L6ARDV70UW</b>

Date/Time: 3/22/2011 2:51:34 PM

Test Laboratory: RIM Testing Services

### **HAC RF\_E-Field\_PMF\_CDMA\_835 MHz**

**DUT: HAC-Dipole 835 MHz; Type: D835V3**

Communication System: CDMA 800; Frequency: 835 MHz; Communication System PAR: 0 dB  
Medium parameters used:  $\sigma = 0$  mho/m,  $\epsilon_r = 1$ ;  $\rho = 0$  kg/m<sup>3</sup>  
Phantom section: RF Section  
Measurement Standard: DASYS (IEEE/IEC/ANSI C63.19-2007)

DASY5 Configuration:

- Probe: ER3DV6 - SN2286; ConvF(1, 1, 1); Calibrated: 1/14/2011
- Sensor-Surface: (Fix Surface)
- Electronics: DAE4 Sn881; Calibrated: 4/19/2010
- Phantom: HAC RF Test Arch with AMCC; Type: SD HAC P01 BA;
- Measurement SW: DASYS2, Version 52.6 (2); SEMCAD X Version 14.4.4 (2829)

### **Dipole E-Field measurement/E Scan - measurement distance from the probe sensor center to CD835 Dipole = 10mm/Hearing Aid Compatibility Test**

**(41x361x1):** Measurement grid: dx=5mm, dy=5mm


Maximum value of peak Total field = 63.653 V/m

Probe Modulation Factor = 1.000

Device Reference Point: 0, 0, -6.3 mm

Reference Value = 45.492 V/m; Power Drift = 0.04 dB

**Hearing Aid Near-Field Category: M4 (AWF 0 dB)**

	Document <b>Annex A to Hearing Aid Compatibility RF Emissions Test Report for the BlackBerry® Smartphone model RDU71CW/RDV71UW</b>		Page <b>31 (179)</b>
	Author Data <b>Daoud Attayi</b>	Dates of Test <b>Mar. 22-23, Apr. 28, 2011</b>	Report No <b>RTS-3933-1104-55C RTS-2580-1106-41</b>

Peak E-field in V/m

Grid 1 <b>60.457 M4</b>	Grid 2 <b>63.653 M4</b>	Grid 3 <b>62.702 M4</b>
Grid 4 <b>32.119 M4</b>	Grid 5 <b>32.806 M4</b>	Grid 6 <b>32.009 M4</b>
Grid 7 <b>57.694 M4</b>	Grid 8 <b>58.081 M4</b>	Grid 9 <b>56.094 M4</b>

**Cursor:**

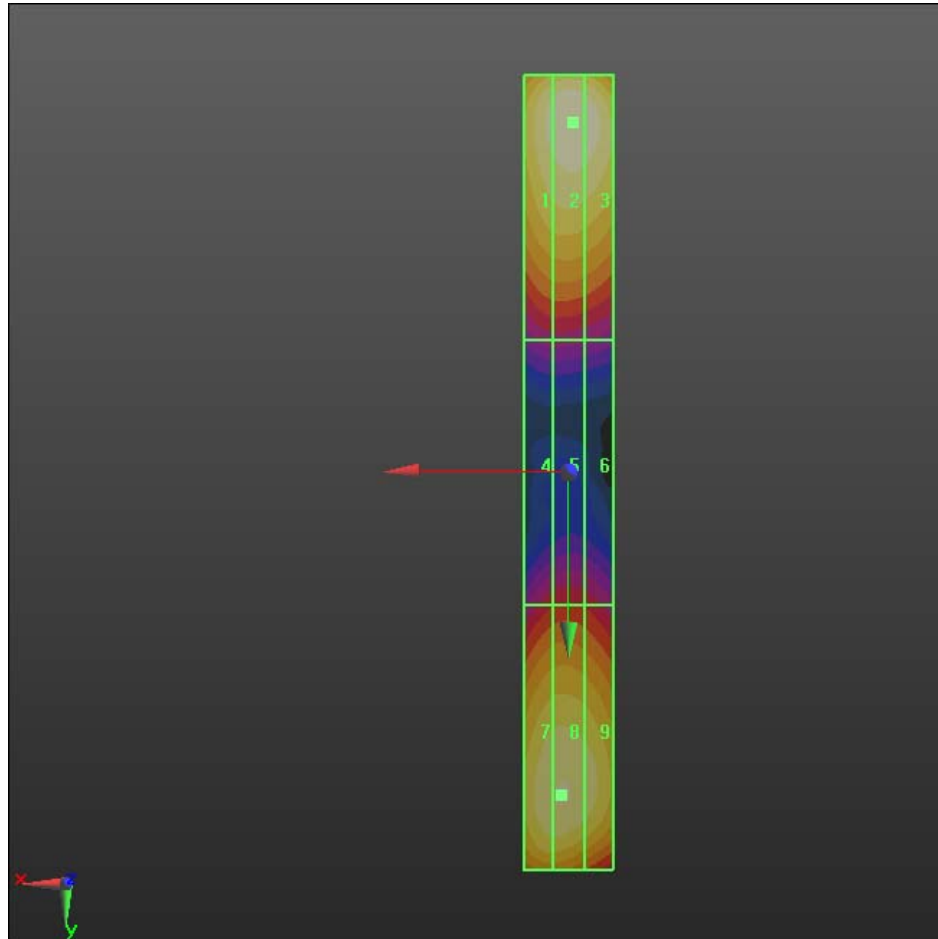
Total = 63.653 V/m  
 E Category: M4  
 Location: -1, -79, 4.7 mm

Author Data  
**Daoud Attayi**


Dates of Test  
**Mar. 22-23, Apr. 28, 2011**

Report No  
**RTS-3933-1104-55C  
 RTS-2580-1106-41**

FCC ID  
**L6ARDU70CW  
 L6ARDV70UW**



0 dB = 63.650V/m

	Document		Page
	<b>Annex A to Hearing Aid Compatibility RF Emissions Test Report for the BlackBerry® Smartphone model RDU71CW/RDV71UW</b>		33 (179)
Author Data	Dates of Test	Report No	FCC ID
<b>Daoud Attayi</b>	<b>Mar. 22-23, Apr. 28, 2011</b>	<b>RTS-3933-1104-55C RTS-2580-1106-41</b>	<b>L6ARDU70CW L6ARDV70UW</b>

Date/Time: 3/22/2011 3:23:33 PM

Test Laboratory: RIM Testing Services

**HAC RF\_E-Field\_PMF\_CW835 MHz\_CDMA**

**DUT: HAC-Dipole 835 MHz; Type: D835V3**

Communication System: CW; Communication System Band: D835 (835.0 MHz); Frequency: 835 MHz; Communication System PAR: 0 dB  
 Medium parameters used:  $\sigma = 0$  mho/m,  $\epsilon_r = 1$ ;  $\rho = 0$  kg/m<sup>3</sup>  
 Phantom section: RF Section  
 Measurement Standard: DASYS (IEEE/IEC/ANSI C63.19-2007)


DASY5 Configuration:

- Probe: ER3DV6 - SN2286; ConvF(1, 1, 1); Calibrated: 1/14/2011
- Sensor-Surface: (Fix Surface)
- Electronics: DAE4 Sn881; Calibrated: 4/19/2010
- Phantom: HAC RF Test Arch with AMCC; Type: SD HAC P01 BA;
- Measurement SW: DASYS2, Version 52.6 (2); SEMCAD X Version 14.4.4 (2829)

**Dipole E-Field measurement/E Scan - measurement distance from the probe sensor center to CD835 Dipole = 10mm/Hearing Aid Compatibility Test**

**(41x361x1):** Measurement grid: dx=5mm, dy=5mm  
 Maximum value of peak Total field = 62.994 V/m  
 Probe Modulation Factor = 1.000  
 Device Reference Point: 0, 0, -6.3 mm  
 Reference Value = 48.064 V/m; Power Drift = 0.07 dB  
**Hearing Aid Near-Field Category: M4 (AWF 0 dB)**



	Document <b>Annex A to Hearing Aid Compatibility RF Emissions Test Report for the BlackBerry® Smartphone model RDU71CW/RDV71UW</b>		Page <b>34 (179)</b>
	Author Data <b>Daoud Attayi</b>	Dates of Test <b>Mar. 22-23, Apr. 28, 2011</b>	Report No <b>RTS-3933-1104-55C</b> <b>RTS-2580-1106-41</b>

Peak E-field in V/m

Grid 1 <b>60.423 M4</b>	Grid 2 <b>62.994 M4</b>	Grid 3 <b>61.497 M4</b>
Grid 4 <b>33.852 M4</b>	Grid 5 <b>34.972 M4</b>	Grid 6 <b>34.054 M4</b>
Grid 7 <b>60.979 M4</b>	Grid 8 <b>62.079 M4</b>	Grid 9 <b>60.453 M4</b>

**Cursor:**

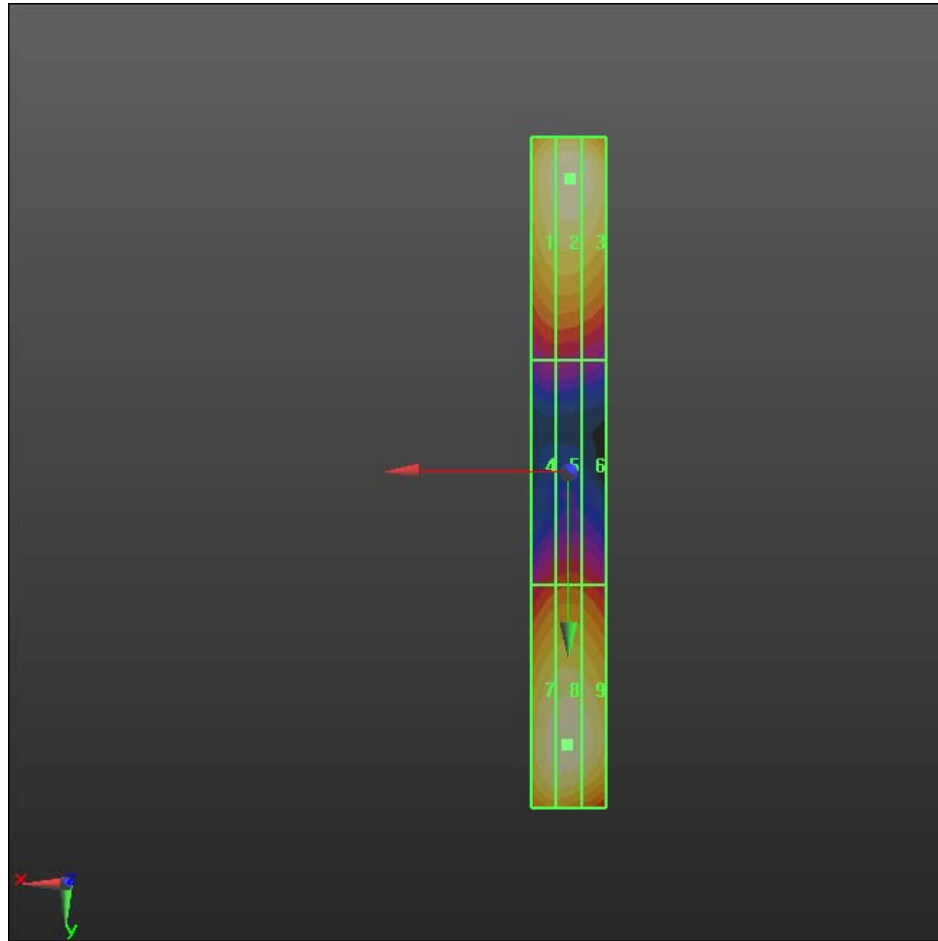
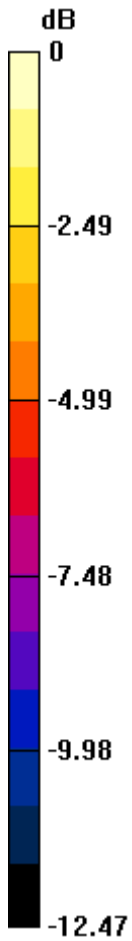
Total = 62.994 V/m  
E Category: M4  
Location: -0.5, -79, 4.7 mm

Author Data  
**Daoud Attayi**


Dates of Test  
**Mar. 22-23, Apr. 28, 2011**

Report No  
**RTS-3933-1104-55C  
 RTS-2580-1106-41**

FCC ID  
**L6ARDU70CW  
 L6ARDV70UW**



0 dB = 62.990V/m

	Document <b>Annex A to Hearing Aid Compatibility RF Emissions Test Report for the BlackBerry® Smartphone model RDU71CW/RDV71UW</b>		Page <b>36 (179)</b>
	Author Data <b>Daoud Attayi</b>	Dates of Test <b>Mar. 22-23, Apr. 28, 2011</b>	Report No <b>RTS-3933-1104-55C</b> <b>RTS-2580-1106-41</b>

Date/Time: 3/22/2011 3:31:14 PM

Test Laboratory: RIM Testing Services

**HAC RF\_E-Field\_PMF\_AM80%835 MHz\_CDMA**

**DUT: HAC-Dipole 835 MHz; Type: D835V3**


Communication System: AM 80%; Communication System Band: D835 (835.0 MHz);  
Frequency: 835 MHz; Communication System PAR: 0 dB  
Medium parameters used:  $\sigma = 0$  mho/m,  $\epsilon_r = 1$ ;  $\rho = 0$  kg/m<sup>3</sup>  
Phantom section: RF Section  
Measurement Standard: DASYS (IEEE/IEC/ANSI C63.19-2007)

DASY5 Configuration:

- Probe: ER3DV6 - SN2286; ConvF(1, 1, 1); Calibrated: 1/14/2011
- Sensor-Surface: (Fix Surface)
- Electronics: DAE4 Sn881; Calibrated: 4/19/2010
- Phantom: HAC RF Test Arch with AMCC; Type: SD HAC P01 BA;
- Measurement SW: DASY52, Version 52.6 (2); SEMCAD X Version 14.4.4 (2829)

**Dipole E-Field measurement/E Scan - measurement distance from the probe sensor center to CD835 Dipole = 10mm/Hearing Aid Compatibility Test**

**(41x361x1):** Measurement grid: dx=5mm, dy=5mm  
Maximum value of peak Total field = 40.248 V/m  
Probe Modulation Factor = 1.000  
Device Reference Point: 0, 0, -6.3 mm  
Reference Value = 30.394 V/m; Power Drift = 0.02 dB  
**Hearing Aid Near-Field Category: M4 (AWF 0 dB)**

	Document <b>Annex A to Hearing Aid Compatibility RF Emissions Test Report for the BlackBerry® Smartphone model RDU71CW/RDV71UW</b>		Page <b>37 (179)</b>
	Author Data <b>Daoud Attayi</b>	Dates of Test <b>Mar. 22-23, Apr. 28, 2011</b>	Report No <b>RTS-3933-1104-55C</b> <b>RTS-2580-1106-41</b>

Peak E-field in V/m

Grid 1 <b>38.736 M4</b>	Grid 2 <b>40.248 M4</b>	Grid 3 <b>39.607 M4</b>
Grid 4 <b>21.813 M4</b>	Grid 5 <b>22.486 M4</b>	Grid 6 <b>21.734 M4</b>
Grid 7 <b>38.792 M4</b>	Grid 8 <b>39.696 M4</b>	Grid 9 <b>38.886 M4</b>

**Cursor:**

Total = 40.248 V/m  
E Category: M4  
Location: -0.5, -79, 4.7 mm

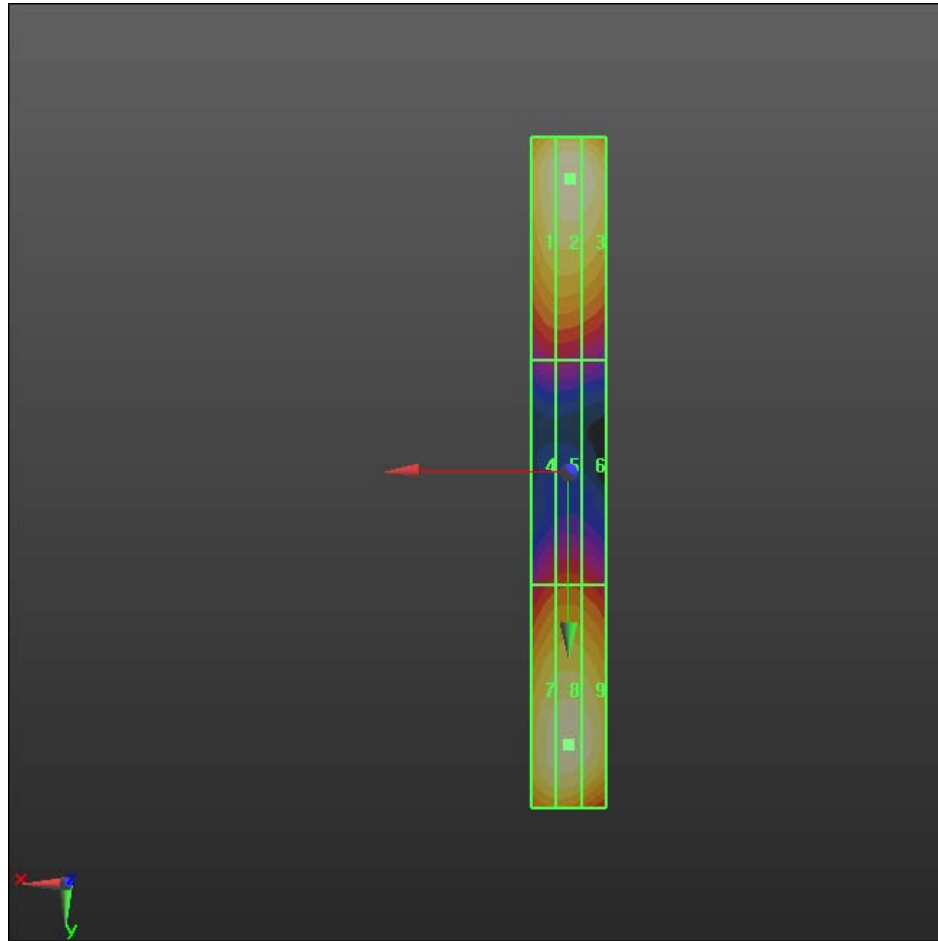
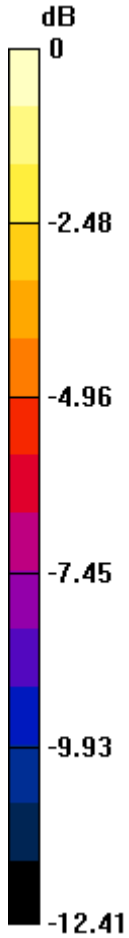


Author Data  
**Daoud Attayi**


Dates of Test  
**Mar. 22-23, Apr. 28, 2011**

Report No  
**RTS-3933-1104-55C  
 RTS-2580-1106-41**

FCC ID  
**L6ARDU70CW  
 L6ARDV70UW**



0 dB = 40.250V/m

	Document <b>Annex A to Hearing Aid Compatibility RF Emissions Test Report for the BlackBerry® Smartphone model RDU71CW/RDV71UW</b>		Page <b>39 (179)</b>
	Author Data <b>Daoud Attayi</b>	Dates of Test <b>Mar. 22-23, Apr. 28, 2011</b>	Report No <b>RTS-3933-1104-55C</b> <b>RTS-2580-1106-41</b>

Date/Time: 3/22/2011 4:50:23 PM

Test Laboratory: RIM Testing Services

**HAC RF\_E-Field\_validation\_1880 MHz**

**DUT: HAC Dipole 1880 MHz; Type: CD1880V3**

Communication System: CW; Communication System Band: D1900 (1900.0 MHz); Frequency: 1880 MHz; Communication System PAR: 0 dB

Medium parameters used:  $\sigma = 0$  mho/m,  $\epsilon_r = 1$ ;  $\rho = 0$  kg/m<sup>3</sup>

Phantom section: RF Section

Measurement Standard: DASYS (IEEE/IEC/ANSI C63.19-2007)

DASY5 Configuration:

- Probe: ER3DV6 - SN2286; ConvF(1, 1, 1); Calibrated: 1/14/2011
- Sensor-Surface: (Fix Surface)
- Electronics: DAE4 Sn881; Calibrated: 4/19/2010
- Phantom: HAC RF Test Arch with AMCC; Type: SD HAC P01 BA;
- Measurement SW: DASYS2, Version 52.6 (2); SEMCAD X Version 14.4.4 (2829)

**Dipole E-Field measurement/E Scan - measurement distance from the probe sensor center to CD1880 Dipole = 10mm/Hearing Aid Compatibility Test**

**(41x181x1):** Measurement grid: dx=5mm, dy=5mm


Maximum value of peak Total field = 133.2 V/m

Probe Modulation Factor = 1.000

Device Reference Point: 0, 0, -6.3 mm

Reference Value = 124.8 V/m; Power Drift = -0.0086 dB

**Hearing Aid Near-Field Category: M2 (AWF 0 dB)**

	Document <b>Annex A to Hearing Aid Compatibility RF Emissions Test Report for the BlackBerry® Smartphone model RDU71CW/RDV71UW</b>		Page <b>40 (179)</b>
	Author Data <b>Daoud Attayi</b>	Dates of Test <b>Mar. 22-23, Apr. 28, 2011</b>	Report No <b>RTS-3933-1104-55C</b> <b>RTS-2580-1106-41</b>

Peak E-field in V/m

Grid 1 <b>130.6 M2</b>	Grid 2 <b>133.2 M2</b>	Grid 3 <b>126.2 M2</b>
Grid 4 <b>83.013 M3</b>	Grid 5 <b>87.500 M3</b>	Grid 6 <b>86.528 M3</b>
Grid 7 <b>121.2 M2</b>	Grid 8 <b>124.7 M2</b>	Grid 9 <b>122.2 M2</b>

**Cursor:**

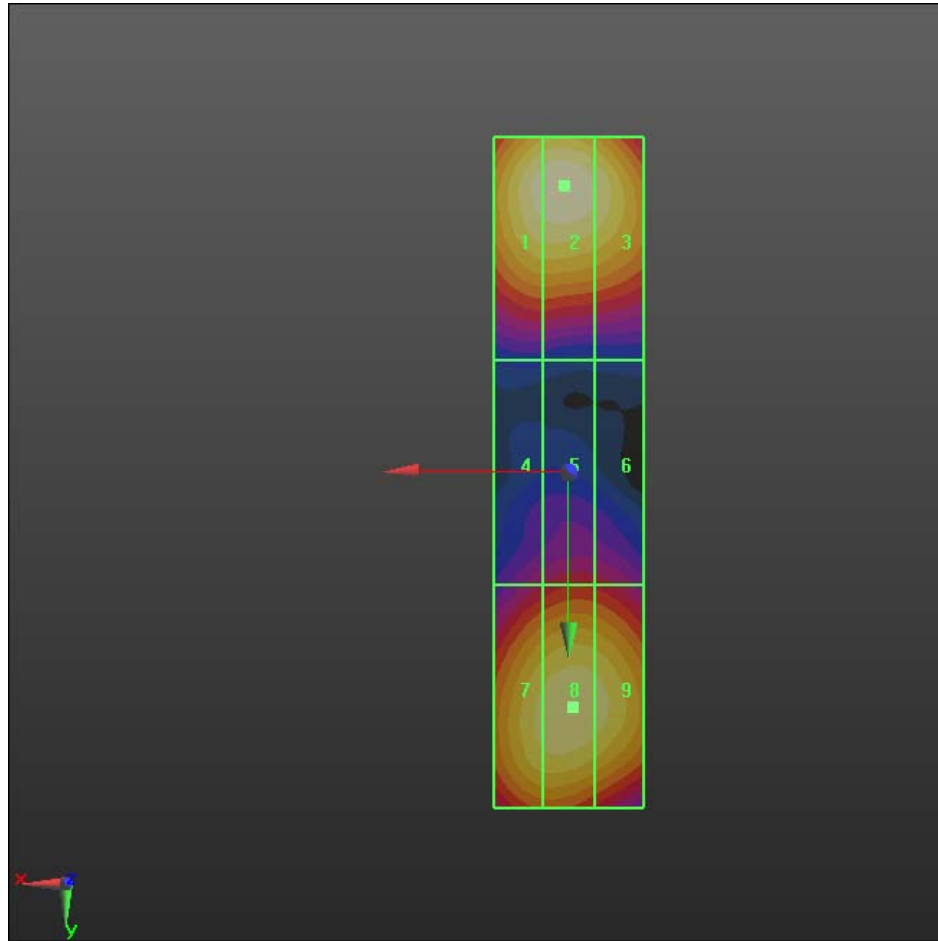
Total = 133.2 V/m  
E Category: M2  
Location: 0.5, -38.5, 4.7 mm

Author Data  
**Daoud Attayi**


Dates of Test  
**Mar. 22-23, Apr. 28, 2011**

Report No  
**RTS-3933-1104-55C  
 RTS-2580-1106-41**

FCC ID  
**L6ARDU70CW  
 L6ARDV70UW**



0 dB = 133.2V/m

	Document <b>Annex A to Hearing Aid Compatibility RF Emissions Test Report for the BlackBerry® Smartphone model RDU71CW/RDV71UW</b>		Page <b>42 (179)</b>
	Author Data <b>Daoud Attayi</b>	Dates of Test <b>Mar. 22-23, Apr. 28, 2011</b>	Report No <b>RTS-3933-1104-55C</b> <b>RTS-2580-1106-41</b>

Date/Time: 3/22/2011 4:54:49 PM

Test Laboratory: RIM Testing Services

### **HAC RF\_E-Field\_PMF\_GSM\_1880 MHz\_R2**

**DUT: HAC Dipole 1880 MHz; Type: CD1880V3**

Communication System: GSM 1900; Frequency: 1880 MHz; Communication System PAR: 9.191 dB

Medium parameters used:  $\sigma = 0$  mho/m,  $\epsilon_r = 1$ ;  $\rho = 0$  kg/m<sup>3</sup>

Phantom section: RF Section

Measurement Standard: DASYS (IEEE/IEC/ANSI C63.19-2007)

DASY5 Configuration:

- Probe: ER3DV6 - SN2286; ConvF(1, 1, 1); Calibrated: 1/14/2011
- Sensor-Surface: (Fix Surface)
- Electronics: DAE4 Sn881; Calibrated: 4/19/2010
- Phantom: HAC RF Test Arch with AMCC; Type: SD HAC P01 BA;
- Measurement SW: DASYS2, Version 52.6 (2); SEMCAD X Version 14.4.4 (2829)

### **Dipole E-Field measurement/E Scan - measurement distance from the probe sensor center to CD1880 Dipole = 10mm/Hearing Aid Compatibility Test**

**(41x181x1):** Measurement grid: dx=5mm, dy=5mm

Maximum value of peak Total field = 27.663 V/m


Probe Modulation Factor = 1.000

Device Reference Point: 0, 0, -6.3 mm

Reference Value = 25.374 V/m; Power Drift = 0.02 dB

**Hearing Aid Near-Field Category: M4 (AWF -5 dB)**



	Document <b>Annex A to Hearing Aid Compatibility RF Emissions Test Report for the BlackBerry® Smartphone model RDU71CW/RDV71UW</b>		Page <b>43 (179)</b>
	Author Data <b>Daoud Attayi</b>	Dates of Test <b>Mar. 22-23, Apr. 28, 2011</b>	Report No <b>RTS-3933-1104-55C RTS-2580-1106-41</b>

Peak E-field in V/m

Grid 1 <b>27.050 M4</b>	Grid 2 <b>27.663 M4</b>	Grid 3 <b>26.052 M4</b>
Grid 4 <b>17.031 M4</b>	Grid 5 <b>18.013 M4</b>	Grid 6 <b>17.833 M4</b>
Grid 7 <b>2036 M4</b>	Grid 8 <b>25.539 M4</b>	Grid 9 <b>25.116 M4</b>

**Cursor:**

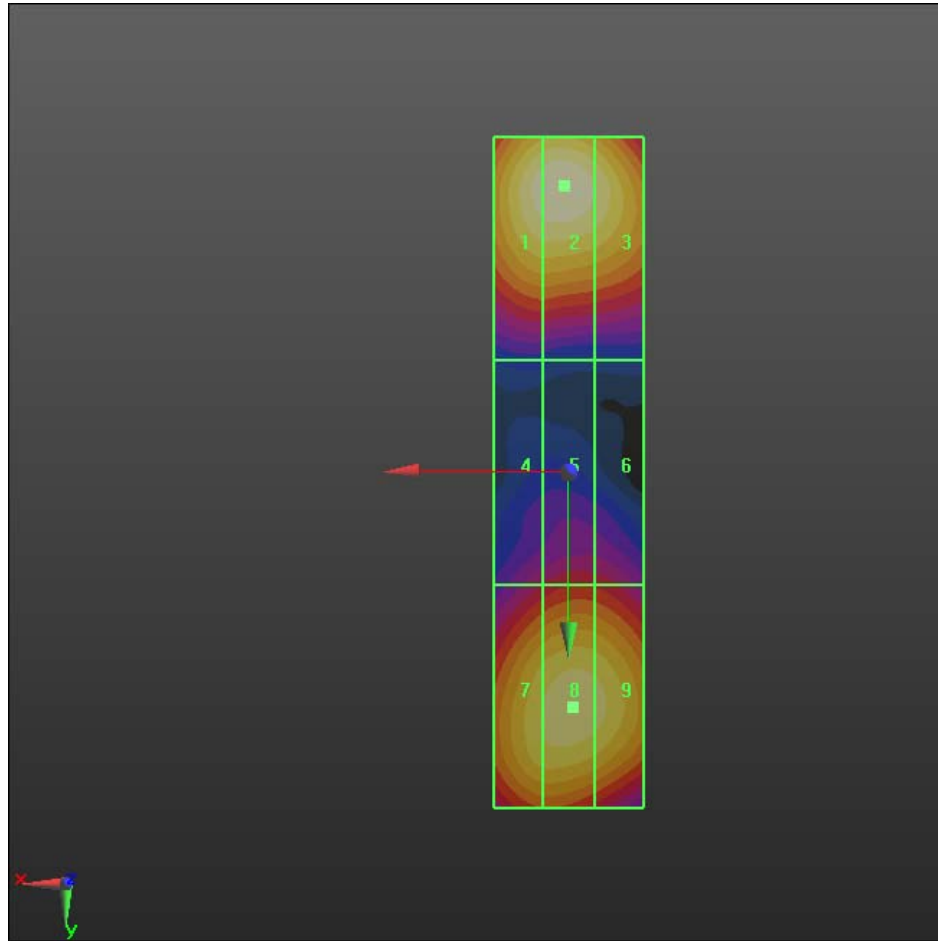
Total = 27.663 V/m  
 E Category: M4  
 Location: 0.5, -38.5, 4.7 mm

Author Data  
**Daoud Attayi**


Dates of Test  
**Mar. 22-23, Apr. 28, 2011**

Report No  
**RTS-3933-1104-55C  
 RTS-2580-1106-41**

FCC ID  
**L6ARDU70CW  
 L6ARDV70UW**



0 dB = 27.660V/m

	Document <b>Annex A to Hearing Aid Compatibility RF Emissions Test Report for the BlackBerry® Smartphone model RDU71CW/RDV71UW</b>		Page <b>45 (179)</b>
	Author Data <b>Daoud Attayi</b>	Dates of Test <b>Mar. 22-23, Apr. 28, 2011</b>	Report No <b>RTS-3933-1104-55C RTS-2580-1106-41</b>

Date/Time: 3/23/2011 12:08:40 PM

Test Laboratory: RIM Testing Services

**HAC RF\_E-Field\_PMF\_CW1880 MHz\_GSM**

**DUT: HAC Dipole 1880 MHz; Type: CD1880V3**


Communication System: CW; Communication System Band: D1900 (1900.0 MHz); Frequency: 1880 MHz; Communication System PAR: 0 dB  
Medium parameters used:  $\sigma = 0$  mho/m,  $\epsilon_r = 1$ ;  $\rho = 0$  kg/m<sup>3</sup>  
Phantom section: RF Section  
Measurement Standard: DASYS (IEEE/IEC/ANSI C63.19-2007)

DASY5 Configuration:

- Probe: ER3DV6 - SN2286; ConvF(1, 1, 1); Calibrated: 1/14/2011
- Sensor-Surface: (Fix Surface)
- Electronics: DAE4 Sn881; Calibrated: 4/19/2010
- Phantom: HAC RF Test Arch with AMCC; Type: SD HAC P01 BA;
- Measurement SW: DASYS2, Version 52.6 (2); SEMCAD X Version 14.4.4 (2829)

**Dipole E-Field measurement/E Scan - measurement distance from the probe sensor center to CD1880 Dipole = 10mm/Hearing Aid Compatibility Test**

**(41x181x1):** Measurement grid: dx=5mm, dy=5mm  
Maximum value of peak Total field = 82.216 V/m  
Probe Modulation Factor = 1.000  
Device Reference Point: 0, 0, -6.3 mm  
Reference Value = 78.932 V/m; Power Drift = 0.0039 dB  
**Hearing Aid Near-Field Category: M3 (AWF 0 dB)**

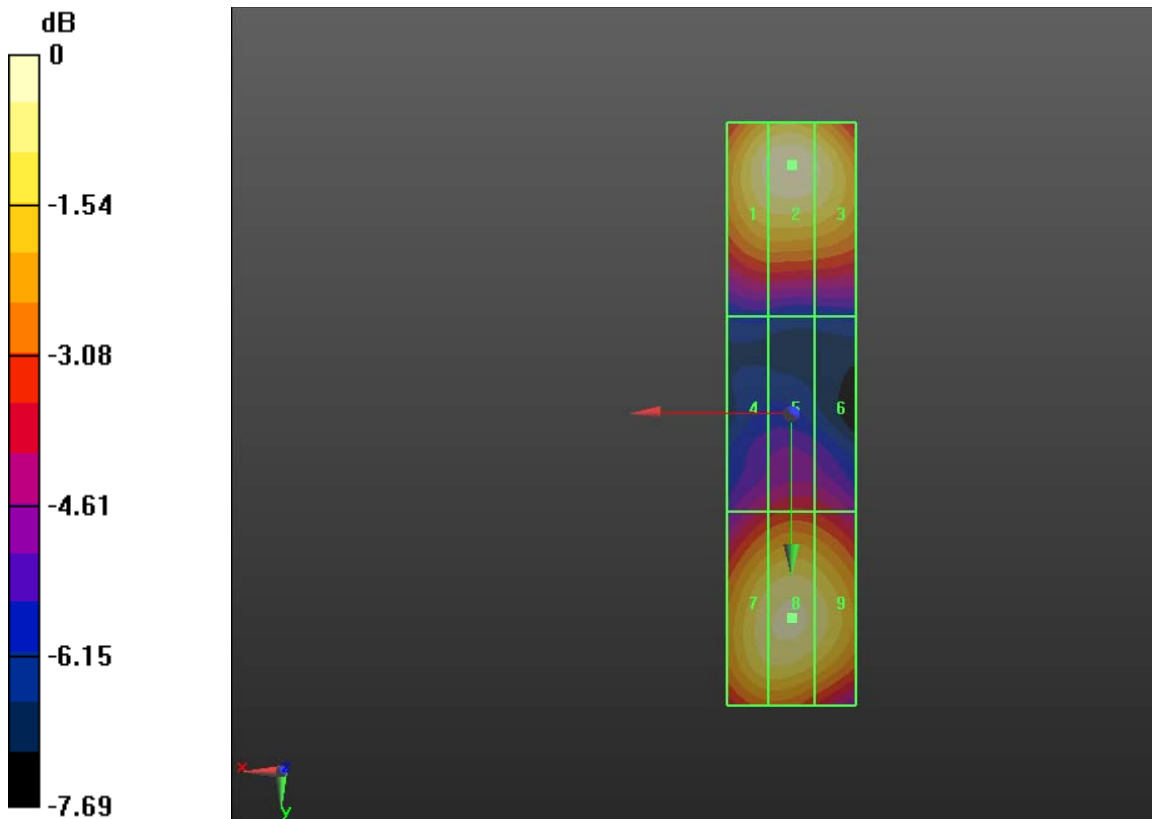
	Document <b>Annex A to Hearing Aid Compatibility RF Emissions Test Report for the BlackBerry® Smartphone model RDU71CW/RDV71UW</b>		Page <b>46 (179)</b>
	Author Data <b>Daoud Attayi</b>	Dates of Test <b>Mar. 22-23, Apr. 28, 2011</b>	Report No <b>RTS-3933-1104-55C RTS-2580-1106-41</b>

Peak E-field in V/m


Grid 1 <b>79.692 M3</b>	Grid 2 <b>82.216 M3</b>	Grid 3 <b>79.228 M3</b>
Grid 4 <b>52.849 M4</b>	Grid 5 <b>55.292 M4</b>	Grid 6 <b>54.232 M4</b>
Grid 7 <b>76.960 M3</b>	Grid 8 <b>78.815 M3</b>	Grid 9 <b>76.489 M3</b>

Cursor:

Total = 82.216 V/m  
 E Category: M3  
 Location: 0, -38.5, 4.7 mm



0 dB = 82.220V/m

	Document <b>Annex A to Hearing Aid Compatibility RF Emissions Test Report for the BlackBerry® Smartphone model RDU71CW/RDV71UW</b>		Page <b>47 (179)</b>
	Author Data <b>Daoud Attayi</b>	Dates of Test <b>Mar. 22-23, Apr. 28, 2011</b>	Report No <b>RTS-3933-1104-55C RTS-2580-1106-41</b>

Date/Time: 3/22/2011 4:12:07 PM

Test Laboratory: RIM Testing Services

**HAC RF\_E-Field\_PMF\_AM80%1880 MHz\_GSM**

**DUT: HAC Dipole 1880 MHz; Type: CD1880V3**

Communication System: AM 80%; Communication System Band: D1900 (1900.0 MHz);  
Frequency: 1880 MHz; Communication System PAR: 0 dB  
Medium parameters used:  $\sigma = 0$  mho/m,  $\epsilon_r = 1$ ;  $\rho = 0$  kg/m<sup>3</sup>  
Phantom section: RF Section  
Measurement Standard: DASYS (IEEE/IEC/ANSI C63.19-2007)


DASY5 Configuration:

- Probe: ER3DV6 - SN2286; ConvF(1, 1, 1); Calibrated: 1/14/2011
- Sensor-Surface: (Fix Surface)
- Electronics: DAE4 Sn881; Calibrated: 4/19/2010
- Phantom: HAC RF Test Arch with AMCC; Type: SD HAC P01 BA;
- Measurement SW: DASYS2, Version 52.6 (2); SEMCAD X Version 14.4.4 (2829)

**Dipole E-Field measurement/E Scan - measurement distance from the probe sensor center to CD1880 Dipole = 10mm/Hearing Aid Compatibility Test**

**(41x181x1):** Measurement grid: dx=5mm, dy=5mm  
Maximum value of peak Total field = 53.337 V/m  
Probe Modulation Factor = 1.000  
Device Reference Point: 0, 0, -6.3 mm  
Reference Value = 49.939 V/m; Power Drift = -0.09 dB  
**Hearing Aid Near-Field Category: M4 (AWF 0 dB)**



	Document <b>Annex A to Hearing Aid Compatibility RF Emissions Test Report for the BlackBerry® Smartphone model RDU71CW/RDV71UW</b>		Page <b>48 (179)</b>
	Author Data <b>Daoud Attayi</b>	Dates of Test <b>Mar. 22-23, Apr. 28, 2011</b>	Report No <b>RTS-3933-1104-55C</b> <b>RTS-2580-1106-41</b>

Peak E-field in V/m

Grid 1 <b>52.377 M4</b>	Grid 2 <b>53.337 M4</b>	Grid 3 <b>50.671 M4</b>
Grid 4 <b>3062 M4</b>	Grid 5 <b>35.058 M4</b>	Grid 6 <b>3043 M4</b>
Grid 7 <b>48.429 M4</b>	Grid 8 <b>49.374 M4</b>	Grid 9 <b>48.243 M4</b>

**Cursor:**

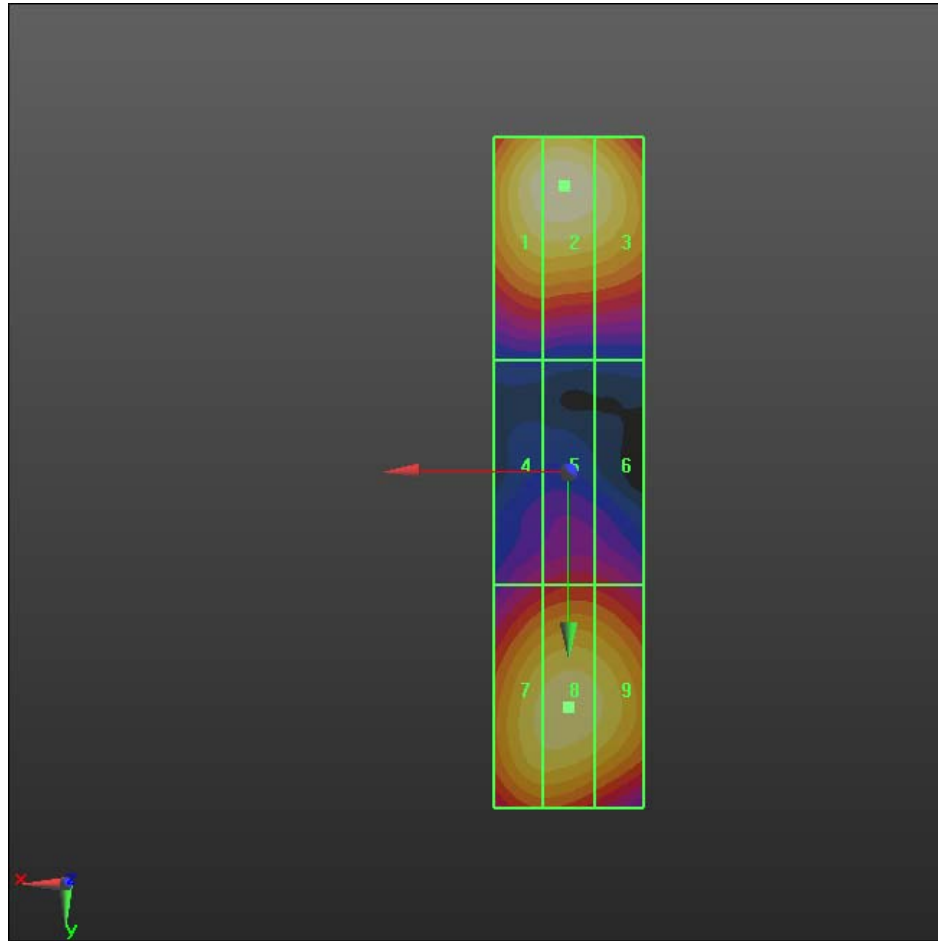
Total = 53.337 V/m  
E Category: M4  
Location: 0.5, -38.5, 4.7 mm

Author Data  
**Daoud Attayi**


Dates of Test  
**Mar. 22-23, Apr. 28, 2011**

Report No  
**RTS-3933-1104-55C  
 RTS-2580-1106-41**

FCC ID  
**L6ARDU70CW  
 L6ARDV70UW**



0 dB = 53.340V/m

	Document <b>Annex A to Hearing Aid Compatibility RF Emissions Test Report for the BlackBerry® Smartphone model RDU71CW/RDV71UW</b>		Page <b>50 (179)</b>
	Author Data <b>Daoud Attayi</b>	Dates of Test <b>Mar. 22-23, Apr. 28, 2011</b>	Report No <b>RTS-3933-1104-55C RTS-2580-1106-41</b>

Date/Time: 3/22/2011 3:54:49 PM

Test Laboratory: RIM Testing Services

**HAC RF\_E-Field\_PMF\_CDMA\_1880 MHz**

**DUT: HAC Dipole 1880 MHz; Type: CD1880V3**

Communication System: WCDMA FDD II; Frequency: 1880 MHz; Communication System

PAR: 0 dB

Medium parameters used:  $\sigma = 0$  mho/m,  $\epsilon_r = 1$ ;  $\rho = 0$  kg/m<sup>3</sup>

Phantom section: RF Section

Measurement Standard: DASYS (IEEE/IEC/ANSI C63.19-2007)

DASY5 Configuration:

- Probe: ER3DV6 - SN2286; ConvF(1, 1, 1); Calibrated: 1/14/2011
- Sensor-Surface: (Fix Surface)
- Electronics: DAE4 Sn881; Calibrated: 4/19/2010
- Phantom: HAC RF Test Arch with AMCC; Type: SD HAC P01 BA;
- Measurement SW: DASY52, Version 52.6 (2); SEMCAD X Version 14.4.4 (2829)

**Dipole E-Field measurement/E Scan - measurement distance from the probe sensor center to CD1880 Dipole = 10mm/Hearing Aid Compatibility Test**

**(41x181x1):** Measurement grid: dx=5mm, dy=5mm


Maximum value of peak Total field = 43.150 V/m

Probe Modulation Factor = 1.000

Device Reference Point: 0, 0, -6.3 mm

Reference Value = 40.108 V/m; Power Drift = -0.01 dB

**Hearing Aid Near-Field Category: M4 (AWF 0 dB)**

	Document <b>Annex A to Hearing Aid Compatibility RF Emissions Test Report for the BlackBerry® Smartphone model RDU71CW/RDV71UW</b>		Page <b>51 (179)</b>
	Author Data <b>Daoud Attayi</b>	Dates of Test <b>Mar. 22-23, Apr. 28, 2011</b>	Report No <b>RTS-3933-1104-55C</b> <b>RTS-2580-1106-41</b>

Peak E-field in V/m

Grid 1 <b>41.912 M4</b>	Grid 2 <b>43.150 M4</b>	Grid 3 <b>40.971 M4</b>
Grid 4 <b>26.905 M4</b>	Grid 5 <b>28.223 M4</b>	Grid 6 <b>27.711 M4</b>
Grid 7 <b>39.111 M4</b>	Grid 8 <b>40.205 M4</b>	Grid 9 <b>39.292 M4</b>

**Cursor:**

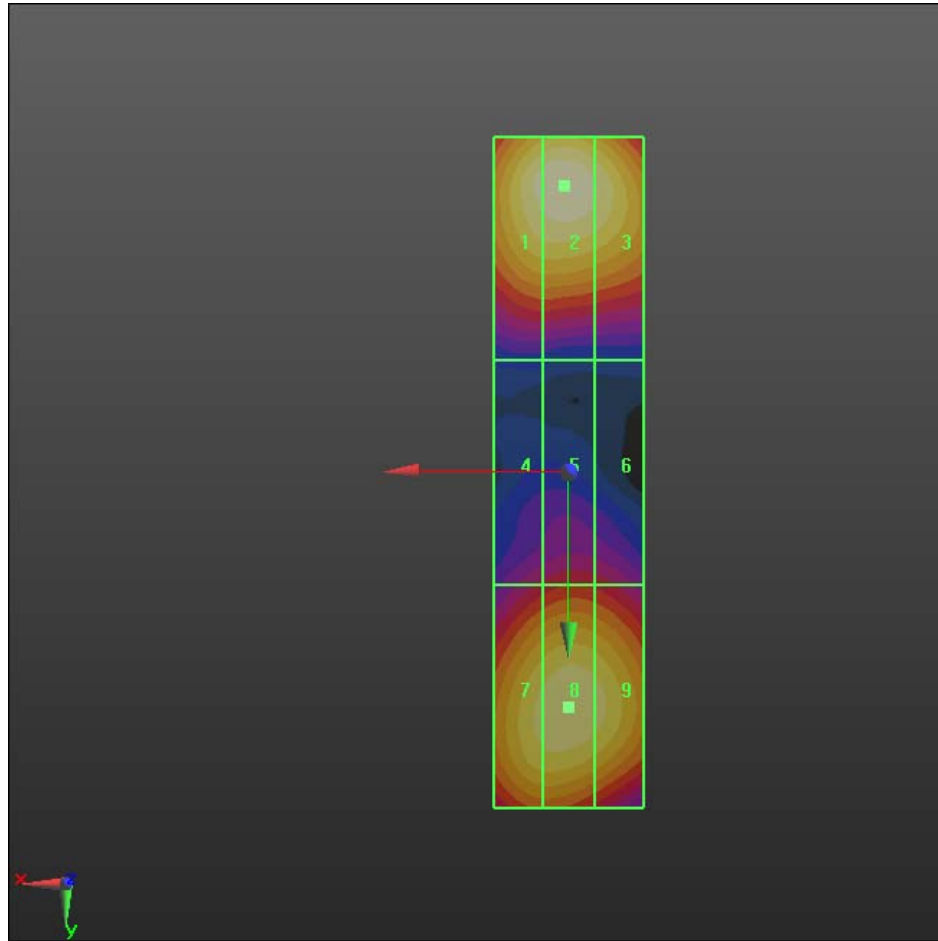
Total = 43.150 V/m  
E Category: M4  
Location: 0.5, -38.5, 4.7 mm

Author Data  
**Daoud Attayi**

Dates of Test  
**Mar. 22-23, Apr. 28, 2011**


Report No  
**RTS-3933-1104-55C  
 RTS-2580-1106-41**

FCC ID  
**L6ARDU70CW  
 L6ARDV70UW**



0 dB = 43.150V/m



	Document <b>Annex A to Hearing Aid Compatibility RF Emissions Test Report for the BlackBerry® Smartphone model RDU71CW/RDV71UW</b>		Page <b>53 (179)</b>
	Author Data <b>Daoud Attayi</b>	Dates of Test <b>Mar. 22-23, Apr. 28, 2011</b>	Report No <b>RTS-3933-1104-55C RTS-2580-1106-41</b>

Date/Time: 3/23/2011 12:23:00 PM

Test Laboratory: RIM Testing Services

**HAC RF\_E-Field\_PMF\_CW1880 MHz\_CDMA\_**

**DUT: HAC Dipole 1880 MHz; Type: CD1880V3**


Communication System: CW; Communication System Band: D1900 (1900.0 MHz); Frequency: 1880 MHz; Communication System PAR: 0 dB  
Medium parameters used:  $\sigma = 0$  mho/m,  $\epsilon_r = 1$ ;  $\rho = 0$  kg/m<sup>3</sup>  
Phantom section: RF Section  
Measurement Standard: DASY5 (IEEE/IEC/ANSI C63.19-2007)

DASY5 Configuration:

- Probe: ER3DV6 - SN2286; ConvF(1, 1, 1); Calibrated: 1/14/2011
- Sensor-Surface: (Fix Surface)
- Electronics: DAE4 Sn881; Calibrated: 4/19/2010
- Phantom: HAC RF Test Arch with AMCC; Type: SD HAC P01 BA;
- Measurement SW: DASY52, Version 52.6 (2); SEMCAD X Version 14.4.4 (2829)

**Dipole E-Field measurement/E Scan - measurement distance from the probe sensor center to CD1880 Dipole = 10mm/Hearing Aid Compatibility Test**

**(41x181x1):** Measurement grid: dx=5mm, dy=5mm  
Maximum value of peak Total field = 45.598 V/m  
Probe Modulation Factor = 1.000  
Device Reference Point: 0, 0, -6.3 mm  
Reference Value = 43.399 V/m; Power Drift = 0.03 dB  
**Hearing Aid Near-Field Category: M4 (AWF 0 dB)**

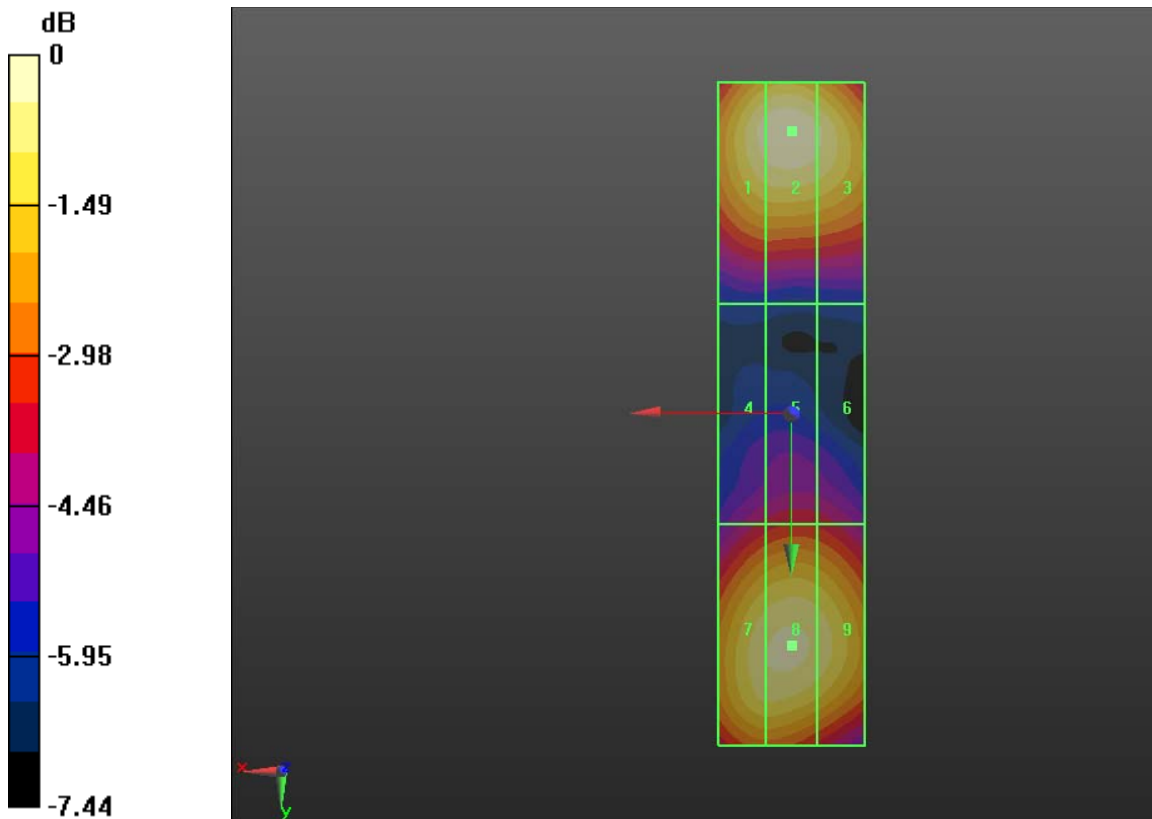
	Document <b>Annex A to Hearing Aid Compatibility RF Emissions Test Report for the BlackBerry® Smartphone model RDU71CW/RDV71UW</b>		Page <b>54 (179)</b>
	Author Data <b>Daoud Attayi</b>	Dates of Test <b>Mar. 22-23, Apr. 28, 2011</b>	Report No <b>RTS-3933-1104-55C</b> <b>RTS-2580-1106-41</b>

Peak E-field in V/m


Grid 1 <b>44.340 M4</b>	Grid 2 <b>45.598 M4</b>	Grid 3 <b>43.792 M4</b>
Grid 4 <b>29.598 M4</b>	Grid 5 <b>30.871 M4</b>	Grid 6 <b>30.339 M4</b>
Grid 7 <b>42.981 M4</b>	Grid 8 <b>43.734 M4</b>	Grid 9 <b>42.515 M4</b>

Cursor:

Total = 45.598 V/m  
 E Category: M4  
 Location: 0, -38.5, 4.7 mm



0 dB = 45.600V/m

	Document <b>Annex A to Hearing Aid Compatibility RF Emissions Test Report for the BlackBerry® Smartphone model RDU71CW/RDV71UW</b>		Page <b>55 (179)</b>
	Author Data <b>Daoud Attayi</b>	Dates of Test <b>Mar. 22-23, Apr. 28, 2011</b>	Report No <b>RTS-3933-1104-55C RTS-2580-1106-41</b>

Date/Time: 3/22/2011 4:34:04 PM

Test Laboratory: RIM Testing Services

### **HAC RF\_E-Field\_PMF\_AM80%1880 MHz\_CDMA**

**DUT: HAC Dipole 1880 MHz; Type: CD1880V3**

Communication System: AM 80%; Communication System Band: D1900 (1900.0 MHz);  
Frequency: 1880 MHz; Communication System PAR: 0 dB  
Medium parameters used:  $\sigma = 0$  mho/m,  $\epsilon_r = 1$ ;  $\rho = 0$  kg/m<sup>3</sup>  
Phantom section: RF Section  
Measurement Standard: DASYS (IEEE/IEC/ANSI C63.19-2007)

DASY5 Configuration:

- Probe: ER3DV6 - SN2286; ConvF(1, 1, 1); Calibrated: 1/14/2011
- Sensor-Surface: (Fix Surface)
- Electronics: DAE4 Sn881; Calibrated: 4/19/2010
- Phantom: HAC RF Test Arch with AMCC; Type: SD HAC P01 BA;
- Measurement SW: DASYS2, Version 52.6 (2); SEMCAD X Version 14.4.4 (2829)

### **Dipole E-Field measurement/E Scan - measurement distance from the probe sensor center to CD1880 Dipole = 10mm/Hearing Aid Compatibility Test**

**(41x181x1):** Measurement grid: dx=5mm, dy=5mm

Maximum value of peak Total field = 30.486 V/m

Probe Modulation Factor = 1.000

Device Reference Point: 0, 0, -6.3 mm

Reference Value = 28.158 V/m; Power Drift = 0.06 dB

**Hearing Aid Near-Field Category: M4 (AWF 0 dB)**

Author Data  
**Daoud Attayi**

Dates of Test  
**Mar. 22-23, Apr. 28, 2011**

Report No  
**RTS-3933-1104-55C  
 RTS-2580-1106-41**

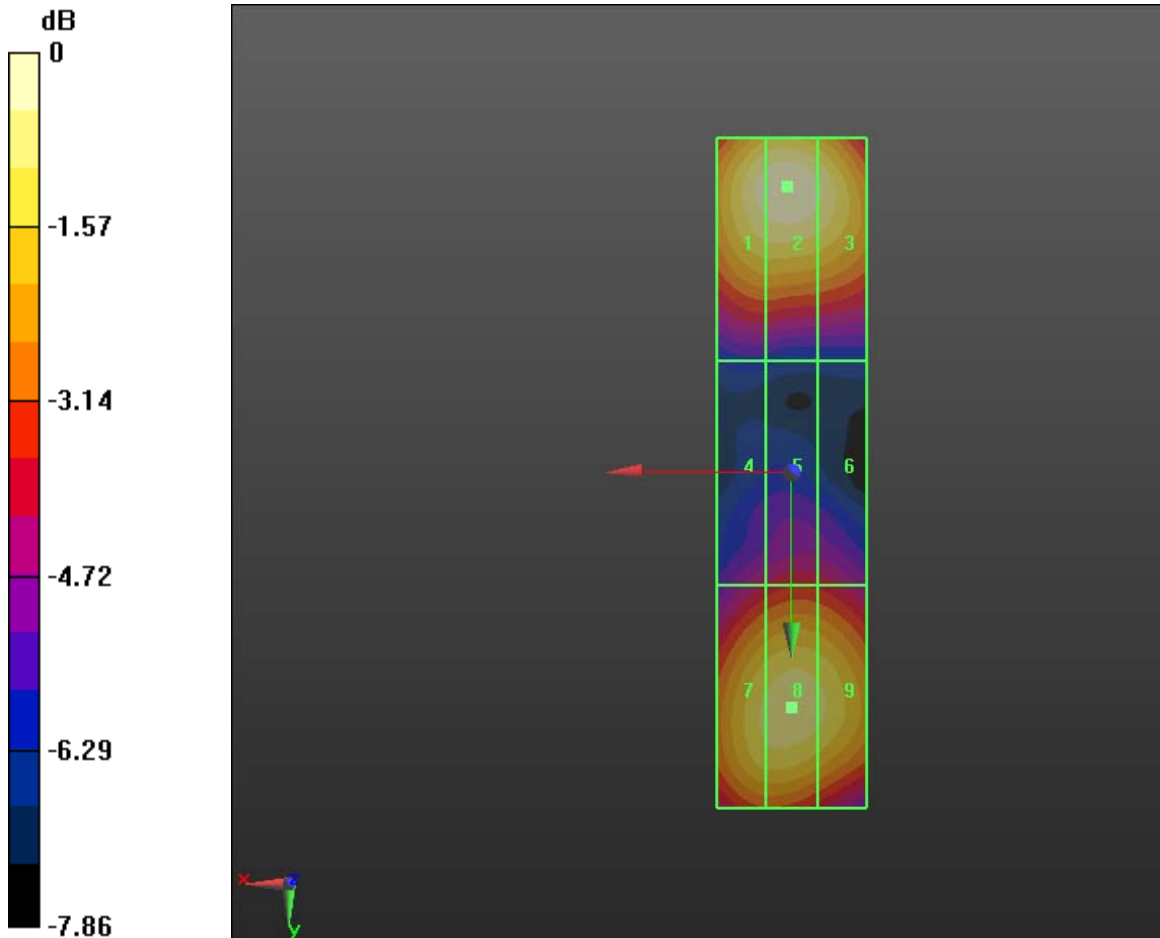
FCC ID  
**L6ARDU70CW  
 L6ARDV70UW**

Peak E-field in V/m


Grid 1 <b>29.713 M4</b>	Grid 2 <b>30.486 M4</b>	Grid 3 <b>29.090 M4</b>
Grid 4 <b>18.962 M4</b>	Grid 5 <b>19.986 M4</b>	Grid 6 <b>19.699 M4</b>
Grid 7 <b>27.492 M4</b>	Grid 8 <b>28.197 M4</b>	Grid 9 <b>27.513 M4</b>

**Cursor:**

Total = 30.486 V/m  
 E Category: M4  
 Location: 0.5, -38.5, 4.7 mm



0 dB = 30.490V/m

	Document <b>Annex A to Hearing Aid Compatibility RF Emissions Test Report for the BlackBerry® Smartphone model RDU71CW/RDV71UW</b>		Page <b>57 (179)</b>
	Author Data <b>Daoud Attayi</b>	Dates of Test <b>Mar. 22-23, Apr. 28, 2011</b>	Report No <b>RTS-3933-1104-55C</b> <b>RTS-2580-1106-41</b>

Date/Time: 3/23/2011 3:19:30 PM

Test Laboratory: RIM Testing Services

### **HAC RF\_H-Field\_validation\_835 MHz**

**DUT: HAC-Dipole 835 MHz; Type: D835V3**

Communication System: CW; Communication System Band: D835 (835.0 MHz); Frequency: 835 MHz; Communication System PAR: 0 dB

Medium parameters used:  $\sigma = 0$  mho/m,  $\epsilon_r = 1$ ;  $\rho = 0$  kg/m<sup>3</sup>

Phantom section: RF Section

Measurement Standard: DASYS (IEEE/IEC/ANSI C63.19-2007)

DASY5 Configuration:

- Probe: H3DV6 - SN6105; ; Calibrated: 11/18/2010
- Sensor-Surface: (Fix Surface)
- Electronics: DAE4 Sn881; Calibrated: 4/19/2010
- Phantom: HAC RF Test Arch with AMCC; Type: SD HAC P01 BA;
- Measurement SW: DASYS2, Version 52.6 (2); SEMCAD X Version 14.4.4 (2829)

### **Dipole H-Field measurement with H3DV6 probe/H Scan - measurement distance from the probe sensor center to CD835 Dipole = 10mm/Hearing Aid**

**Compatibility Test (41x181x1):** Measurement grid: dx=5mm, dy=5mm

Maximum value of peak Total field = 0.475 A/m


Probe Modulation Factor = 1.000

Device Reference Point: 0, 0, -6.3 mm

Reference Value = 0.514 A/m; Power Drift = -0.08 dB

**Hearing Aid Near-Field Category: M4 (AWF 0 dB)**



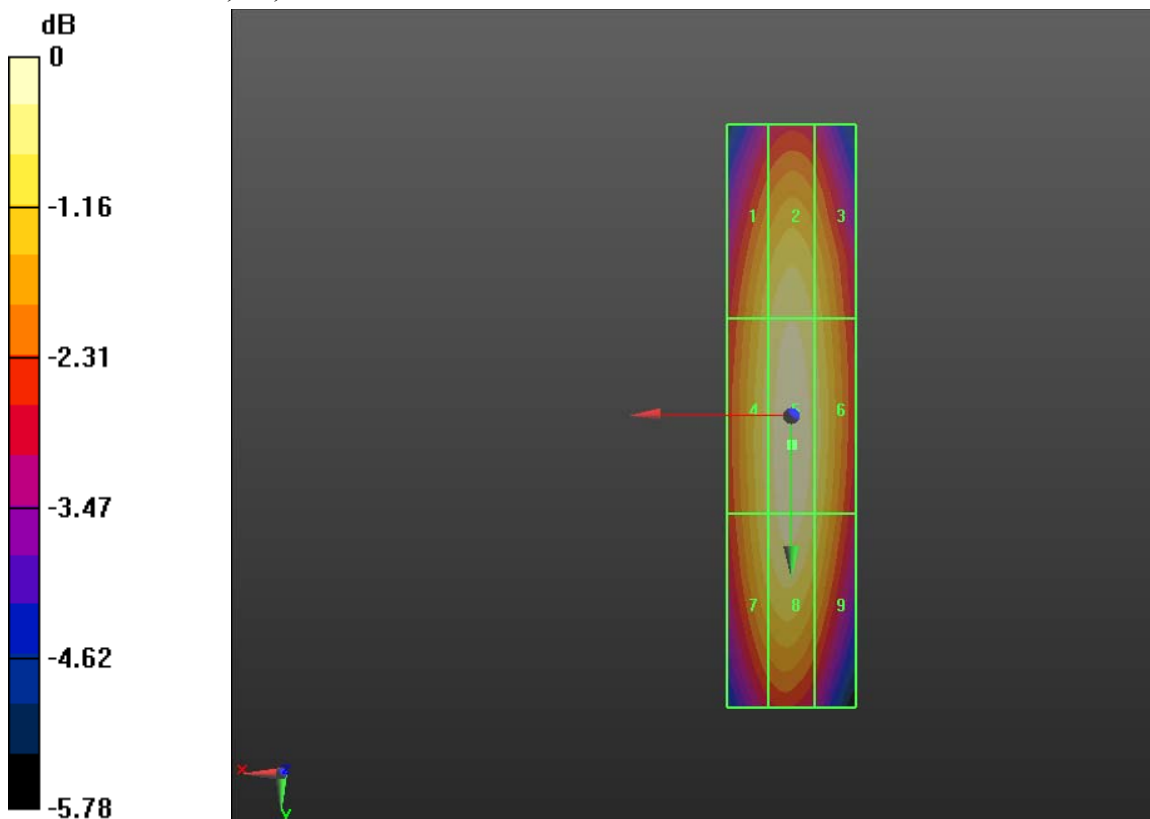
	Document <b>Annex A to Hearing Aid Compatibility RF Emissions Test Report for the BlackBerry® Smartphone model RDU71CW/RDV71UW</b>		Page <b>58 (179)</b>
	Author Data <b>Daoud Attayi</b>	Dates of Test <b>Mar. 22-23, Apr. 28, 2011</b>	Report No <b>RTS-3933-1104-55C</b> <b>RTS-2580-1106-41</b>

Peak H-field in A/m


Grid 1 <b>0.437 M4</b>	Grid 2 <b>0.459 M4</b>	Grid 3 <b>0.437 M4</b>
Grid 4 <b>0.453 M4</b>	Grid 5 <b>0.475 M4</b>	Grid 6 <b>0.453 M4</b>
Grid 7 <b>0.447 M4</b>	Grid 8 <b>0.469 M4</b>	Grid 9 <b>0.442 M4</b>

**Cursor:**

Total = 0.475 A/m  
 H Category: M4  
 Location: 0, 4.5, 4.7 mm



0 dB = 0.480A/m

	Document <b>Annex A to Hearing Aid Compatibility RF Emissions Test Report for the BlackBerry® Smartphone model RDU71CW/RDV71UW</b>		Page <b>59 (179)</b>
	Author Data <b>Daoud Attayi</b>	Dates of Test <b>Mar. 22-23, Apr. 28, 2011</b>	Report No <b>RTS-3933-1104-55C RTS-2580-1106-41</b>

Date/Time: 3/23/2011 3:06:50 PM

Test Laboratory: RIM Testing Services

**HAC RF\_H-Field\_PMF\_GSM\_835 MHz**

**DUT: HAC-Dipole 835 MHz; Type: D835V3**

Communication System: GSM 850; Frequency: 835 MHz; Communication System PAR: 9.191 dB

Medium parameters used:  $\sigma = 0$  mho/m,  $\epsilon_r = 1$ ;  $\rho = 0$  kg/m<sup>3</sup>

Phantom section: RF Section

Measurement Standard: DASYS (IEEE/IEC/ANSI C63.19-2007)

DASY5 Configuration:

- Probe: H3DV6 - SN6105; ; Calibrated: 11/18/2010
- Sensor-Surface: (Fix Surface)
- Electronics: DAE4 Sn881; Calibrated: 4/19/2010
- Phantom: HAC RF Test Arch with AMCC; Type: SD HAC P01 BA;
- Measurement SW: DASYS2, Version 52.6 (2); SEMCAD X Version 14.4.4 (2829)

**Dipole H-Field measurement with H3DV6 probe/H Scan - measurement distance from the probe sensor center to CD835 Dipole = 10mm/Hearing Aid**

**Compatibility Test (41x181x1):** Measurement grid: dx=5mm, dy=5mm


Maximum value of peak Total field = 0.168 A/m

Probe Modulation Factor = 1.000

Device Reference Point: 0, 0, -6.3 mm

Reference Value = 0.173 A/m; Power Drift = 0.43 dB

**Hearing Aid Near-Field Category: M4 (AWF -5 dB)**

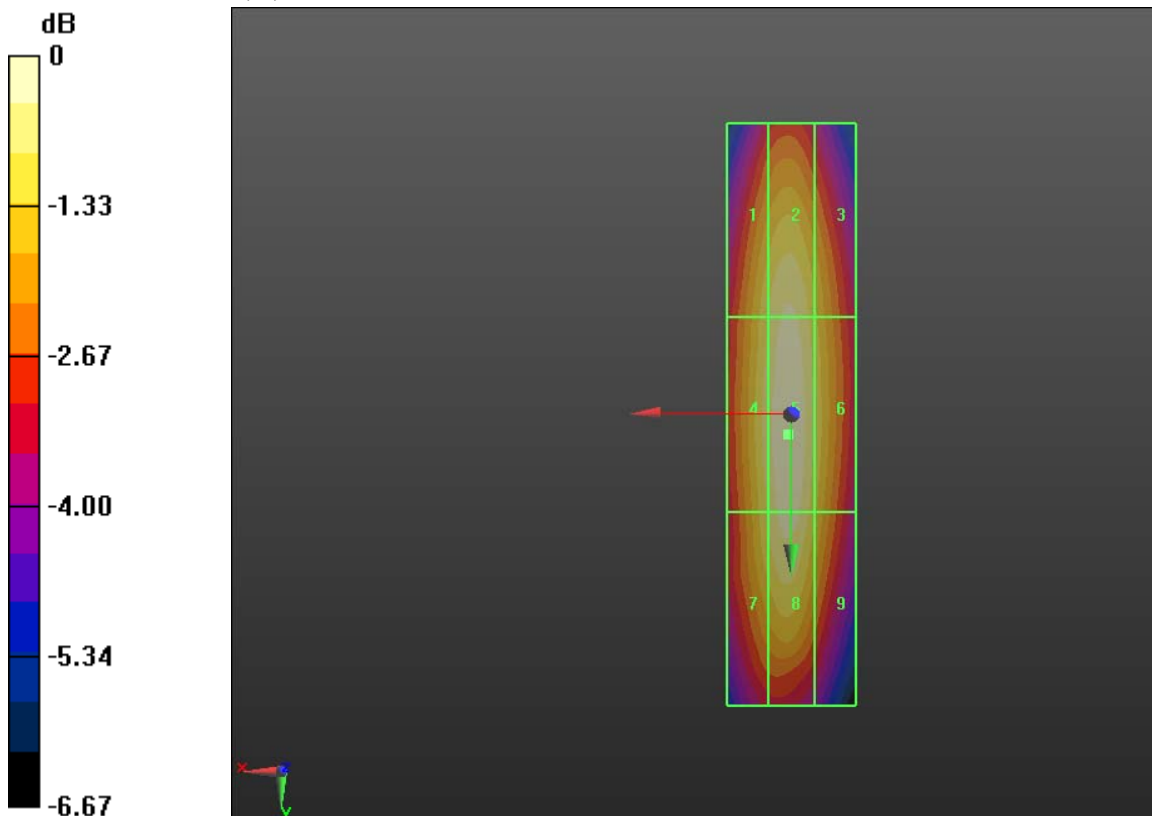
	Document <b>Annex A to Hearing Aid Compatibility RF Emissions Test Report for the BlackBerry® Smartphone model RDU71CW/RDV71UW</b>		Page <b>60 (179)</b>
	Author Data <b>Daoud Attayi</b>	Dates of Test <b>Mar. 22-23, Apr. 28, 2011</b>	Report No <b>RTS-3933-1104-55C</b> <b>RTS-2580-1106-41</b>

Peak H-field in A/m


Grid 1 <b>0.154 M4</b>	Grid 2 <b>0.163 M4</b>	Grid 3 <b>0.148 M4</b>
Grid 4 <b>0.159 M4</b>	Grid 5 <b>0.168 M4</b>	Grid 6 <b>0.153 M4</b>
Grid 7 <b>0.155 M4</b>	Grid 8 <b>0.165 M4</b>	Grid 9 <b>0.148 M4</b>

**Cursor:**

Total = 0.168 A/m  
 H Category: M4  
 Location: 0.5, 3, 4.7 mm



0 dB = 0.170A/m

	Document <b>Annex A to Hearing Aid Compatibility RF Emissions Test Report for the BlackBerry® Smartphone model RDU71CW/RDV71UW</b>		Page <b>61 (179)</b>
	Author Data <b>Daoud Attayi</b>	Dates of Test <b>Mar. 22-23, Apr. 28, 2011</b>	Report No <b>RTS-3933-1104-55C RTS-2580-1106-41</b>

Date/Time: 3/23/2011 3:23:34 PM

Test Laboratory: RIM Testing Services

### **HAC RF\_H-Field\_PMF\_CW835 MHz\_GSM**

**DUT: HAC-Dipole 835 MHz; Type: D835V3**

Communication System: CW; Communication System Band: D835 (835.0 MHz); Frequency: 835 MHz; Communication System PAR: 0 dB  
Medium parameters used:  $\sigma = 0$  mho/m,  $\epsilon_r = 1$ ;  $\rho = 0$  kg/m<sup>3</sup>  
Phantom section: RF Section  
Measurement Standard: DASYS (IEEE/IEC/ANSI C63.19-2007)

DASY5 Configuration:

- Probe: H3DV6 - SN6105; ; Calibrated: 11/18/2010
- Sensor-Surface: (Fix Surface)
- Electronics: DAE4 Sn881; Calibrated: 4/19/2010
- Phantom: HAC RF Test Arch with AMCC; Type: SD HAC P01 BA;
- Measurement SW: DASYS2, Version 52.6 (2); SEMCAD X Version 14.4.4 (2829)

### **Dipole H-Field measurement with H3DV6 probe/H Scan - measurement distance from the probe sensor center to CD835 Dipole = 10mm/Hearing Aid**

**Compatibility Test (41x181x1):** Measurement grid: dx=5mm, dy=5mm

Maximum value of peak Total field = 0.482 A/m

Probe Modulation Factor = 1.000

Device Reference Point: 0, 0, -6.3 mm

Reference Value = 0.503 A/m; Power Drift = -0.00099 dB

**Hearing Aid Near-Field Category: M4 (AWF 0 dB)**

Author Data  
**Daoud Attayi**

Dates of Test  
**Mar. 22-23, Apr. 28, 2011**

Report No  
**RTS-3933-1104-55C  
 RTS-2580-1106-41**

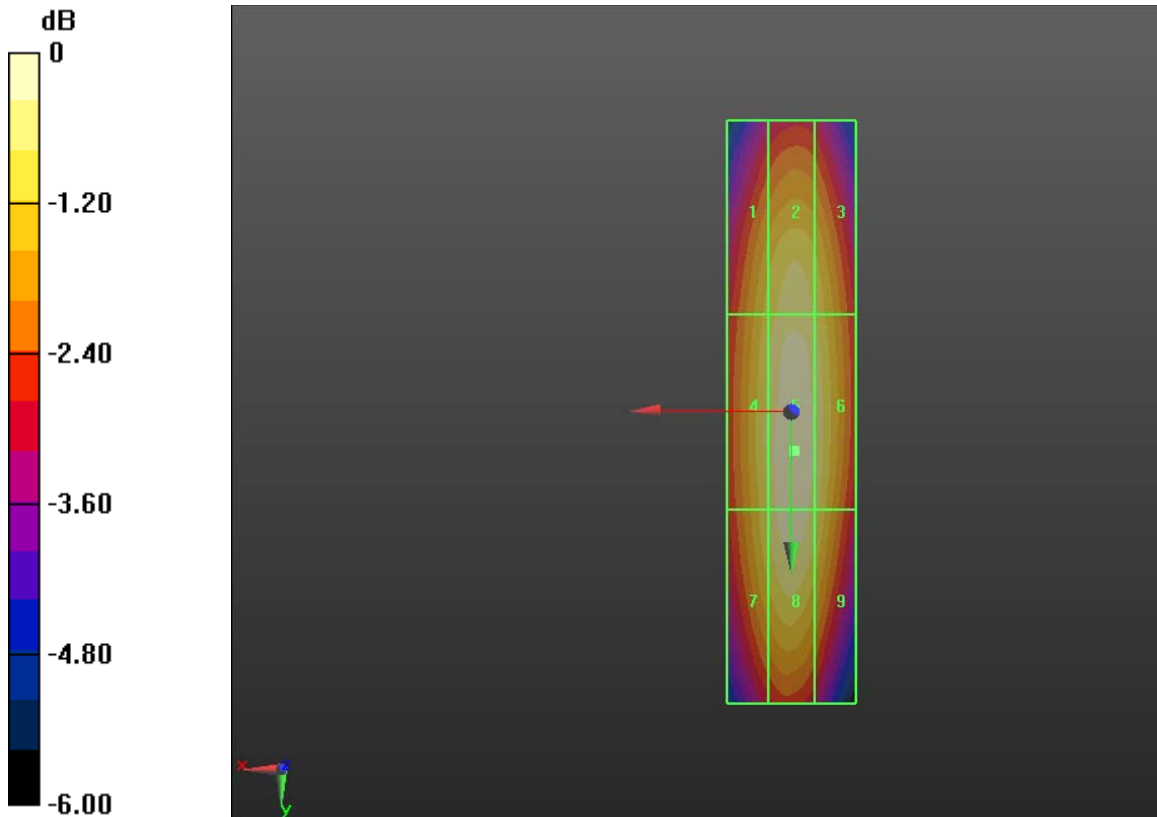
FCC ID  
**L6ARDU70CW  
 L6ARDV70UW**

Peak H-field in A/m


Grid 1 <b>0.429 M4</b>	Grid 2 <b>0.450 M4</b>	Grid 3 <b>0.439 M4</b>
Grid 4 <b>0.449 M4</b>	Grid 5 <b>0.482 M4</b>	Grid 6 <b>0.458 M4</b>
Grid 7 <b>0.441 M4</b>	Grid 8 <b>0.475 M4</b>	Grid 9 <b>0.448 M4</b>

**Cursor:**

Total = 0.482 A/m  
 H Category: M4  
 Location: -0.5, 6, 4.7 mm



0 dB = 0.480A/m

	Document		Page
	<b>Annex A to Hearing Aid Compatibility RF Emissions Test Report for the BlackBerry® Smartphone model RDU71CW/RDV71UW</b>		63 (179)
Author Data	Dates of Test	Report No	FCC ID
<b>Daoud Attayi</b>	<b>Mar. 22-23, Apr. 28, 2011</b>	<b>RTS-3933-1104-55C RTS-2580-1106-41</b>	<b>L6ARDU70CW L6ARDV70UW</b>

Date/Time: 3/23/2011 3:34:08 PM

Test Laboratory: RIM Testing Services

**HAC RF\_H-Field\_PMF\_AM80%835 MHz\_GSM**

**DUT: HAC-Dipole 835 MHz; Type: D835V3**

Communication System: AM 80%; Communication System Band: D835 (835.0 MHz);  
 Frequency: 835 MHz; Communication System PAR: 0 dB  
 Medium parameters used:  $\sigma = 0$  mho/m,  $\epsilon_r = 1$ ;  $\rho = 0$  kg/m<sup>3</sup>  
 Phantom section: RF Section  
 Measurement Standard: DASYS (IEEE/IEC/ANSI C63.19-2007)

DASY5 Configuration:

- Probe: H3DV6 - SN6105; ; Calibrated: 11/18/2010
- Sensor-Surface: (Fix Surface)
- Electronics: DAE4 Sn881; Calibrated: 4/19/2010
- Phantom: HAC RF Test Arch with AMCC; Type: SD HAC P01 BA;
- Measurement SW: DASY52, Version 52.6 (2); SEMCAD X Version 14.4.4 (2829)

**Dipole H-Field measurement with H3DV6 probe/H Scan - measurement distance from the probe sensor center to CD835 Dipole = 10mm/Hearing Aid**

**Compatibility Test (41x181x1):** Measurement grid: dx=5mm, dy=5mm

Maximum value of peak Total field = 0.302 A/m


Probe Modulation Factor = 1.000

Device Reference Point: 0, 0, -6.3 mm

Reference Value = 0.326 A/m; Power Drift = -0.16 dB

**Hearing Aid Near-Field Category: M4 (AWF 0 dB)**



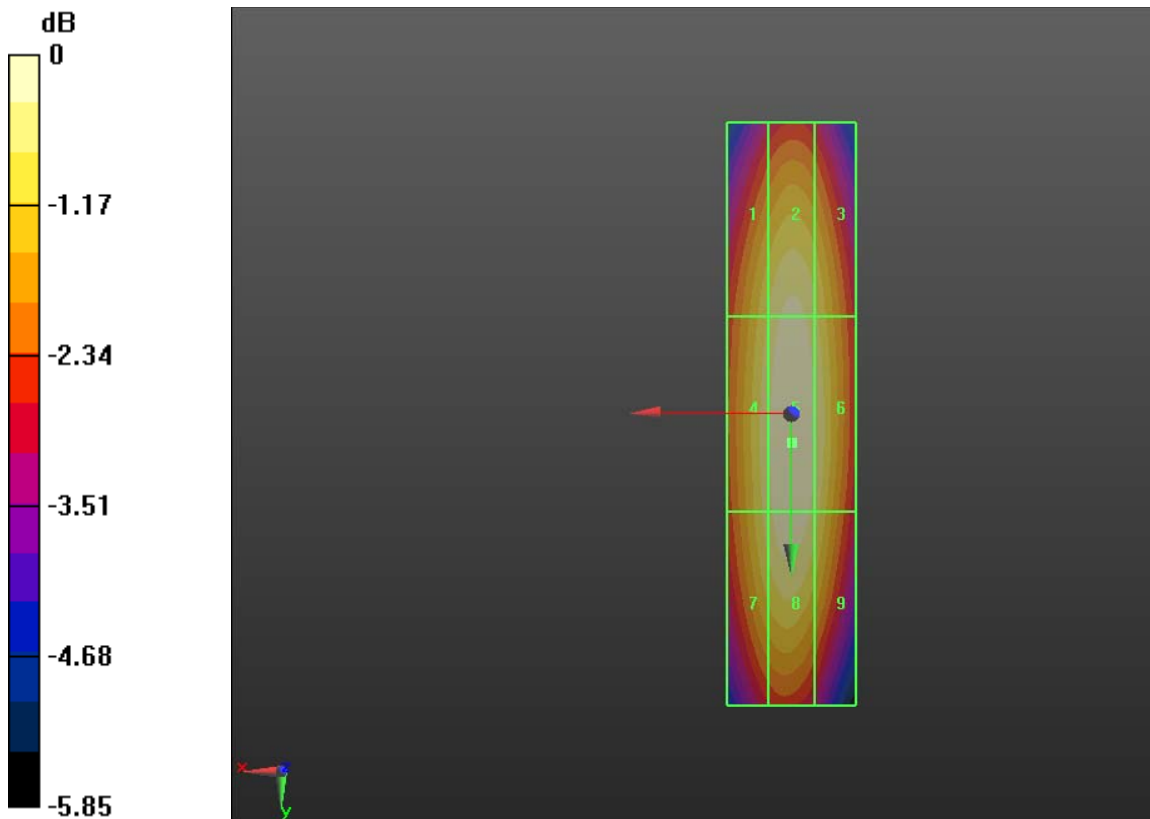
	Document <b>Annex A to Hearing Aid Compatibility RF Emissions Test Report for the BlackBerry® Smartphone model RDU71CW/RDV71UW</b>		Page <b>64 (179)</b>
	Author Data <b>Daoud Attayi</b>	Dates of Test <b>Mar. 22-23, Apr. 28, 2011</b>	Report No <b>RTS-3933-1104-55C RTS-2580-1106-41</b>

Peak H-field in A/m


Grid 1 <b>0.276 M4</b>	Grid 2 <b>0.292 M4</b>	Grid 3 <b>0.279 M4</b>
Grid 4 <b>0.286 M4</b>	Grid 5 <b>0.302 M4</b>	Grid 6 <b>0.289 M4</b>
Grid 7 <b>0.283 M4</b>	Grid 8 <b>0.299 M4</b>	Grid 9 <b>0.281 M4</b>

**Cursor:**

Total = 0.302 A/m  
 H Category: M4  
 Location: 0, 4.5, 4.7 mm



0 dB = 0.300A/m

	Document <b>Annex A to Hearing Aid Compatibility RF Emissions Test Report for the BlackBerry® Smartphone model RDU71CW/RDV71UW</b>		Page <b>65 (179)</b>
	Author Data <b>Daoud Attayi</b>	Dates of Test <b>Mar. 22-23, Apr. 28, 2011</b>	Report No <b>RTS-3933-1104-55C RTS-2580-1106-41</b>

Date/Time: 3/23/2011 3:11:51 PM

Test Laboratory: RIM Testing Services

### **HAC RF\_H-Field\_PMF\_CDMA\_835 MHz**

**DUT: HAC-Dipole 835 MHz; Type: D835V3**

Communication System: CDMA 800;; Frequency: 835 MHz; Communication System PAR: 0 dB  
Medium parameters used:  $\sigma = 0$  mho/m,  $\epsilon_r = 1$ ;  $\rho = 0$  kg/m<sup>3</sup>  
Phantom section: RF Section  
Measurement Standard: DASYS (IEEE/IEC/ANSI C63.19-2007)

DASY5 Configuration:

- Probe: H3DV6 - SN6105; ; Calibrated: 11/18/2010
- Sensor-Surface: (Fix Surface)
- Electronics: DAE4 Sn881; Calibrated: 4/19/2010
- Phantom: HAC RF Test Arch with AMCC; Type: SD HAC P01 BA;
- Measurement SW: DASYS2, Version 52.6 (2); SEMCAD X Version 14.4.4 (2829)

### **Dipole H-Field measurement with H3DV6 probe/H Scan - measurement distance from the probe sensor center to CD835 Dipole = 10mm/Hearing Aid**

**Compatibility Test (41x181x1):** Measurement grid: dx=5mm, dy=5mm

Maximum value of peak Total field = 0.183 A/m

Probe Modulation Factor = 1.000

Device Reference Point: 0, 0, -6.3 mm

Reference Value = 0.196 A/m; Power Drift = 0.01 dB

**Hearing Aid Near-Field Category: M4 (AWF 0 dB)**

Author Data  
**Daoud Attayi**

Dates of Test  
**Mar. 22-23, Apr. 28, 2011**

Report No  
**RTS-3933-1104-55C  
 RTS-2580-1106-41**

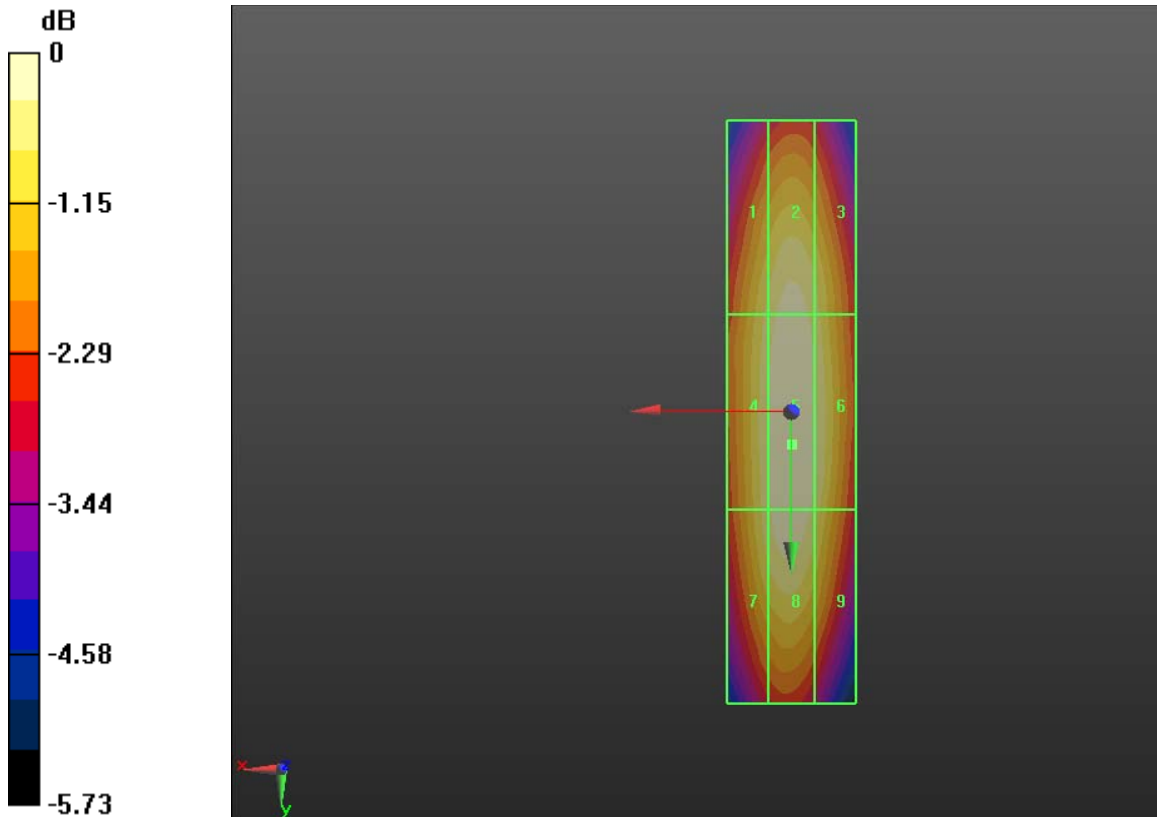
FCC ID  
**L6ARDU70CW  
 L6ARDV70UW**

Peak H-field in A/m


Grid 1 <b>0.168 M4</b>	Grid 2 <b>0.176 M4</b>	Grid 3 <b>0.169 M4</b>
Grid 4 <b>0.173 M4</b>	Grid 5 <b>0.183 M4</b>	Grid 6 <b>0.175 M4</b>
Grid 7 <b>0.171 M4</b>	Grid 8 <b>0.180 M4</b>	Grid 9 <b>0.169 M4</b>

**Cursor:**

Total = 0.183 A/m  
 H Category: M4  
 Location: 0, 5, 4.7 mm



0 dB = 0.180A/m

	Document <b>Annex A to Hearing Aid Compatibility RF Emissions Test Report for the BlackBerry® Smartphone model RDU71CW/RDV71UW</b>		Page <b>67 (179)</b>
	Author Data <b>Daoud Attayi</b>	Dates of Test <b>Mar. 22-23, Apr. 28, 2011</b>	Report No <b>RTS-3933-1104-55C RTS-2580-1106-41</b>

Date/Time: 3/23/2011 3:28:48 PM

Test Laboratory: RIM Testing Services

### **HAC RF\_H-Field\_PMF\_CW835 MHz\_CDMA**

**DUT: HAC-Dipole 835 MHz; Type: D835V3**

Communication System: CW; Communication System Band: D835 (835.0 MHz); Frequency: 835 MHz; Communication System PAR: 0 dB

Medium parameters used:  $\sigma = 0$  mho/m,  $\epsilon_r = 1$ ;  $\rho = 0$  kg/m<sup>3</sup>

Phantom section: RF Section

Measurement Standard: DASYS (IEEE/IEC/ANSI C63.19-2007)

DASY5 Configuration:

- Probe: H3DV6 - SN6105; ; Calibrated: 11/18/2010
- Sensor-Surface: (Fix Surface)
- Electronics: DAE4 Sn881; Calibrated: 4/19/2010
- Phantom: HAC RF Test Arch with AMCC; Type: SD HAC P01 BA;
- Measurement SW: DASY52, Version 52.6 (2); SEMCAD X Version 14.4.4 (2829)

**Dipole H-Field measurement with H3DV6 probe/H Scan - measurement distance from the probe sensor center to CD835 Dipole = 10mm/Hearing Aid**

**Compatibility Test (41x181x1):** Measurement grid: dx=5mm, dy=5mm

Maximum value of peak Total field = 0.191 A/m

Probe Modulation Factor = 1.000

Device Reference Point: 0, 0, -6.3 mm

Reference Value = 0.202 A/m; Power Drift = -0.03 dB

**Hearing Aid Near-Field Category: M4 (AWF 0 dB)**

Author Data  
**Daoud Attayi**

Dates of Test  
**Mar. 22-23, Apr. 28, 2011**

Report No  
**RTS-3933-1104-55C  
 RTS-2580-1106-41**

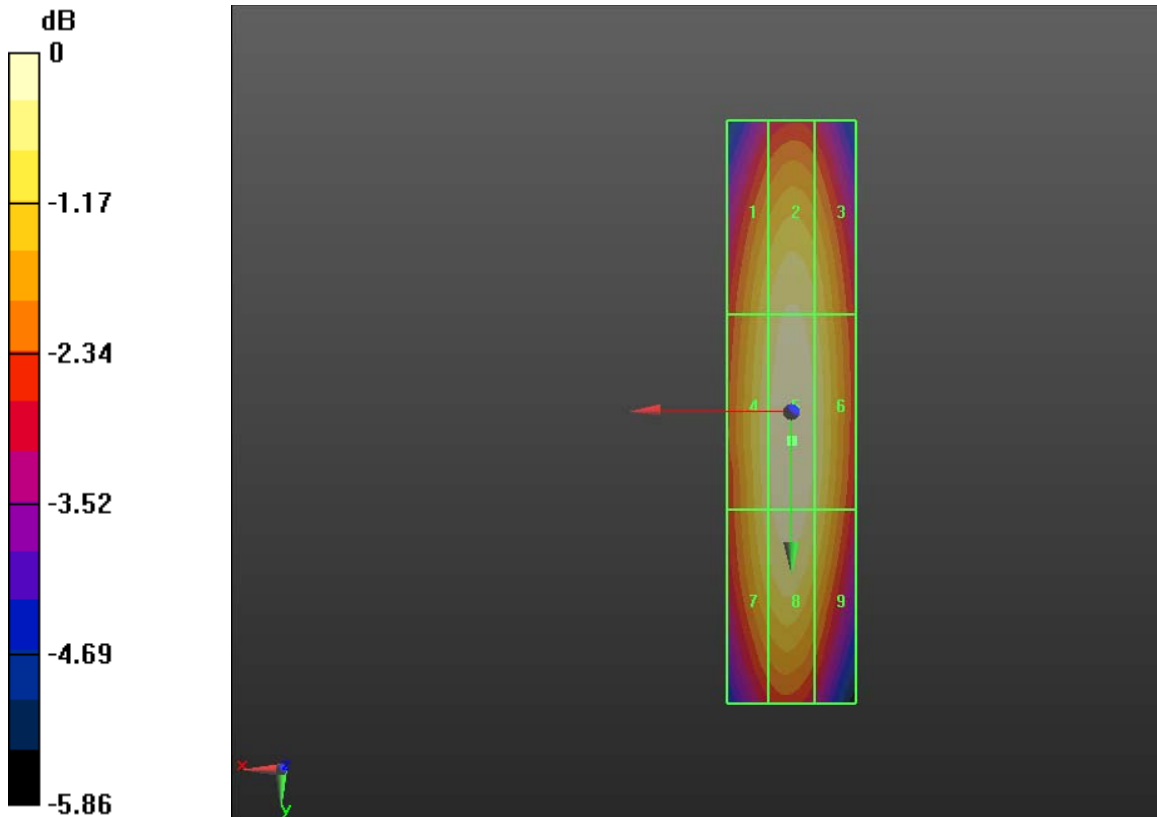
FCC ID  
**L6ARDU70CW  
 L6ARDV70UW**

Peak H-field in A/m


Grid 1 <b>0.175 M4</b>	Grid 2 <b>0.183 M4</b>	Grid 3 <b>0.176 M4</b>
Grid 4 <b>0.182 M4</b>	Grid 5 <b>0.191 M4</b>	Grid 6 <b>0.182 M4</b>
Grid 7 <b>0.179 M4</b>	Grid 8 <b>0.187 M4</b>	Grid 9 <b>0.178 M4</b>

**Cursor:**

Total = 0.191 A/m  
 H Category: M4  
 Location: 0, 4.5, 4.7 mm



0 dB = 0.190A/m

	Document		Page
	<b>Annex A to Hearing Aid Compatibility RF Emissions Test Report for the BlackBerry® Smartphone model RDU71CW/RDV71UW</b>		<b>69 (179)</b>
Author Data <b>Daoud Attayi</b>	Dates of Test <b>Mar. 22-23, Apr. 28, 2011</b>	Report No <b>RTS-3933-1104-55C RTS-2580-1106-41</b>	FCC ID <b>L6ARDU70CW L6ARDV70UW</b>

Date/Time: 3/23/2011 3:38:43 PM

Test Laboratory: RIM Testing Services

### **HAC RF\_H-Field\_PMF\_AM80%835 MHz\_CDMA**

**DUT: HAC-Dipole 835 MHz; Type: D835V3**

Communication System: AM 80%; Communication System Band: D835 (835.0 MHz);  
Frequency: 835 MHz; Communication System PAR: 0 dB  
Medium parameters used:  $\sigma = 0$  mho/m,  $\epsilon_r = 1$ ;  $\rho = 0$  kg/m<sup>3</sup>  
Phantom section: RF Section  
Measurement Standard: DASYS (IEEE/IEC/ANSI C63.19-2007)

DASY5 Configuration:

- Probe: H3DV6 - SN6105; ; Calibrated: 11/18/2010
- Sensor-Surface: (Fix Surface)
- Electronics: DAE4 Sn881; Calibrated: 4/19/2010
- Phantom: HAC RF Test Arch with AMCC; Type: SD HAC P01 BA;
- Measurement SW: DASYS2, Version 52.6 (2); SEMCAD X Version 14.4.4 (2829)

### **Dipole H-Field measurement with H3DV6 probe/H Scan - measurement distance from the probe sensor center to CD835 Dipole = 10mm/Hearing Aid**

**Compatibility Test (41x181x1):** Measurement grid: dx=5mm, dy=5mm

Maximum value of peak Total field = 0.121 A/m

Probe Modulation Factor = 1.000

Device Reference Point: 0, 0, -6.3 mm

Reference Value = 0.129 A/m; Power Drift = -0.09 dB

**Hearing Aid Near-Field Category: M4 (AWF 0 dB)**



Author Data  
**Daoud Attayi**

Dates of Test  
**Mar. 22-23, Apr. 28, 2011**

Report No  
**RTS-3933-1104-55C  
 RTS-2580-1106-41**

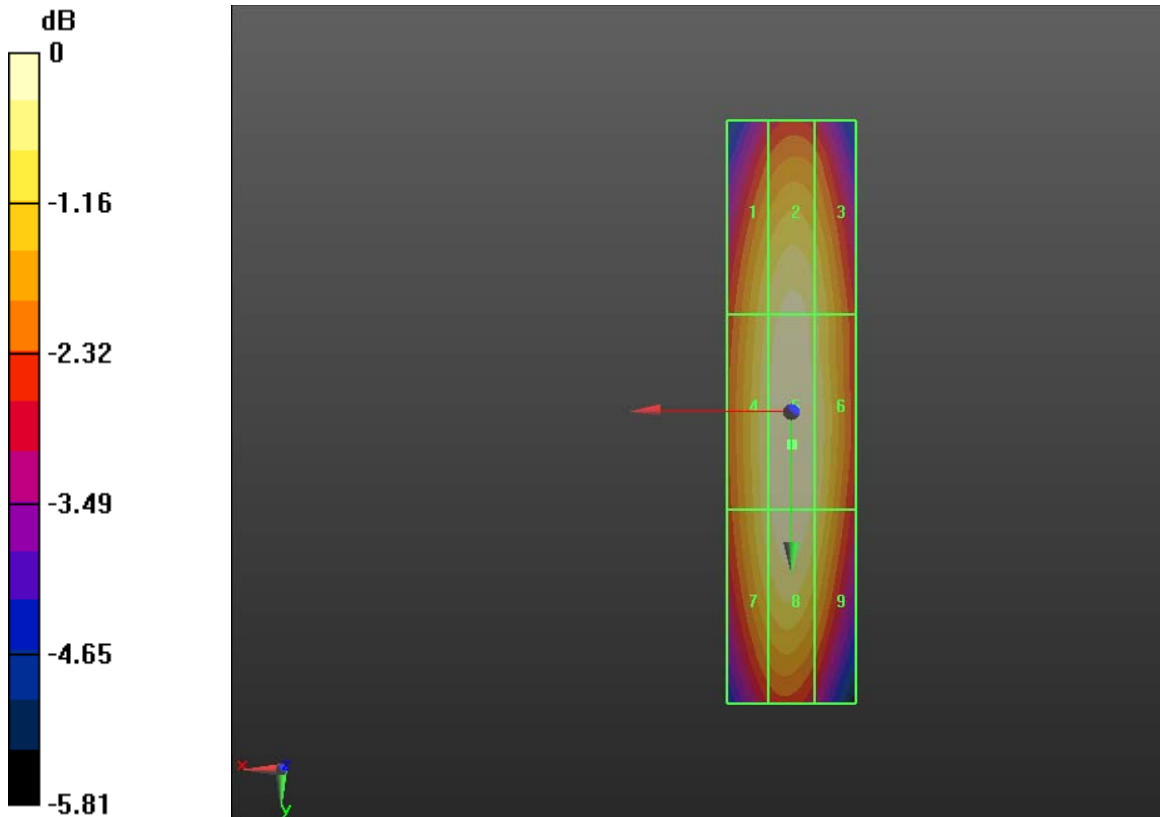
FCC ID  
**L6ARDU70CW  
 L6ARDV70UW**

Peak H-field in A/m


Grid 1 <b>0.111 M4</b>	Grid 2 <b>0.117 M4</b>	Grid 3 <b>0.113 M4</b>
Grid 4 <b>0.115 M4</b>	Grid 5 <b>0.121 M4</b>	Grid 6 <b>0.116 M4</b>
Grid 7 <b>0.114 M4</b>	Grid 8 <b>0.120 M4</b>	Grid 9 <b>0.113 M4</b>

**Cursor:**

Total = 0.121 A/m  
 H Category: M4  
 Location: 0, 5, 4.7 mm



0 dB = 0.120A/m

	Document <b>Annex A to Hearing Aid Compatibility RF Emissions Test Report for the BlackBerry® Smartphone model RDU71CW/RDV71UW</b>		Page <b>71 (179)</b>
	Author Data <b>Daoud Attayi</b>	Dates of Test <b>Mar. 22-23, Apr. 28, 2011</b>	Report No <b>RTS-3933-1104-55C</b> <b>RTS-2580-1106-41</b>

Date/Time: 3/23/2011 12:47:34 PM

Test Laboratory: RIM Testing Services

### **HAC RF\_H-Field\_validation\_1880 MHz**

**DUT: HAC Dipole 1880 MHz; Type: CD1880V3**

Communication System: CW; Communication System Band: D1900 (1900.0 MHz); Frequency: 1880 MHz; Communication System PAR: 0 dB

Medium parameters used:  $\sigma = 0$  mho/m,  $\epsilon_r = 1$ ;  $\rho = 0$  kg/m<sup>3</sup>

Phantom section: RF Section

Measurement Standard: DASYS (IEEE/IEC/ANSI C63.19-2007)

DASY5 Configuration:

- Probe: H3DV6 - SN6105; ; Calibrated: 11/18/2010
- Sensor-Surface: (Fix Surface)
- Electronics: DAE4 Sn881; Calibrated: 4/19/2010
- Phantom: HAC RF Test Arch with AMCC; Type: SD HAC P01 BA;
- Measurement SW: DASYS2, Version 52.6 (2); SEMCAD X Version 14.4.4 (2829)

### **Dipole H-Field measurement with H3DV6 probe/H Scan - measurement distance from the probe sensor center to CD1880 Dipole = 10mm/Hearing Aid**

**Compatibility Test (41x101x1):** Measurement grid: dx=5mm, dy=5mm


Maximum value of peak Total field = 0.451 A/m

Probe Modulation Factor = 1.000

Device Reference Point: 0, 0, -6.3 mm

Reference Value = 0.479 A/m; Power Drift = -0.02 dB

**Hearing Aid Near-Field Category: M2 (AWF 0 dB)**

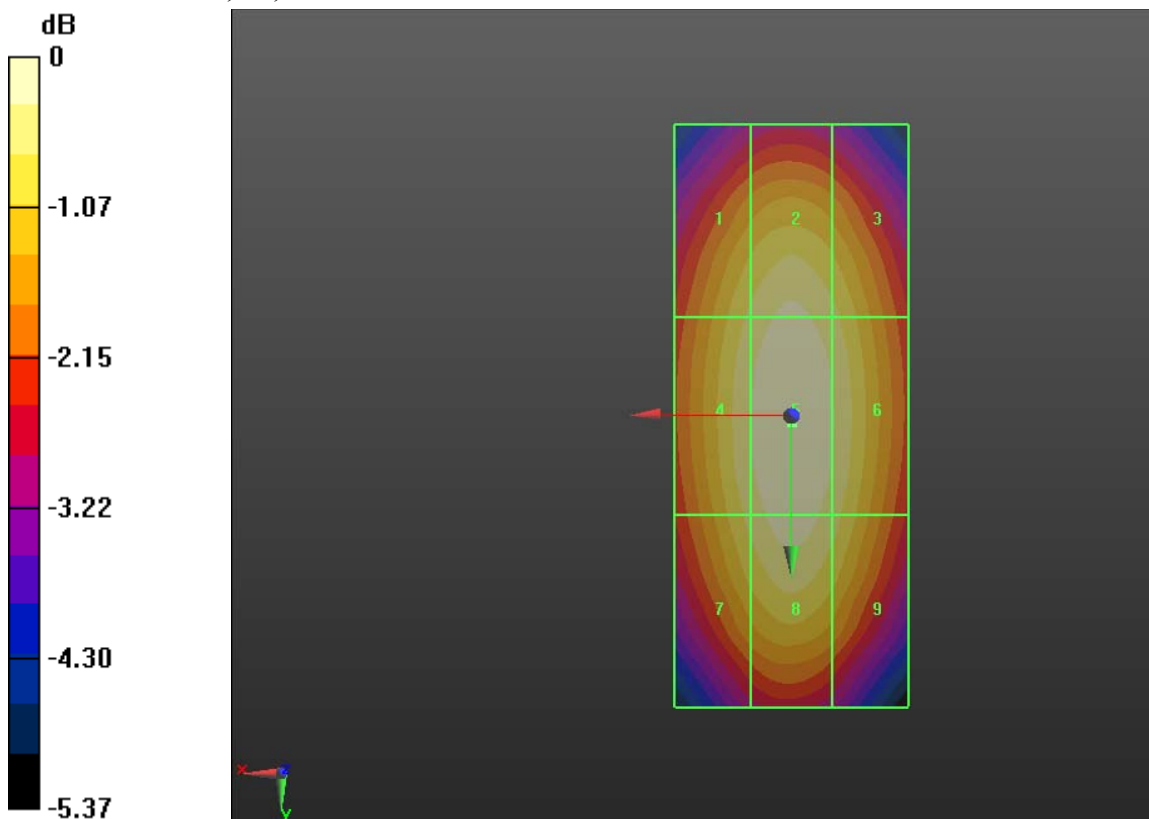
	Document <b>Annex A to Hearing Aid Compatibility RF Emissions Test Report for the BlackBerry® Smartphone model RDU71CW/RDV71UW</b>		Page <b>72 (179)</b>
	Author Data <b>Daoud Attayi</b>	Dates of Test <b>Mar. 22-23, Apr. 28, 2011</b>	Report No <b>RTS-3933-1104-55C</b> <b>RTS-2580-1106-41</b>

Peak H-field in A/m


Grid 1 <b>0.419 M2</b>	Grid 2 <b>0.436 M2</b>	Grid 3 <b>0.420 M2</b>
Grid 4 <b>0.432 M2</b>	Grid 5 <b>0.451 M2</b>	Grid 6 <b>0.434 M2</b>
Grid 7 <b>0.421 M2</b>	Grid 8 <b>0.442 M2</b>	Grid 9 <b>0.423 M2</b>

**Cursor:**

Total = 0.451 A/m  
H Category: M2  
Location: 0, 0.5, 4.7 mm



0 dB = 0.450A/m

	Document <b>Annex A to Hearing Aid Compatibility RF Emissions Test Report for the BlackBerry® Smartphone model RDU71CW/RDV71UW</b>		Page <b>73 (179)</b>
	Author Data <b>Daoud Attayi</b>	Dates of Test <b>Mar. 22-23, Apr. 28, 2011</b>	Report No <b>RTS-3933-1104-55C RTS-2580-1106-41</b>

Date/Time: 3/23/2011 1:03:25 PM

Test Laboratory: RIM Testing Services

### **HAC RF\_H-Field\_PMF\_GSM\_1880 MHz**

**DUT: HAC Dipole 1880 MHz; Type: CD1880V3**

Communication System: GSM 1900; Frequency: 1880 MHz; Communication System PAR: 9.191 dB

Medium parameters used:  $\sigma = 0$  mho/m,  $\epsilon_r = 1$ ;  $\rho = 0$  kg/m<sup>3</sup>

Phantom section: RF Section

Measurement Standard: DASYS (IEEE/IEC/ANSI C63.19-2007)

DASY5 Configuration:

- Probe: H3DV6 - SN6105; ; Calibrated: 11/18/2010
- Sensor-Surface: (Fix Surface)
- Electronics: DAE4 Sn881; Calibrated: 4/19/2010
- Phantom: HAC RF Test Arch with AMCC; Type: SD HAC P01 BA;
- Measurement SW: DASYS2, Version 52.6 (2); SEMCAD X Version 14.4.4 (2829)

**Dipole H-Field measurement with H3DV6 probe/H Scan - measurement distance from the probe sensor center to CD1880 Dipole = 10mm/Hearing Aid**

**Compatibility Test (41x101x1):** Measurement grid: dx=5mm, dy=5mm


Maximum value of peak Total field = 0.099 A/m

Probe Modulation Factor = 1.000

Device Reference Point: 0, 0, -6.3 mm

Reference Value = 0.105 A/m; Power Drift = 0.04 dB

**Hearing Aid Near-Field Category: M4 (AWF -5 dB)**

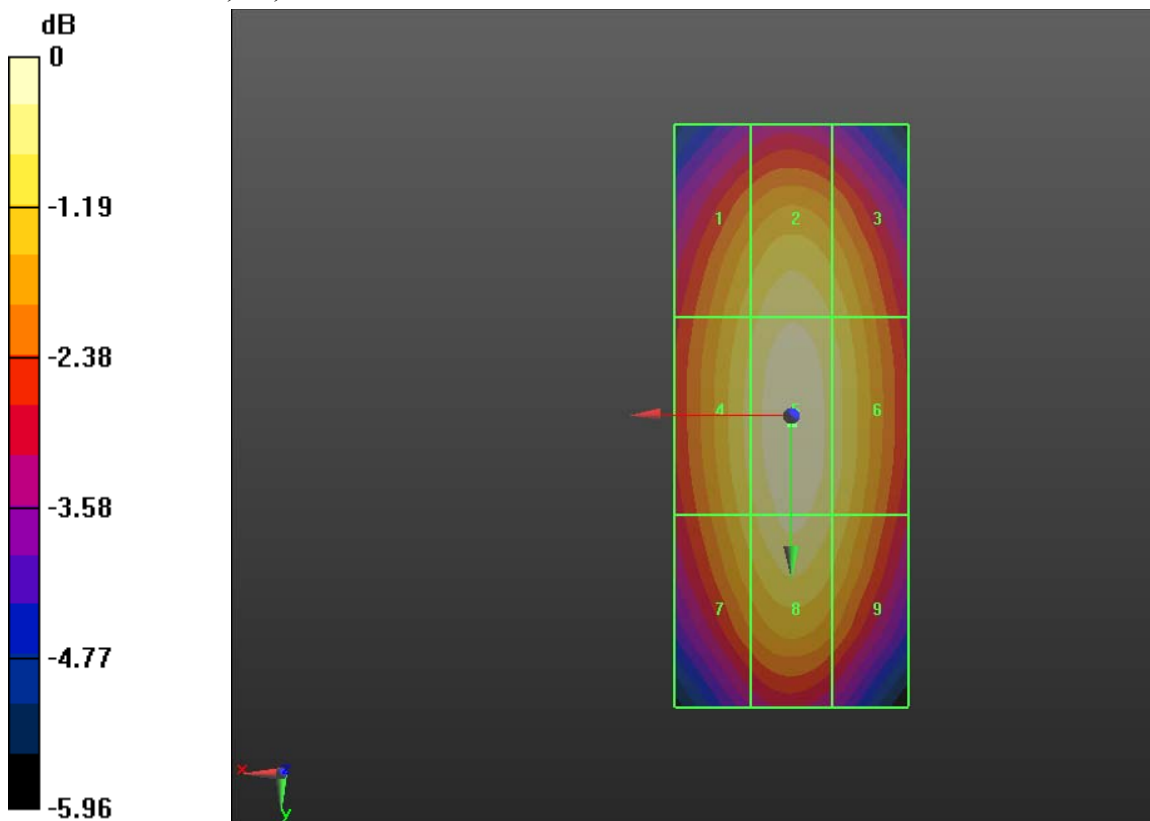
	Document <b>Annex A to Hearing Aid Compatibility RF Emissions Test Report for the BlackBerry® Smartphone model RDU71CW/RDV71UW</b>		Page <b>74 (179)</b>
	Author Data <b>Daoud Attayi</b>	Dates of Test <b>Mar. 22-23, Apr. 28, 2011</b>	Report No <b>RTS-3933-1104-55C RTS-2580-1106-41</b>

Peak H-field in A/m


Grid 1 <b>0.090 M4</b>	Grid 2 <b>0.095 M4</b>	Grid 3 <b>0.091 M4</b>
Grid 4 <b>0.093 M4</b>	Grid 5 <b>0.099 M4</b>	Grid 6 <b>0.094 M4</b>
Grid 7 <b>0.090 M4</b>	Grid 8 <b>0.097 M4</b>	Grid 9 <b>0.091 M4</b>

**Cursor:**

Total = 0.099 A/m  
 H Category: M4  
 Location: 0, 0.5, 4.7 mm



0 dB = 0.100A/m

	Document <b>Annex A to Hearing Aid Compatibility RF Emissions Test Report for the BlackBerry® Smartphone model RDU71CW/RDV71UW</b>		Page <b>75 (179)</b>
	Author Data <b>Daoud Attayi</b>	Dates of Test <b>Mar. 22-23, Apr. 28, 2011</b>	Report No <b>RTS-3933-1104-55C RTS-2580-1106-41</b>

Date/Time: 3/23/2011 12:41:56 PM

Test Laboratory: RIM Testing Services

**HAC RF\_H-Field\_PMF\_CW1880 MHz\_GSM**

**DUT: HAC Dipole 1880 MHz; Type: CD1880V3**

Communication System: CW; Communication System Band: D1900 (1900.0 MHz); Frequency: 1880 MHz; Communication System PAR: 0 dB

Medium parameters used:  $\sigma = 0$  mho/m,  $\epsilon_r = 1$ ;  $\rho = 0$  kg/m<sup>3</sup>

Phantom section: RF Section

Measurement Standard: DASYS (IEEE/IEC/ANSI C63.19-2007)

DASY5 Configuration:

- Probe: H3DV6 - SN6105; ; Calibrated: 11/18/2010
- Sensor-Surface: (Fix Surface)
- Electronics: DAE4 Sn881; Calibrated: 4/19/2010
- Phantom: HAC RF Test Arch with AMCC; Type: SD HAC P01 BA;
- Measurement SW: DASYS2, Version 52.6 (2); SEMCAD X Version 14.4.4 (2829)

**Dipole H-Field measurement with H3DV6 probe/H Scan - measurement distance from the probe sensor center to CD1880 Dipole = 10mm/Hearing Aid**

**Compatibility Test (41x101x1):** Measurement grid: dx=5mm, dy=5mm

Maximum value of peak Total field = 0.284 A/m


Probe Modulation Factor = 1.000

Device Reference Point: 0, 0, -6.3 mm

Reference Value = 0.302 A/m; Power Drift = -0.03 dB

**Hearing Aid Near-Field Category: M3 (AWF 0 dB)**



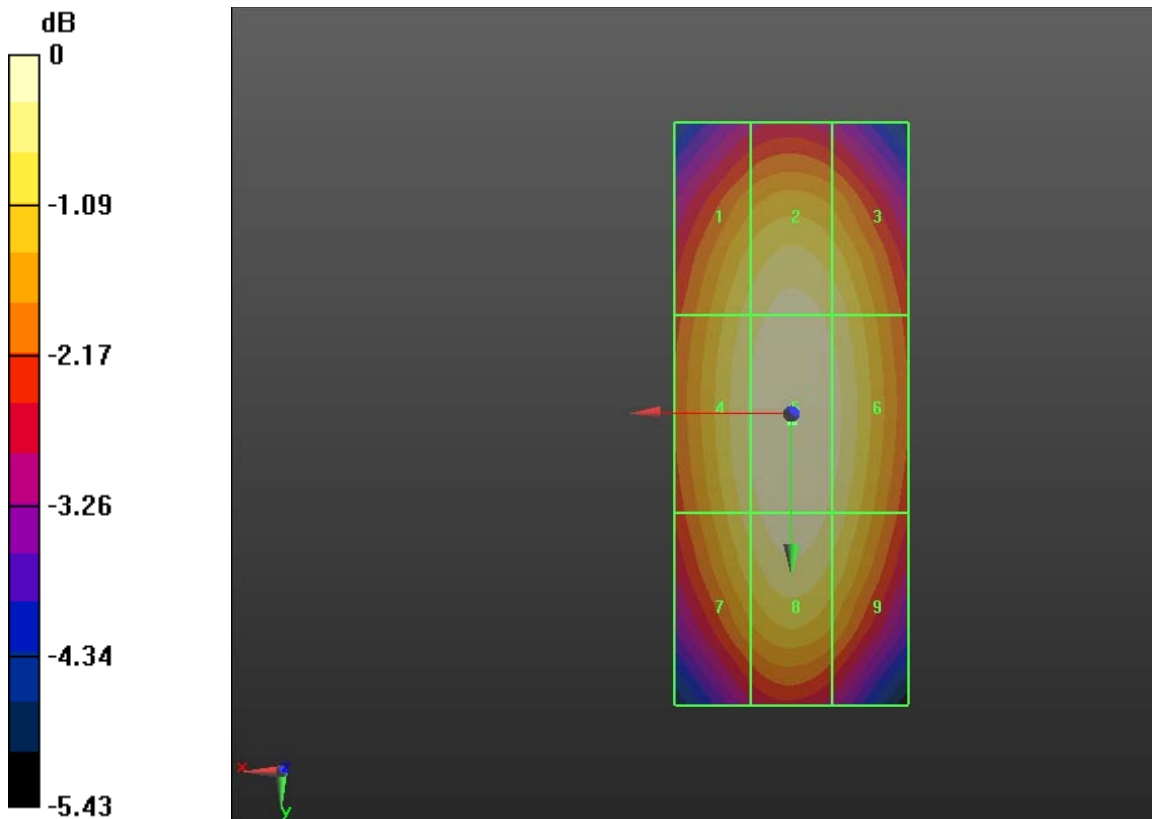
	Document <b>Annex A to Hearing Aid Compatibility RF Emissions Test Report for the BlackBerry® Smartphone model RDU71CW/RDV71UW</b>		Page <b>76 (179)</b>
	Author Data <b>Daoud Attayi</b>	Dates of Test <b>Mar. 22-23, Apr. 28, 2011</b>	Report No <b>RTS-3933-1104-55C</b> <b>RTS-2580-1106-41</b>

Peak H-field in A/m


Grid 1 <b>0.263 M3</b>	Grid 2 <b>0.274 M3</b>	Grid 3 <b>0.265 M3</b>
Grid 4 <b>0.271 M3</b>	Grid 5 <b>0.284 M3</b>	Grid 6 <b>0.274 M3</b>
Grid 7 <b>0.263 M3</b>	Grid 8 <b>0.278 M3</b>	Grid 9 <b>0.266 M3</b>

**Cursor:**

Total = 0.284 A/m  
 H Category: M3  
 Location: 0, 0.5, 4.7 mm



0 dB = 0.280A/m

	Document <b>Annex A to Hearing Aid Compatibility RF Emissions Test Report for the BlackBerry® Smartphone model RDU71CW/RDV71UW</b>		Page <b>77 (179)</b>
	Author Data <b>Daoud Attayi</b>	Dates of Test <b>Mar. 22-23, Apr. 28, 2011</b>	Report No <b>RTS-3933-1104-55C RTS-2580-1106-41</b>

Date/Time: 3/23/2011 12:51:39 PM

Test Laboratory: RIM Testing Services

**HAC RF\_H-Field\_PMF\_AM80%1880 MHz\_GSM**

**DUT: HAC Dipole 1880 MHz; Type: CD1880V3**

Communication System: AM 80%; Communication System Band: D1900 (1900.0 MHz);  
Frequency: 1880 MHz; Communication System PAR: 0 dB  
Medium parameters used:  $\sigma = 0$  mho/m,  $\epsilon_r = 1$ ;  $\rho = 0$  kg/m<sup>3</sup>  
Phantom section: TCoil Section  
Measurement Standard: DASYS (IEEE/IEC/ANSI C63.19-2007)

DASY5 Configuration:

- Probe: H3DV6 - SN6105; ; Calibrated: 11/18/2010
- Sensor-Surface: (Fix Surface)
- Electronics: DAE4 Sn881; Calibrated: 4/19/2010
- Phantom: HAC RF Test Arch with AMCC; Type: SD HAC P01 BA;
- Measurement SW: DASYS2, Version 52.6 (2); SEMCAD X Version 14.4.4 (2829)

**Dipole H-Field measurement with H3DV6 probe/H Scan - measurement distance from the probe sensor center to CD1880 Dipole = 10mm/Hearing Aid**

**Compatibility Test (41x101x1):** Measurement grid: dx=5mm, dy=5mm


Maximum value of peak Total field = 0.184 A/m

Probe Modulation Factor = 1.000

Device Reference Point: 0, 0, -6.3 mm

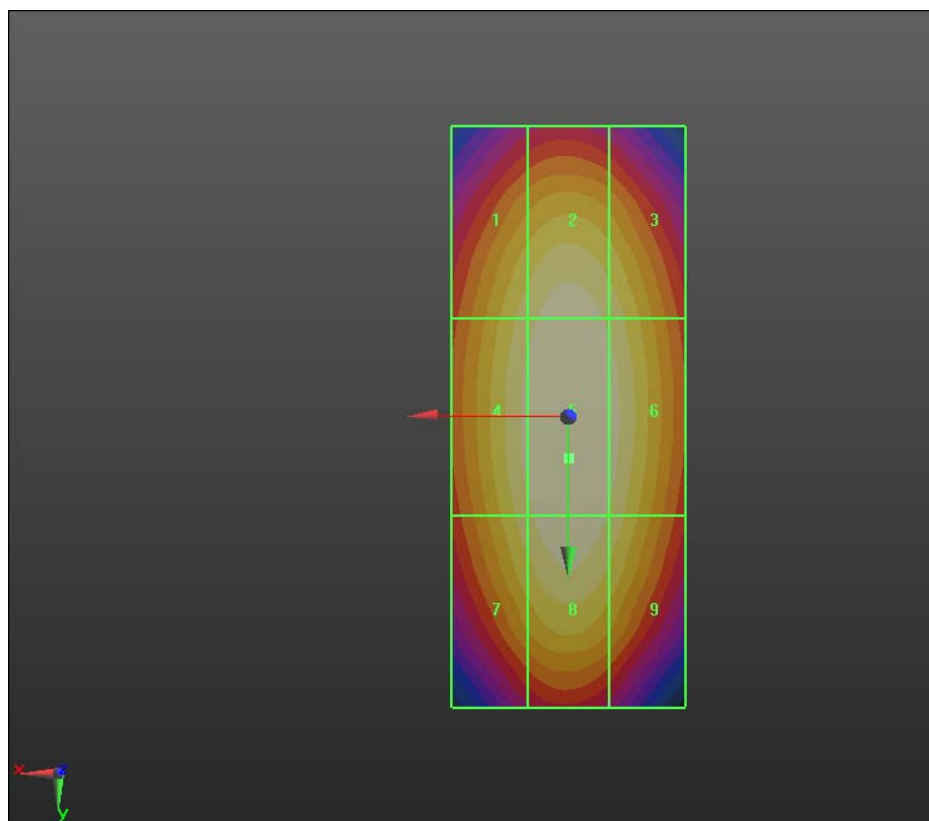
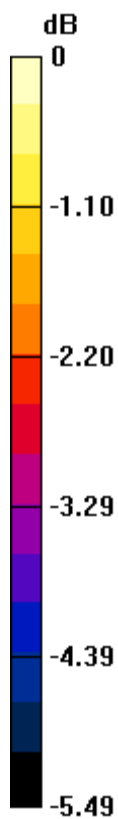
Reference Value = 0.196 A/m; Power Drift = -0.02 dB

**Hearing Aid Near-Field Category: M4 (AWF 0 dB)**


	Document <b>Annex A to Hearing Aid Compatibility RF Emissions Test Report for the BlackBerry® Smartphone model RDU71CW/RDV71UW</b>		Page <b>78 (179)</b>
	Author Data <b>Daoud Attayi</b>	Dates of Test <b>Mar. 22-23, Apr. 28, 2011</b>	Report No <b>RTS-3933-1104-55C RTS-2580-1106-41</b>

Peak H-field in A/m

Grid 1 <b>0.170 M4</b>	Grid 2 <b>0.178 M4</b>	Grid 3 <b>0.171 M4</b>
Grid 4 <b>0.175 M4</b>	Grid 5 <b>0.184 M4</b>	Grid 6 <b>0.177 M4</b>
Grid 7 <b>0.170 M4</b>	Grid 8 <b>0.180 M4</b>	Grid 9 <b>0.172 M4</b>



0 dB = 0.180A/m

	Document <b>Annex A to Hearing Aid Compatibility RF Emissions Test Report for the BlackBerry® Smartphone model RDU71CW/RDV71UW</b>		Page <b>79 (179)</b>
	Author Data <b>Daoud Attayi</b>	Dates of Test <b>Mar. 22-23, Apr. 28, 2011</b>	Report No <b>RTS-3933-1104-55C RTS-2580-1106-41</b>

Date/Time: 3/23/2011 1:10:44 PM

Test Laboratory: RIM Testing Services

**HAC RF\_H-Field\_PMF\_CDMA\_1880 MHz**

**DUT: HAC Dipole 1880 MHz; Type: CD1880V3**

Communication System: CDMA 1900; Frequency: 1880 MHz; Communication System PAR: 0 dB

Medium parameters used:  $\sigma = 0$  mho/m,  $\epsilon_r = 1$ ;  $\rho = 0$  kg/m<sup>3</sup>

Phantom section: RF Section

Measurement Standard: DASYS (IEEE/IEC/ANSI C63.19-2007)

DASY5 Configuration:

- Probe: H3DV6 - SN6105; ; Calibrated: 11/18/2010
- Sensor-Surface: (Fix Surface)
- Electronics: DAE4 Sn881; Calibrated: 4/19/2010
- Phantom: HAC RF Test Arch with AMCC; Type: SD HAC P01 BA;
- Measurement SW: DASY52, Version 52.6 (2); SEMCAD X Version 14.4.4 (2829)

**Dipole H-Field measurement with H3DV6 probe/H Scan - measurement distance from the probe sensor center to CD1880 Dipole = 10mm/Hearing Aid**

**Compatibility Test (41x101x1):** Measurement grid: dx=5mm, dy=5mm

Maximum value of peak Total field = 0.154 A/m

Probe Modulation Factor = 1.000

Device Reference Point: 0, 0, -6.3 mm

Reference Value = 0.165 A/m; Power Drift = -0.02 dB

**Hearing Aid Near-Field Category: M4 (AWF 0 dB)**

Author Data  
**Daoud Attayi**

Dates of Test  
**Mar. 22-23, Apr. 28, 2011**

Report No  
**RTS-3933-1104-55C  
 RTS-2580-1106-41**

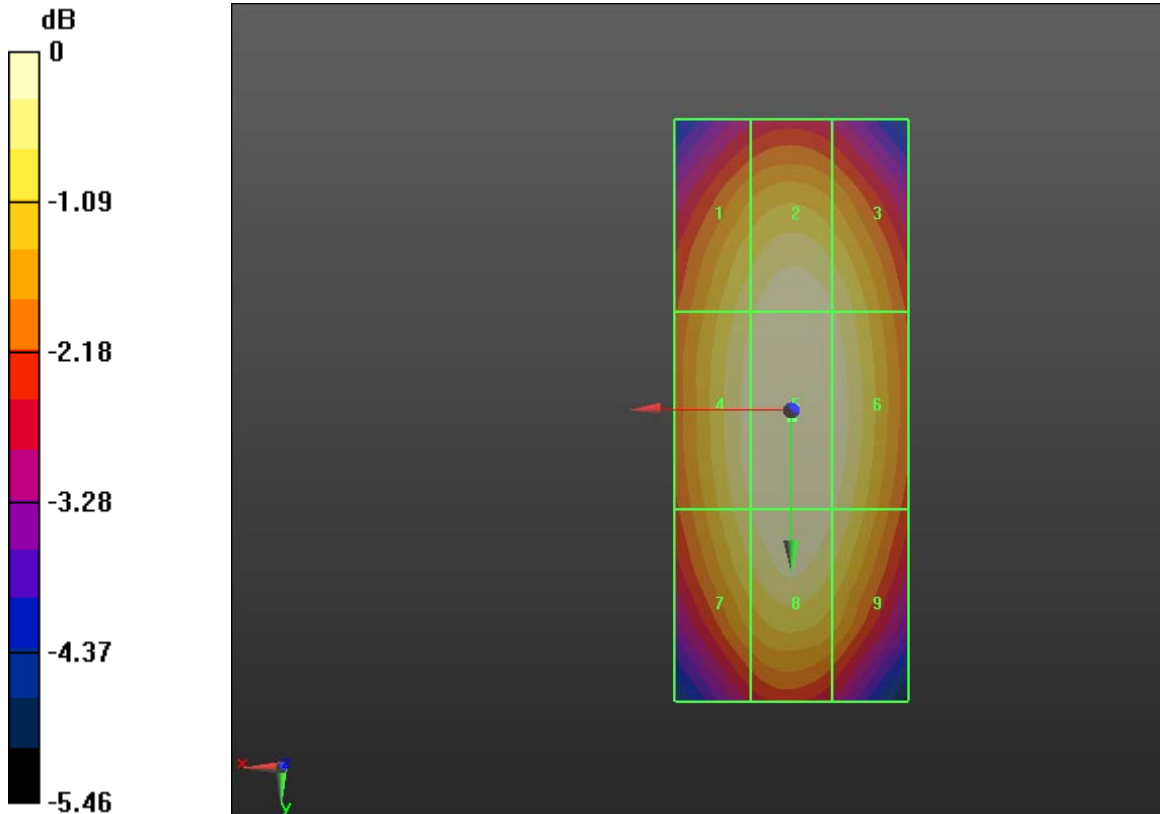
FCC ID  
**L6ARDU70CW  
 L6ARDV70UW**

Peak H-field in A/m


Grid 1 <b>0.143 M4</b>	Grid 2 <b>0.150 M4</b>	Grid 3 <b>0.145 M4</b>
Grid 4 <b>0.147 M4</b>	Grid 5 <b>0.154 M4</b>	Grid 6 <b>0.149 M4</b>
Grid 7 <b>0.144 M4</b>	Grid 8 <b>0.152 M4</b>	Grid 9 <b>0.145 M4</b>

**Cursor:**

Total = 0.154 A/m  
 H Category: M4  
 Location: 0, 0.5, 4.7 mm



0 dB = 0.150A/m

	Document <b>Annex A to Hearing Aid Compatibility RF Emissions Test Report for the BlackBerry® Smartphone model RDU71CW/RDV71UW</b>		Page <b>81 (179)</b>
	Author Data <b>Daoud Attayi</b>	Dates of Test <b>Mar. 22-23, Apr. 28, 2011</b>	Report No <b>RTS-3933-1104-55C RTS-2580-1106-41</b>

Date/Time: 3/23/2011 12:37:44 PM

Test Laboratory: RIM Testing Services

**HAC RF\_H-Field\_PMF\_CW1880 MHz\_CDMA**

**DUT: HAC Dipole 1880 MHz; Type: CD1880V3**

Communication System: CW; Communication System Band: D1900 (1900.0 MHz); Frequency: 1880 MHz; Communication System PAR: 0 dB  
Medium parameters used:  $\sigma = 0$  mho/m,  $\epsilon_r = 1$ ;  $\rho = 0$  kg/m<sup>3</sup>  
Phantom section: RF Section  
Measurement Standard: DASYS (IEEE/IEC/ANSI C63.19-2007)

DASY5 Configuration:

- Probe: H3DV6 - SN6105; ; Calibrated: 11/18/2010
- Sensor-Surface: (Fix Surface)
- Electronics: DAE4 Sn881; Calibrated: 4/19/2010
- Phantom: HAC RF Test Arch with AMCC; Type: SD HAC P01 BA;
- Measurement SW: DASYS2, Version 52.6 (2); SEMCAD X Version 14.4.4 (2829)

**Dipole H-Field measurement with H3DV6 probe/H Scan - measurement distance from the probe sensor center to CD1880 Dipole = 10mm/Hearing Aid**

**Compatibility Test (41x101x1):** Measurement grid: dx=5mm, dy=5mm

Maximum value of peak Total field = 0.161 A/m

Probe Modulation Factor = 1.000

Device Reference Point: 0, 0, -6.3 mm

Reference Value = 0.170 A/m; Power Drift = 0.03 dB

**Hearing Aid Near-Field Category: M4 (AWF 0 dB)**

Author Data  
**Daoud Attayi**

Dates of Test  
**Mar. 22-23, Apr. 28, 2011**

Report No  
**RTS-3933-1104-55C  
 RTS-2580-1106-41**

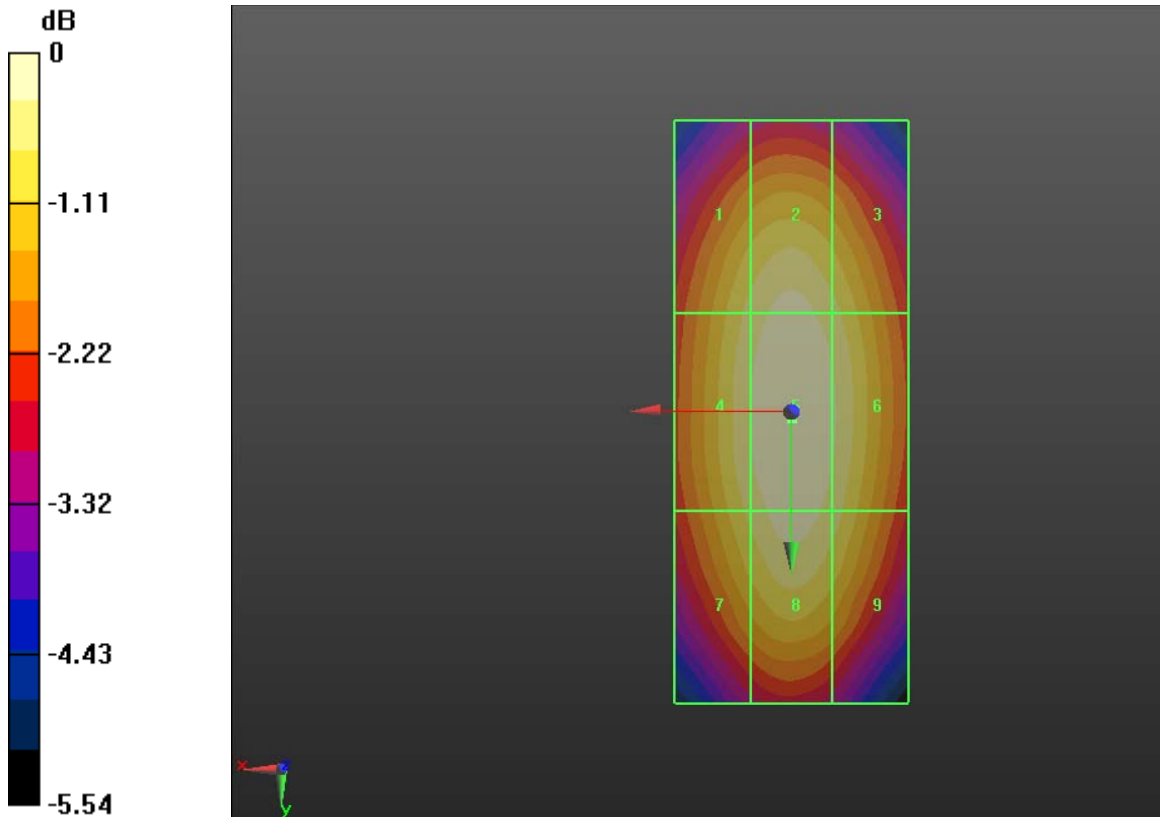
FCC ID  
**L6ARDU70CW  
 L6ARDV70UW**

Peak H-field in A/m

Grid 1 <b>0.149 M4</b>	Grid 2 <b>0.156 M4</b>	Grid 3 <b>0.149 M4</b>
Grid 4 <b>0.153 M4</b>	Grid 5 <b>0.161 M4</b>	Grid 6 <b>0.155 M4</b>
Grid 7 <b>0.149 M4</b>	Grid 8 <b>0.157 M4</b>	Grid 9 <b>0.150 M4</b>


**Cursor:**

Total = 0.161 A/m  
 H Category: M4  
 Location: 0, 0.5, 4.7 mm



0 dB = 0.160A/m



	Document <b>Annex A to Hearing Aid Compatibility RF Emissions Test Report for the BlackBerry® Smartphone model RDU71CW/RDV71UW</b>		Page <b>83 (179)</b>
	Author Data <b>Daoud Attayi</b>	Dates of Test <b>Mar. 22-23, Apr. 28, 2011</b>	Report No <b>RTS-3933-1104-55C RTS-2580-1106-41</b>

Date/Time: 3/23/2011 12:55:35 PM

Test Laboratory: RIM Testing Services

**HAC RF\_H-Field\_PMF\_AM80%1880 MHz\_CDMA**

**DUT: HAC Dipole 1880 MHz; Type: CD1880V3**

Communication System: AM 80%; Communication System Band: D1900 (1900.0 MHz);  
Frequency: 1880 MHz; Communication System PAR: 0 dB  
Medium parameters used:  $\sigma = 0$  mho/m,  $\epsilon_r = 1$ ;  $\rho = 0$  kg/m<sup>3</sup>  
Phantom section: TCoil Section  
Measurement Standard: DASY5 (IEEE/IEC/ANSI C63.19-2007)

DASY5 Configuration:

- Probe: H3DV6 - SN6105; ; Calibrated: 11/18/2010
- Sensor-Surface: (Fix Surface)
- Electronics: DAE4 Sn881; Calibrated: 4/19/2010
- Phantom: HAC RF Test Arch with AMCC; Type: SD HAC P01 BA;
- Measurement SW: DASY52, Version 52.6 (2); SEMCAD X Version 14.4.4 (2829)

**Dipole H-Field measurement with H3DV6 probe/H Scan - measurement distance from the probe sensor center to CD1880 Dipole = 10mm/Hearing Aid**

**Compatibility Test (41x101x1):** Measurement grid: dx=5mm, dy=5mm

Maximum value of peak Total field = 0.102 A/m

Probe Modulation Factor = 1.000

Device Reference Point: 0, 0, -6.3 mm

Reference Value = 0.108 A/m; Power Drift = 0.06 dB

**Hearing Aid Near-Field Category: M4 (AWF 0 dB)**

Author Data  
**Daoud Attayi**

Dates of Test  
**Mar. 22-23, Apr. 28, 2011**

Report No  
**RTS-3933-1104-55C  
 RTS-2580-1106-41**

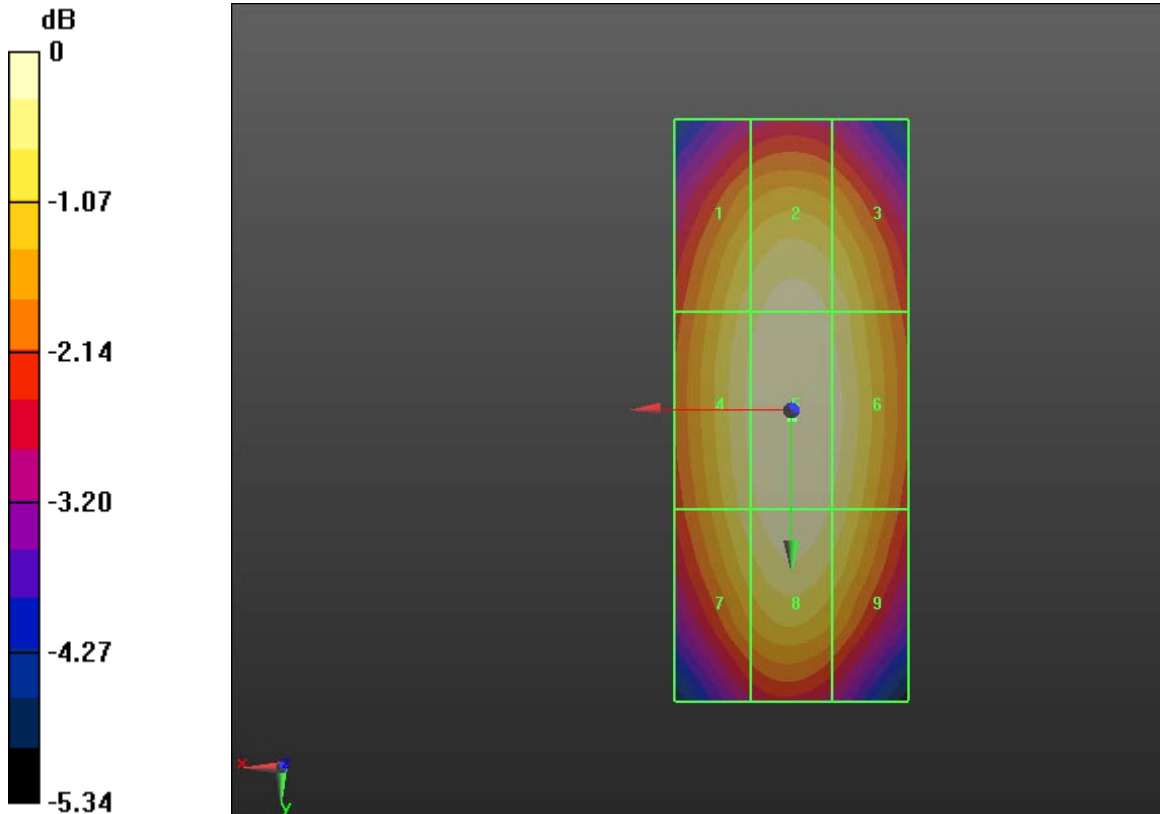
FCC ID  
**L6ARDU70CW  
 L6ARDV70UW**

Peak H-field in A/m


Grid 1 <b>0.094 M4</b>	Grid 2 <b>0.099 M4</b>	Grid 3 <b>0.095 M4</b>
Grid 4 <b>0.097 M4</b>	Grid 5 <b>0.102 M4</b>	Grid 6 <b>0.098 M4</b>
Grid 7 <b>0.095 M4</b>	Grid 8 <b>0.100 M4</b>	Grid 9 <b>0.095 M4</b>

**Cursor:**

Total = 0.102 A/m  
 H Category: M4  
 Location: 0, 0.5, 4.7 mm



0 dB = 0.100A/m

	Document <b>Annex A to Hearing Aid Compatibility RF Emissions Test Report for the BlackBerry® Smartphone model RDU71CW/RDV71UW</b>		Page <b>85 (179)</b>
	Author Data <b>Daoud Attayi</b>	Dates of Test <b>Mar. 22-23, Apr. 28, 2011</b>	Report No <b>RTS-3933-1104-55C</b> <b>RTS-2580-1106-41</b>

Date/Time: 4/5/2011 4:01:05 PM

Test Laboratory: RIM Testing Services

### **HAC RF\_E-Field\_validation\_1880 MHz**

**DUT: HAC Dipole 1880 MHz; Type: CD1880V3**

Communication System: CW; Communication System Band: D1900 (1900.0 MHz); Frequency: 1880 MHz; Communication System PAR: 0 dB

Medium parameters used:  $\sigma = 0$  mho/m,  $\epsilon_r = 1$ ;  $\rho = 0$  kg/m<sup>3</sup>

Phantom section: RF Section

Measurement Standard: DASYS (IEEE/IEC/ANSI C63.19-2007)

DASY5 Configuration:

- Probe: ER3DV6 - SN2286; ConvF(1, 1, 1); Calibrated: 1/14/2011
- Sensor-Surface: (Fix Surface)
- Electronics: DAE3 Sn473; Calibrated: 1/21/2011
- Phantom: HAC RF Test Arch with AMCC; Type: SD HAC P01 BA;
- Measurement SW: DASYS2, Version 52.6 (2); SEMCAD X Version 14.4.4 (2829)

### **Dipole E-Field measurement/E Scan - measurement distance from the probe sensor center to CD1880 Dipole = 10mm/Hearing Aid Compatibility Test**

**(41x181x1):** Measurement grid: dx=5mm, dy=5mm


Maximum value of peak Total field = 133.4 V/m

Probe Modulation Factor = 1.000

Device Reference Point: 0, 0, -6.3 mm


Reference Value = 128.7 V/m; Power Drift = 0.02 dB

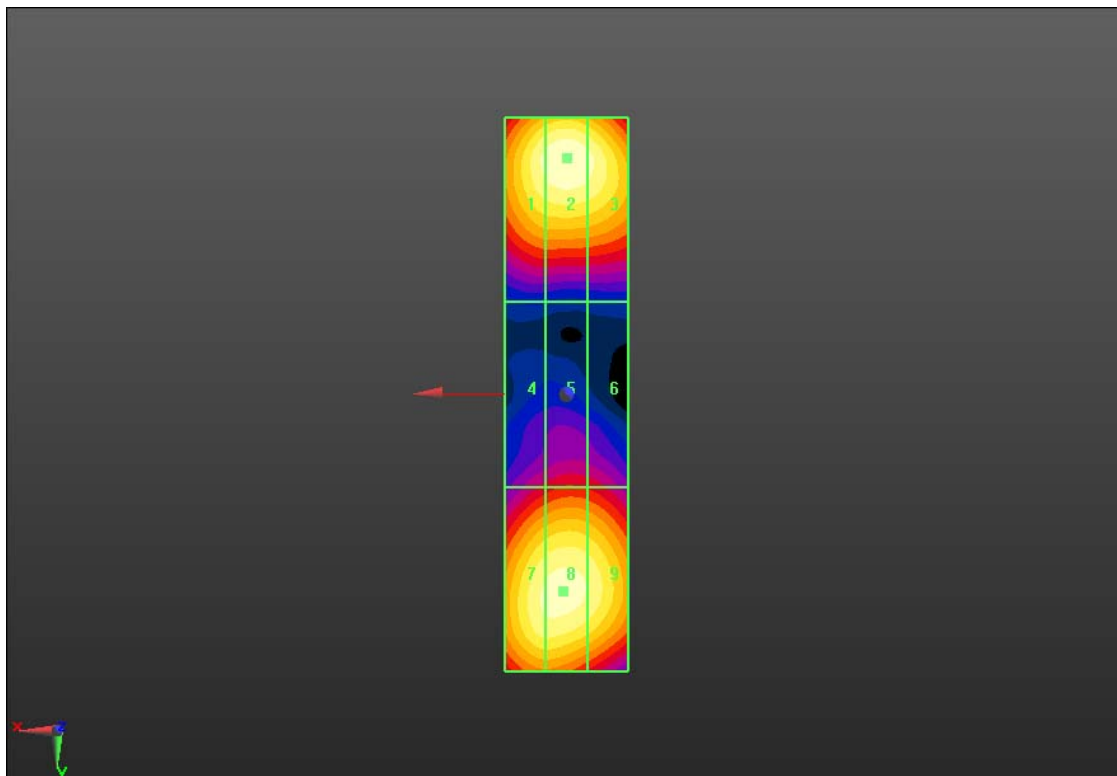
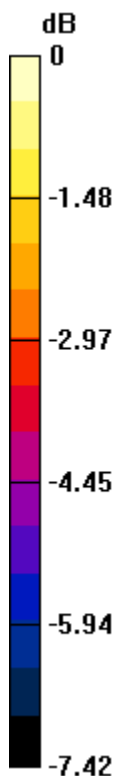
**Hearing Aid Near-Field Category: M2 (AWF 0 dB)**

	Document <b>Annex A to Hearing Aid Compatibility RF Emissions Test Report for the BlackBerry® Smartphone model RDU71CW/RDV71UW</b>		Page <b>86 (179)</b>
	Author Data <b>Daoud Attayi</b>	Dates of Test <b>Mar. 22-23, Apr. 28, 2011</b>	Report No <b>RTS-3933-1104-55C RTS-2580-1106-41</b>


Peak E-field in V/m

Grid 1 <b>128.3 M2</b>	Grid 2 <b>133.4 M2</b>	Grid 3 <b>128.8 M2</b>
Grid 4 <b>86.427 M3</b>	Grid 5 <b>90.378 M3</b>	Grid 6 <b>88.820 M3</b>
Grid 7 <b>127.6 M2</b>	Grid 8 <b>129.5 M2</b>	Grid 9 <b>125.5 M2</b>

	Document <b>Annex A to Hearing Aid Compatibility RF Emissions Test Report for the BlackBerry® Smartphone model RDU71CW/RDV71UW</b>		Page <b>87 (179)</b>
	Author Data <b>Daoud Attayi</b>	Dates of Test <b>Mar. 22-23, Apr. 28, 2011</b>	Report No <b>RTS-3933-1104-55C RTS-2580-1106-41</b>



0 dB = 133.4V/m

	Document		Page
	<b>Annex A to Hearing Aid Compatibility RF Emissions Test Report for the BlackBerry® Smartphone model RDU71CW/RDV71UW</b>		88 (179)
Author Data <b>Daoud Attayi</b>	Dates of Test <b>Mar. 22-23, Apr. 28, 2011</b>	Report No <b>RTS-3933-1104-55C RTS-2580-1106-41</b>	FCC ID <b>L6ARDU70CW L6ARDV70UW</b>

Date/Time: 4/5/2011 3:15:31 PM, Date/Time: 4/5/2011 3:35:37 PM, Date/Time: 4/5/2011 3:50:05 PM

Test Laboratory: RIM Testing Services

### **HAC RF\_E-Field\_1733 MHz**

**DUT: HAC Dipole 1880 MHz; Type: CD1880V3**

Communication System: WCDMA FDD IV, Communication System: CW, Communication System: AM80%; Communication System Band: 1733; Frequency: 1732.6 MHz, Frequency: 1733 MHz; Communication System PAR: 0 dB

Medium parameters used:  $\sigma = 0$  mho/m,  $\epsilon_r = 1$ ;  $\rho = 0$  kg/m<sup>3</sup>

Phantom section: RF Section

Measurement Standard: DASYS (IEEE/IEC/ANSI C63.19-2007)

DASY5 Configuration:

- Probe: ER3DV6 - SN2286; ConvF(1, 1, 1); Calibrated: 1/14/2011
- Sensor-Surface: (Fix Surface)
- Electronics: DAE3 Sn473; Calibrated: 1/21/2011
- Phantom: HAC RF Test Arch with AMCC; Type: SD HAC P01 BA;
- Measurement SW: DASY52, Version 52.6 (2); SEMCAD X Version 14.4.4 (2829)

### **Dipole WCDMA 1733 E-Field measurement/E Scan - measurement distance from the probe sensor center to CD1880 Dipole = 10mm/Hearing Aid**

**Compatibility Test (41x181x1):** Measurement grid: dx=5mm, dy=5mm

Maximum value of peak Total field = 45.953 V/m

Probe Modulation Factor = 1.000

Device Reference Point: 0, 0, -6.3 mm

Reference Value = 45.671 V/m; Power Drift = 0.0022 dB

**Hearing Aid Near-Field Category: M4 (AWF 0 dB)**

Peak E-field in V/m




Document	Page
<b>Annex A to Hearing Aid Compatibility RF Emissions Test Report for the BlackBerry® Smartphone model RDU71CW/RDV71UW</b>	<b>89 (179)</b>

Author Data	Dates of Test	Report No	FCC ID
<b>Daoud Attayi</b>	<b>Mar. 22-23, Apr. 28 , 2011</b>	<b>RTS-3933-1104-55C RTS-2580-1106-41</b>	<b>L6ARDU70CW L6ARDV70UW</b>

Grid 1	Grid 2	Grid 3
<b>44.309 M4</b>	<b>45.897 M4</b>	<b>43.942 M4</b>
Grid 4	Grid 5	Grid 6
<b>32.194 M4</b>	<b>33.381 M4</b>	<b>32.650 M4</b>
Grid 7	Grid 8	Grid 9
<b>45.541 M4</b>	<b>45.953 M4</b>	<b>44.163 M4</b>



	Document <b>Annex A to Hearing Aid Compatibility RF Emissions Test Report for the BlackBerry® Smartphone model RDU71CW/RDV71UW</b>		Page <b>90 (179)</b>
	Author Data <b>Daoud Attayi</b>	Dates of Test <b>Mar. 22-23, Apr. 28, 2011</b>	Report No <b>RTS-3933-1104-55C</b> <b>RTS-2580-1106-41</b>

**Dipole E-Field CW 1733 MHz\_PMF measurement/E Scan - measurement distance from the probe sensor center to CD1880 Dipole = 10mm 2/Hearing Aid Compatibility Test (41x181x1):** Measurement grid: dx=5mm, dy=5mm

Maximum value of peak Total field = 44.684 V/m

Probe Modulation Factor = 1.000


Device Reference Point: 0, 0, -6.3 mm

Reference Value = 44.777 V/m; Power Drift = -0.03 dB

**Hearing Aid Near-Field Category: M4 (AWF 0 dB)**

Peak E-field in V/m

Grid 1 <b>42.576 M4</b>	Grid 2 <b>44.154 M4</b>	Grid 3 <b>42.558 M4</b>
Grid 4 <b>31.220 M4</b>	Grid 5 <b>32.494 M4</b>	Grid 6 <b>31.749 M4</b>
Grid 7 <b>44.140 M4</b>	Grid 8 <b>44.684 M4</b>	Grid 9 <b>42.994 M4</b>

	Document <b>Annex A to Hearing Aid Compatibility RF Emissions Test Report for the BlackBerry® Smartphone model RDU71CW/RDV71UW</b>		Page <b>91 (179)</b>
	Author Data <b>Daoud Attayi</b>	Dates of Test <b>Mar. 22-23, Apr. 28, 2011</b>	Report No <b>RTS-3933-1104-55C</b> <b>RTS-2580-1106-41</b>

**Dipole AM80%\_1733 MHz\_E-Field measurement/E Scan - measurement distance from the probe sensor center to CD1880 Dipole = 10mm 2 2/Hearing Aid Compatibility Test (41x181x1):**  
Measurement grid: dx=5mm, dy=5mm  
Maximum value of peak Total field = 28.697 V/m  
Probe Modulation Factor = 1.000  
Device Reference Point: 0, 0, -6.3 mm  
Reference Value = 28.666 V/m; Power Drift = -0.03 dB  
**Hearing Aid Near-Field Category: M4 (AWF 0 dB)**

Peak E-field in V/m

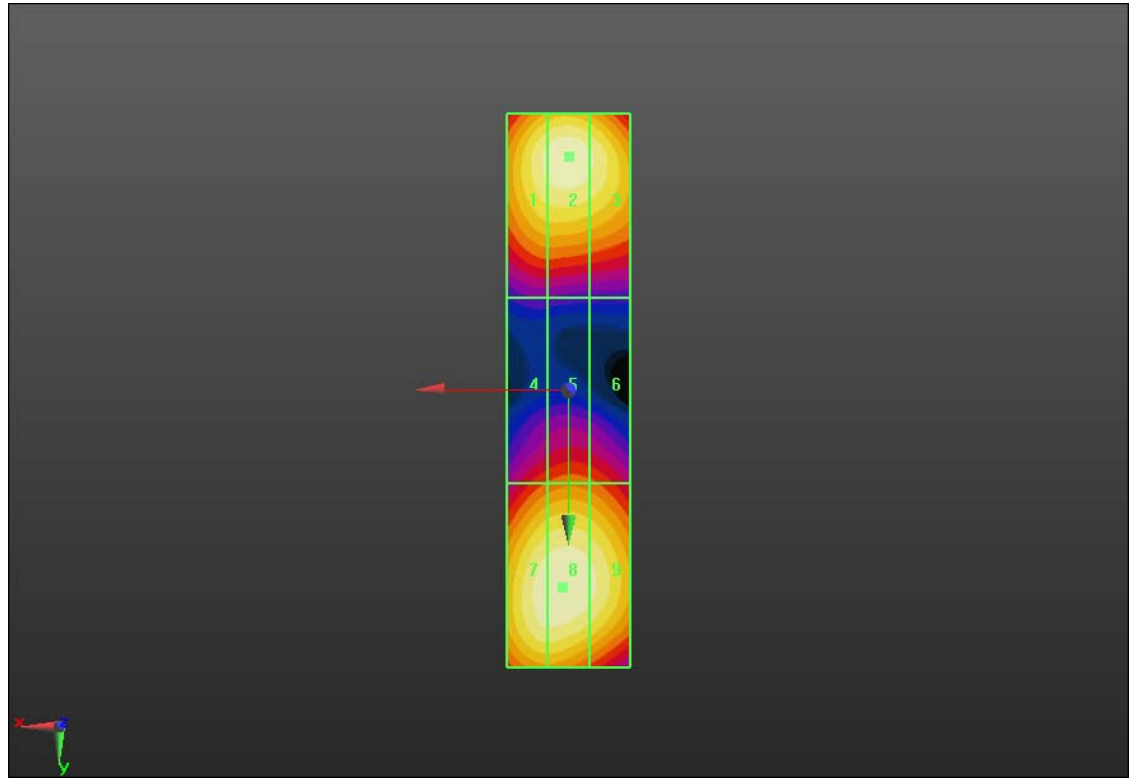
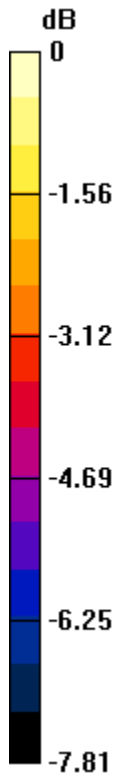
Grid 1 <b>27.579 M4</b>	Grid 2 <b>28.576 M4</b>	Grid 3 <b>27.503 M4</b>
Grid 4 <b>20.034 M4</b>	Grid 5 <b>20.866 M4</b>	Grid 6 <b>20.402 M4</b>
Grid 7 <b>28.387 M4</b>	Grid 8 <b>28.697 M4</b>	Grid 9 <b>27.712 M4</b>

Author Data  
**Daoud Attayi**


Dates of Test  
**Mar. 22-23, Apr. 28, 2011**

Report No  
**RTS-3933-1104-55C  
 RTS-2580-1106-41**

FCC ID  
**L6ARDU70CW  
 L6ARDV70UW**



0 dB = 45.950V/m

	Document <b>Annex A to Hearing Aid Compatibility RF Emissions Test Report for the BlackBerry® Smartphone model RDU71CW/RDV71UW</b>		Page <b>93 (179)</b>
	Author Data <b>Daoud Attayi</b>	Dates of Test <b>Mar. 22-23, Apr. 28, 2011</b>	Report No <b>RTS-3933-1104-55C RTS-2580-1106-41</b>

Date/Time: 4/5/2011 4:45:41 PM

Test Laboratory: RIM Testing Services

### **HAC RF\_H-Field\_validation\_1880 MHz**

**DUT: HAC Dipole 1880 MHz; Type: CD1880V3**

Communication System: CW; Communication System Band: D1900 (1900.0 MHz); Frequency: 1880 MHz; Communication System PAR: 0 dB

Medium parameters used:  $\sigma = 0$  mho/m,  $\epsilon_r = 1$ ;  $\rho = 0$  kg/m<sup>3</sup>

Phantom section: RF Section

Measurement Standard: DASYS (IEEE/IEC/ANSI C63.19-2007)

DASY5 Configuration:

- Probe: H3DV6 - SN6105; ; Calibrated: 11/18/2010
- Sensor-Surface: (Fix Surface)
- Electronics: DAE3 Sn473; Calibrated: 1/21/2011
- Phantom: HAC RF Test Arch with AMCC; Type: SD HAC P01 BA;
- Measurement SW: DASYS2, Version 52.6 (2); SEMCAD X Version 14.4.4 (2829)

### **Dipole H-Field measurement with H3DV6 probe/H Scan - measurement distance from the probe sensor center to CD1880 Dipole = 10mm/Hearing Aid**

**Compatibility Test (41x101x1):** Measurement grid: dx=5mm, dy=5mm

Maximum value of peak Total field = 0.476 A/m

Probe Modulation Factor = 1.000

Device Reference Point: 0, 0, -6.3 mm

Reference Value = 0.502 A/m; Power Drift = 0.04 dB

**Hearing Aid Near-Field Category: M2 (AWF 0 dB)**

Peak H-field in A/m



Document	<b>Annex A to Hearing Aid Compatibility RF Emissions Test Report for the BlackBerry® Smartphone model RDU71CW/RDV71UW</b>	Page	<b>94 (179)</b>
----------	---	------	-----------------

Author Data	Dates of Test	Report No	FCC ID
<b>Daoud Attayi</b>	<b>Mar. 22-23, Apr. 28 , 2011</b>	<b>RTS-3933-1104-55C RTS-2580-1106-41</b>	<b>L6ARDU70CW L6ARDV70UW</b>

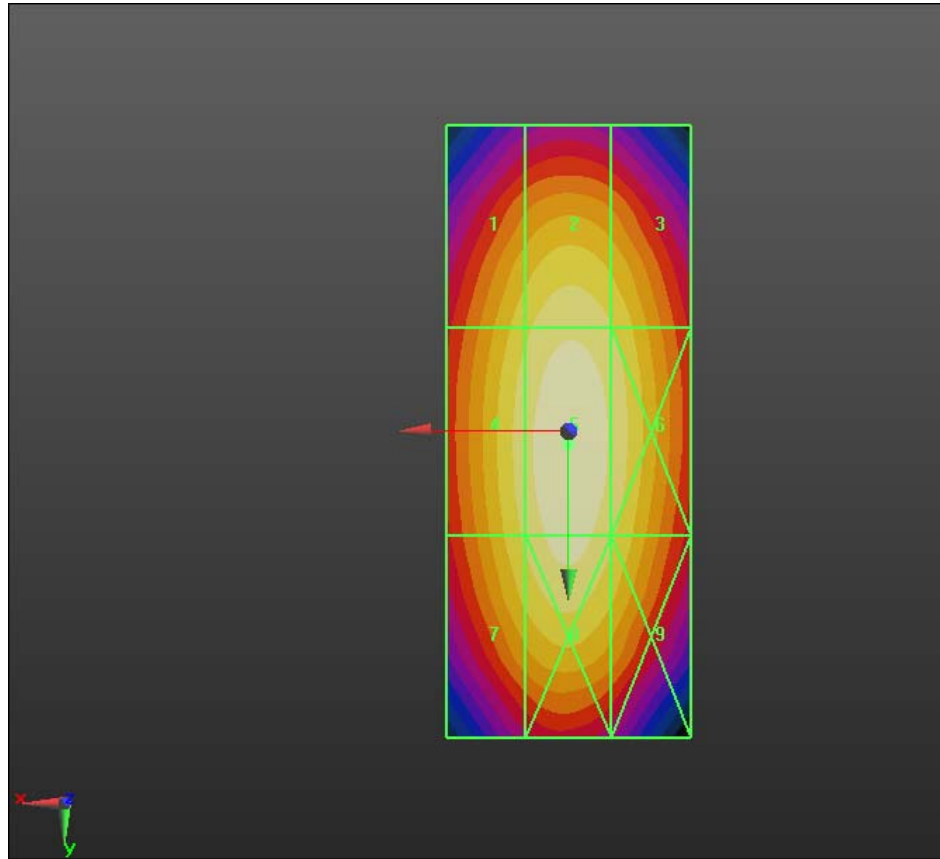
Grid 1	Grid 2	Grid 3
<b>0.438 M2</b>	<b>0.458 M2</b>	<b>0.443 M2</b>
Grid 4	Grid 5	Grid 6
<b>0.455 M2</b>	<b>0.476 M2</b>	<b>0.458 M2</b>
Grid 7	Grid 8	Grid 9
<b>0.447 M2</b>	<b>0.469 M2</b>	<b>0.447 M2</b>

Author Data  
**Daoud Attayi**


Dates of Test  
**Mar. 22-23, Apr. 28, 2011**

Report No  
**RTS-3933-1104-55C  
 RTS-2580-1106-41**

FCC ID  
**L6ARDU70CW  
 L6ARDV70UW**



0 dB = 0.480A/m

	Document		Page
	<b>Annex A to Hearing Aid Compatibility RF Emissions Test Report for the BlackBerry® Smartphone model RDU71CW/RDV71UW</b>		<b>96 (179)</b>
Author Data <b>Daoud Attayi</b>	Dates of Test <b>Mar. 22-23, Apr. 28, 2011</b>	Report No <b>RTS-3933-1104-55C RTS-2580-1106-41</b>	FCC ID <b>L6ARDU70CW L6ARDV70UW</b>

Date/Time: 4/5/2011 4:22:30 PM, Date/Time: 4/5/2011 4:37:10 PM, Date/Time: 4/5/2011 4:40:56 PM

Test Laboratory: RIM Testing Services

### **HAC RF\_H-Field\_1733 MHz**

**DUT: HAC Dipole 1880 MHz; Type: CD1880V3**

Communication System: WCDMA FDD IV, Communication System: CW, Communication System: AM80%; Communication System Band: Exported from older format (data unavailable - please correct)., Communication System Band: D1800 (1800.0 MHz); Frequency: 1732.6 MHz, Frequency: 1733 MHz; Communication System PAR: 0 dB  
Medium parameters used:  $\sigma = 0$  mho/m,  $\epsilon_r = 1$ ;  $\rho = 0$  kg/m<sup>3</sup>  
Phantom section: RF Section  
Measurement Standard: DASYS (IEEE/IEC/ANSI C63.19-2007)

DASY5 Configuration:

- Probe: H3DV6 - SN6105; ; Calibrated: 11/18/2010
- Sensor-Surface: (Fix Surface)
- Electronics: DAE3 Sn473; Calibrated: 1/21/2011
- Phantom: HAC RF Test Arch with AMCC; Type: SD HAC P01 BA;
- Measurement SW: DASYS2, Version 52.6 (2); SEMCAD X Version 14.4.4 (2829)

**Dipole WCDMA 1733 MHz\_PMF\_H-Field measurement with H3DV6 probe/H Scan - measurement distance from the probe sensor center to CD1880 Dipole = 10mm/Hearing Aid Compatibility Test (41x101x1):** Measurement grid: dx=5mm, dy=5mm

Maximum value of peak Total field = 0.165 A/m

Probe Modulation Factor = 1.000

Device Reference Point: 0, 0, -6.3 mm

Reference Value = 0.175 A/m; Power Drift = -0.0064 dB

**Hearing Aid Near-Field Category: M4 (AWF 0 dB)**





Document  
**Annex A to Hearing Aid Compatibility RF Emissions Test Report for the BlackBerry® Smartphone model RDU71CW/RDV71UW**

Page  
**97 (179)**

Author Data  
**Daoud Attayi**


Dates of Test  
**Mar. 22-23, Apr. 28, 2011**

Report No  
**RTS-3933-1104-55C  
RTS-2580-1106-41**

FCC ID  
**L6ARDU70CW  
L6ARDV70UW**

Peak H-field in A/m

Grid 1 <b>0.148 M4</b>	Grid 2 <b>0.156 M4</b>	Grid 3 <b>0.151 M4</b>
Grid 4 <b>0.156 M4</b>	Grid 5 <b>0.165 M4</b>	Grid 6 <b>0.159 M4</b>
Grid 7 <b>0.151 M4</b>	Grid 8 <b>0.160 M4</b>	Grid 9 <b>0.153 M4</b>

	Document <b>Annex A to Hearing Aid Compatibility RF Emissions Test Report for the BlackBerry® Smartphone model RDU71CW/RDV71UW</b>		Page <b>98 (179)</b>
	Author Data <b>Daoud Attayi</b>	Dates of Test <b>Mar. 22-23, Apr. 28, 2011</b>	Report No <b>RTS-3933-1104-55C</b> <b>RTS-2580-1106-41</b>

**Dipole CW 1733\_PMF\_H-Field measurement with H3DV6 probe/H Scan - measurement distance from the probe sensor center to CD1880 Dipole = 10mm 2/Hearing Aid Compatibility Test**

**(41x101x1):** Measurement grid: dx=5mm, dy=5mm

Maximum value of peak Total field = 0.160 A/m

Probe Modulation Factor = 1.000


Device Reference Point: 0, 0, -6.3 mm

Reference Value = 0.172 A/m; Power Drift = -0.08 dB

**Hearing Aid Near-Field Category: M4 (AWF 0 dB)**

Peak H-field in A/m

Grid 1 <b>0.144 M4</b>	Grid 2 <b>0.151 M4</b>	Grid 3 <b>0.147 M4</b>
Grid 4 <b>0.152 M4</b>	Grid 5 <b>0.160 M4</b>	Grid 6 <b>0.155 M4</b>
Grid 7 <b>0.148 M4</b>	Grid 8 <b>0.156 M4</b>	Grid 9 <b>0.149 M4</b>

	Document <b>Annex A to Hearing Aid Compatibility RF Emissions Test Report for the BlackBerry® Smartphone model RDU71CW/RDV71UW</b>		Page <b>99 (179)</b>
	Author Data <b>Daoud Attayi</b>	Dates of Test <b>Mar. 22-23, Apr. 28, 2011</b>	Report No <b>RTS-3933-1104-55C</b> <b>RTS-2580-1106-41</b>

**Dipole AM80% 1733\_PMF\_H-Field measurement with H3DV6 probe/H Scan - measurement distance from the probe sensor center to CD1880 Dipole = 10mm 2 2/Hearing Aid Compatibility Test**

**(41x101x1):** Measurement grid: dx=5mm, dy=5mm

Maximum value of peak Total field = 0.102 A/m

Probe Modulation Factor = 1.000

Device Reference Point: 0, 0, -6.3 mm

Reference Value = 0.110 A/m; Power Drift = -0.04 dB

**Hearing Aid Near-Field Category: M4 (AWF 0 dB)**

Peak H-field in A/m

Grid 1 <b>0.091 M4</b>	Grid 2 <b>0.097 M4</b>	Grid 3 <b>0.093 M4</b>
Grid 4 <b>0.096 M4</b>	Grid 5 <b>0.102 M4</b>	Grid 6 <b>0.098 M4</b>
Grid 7 <b>0.093 M4</b>	Grid 8 <b>0.099 M4</b>	Grid 9 <b>0.094 M4</b>



Document  
**Annex A to Hearing Aid Compatibility RF Emissions Test  
Report for the BlackBerry® Smartphone model  
RDU71CW/RDV71UW**

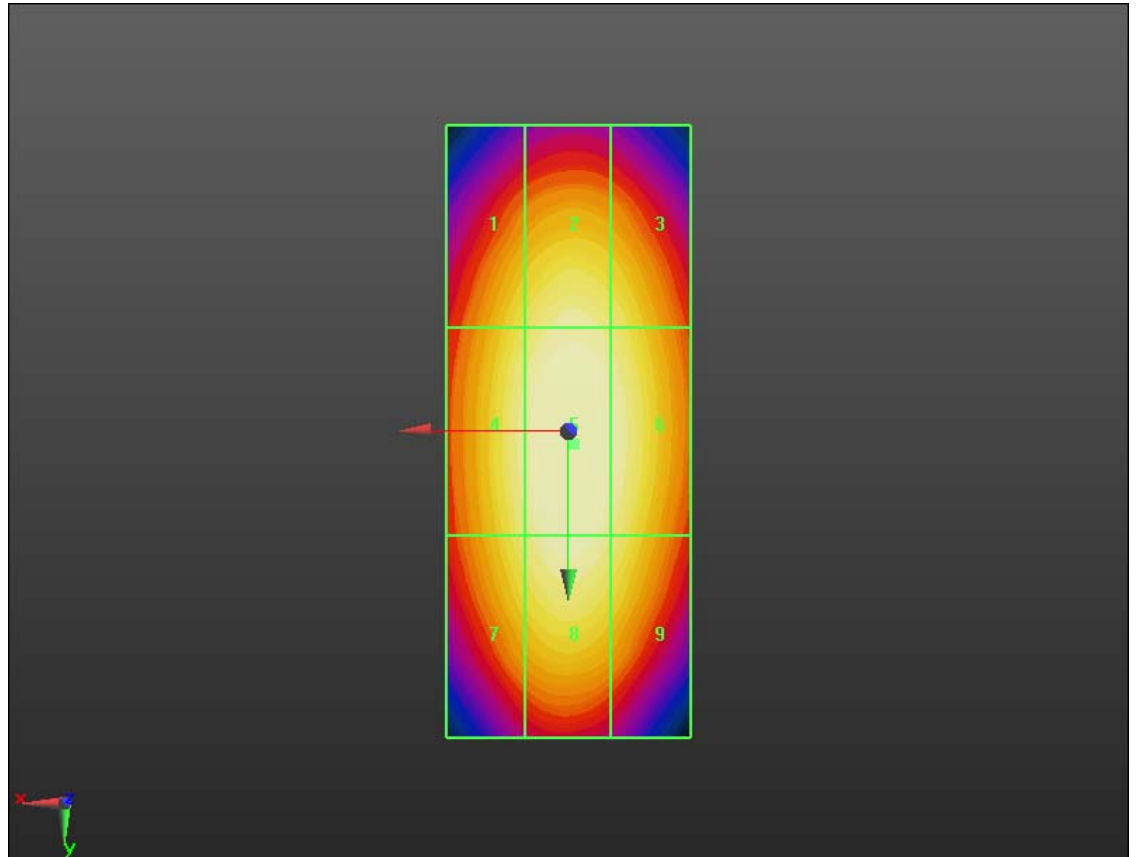
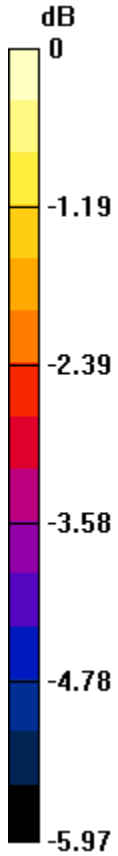
Page  
**100 (179)**

Author Data  
**Daoud Attayi**


Dates of Test  
**Mar. 22-23, Apr. 28, 2011**

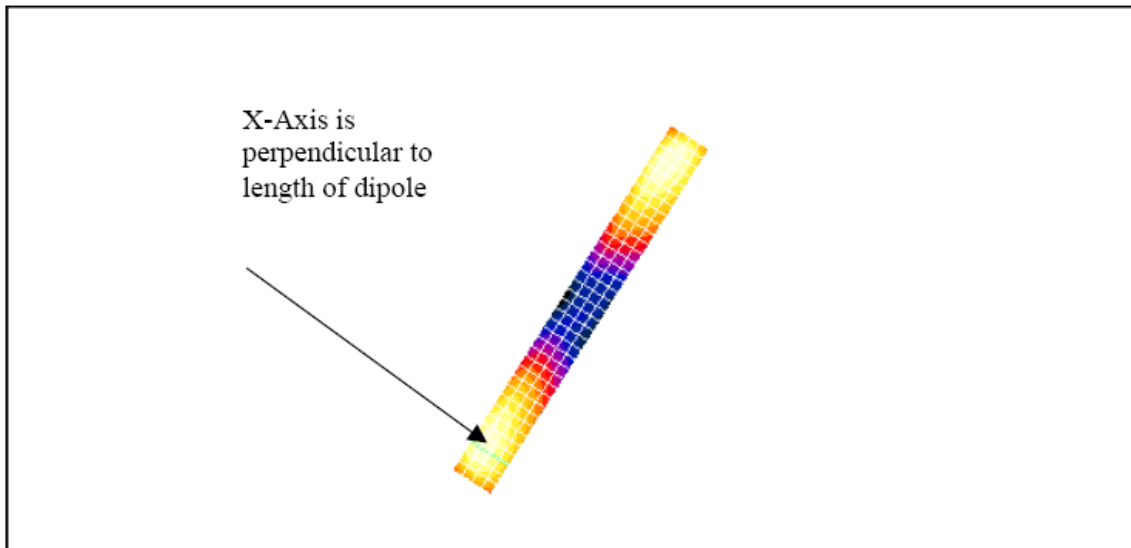
Report No  
**RTS-3933-1104-55C  
RTS-2580-1106-41**

FCC ID  
**L6ARDU70CW  
L6ARDV70UW**



0 dB = 0.160A/m


	Document <b>Annex A to Hearing Aid Compatibility RF Emissions Test Report for the BlackBerry® Smartphone model RDU71CW/RDV71UW</b>		Page <b>101 (179)</b>
	Author Data <b>Daoud Attayi</b>	Dates of Test <b>Mar. 22-23, Apr. 28, 2011</b>	Report No <b>RTS-3933-1104-55C</b> <b>RTS-2580-1106-41</b>



The green line in this figure shows the axis along which the points lie.

#### Comparison of 5mm and 2mm step sizes

An additional set of measurements was taken: dipole validations were performed using 5mm and 2mm step sizes. The delta between the two readings is insignificant for both field types (< 0.4% for E and 0% for H), demonstrating that 5mm is sufficient. The plots follow.

	Document		Page
	<b>Annex A to Hearing Aid Compatibility RF Emissions Test Report for the BlackBerry® Smartphone model RDU71CW/RDV71UW</b>		<b>102 (179)</b>
Author Data <b>Daoud Attayi</b>	Dates of Test <b>Mar. 22-23, Apr. 28, 2011</b>	Report No <b>RTS-3933-1104-55C RTS-2580-1106-41</b>	FCC ID <b>L6ARDU70CW L6ARDV70UW</b>

Date/Time: 14/07/2005 11:35:24 AM

Page 1 of 2

Date/Time: 14/07/2005 11:35:24 AM

**Lab: RIM Testing Services (RTS)**

**Dipole Validation 1880 MHz\_E-Field 07\_14\_05**

**DUT: HAC Dipole 1880 MHz; Type: CD1880V3**

Communication System: CW; Frequency: 1880 MHz; Duty Cycle: 1:1  
 Medium: Air Medium parameters used:  $\sigma = 0$  mho/m,  $\epsilon_r = 1$ ;  $\rho = 1000$  kg/m<sup>3</sup>  
 Phantom section: H Device Section

DASY4 Configuration:

- Probe: ER3DV6 - SN2285; ConvF(1, 1, 1); Calibrated: 10/12/2004
- Sensor-Surface: 0mm (Fix Surface) Sensor-Surface: (Fix Surface)
- Electronics: DAE3 Sn472; Calibrated: 03/01/2005
- Phantom: HAC Test Arch; Type: SD HAC P01 BA;
- Measurement SW: DASY4, V4.5 Build 19; Postprocessing SW: SEMCAD, V1.8 Build 146

**E Scan 10mm above CD 1880 MHz/Hearing Aid Compatibility Test (5x19x1):**

Measurement grid: dx=5mm, dy=5mm  
 Maximum value of Total (measured) = 134.8 V/m

**E Scan 10mm above CD 1880 MHz/Hearing Aid Compatibility Test (41x181x1):**

Measurement grid: dx=5mm, dy=5mm  
 Maximum value of Total field (slot averaged) = 131.0 V/m

**Hearing Aid Near-Field Category: M2 (AWF 0 dB)**


E in V/m (Time averaged)    E in V/m (Slot averaged)

Grid 1	Grid 2	Grid 3	Grid 1	Grid 2	Grid 3
<b>123.2</b>	<b>138.1</b>	<b>138.4</b>	<b>123.2</b>	<b>138.1</b>	<b>138.4</b>
Grid 4	Grid 5	Grid 6	Grid 4	Grid 5	Grid 6
<b>80.9</b>	<b>92.3</b>	<b>92.2</b>	<b>80.9</b>	<b>92.3</b>	<b>92.2</b>
Grid 7	Grid 8	Grid 9	Grid 7	Grid 8	Grid 9
<b>119.8</b>	<b>131.0</b>	<b>130.7</b>	<b>119.8</b>	<b>131.0</b>	<b>130.7</b>

Category	AWF (dB)	Limits for E-Field Emissions (V/m)	Limits for H-Field Emissions (A/m)
M1	0	199.5 - 354.8	0.6 - 1.07
	-5	149.6 - 266.1	0.45 - 0.8
M2	0	112.2 - 199.5	0.34 - 0.6
	-5	84.1 - 149.6	0.25 - 0.45
M3	0	63.1 - 112.2	0.19 - 0.34
	-5	47.3 - 84.1	0.15 - 0.25
M4	0	<63.1	<0.19

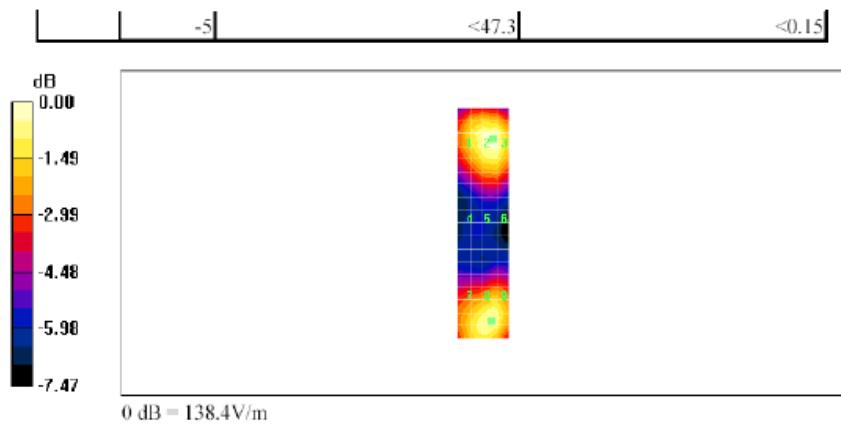
file://C:\Program%20Files\DASY4\Print\_Templates\Dipole%20Validation%201880%20... 14/07/2005

This report shall **NOT** be reproduced except in full without the written consent of RIM Testing Services  
 Copyright 2005-2011, RIM Testing Services, a division of Research In Motion Limited

	Document <b>Annex A to Hearing Aid Compatibility RF Emissions Test Report for the BlackBerry® Smartphone model RDU71CW/RDV71UW</b>		Page <b>103 (179)</b>
	Author Data <b>Daoud Attayi</b>	Dates of Test <b>Mar. 22-23, Apr. 28, 2011</b>	Report No <b>RTS-3933-1104-55C</b> <b>RTS-2580-1106-41</b>

Date/Time: 14/07/2005 11:35:24 AM


Page 2 of 2



file://C:\Program%20Files\DASY4\Print\_Templates\Dipole%20Validation%201880%20... 14/07/2005

This report shall NOT be reproduced except in full without the written consent of RIM Testing Services  
Copyright 2005-2011, RIM Testing Services, a division of Research In Motion Limited



	Document <b>Annex A to Hearing Aid Compatibility RF Emissions Test Report for the BlackBerry® Smartphone model RDU71CW/RDV71UW</b>		Page <b>104 (179)</b>
	Author Data <b>Daoud Attayi</b>	Dates of Test <b>Mar. 22-23, Apr. 28, 2011</b>	Report No <b>RTS-3933-1104-55C</b> <b>RTS-2580-1106-41</b>

Date/Time: 14/07/2005 11:44:51 AM

Page 1 of 2

Date/Time: 14/07/2005 11:44:51 AM

**Lab: RIM Testing Services (RTS)**

**Dipole Validation 1880 MHz\_2mm step\_E-Field 07\_14\_05**

**DUT: HAC Dipole 1880 MHz; Type: CD1880V3**

Communication System: CW; Frequency: 1880 MHz; Duty Cycle: 1:1  
Medium: Air Medium parameters used:  $\sigma = 0$  mho/m,  $\epsilon_r = 1$ ;  $\rho = 1000$  kg/m<sup>3</sup>  
Phantom section: H Device Section

DASY4 Configuration:  
- Probe: ER3DV6 - SN2285; ConvF(1, 1, 1); Calibrated: 10/12/2004  
- Sensor-Surface: 0mm (Fix Surface) Sensor-Surface: (Fix Surface)  
- Electronics: DAE3 Sn472; Calibrated: 03/01/2005  
- Phantom: HAC Test Arch; Type: SD HAC P01 BA;  
- Measurement SW: DASY4, V4.5 Build 19; Postprocessing SW: SEMCAD, V1.8 Build 146

**E Scan 10mm above CD 1880 MHz/Hearing Aid Compatibility Test (11x46x1):**

Measurement grid: dx=2mm, dy=2mm  
Maximum value of Total (measured) = 138.0 V/m

**E Scan 10mm above CD 1880 MHz/Hearing Aid Compatibility Test (101x451x1):**

Measurement grid: dx=2mm, dy=2mm  
Maximum value of Total field (slot averaged) = 131.2 V/m

**Hearing Aid Near-Field Category: M2 (AWF 0 dB)**


E in V/m (Time averaged)    E in V/m (Slot averaged)

Grid 1 <b>123.1</b>	Grid 2 <b>138.6</b>	Grid 3 <b>138.6</b>	Grid 1 <b>123.1</b>	Grid 2 <b>138.6</b>	Grid 3 <b>138.6</b>
Grid 4 <b>81.4</b>	Grid 5 <b>92.1</b>	Grid 6 <b>91.6</b>	Grid 4 <b>81.4</b>	Grid 5 <b>92.1</b>	Grid 6 <b>91.6</b>
Grid 7 <b>121.3</b>	Grid 8 <b>131.2</b>	Grid 9 <b>131.0</b>	Grid 7 <b>121.3</b>	Grid 8 <b>131.2</b>	Grid 9 <b>131.0</b>

Category	AWF (dB)	Limits for E-Field Emissions (V/m)	Limits for H-Field Emissions (A/m)
M1	0	199.5 - 354.8	0.6 - 1.07
	-5	149.6 - 266.1	0.45 - 0.8
M2	0	112.2 - 199.5	0.34 - 0.6
	-5	84.1 - 149.6	0.25 - 0.45
M3	0	63.1 - 112.2	0.19 - 0.34
	-5	47.3 - 84.1	0.15 - 0.25
M4	0	<63.1	<0.19

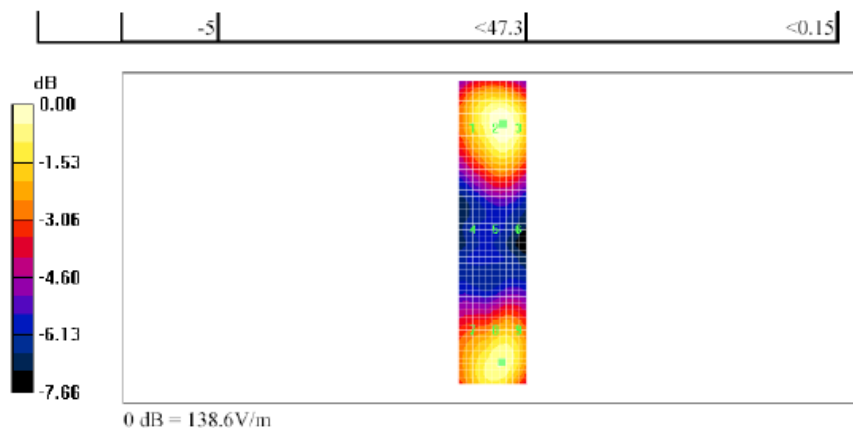
file://C:\Program%20Files\DASY4\Print\_Templates\Dipole%20Validation%201880%20... 14/07/2005

This report shall **NOT** be reproduced except in full without the written consent of RIM Testing Services  
Copyright 2005-2011, RIM Testing Services, a division of Research In Motion Limited

	Document <b>Annex A to Hearing Aid Compatibility RF Emissions Test Report for the BlackBerry® Smartphone model RDU71CW/RDV71UW</b>		Page <b>105 (179)</b>
	Author Data <b>Daoud Attayi</b>	Dates of Test <b>Mar. 22-23, Apr. 28, 2011</b>	Report No <b>RTS-3933-1104-55C</b> <b>RTS-2580-1106-41</b>

Date/Time: 14/07/2005 11:44:51 AM

Page 2 of 2



file://C:\Program%20Files\DASY4\Print\_Templates\Dipole%20Validation%201880%20... 14/07/2005

This report shall NOT be reproduced except in full without the written consent of RIM Testing Services  
Copyright 2005-2011, RIM Testing Services, a division of Research In Motion Limited



Document  
**Annex A to Hearing Aid Compatibility RF Emissions Test Report for the BlackBerry® Smartphone model RDU71CW/RDV71UW**

Page  
**106 (179)**

Author Data <b>Daoud Attayi</b>	Dates of Test <b>Mar. 22-23, Apr. 28, 2011</b>	Report No <b>RTS-3933-1104-55C RTS-2580-1106-41</b>	FCC ID <b>L6ARDU70CW L6ARDV70UW</b>
------------------------------------	---	--	--

Date/Time: 14/07/2005 12:43:02 PM

Page 1 of 2

Date/Time: 14/07/2005 12:43:02 PM

**Lab: RIM Testing Services (RTS)**

**HAC\_H\_Dipole\_CW 1880\_5 mm step\_07\_14\_05**

**DUT: HAC Dipole 1880 MHz; Type: CD1880V3**

Communication System: CW; Frequency: 1880 MHz; Duty Cycle: 1:1  
 Medium: Air Medium parameters used:  $\sigma = 0$  mho/m,  $\epsilon_r = 1$ ;  $\rho = 1$  kg/m<sup>3</sup>  
 Phantom section: H Dipole Section

DASY4 Configuration:

- Probe: H3DV6 - SN6105; ; Calibrated: 10/12/2004
- Sensor-Surface: 0mm (Fix Surface) Sensor-Surface: (Fix Surface)
- Electronics: DAE3 Sn472; Calibrated: 03/01/2005
- Phantom: HAC Test Arch; Type: SD HAC P01 BA;
- Measurement SW: DASY4, V4.5 Build 19; Postprocessing SW: SEMCAD, V1.8 Build 146

**H Scan 10mm above CD 1880 MHz/Hearing Aid Compatibility Test (5x19x1):**

Measurement grid: dx=5mm, dy=5mm  
 Maximum value of Total (measured) = 0.406 A/m

**H Scan 10mm above CD 1880 MHz/Hearing Aid Compatibility Test (41x181x1):**


Measurement grid: dx=5mm, dy=5mm  
 Maximum value of Total field (slot averaged) = 0.406 A/m

**Hearing Aid Near-Field Category: M2 (AWF 0 dB)**

H in A/m (Time averaged)    H in A/m (Slot averaged)

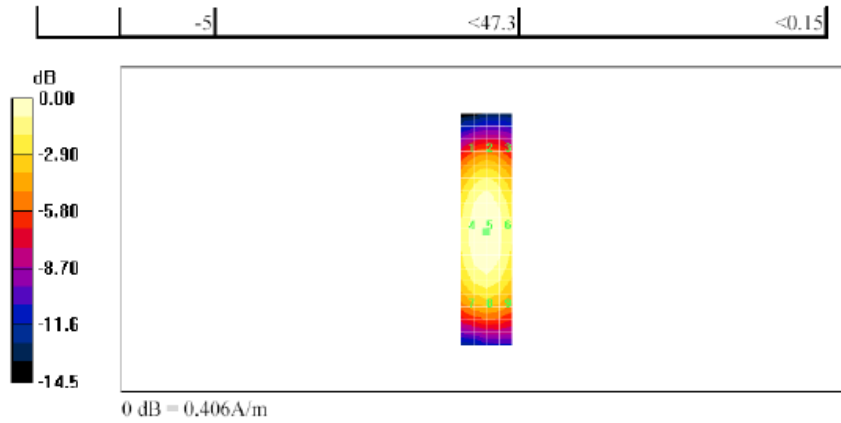
Grid 1	Grid 2	Grid 3	Grid 1	Grid 2	Grid 3
<b>0.342</b>	<b>0.359</b>	<b>0.344</b>	<b>0.342</b>	<b>0.359</b>	<b>0.344</b>
Grid 4	Grid 5	Grid 6	Grid 4	Grid 5	Grid 6
<b>0.389</b>	<b>0.406</b>	<b>0.389</b>	<b>0.389</b>	<b>0.406</b>	<b>0.389</b>
Grid 7	Grid 8	Grid 9	Grid 7	Grid 8	Grid 9
<b>0.363</b>	<b>0.378</b>	<b>0.363</b>	<b>0.363</b>	<b>0.378</b>	<b>0.363</b>

Category	AWF (dB)	Limits for E-Field Emissions (V/m)	Limits for H-Field Emissions (A/m)
M1	0	199.5 - 354.8	0.6 - 1.07
	-5	149.6 - 266.1	0.45 - 0.8
M2	0	112.2 - 199.5	0.34 - 0.6
	-5	84.1 - 149.6	0.25 - 0.45
M3	0	63.1 - 112.2	0.19 - 0.34
	-5	47.3 - 84.1	0.15 - 0.25
M4	0	<63.1	<0.19

	Document <b>Annex A to Hearing Aid Compatibility RF Emissions Test Report for the BlackBerry® Smartphone model RDU71CW/RDV71UW</b>		Page <b>107 (179)</b>
	Author Data <b>Daoud Attayi</b>	Dates of Test <b>Mar. 22-23, Apr. 28, 2011</b>	Report No <b>RTS-3933-1104-55C</b> <b>RTS-2580-1106-41</b>


Date/Time: 14/07/2005 12:43:02 PM

Page 2 of 2



file://C:\Program%20Files\DASY4\Print\_Templates\HAC\_H\_Dipole\_CW%201880\_5%... 14/07/2005

This report shall NOT be reproduced except in full without the written consent of RIM Testing Services  
Copyright 2005-2011, RIM Testing Services, a division of Research In Motion Limited

	Document <b>Annex A to Hearing Aid Compatibility RF Emissions Test Report for the BlackBerry® Smartphone model RDU71CW/RDV71UW</b>		Page <b>108 (179)</b>
	Author Data <b>Daoud Attayi</b>	Dates of Test <b>Mar. 22-23, Apr. 28, 2011</b>	Report No <b>RTS-3933-1104-55C RTS-2580-1106-41</b>

Date/Time: 14/07/2005 12:53:40 PM

Page 1 of 2

Date/Time: 14/07/2005 12:53:40 PM

**Lab: RIM Testing Services (RTS)**

**HAC\_H\_Dipole\_CW 1880\_2 mm step\_07\_14\_05**

**DUT: HAC Dipole 1880 MHz; Type: CD1880V3**

Communication System: CW; Frequency: 1880 MHz; Duty Cycle: 1:1  
Medium: Air Medium parameters used:  $\sigma = 0$  mho/m,  $\epsilon_r = 1$ ;  $\rho = 1$  kg/m<sup>3</sup>  
Phantom section: H Dipole Section

DASY4 Configuration:

- Probe: H3DV6 - SN6105; ; Calibrated: 10/12/2004
- Sensor-Surface: 0mm (Fix Surface) Sensor-Surface: (Fix Surface)
- Electronics: DAE3 Sn472; Calibrated: 03/01/2005
- Phantom: HAC Test Arch; Type: SD HAC P01 BA;
- Measurement SW: DASY4, V4.5 Build 19; Postprocessing SW: SEMCAD, V1.8 Build 146

**H Scan 10mm above CD 1880 MHz/Hearing Aid Compatibility Test (11x46x1):**

Measurement grid: dx=2mm, dy=2mm  
Maximum value of Total (measured) = 0.406 A/m

**H Scan 10mm above CD 1880 MHz/Hearing Aid Compatibility Test (101x451x1):**

Measurement grid: dx=2mm, dy=2mm  
Maximum value of Total field (slot averaged) = 0.406 A/m


**Hearing Aid Near-Field Category: M2 (AWF 0 dB)**

H in A/m (Time averaged)    H in A/m (Slot averaged)

Grid 1	Grid 2	Grid 3	Grid 1	Grid 2	Grid 3
<b>0.347</b>	<b>0.361</b>	<b>0.348</b>	<b>0.347</b>	<b>0.361</b>	<b>0.348</b>
Grid 4	Grid 5	Grid 6	Grid 4	Grid 5	Grid 6
<b>0.394</b>	<b>0.406</b>	<b>0.391</b>	<b>0.394</b>	<b>0.406</b>	<b>0.391</b>
Grid 7	Grid 8	Grid 9	Grid 7	Grid 8	Grid 9
<b>0.367</b>	<b>0.380</b>	<b>0.365</b>	<b>0.367</b>	<b>0.380</b>	<b>0.365</b>

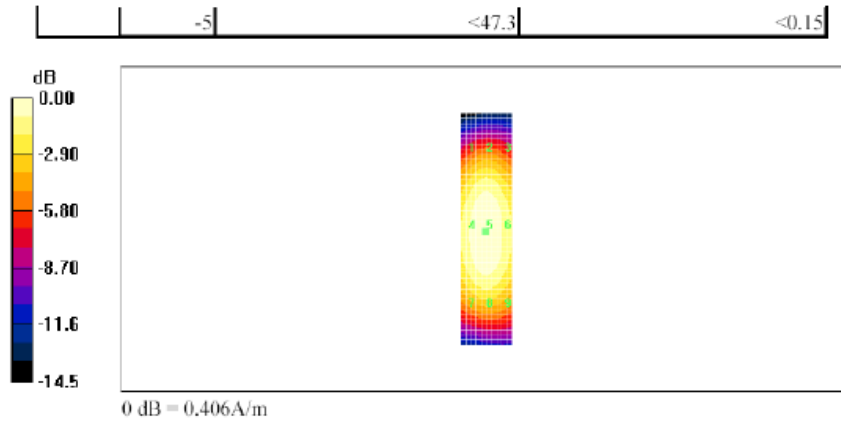
Category	AWF (dB)	Limits for E-Field Emissions (V/m)	Limits for H-Field Emissions (A/m)
M1	0	199.5 - 354.8	0.6 - 1.07
	-5	149.6 - 266.1	0.45 - 0.8
M2	0	112.2 - 199.5	0.34 - 0.6
	-5	84.1 - 149.6	0.25 - 0.45
M3	0	63.1 - 112.2	0.19 - 0.34
	-5	47.3 - 84.1	0.15 - 0.25
M4	0	<63.1	<0.19

file://C:\Program%20Files\DASY4\Print\_Templates\HAC\_H\_Dipole\_CW%201880\_2%... 14/07/2005

	Document <b>Annex A to Hearing Aid Compatibility RF Emissions Test Report for the BlackBerry® Smartphone model RDU71CW/RDV71UW</b>		Page <b>109 (179)</b>
	Author Data <b>Daoud Attayi</b>	Dates of Test <b>Mar. 22-23, Apr. 28, 2011</b>	Report No <b>RTS-3933-1104-55C</b> <b>RTS-2580-1106-41</b>


Date/Time: 14/07/2005 12:53:40 PM


Page 2 of 2



file://C:\Program%20Files\DASY4\Print\_Templates\HAC\_H\_Dipole\_CW%201880\_2%... 14/07/2005


This report shall NOT be reproduced except in full without the written consent of RIM Testing Services  
Copyright 2005-2011, RIM Testing Services, a division of Research In Motion Limited

	Document <b>Annex A to Hearing Aid Compatibility RF Emissions Test Report for the BlackBerry® Smartphone model RDU71CW/RDV71UW</b>		Page <b>110 (179)</b>
Author Data <b>Daoud Attayi</b>	Dates of Test <b>Mar. 22-23, Apr. 28 , 2011</b>	Report No <b>RTS-3933-1104-55C RTS-2580-1106-41</b>	FCC ID <b>L6ARDU70CW L6ARDV70UW</b>

	Document <b>Annex A to Hearing Aid Compatibility RF Emissions Test Report for the BlackBerry® Smartphone model RDU71CW/RDV71UW</b>		Page <b>111 (179)</b>
	Author Data <b>Daoud Attayi</b>	Dates of Test <b>Mar. 22-23, Apr. 28 , 2011</b>	Report No <b>RTS-3933-1104-55C</b> <b>RTS-2580-1106-41</b>

### A.3 RF emission field plots



	Document		Page
	<b>Annex A to Hearing Aid Compatibility RF Emissions Test Report for the BlackBerry® Smartphone model RDU71CW/RDV71UW</b>		112 (179)
Author Data <b>Daoud Attayi</b>	Dates of Test <b>Mar. 22-23, Apr. 28, 2011</b>	Report No <b>RTS-3933-1104-55C RTS-2580-1106-41</b>	FCC ID <b>L6ARDU70CW L6ARDV70UW</b>

Date/Time: 3/23/2011 4:33:26 PM, Date/Time: 3/23/2011 4:38:37 PM, Date/Time: 3/23/2011 4:43:10 PM

Test Laboratory: RIM Testing Services

### **HAC RF\_E-Field\_GSM 850**

**DUT: BlackBerry Smartphone; Type: Sample**


Communication System: GSM 850; .; Frequency: 824.2 MHz, Frequency: 836.8 MHz, Frequency: 848.8 MHz; Communication System PAR: 9.191 dB  
Medium parameters used:  $\sigma = 0$  mho/m,  $\epsilon_r = 1$ ;  $\rho = 0$  kg/m<sup>3</sup>  
Phantom section: RF Section  
Measurement Standard: DASYS (IEEE/IEC/ANSI C63.19-2007)

DASY5 Configuration:

- Probe: ER3DV6 - SN2286; ConvF(1, 1, 1); Calibrated: 1/14/2011
- Sensor-Surface: (Fix Surface)
- Electronics: DAE4 Sn881; Calibrated: 4/19/2010
- Phantom: HAC RF Test Arch with AMCC; Type: SD HAC P01 BA;
- Measurement SW: DASYS2, Version 52.6 (2); SEMCAD X Version 14.4.4 (2829)

### **Device E-Field measurement with ER probe/E Scan - ER3D - 2007: 15 mm from Probe Center to the Device/Hearing Aid Compatibility Test (101x101x1):**

Measurement grid: dx=5mm, dy=5mm  
Maximum value of peak Total field = 140.3 V/m  
Probe Modulation Factor = 2.940  
Device Reference Point: 0, 0, -6.3 mm  
Reference Value = 53.962 V/m; Power Drift = -0.12 dB  
**Hearing Aid Near-Field Category: M4 (AWF -5 dB)**

	Document <b>Annex A to Hearing Aid Compatibility RF Emissions Test Report for the BlackBerry® Smartphone model RDU71CW/RDV71UW</b>		Page <b>113 (179)</b>
	Author Data <b>Daoud Attayi</b>	Dates of Test <b>Mar. 22-23, Apr. 28, 2011</b>	Report No <b>RTS-3933-1104-55C RTS-2580-1106-41</b>

Peak E-field in V/m

Grid 1 <b>118.0 M4</b>	Grid 2 <b>136.7 M4</b>	Grid 3 <b>131.6 M4</b>
Grid 4 <b>121.5 M4</b>	Grid 5 <b>140.3 M4</b>	Grid 6 <b>134.4 M4</b>
Grid 7 <b>122.9 M4</b>	Grid 8 <b>139.4 M4</b>	Grid 9 <b>133.1 M4</b>

**Cursor:**

Total = 140.3 V/m  
E Category: M4  
Location: -3, -2.5, 8.7 mm

**Device E-Field measurement with ER probe/E Scan - ER3D - 2007:  
15 mm from Probe Center to the Device 2/Hearing Aid**

**Compatibility Test (101x101x1):** Measurement grid: dx=5mm, dy=5mm

Maximum value of peak Total field = 154.3 V/m

Probe Modulation Factor = 2.940


Device Reference Point: 0, 0, -6.3 mm

Reference Value = 59.107 V/m; Power Drift = 0.19 dB

**Hearing Aid Near-Field Category: M3 (AWF -5 dB)**

Peak E-field in V/m

Grid 1 <b>116.8 M4</b>	Grid 2 <b>150.4 M3</b>	Grid 3 <b>150.5 M3</b>
Grid 4 <b>121.9 M4</b>	Grid 5 <b>154.3 M3</b>	Grid 6 <b>154.3 M3</b>
Grid 7 <b>128.6 M4</b>	Grid 8 <b>154.4 M3</b>	Grid 9 <b>154.4 M3</b>

	Document <b>Annex A to Hearing Aid Compatibility RF Emissions Test Report for the BlackBerry® Smartphone model RDU71CW/RDV71UW</b>		Page <b>114 (179)</b>
	Author Data <b>Daoud Attayi</b>	Dates of Test <b>Mar. 22-23, Apr. 28, 2011</b>	Report No <b>RTS-3933-1104-55C</b> <b>RTS-2580-1106-41</b>

**Cursor:**

Total = 154.4 V/m  
E Category: M3  
Location: -8.5, 13.5, 8.7 mm

**Device E-Field measurement with ER probe/E Scan - ER3D - 2007:  
15 mm from Probe Center to the Device 2 2/Hearing Aid**

**Compatibility Test (101x101x1):** Measurement grid: dx=5mm, dy=5mm

Maximum value of peak Total field = 165.7 V/m

Probe Modulation Factor = 2.940

Device Reference Point: 0, 0, -6.3 mm

Reference Value = 64.371 V/m; Power Drift = -0.34 dB

**Hearing Aid Near-Field Category: M3 (AWF -5 dB)**

Author Data  
**Daoud Attayi**

Dates of Test  
**Mar. 22-23, Apr. 28, 2011**

Report No  
**RTS-3933-1104-55C**  
**RTS-2580-1106-41**

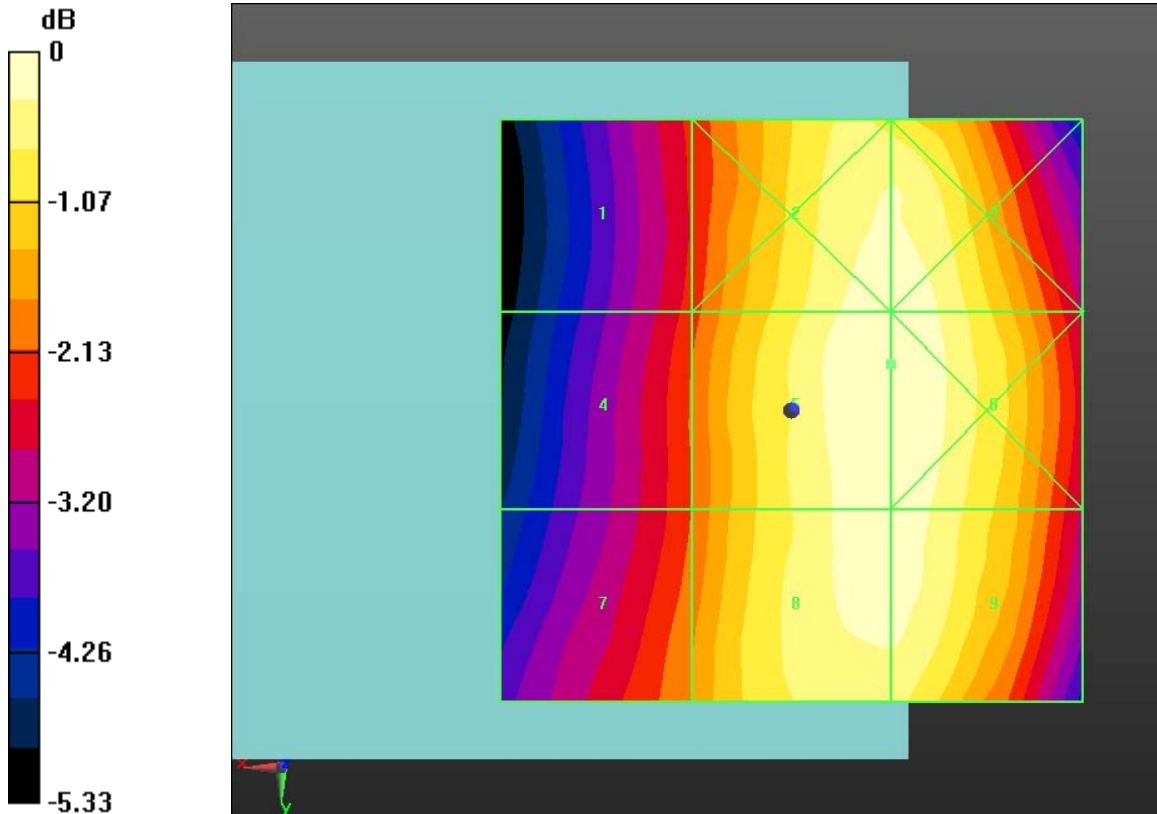
FCC ID  
**L6ARDU70CW**  
**L6ARDV70UW**

Peak E-field in V/m


Grid 1 <b>127.5 M4</b>	Grid 2 <b>164.1 M3</b>	Grid 3 <b>164.1 M3</b>
Grid 4 <b>130.7 M4</b>	Grid 5 <b>165.7 M3</b>	Grid 6 <b>165.7 M3</b>
Grid 7 <b>135.6 M4</b>	Grid 8 <b>162.9 M3</b>	Grid 9 <b>162.9 M3</b>

**Cursor:**

Total = 165.7 V/m  
 E Category: M3  
 Location: -8.5, -4, 8.7 mm



0 dB = 165.7V/m

	Document <b>Annex A to Hearing Aid Compatibility RF Emissions Test Report for the BlackBerry® Smartphone model RDU71CW/RDV71UW</b>		Page <b>116 (179)</b>
	Author Data <b>Daoud Attayi</b>	Dates of Test <b>Mar. 22-23, Apr. 28, 2011</b>	Report No <b>RTS-3933-1104-55C RTS-2580-1106-41</b>

Date/Time: 3/23/2011 4:52:16 PM

Test Laboratory: RIM Testing Services

### **HAC RF\_E-Field\_GSM 850\_high\_chan\_Telecoil**

**DUT: BlackBerry Smartphone; Type: Sample**

Communication System: GSM 850; .; Frequency: 848.8 MHz; Communication System PAR: 9.191 dB

Medium parameters used:  $\sigma = 0$  mho/m,  $\epsilon_r = 1$ ;  $\rho = 0$  kg/m<sup>3</sup>

Phantom section: RF Section

Measurement Standard: DASYS (IEEE/IEC/ANSI C63.19-2007)

DASY5 Configuration:

- Probe: ER3DV6 - SN2286; ConvF(1, 1, 1); Calibrated: 1/14/2011
- Sensor-Surface: (Fix Surface)
- Electronics: DAE4 Sn881; Calibrated: 4/19/2010
- Phantom: HAC RF Test Arch with AMCC; Type: SD HAC P01 BA;
- Measurement SW: DASYS2, Version 52.6 (2); SEMCAD X Version 14.4.4 (2829)

### **Device E-Field measurement with ER probe/E Scan - ER3D - 2007: 15 mm from Probe Center to the Device Telecoil cent/Hearing Aid Compatibility Test**

**(101x101x1):** Measurement grid: dx=5mm, dy=5mm

Maximum value of peak Total field = 159.4 V/m

Probe Modulation Factor = 2.940

Device Reference Point: 0, 0, -6.3 mm

Reference Value = 64.183 V/m; Power Drift = -0.02 dB

**Hearing Aid Near-Field Category: M3 (AWF -5 dB)**

Author Data  
**Daoud Attayi**

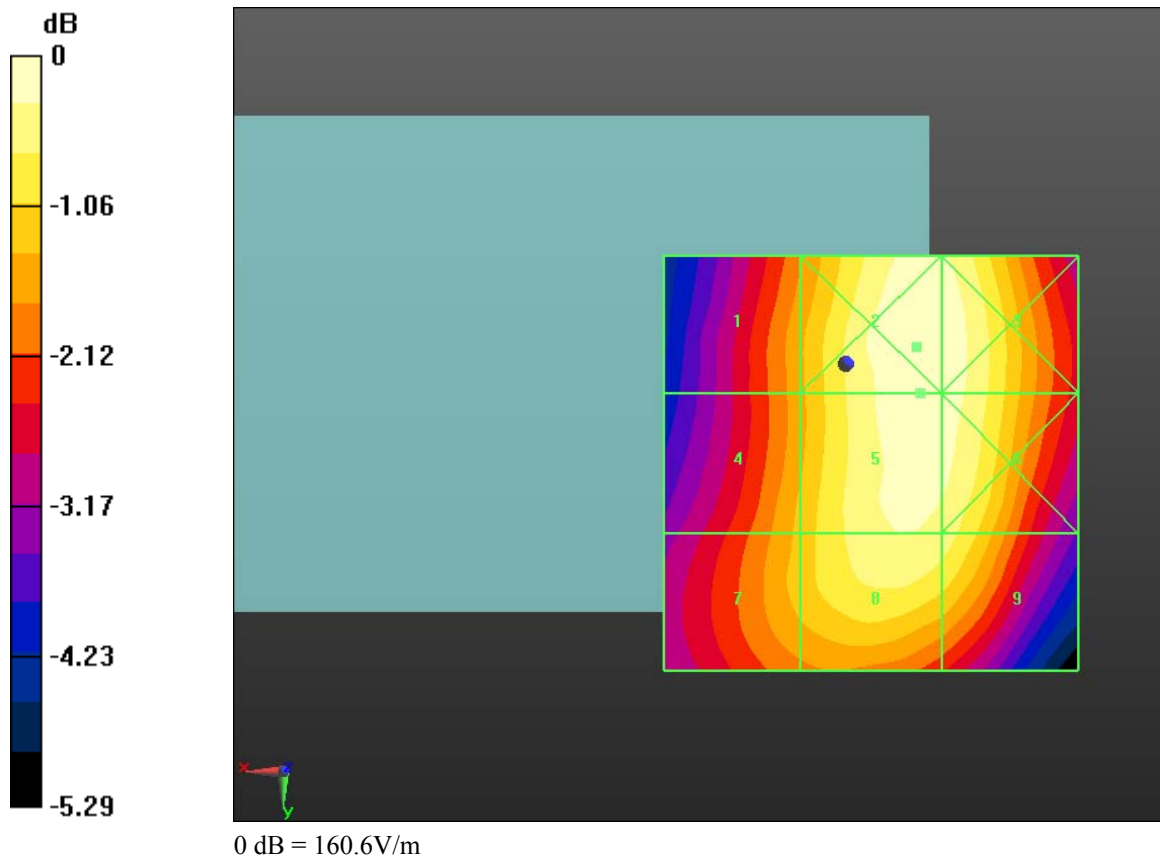
Dates of Test  
**Mar. 22-23, Apr. 28, 2011**


Report No  
**RTS-3933-1104-55C  
 RTS-2580-1106-41**

FCC ID  
**L6ARDU70CW  
 L6ARDV70UW**

Peak E-field in V/m

Grid 1 <b>135.7 M4</b>	Grid 2 <b>160.6 M3</b>	Grid 3 <b>159.1 M3</b>
Grid 4 <b>138.5 M4</b>	Grid 5 <b>159.4 M3</b>	Grid 6 <b>158.3 M3</b>
Grid 7 <b>139.4 M4</b>	Grid 8 <b>154.3 M3</b>	Grid 9 <b>151.6 M3</b>



	Document <b>Annex A to Hearing Aid Compatibility RF Emissions Test Report for the BlackBerry® Smartphone model RDU71CW/RDV71UW</b>		Page <b>118 (179)</b>
	Author Data <b>Daoud Attayi</b>	Dates of Test <b>Mar. 22-23, Apr. 28, 2011</b>	Report No <b>RTS-3933-1104-55C</b> <b>RTS-2580-1106-41</b>

Date/Time: 3/23/2011 5:02:28 PM, Date/Time: 3/23/2011 5:06:54 PM, Date/Time: 3/23/2011 5:10:57 PM

Test Laboratory: RIM Testing Services

### **HAC RF\_E-Field\_GSM1900**

**DUT: BlackBerry Smartphone; Type: Sample**


Communication System: GSM 1900; .; Frequency: 1850.2 MHz, Frequency: 1880 MHz, Frequency: 1909.8 MHz; Communication System PAR: 9.191 dB  
Medium parameters used:  $\sigma = 0$  mho/m,  $\epsilon_r = 1$ ;  $\rho = 0$  kg/m<sup>3</sup>  
Phantom section: RF Section  
Measurement Standard: DASYS (IEEE/IEC/ANSI C63.19-2007)

DASY5 Configuration:

- Probe: ER3DV6 - SN2286; ConvF(1, 1, 1); Calibrated: 1/14/2011
- Sensor-Surface: (Fix Surface)
- Electronics: DAE4 Sn881; Calibrated: 4/19/2010
- Phantom: HAC RF Test Arch with AMCC; Type: SD HAC P01 BA;
- Measurement SW: DASYS2, Version 52.6 (2); SEMCAD X Version 14.4.4 (2829)

### **Device E-Field measurement with ER probe/E Scan - ER3D - 2007: 15 mm from Probe Center to the Device/Hearing Aid Compatibility Test (101x101x1):**

Measurement grid: dx=5mm, dy=5mm  
Maximum value of peak Total field = 73.806 V/m  
Probe Modulation Factor = 2.970  
Device Reference Point: 0, 0, -6.3 mm  
Reference Value = 19.960 V/m; Power Drift = 0.19 dB  
**Hearing Aid Near-Field Category: M3 (AWF -5 dB)**

	Document <b>Annex A to Hearing Aid Compatibility RF Emissions Test Report for the BlackBerry® Smartphone model RDU71CW/RDV71UW</b>		Page <b>119 (179)</b>
	Author Data <b>Daoud Attayi</b>	Dates of Test <b>Mar. 22-23, Apr. 28, 2011</b>	Report No <b>RTS-3933-1104-55C</b> <b>RTS-2580-1106-41</b>

Peak E-field in V/m

Grid 1 <b>71.549 M3</b>	Grid 2 <b>58.794 M3</b>	Grid 3 <b>62.906 M3</b>
Grid 4 <b>63.524 M3</b>	Grid 5 <b>73.806 M3</b>	Grid 6 <b>77.966 M3</b>
Grid 7 <b>60.542 M3</b>	Grid 8 <b>83.257 M3</b>	Grid 9 <b>84.405 M2</b>

**Cursor:**

Total = 84.405 V/m  
E Category: M2  
Location: -12.5, 22.5, 8.7 mm

**Device E-Field measurement with ER probe/E Scan - ER3D - 2007:  
15 mm from Probe Center to the Device 2/Hearing Aid**

**Compatibility Test (101x101x1):** Measurement grid: dx=5mm, dy=5mm

Maximum value of peak Total field = 81.563 V/m

Probe Modulation Factor = 2.970

Device Reference Point: 0, 0, -6.3 mm


Reference Value = 21.360 V/m; Power Drift = 0.06 dB

**Hearing Aid Near-Field Category: M3 (AWF -5 dB)**

Peak E-field in V/m

Grid 1 <b>68.321 M3</b>	Grid 2 <b>62.046 M3</b>	Grid 3 <b>66.802 M3</b>
Grid 4 <b>59.229 M3</b>	Grid 5 <b>81.563 M3</b>	Grid 6 <b>82.987 M3</b>
Grid 7 <b>64.252 M3</b>	Grid 8 <b>91.201 M2</b>	Grid 9 <b>91.215 M2</b>



	Document <b>Annex A to Hearing Aid Compatibility RF Emissions Test Report for the BlackBerry® Smartphone model RDU71CW/RDV71UW</b>		Page <b>120 (179)</b>
	Author Data <b>Daoud Attayi</b>	Dates of Test <b>Mar. 22-23, Apr. 28, 2011</b>	Report No <b>RTS-3933-1104-55C</b> <b>RTS-2580-1106-41</b>

**Cursor:**

Total = 91.214 V/m  
E Category: M2  
Location: -9, 23.5, 8.7 mm

**Device E-Field measurement with ER probe/E Scan - ER3D - 2007:  
15 mm from Probe Center to the Device 2 2/Hearing Aid**

**Compatibility Test (101x101x1):** Measurement grid: dx=5mm, dy=5mm

Maximum value of peak Total field = 76.911 V/m

Probe Modulation Factor = 2.970

Device Reference Point: 0, 0, -6.3 mm

Reference Value = 22.361 V/m; Power Drift = 0.27 dB

**Hearing Aid Near-Field Category: M3 (AWF -5 dB)**

Author Data  
**Daoud Attayi**

Dates of Test  
**Mar. 22-23, Apr. 28, 2011**

Report No  
**RTS-3933-1104-55C  
 RTS-2580-1106-41**

FCC ID  
**L6ARDU70CW  
 L6ARDV70UW**

Peak E-field in V/m

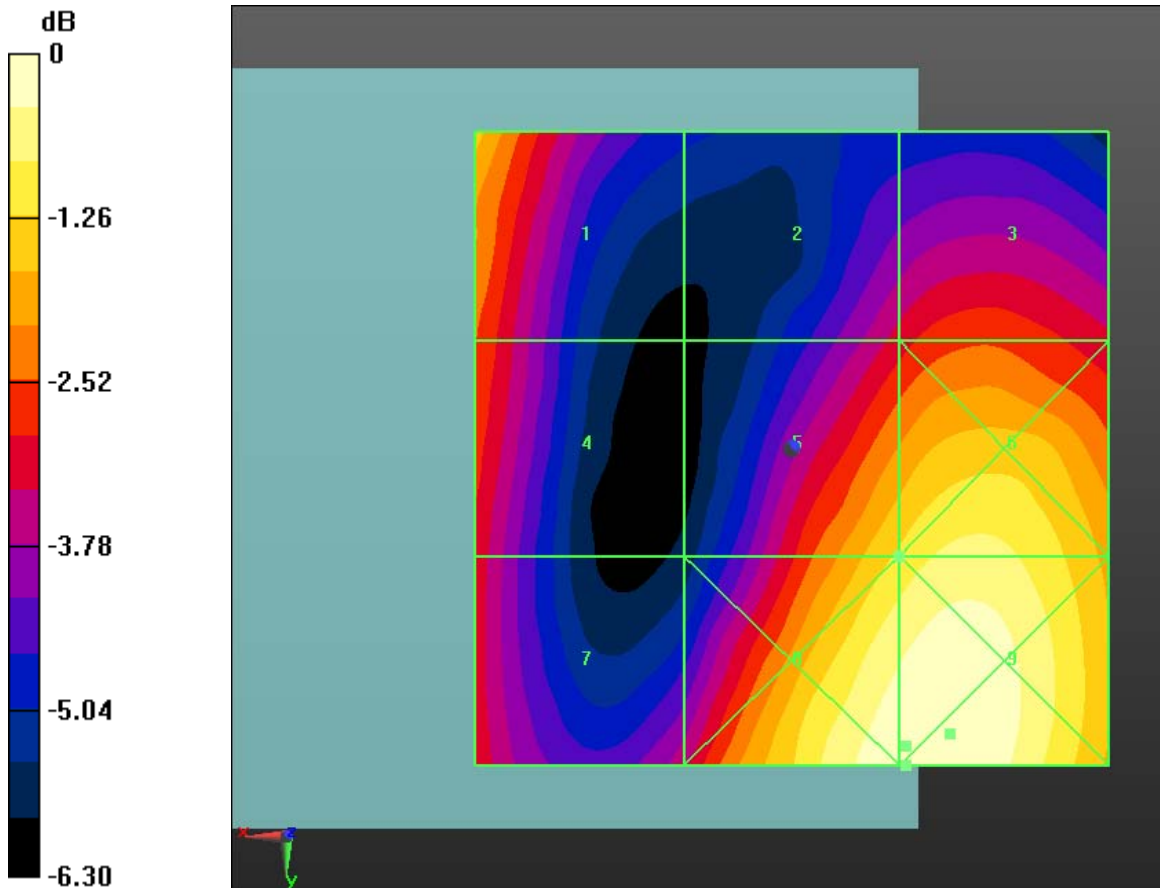
Grid 1 <b>63.086 M3</b>	Grid 2 <b>55.906 M3</b>	Grid 3 <b>58.028 M3</b>
Grid 4 <b>59.991 M3</b>	Grid 5 <b>76.911 M3</b>	Grid 6 <b>79.327 M3</b>
Grid 7 <b>68.615 M3</b>	Grid 8 <b>90.494 M2</b>	Grid 9 <b>90.499 M2</b>

**Cursor:**


Total = 90.499 V/m

E Category: M2

Location: -9, 25, 8.7 mm



0 dB = 84.400V/m

	Document		Page
	<b>Annex A to Hearing Aid Compatibility RF Emissions Test Report for the BlackBerry® Smartphone model RDU71CW/RDV71UW</b>		122 (179)
Author Data <b>Daoud Attayi</b>	Dates of Test <b>Mar. 22-23, Apr. 28, 2011</b>	Report No <b>RTS-3933-1104-55C RTS-2580-1106-41</b>	FCC ID <b>L6ARDU70CW L6ARDV70UW</b>

Date/Time: 4/27/2011 2:32:34 PM

Test Laboratory: RIM Testing Services

### **HAC RF\_E-Field\_GSM1900\_telecoil**

**DUT: BlackBerry Smartphone; Type: Sample**

Communication System: GSM 1900; .; Frequency: 1880 MHz; Communication System PAR: 9.191 dB

Medium parameters used:  $\sigma = 0$  mho/m,  $\epsilon_r = 1$ ;  $\rho = 0$  kg/m<sup>3</sup>

Phantom section: RF Section

Measurement Standard: DASYS (IEEE/IEC/ANSI C63.19-2007)

DASY5 Configuration:

- Probe: ER3DV6 - SN2286; ConvF(1, 1, 1); Calibrated: 1/14/2011
- Sensor-Surface: (Fix Surface)
- Electronics: DAE3 Sn473; Calibrated: 1/21/2011
- Phantom: HAC RF Test Arch with AMCC; Type: SD HAC P01 BA;
- Measurement SW: DASYS2, Version 52.6 (2); SEMCAD X Version 14.4.4 (2829)

### **Device E-Field measurement with ER probe/E Scan - ER3D - 2007: 15 mm from Probe Center to the Device Telecoil cent/Hearing Aid Compatibility Test**

**(101x101x1):** Measurement grid: dx=5mm, dy=5mm

Maximum value of peak Total field = 81.717 V/m

Probe Modulation Factor = 2.970

Device Reference Point: 0, 0, -6.3 mm

Reference Value = 16.233 V/m; Power Drift = 0.73 dB

**Hearing Aid Near-Field Category: M3 (AWF -5 dB)**

Author Data  
**Daoud Attayi**

Dates of Test  
**Mar. 22-23, Apr. 28, 2011**

Report No  
**RTS-3933-1104-55C  
 RTS-2580-1106-41**

FCC ID  
**L6ARDU70CW  
 L6ARDV70UW**

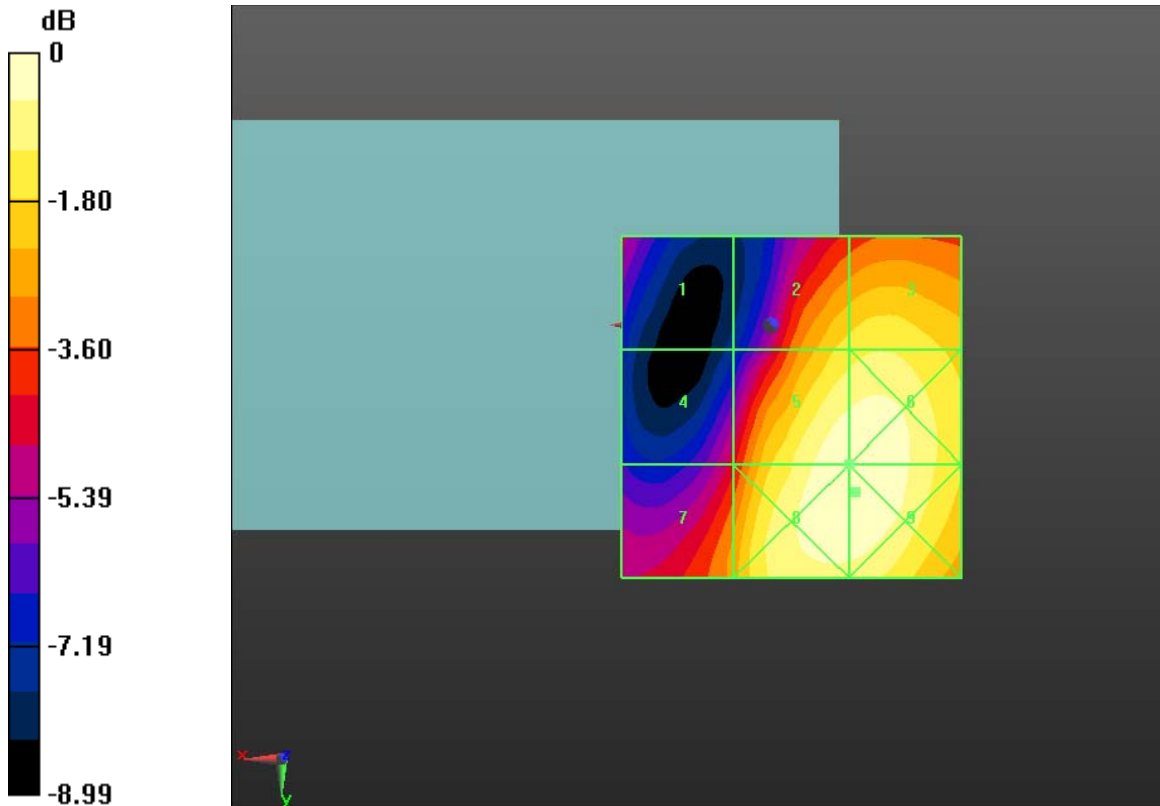
Peak E-field in V/m

Grid 1 <b>46.664 M4</b>	Grid 2 <b>69.198 M3</b>	Grid 3 <b>71.497 M3</b>
Grid 4 <b>50.027 M3</b>	Grid 5 <b>81.717 M3</b>	Grid 6 <b>82.056 M3</b>
Grid 7 <b>60.503 M3</b>	Grid 8 <b>82.292 M3</b>	Grid 9 <b>82.376 M3</b>


-5 < 149.6 < 0.45

Cursor:

Total = 82.376 V/m  
 E Category: M3  
 Location: -12.5, 24.5, 8.7 mm



0 dB = 82.380V/m

	Document <b>Annex A to Hearing Aid Compatibility RF Emissions Test Report for the BlackBerry® Smartphone model RDU71CW/RDV71UW</b>		Page <b>124 (179)</b>
	Author Data <b>Daoud Attayi</b>	Dates of Test <b>Mar. 22-23, Apr. 28, 2011</b>	Report No <b>RTS-3933-1104-55C</b> <b>RTS-2580-1106-41</b>

Date/Time: 3/23/2011 5:31:24 PM, Date/Time: 3/23/2011 5:34:58 PM, Date/Time: 3/23/2011 5:38:34 PM

Test Laboratory: RIM Testing Services

### **HAC RF\_E-Field\_CDMA800**

**DUT: BlackBerry Smartphone; Type: Sample**


Communication System: CDMA 800; .; Frequency: 824.7 MHz, Frequency: 836.52 MHz, Frequency: 848.52 MHz; Communication System PAR: 0 dB  
Medium parameters used:  $\sigma = 0$  mho/m,  $\epsilon_r = 1$ ;  $\rho = 0$  kg/m<sup>3</sup>  
Phantom section: RF Section  
Measurement Standard: DASYS (IEEE/IEC/ANSI C63.19-2007)

DASY5 Configuration:

- Probe: ER3DV6 - SN2286; ConvF(1, 1, 1); Calibrated: 1/14/2011
- Sensor-Surface: (Fix Surface)
- Electronics: DAE4 Sn881; Calibrated: 4/19/2010
- Phantom: HAC RF Test Arch with AMCC; Type: SD HAC P01 BA;
- Measurement SW: DASYS2, Version 52.6 (2); SEMCAD X Version 14.4.4 (2829)

### **Device E-Field measurement with ER probe/E Scan - ER3D - 2007: 15 mm from Probe Center to the Device/Hearing Aid Compatibility Test (101x101x1):**

Measurement grid: dx=5mm, dy=5mm  
Maximum value of peak Total field = 58.257 V/m  
Probe Modulation Factor = 0.990  
Device Reference Point: 0, 0, -6.3 mm  
Reference Value = 70.405 V/m; Power Drift = 0.08 dB  
**Hearing Aid Near-Field Category: M4 (AWF 0 dB)**

	Document <b>Annex A to Hearing Aid Compatibility RF Emissions Test Report for the BlackBerry® Smartphone model RDU71CW/RDV71UW</b>		Page <b>125 (179)</b>
	Author Data <b>Daoud Attayi</b>	Dates of Test <b>Mar. 22-23, Apr. 28, 2011</b>	Report No <b>RTS-3933-1104-55C RTS-2580-1106-41</b>

Peak E-field in V/m

Grid 1 <b>48.315 M4</b>	Grid 2 <b>57.299 M4</b>	Grid 3 <b>57.331 M4</b>
Grid 4 <b>49.702 M4</b>	Grid 5 <b>58.257 M4</b>	Grid 6 <b>58.257 M4</b>
Grid 7 <b>51.212 M4</b>	Grid 8 <b>57.631 M4</b>	Grid 9 <b>57.676 M4</b>

**Cursor:**

Total = 58.257 V/m  
E Category: M4  
Location: -8.5, -0.5, 8.7 mm

**Device E-Field measurement with ER probe/E Scan - ER3D - 2007:  
15 mm from Probe Center to the Device 2/Hearing Aid**

**Compatibility Test (101x101x1):** Measurement grid: dx=5mm, dy=5mm

Maximum value of peak Total field = 65.799 V/m

Probe Modulation Factor = 0.990


Device Reference Point: 0, 0, -6.3 mm

Reference Value = 78.501 V/m; Power Drift = -0.02 dB

**Hearing Aid Near-Field Category: M4 (AWF 0 dB)**

Peak E-field in V/m

Grid 1 <b>50.455 M4</b>	Grid 2 <b>63.980 M4</b>	Grid 3 <b>64.048 M4</b>
Grid 4 <b>52.894 M4</b>	Grid 5 <b>65.799 M4</b>	Grid 6 <b>65.842 M4</b>
Grid 7 <b>56.196 M4</b>	Grid 8 <b>65.900 M4</b>	Grid 9 <b>65.942 M4</b>

	Document <b>Annex A to Hearing Aid Compatibility RF Emissions Test Report for the BlackBerry® Smartphone model RDU71CW/RDV71UW</b>		Page <b>126 (179)</b>
	Author Data <b>Daoud Attayi</b>	Dates of Test <b>Mar. 22-23, Apr. 28, 2011</b>	Report No <b>RTS-3933-1104-55C</b> <b>RTS-2580-1106-41</b>

**Cursor:**

Total = 65.942 V/m  
E Category: M4  
Location: -9, 10, 8.7 mm

**Device E-Field measurement with ER probe/E Scan - ER3D - 2007:  
15 mm from Probe Center to the Device 2 2/Hearing Aid**

**Compatibility Test (101x101x1):** Measurement grid: dx=5mm, dy=5mm

Maximum value of peak Total field = 66.716 V/m

Probe Modulation Factor = 0.990

Device Reference Point: 0, 0, -6.3 mm

Reference Value = 82.434 V/m; Power Drift = -0.11 dB

**Hearing Aid Near-Field Category: M4 (AWF 0 dB)**

Author Data  
**Daoud Attayi**

Dates of Test  
**Mar. 22-23, Apr. 28, 2011**

Report No  
**RTS-3933-1104-55C  
 RTS-2580-1106-41**

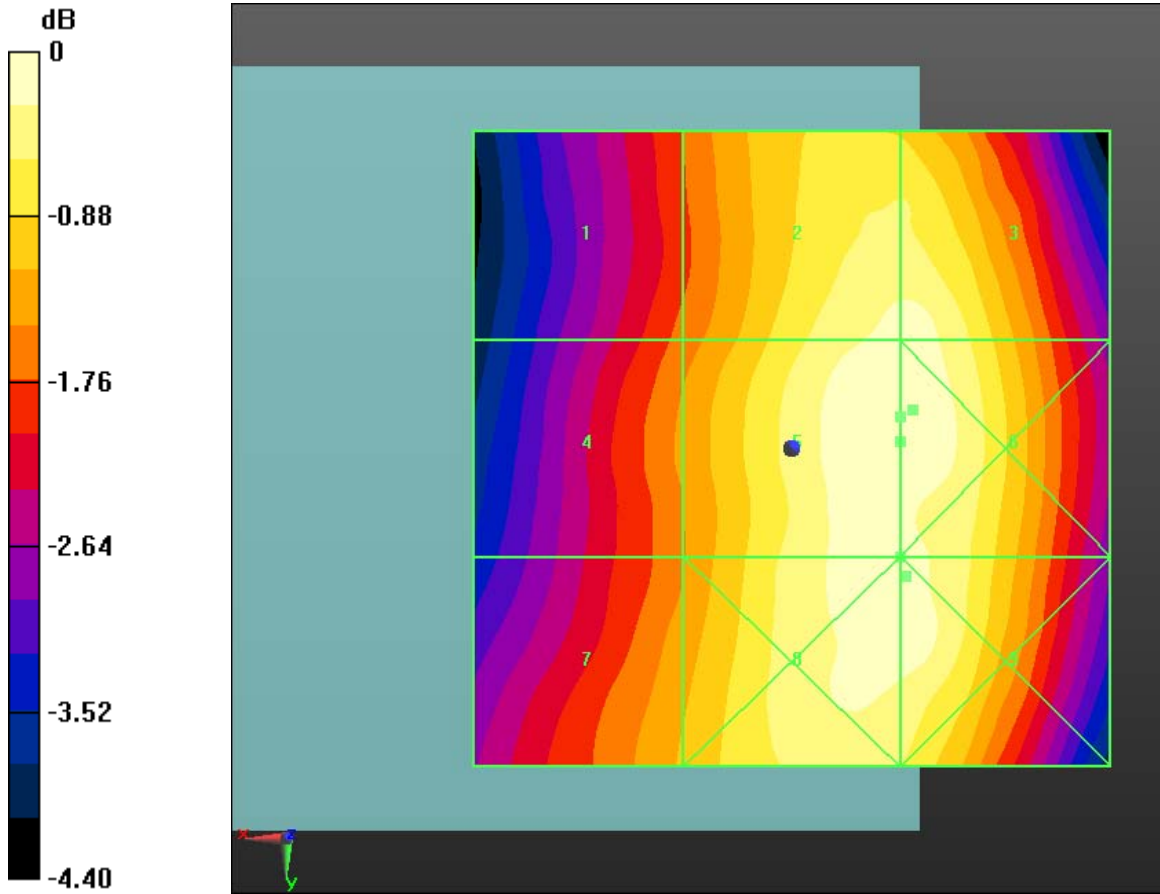
FCC ID  
**L6ARDU70CW  
 L6ARDV70UW**

Peak E-field in V/m

Grid 1 <b>53.873 M4</b>	Grid 2 <b>65.647 M4</b>	Grid 3 <b>65.743 M4</b>
Grid 4 <b>55.139 M4</b>	Grid 5 <b>66.716 M4</b>	Grid 6 <b>66.755 M4</b>
Grid 7 <b>56.044 M4</b>	Grid 8 <b>65.974 M4</b>	Grid 9 <b>65.987 M4</b>


**Cursor:**

Total = 66.755 V/m  
 E Category: M4  
 Location: -9.5, -3, 8.7 mm



0 dB = 58.260V/m



	Document <b>Annex A to Hearing Aid Compatibility RF Emissions Test Report for the BlackBerry® Smartphone model RDU71CW/RDV71UW</b>		Page <b>128 (179)</b>
	Author Data <b>Daoud Attayi</b>	Dates of Test <b>Mar. 22-23, Apr. 28, 2011</b>	Report No <b>RTS-3933-1104-55C RTS-2580-1106-41</b>

Date/Time: 3/23/2011 5:43:48 PM

Test Laboratory: RIM Testing Services

### **HAC RF\_E-Field\_CDMA800\_high\_chan\_Telecoil\_Center**

**DUT: BlackBerry Smartphone; Type: Sample**

Communication System: CDMA 800; .; Frequency: 848.52 MHz; Communication System PAR: 0 dB

Medium parameters used:  $\sigma = 0$  mho/m,  $\epsilon_r = 1$ ;  $\rho = 0$  kg/m<sup>3</sup>

Phantom section: RF Section

Measurement Standard: DASYS (IEEE/IEC/ANSI C63.19-2007)

DASY5 Configuration:

- Probe: ER3DV6 - SN2286; ConvF(1, 1, 1); Calibrated: 1/14/2011
- Sensor-Surface: (Fix Surface)
- Electronics: DAE4 Sn881; Calibrated: 4/19/2010
- Phantom: HAC RF Test Arch with AMCC; Type: SD HAC P01 BA;
- Measurement SW: DASY52, Version 52.6 (2); SEMCAD X Version 14.4.4 (2829)

### **Device E-Field measurement with ER probe/E Scan - ER3D - 2007: 15 mm from Probe Center to the Device Telecoil cent/Hearing Aid Compatibility Test**

**(101x101x1):** Measurement grid: dx=5mm, dy=5mm


Maximum value of peak Total field = 68.338 V/m

Probe Modulation Factor = 0.990

Device Reference Point: 0, 0, -6.3 mm

Reference Value = 81.494 V/m; Power Drift = 0.08 dB

**Hearing Aid Near-Field Category: M4 (AWF 0 dB)**

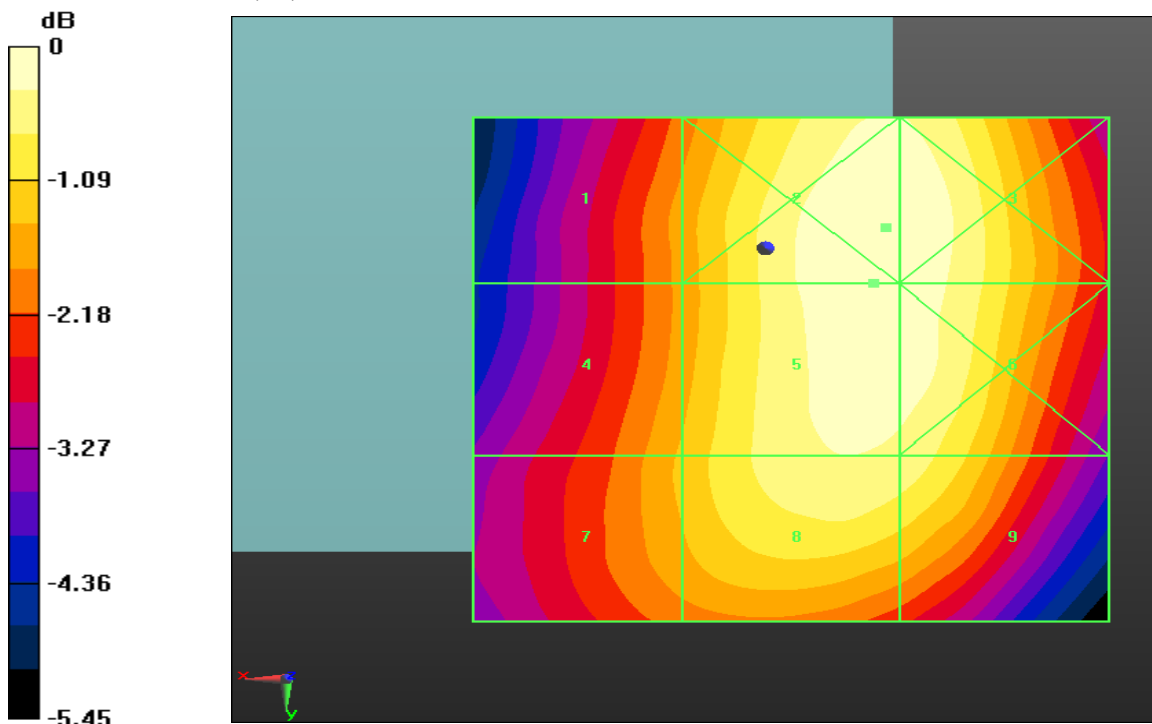
	Document <b>Annex A to Hearing Aid Compatibility RF Emissions Test Report for the BlackBerry® Smartphone model RDU71CW/RDV71UW</b>		Page <b>129 (179)</b>
	Author Data <b>Daoud Attayi</b>	Dates of Test <b>Mar. 22-23, Apr. 28, 2011</b>	Report No <b>RTS-3933-1104-55C</b> <b>RTS-2580-1106-41</b>

Peak E-field in V/m


Grid 1 <b>57.179 M4</b>	Grid 2 <b>68.919 M4</b>	Grid 3 <b>68.863 M4</b>
Grid 4 <b>58.849 M4</b>	Grid 5 <b>68.338 M4</b>	Grid 6 <b>68.100 M4</b>
Grid 7 <b>59.002 M4</b>	Grid 8 <b>66.118 M4</b>	Grid 9 <b>65.449 M4</b>

**Cursor:**

Total = 68.919 V/m  
 E Category: M4  
 Location: -9.5, -2, 8.7 mm



0 dB = 68.920V/m

	Document		Page
	<b>Annex A to Hearing Aid Compatibility RF Emissions Test Report for the BlackBerry® Smartphone model RDU71CW/RDV71UW</b>		<b>130 (179)</b>
Author Data <b>Daoud Attayi</b>	Dates of Test <b>Mar. 22-23, Apr. 28, 2011</b>	Report No <b>RTS-3933-1104-55C RTS-2580-1106-41</b>	FCC ID <b>L6ARDU70CW L6ARDV70UW</b>

Date/Time: 3/23/2011 6:02:17 PM, Date/Time: 3/23/2011 6:10:14 PM, Date/Time: 3/23/2011 6:26:17 PM

Test Laboratory: RIM Testing Services

### **HAC RF\_E-Field\_CDMA1900**

**DUT: BlackBerry Smartphone; Type: Sample**


Communication System: CDMA 1900; .; Frequency: 1851.25 MHz, Frequency: 1880 MHz, Frequency: 1908.5 MHz; Communication System PAR: 0 dB  
Medium parameters used:  $\sigma = 0$  mho/m,  $\epsilon_r = 1$ ;  $\rho = 0$  kg/m<sup>3</sup>  
Phantom section: RF Section  
Measurement Standard: DASYS (IEEE/IEC/ANSI C63.19-2007)

DASY5 Configuration:

- Probe: ER3DV6 - SN2286; ConvF(1, 1, 1); Calibrated: 1/14/2011
- Sensor-Surface: (Fix Surface)
- Electronics: DAE4 Sn881; Calibrated: 4/19/2010
- Phantom: HAC RF Test Arch with AMCC; Type: SD HAC P01 BA;
- Measurement SW: DASY52, Version 52.6 (2); SEMCAD X Version 14.4.4 (2829)

### **Device E-Field measurement with ER probe/E Scan - ER3D - 2007: 15 mm from Probe Center to the Device/Hearing Aid Compatibility Test (101x101x1):**

Measurement grid: dx=5mm, dy=5mm  
Maximum value of peak Total field = 38.833 V/m  
Probe Modulation Factor = 1.060  
Device Reference Point: 0, 0, -6.3 mm  
Reference Value = 31.653 V/m; Power Drift = -0.27 dB  
**Hearing Aid Near-Field Category: M4 (AWF 0 dB)**

	Document <b>Annex A to Hearing Aid Compatibility RF Emissions Test Report for the BlackBerry® Smartphone model RDU71CW/RDV71UW</b>		Page <b>131 (179)</b>
	Author Data <b>Daoud Attayi</b>	Dates of Test <b>Mar. 22-23, Apr. 28, 2011</b>	Report No <b>RTS-3933-1104-55C</b> <b>RTS-2580-1106-41</b>

Peak E-field in V/m

Grid 1 <b>34.416 M4</b>	Grid 2 <b>31.153 M4</b>	Grid 3 <b>33.214 M4</b>
Grid 4 <b>31.627 M4</b>	Grid 5 <b>38.833 M4</b>	Grid 6 <b>40.747 M4</b>
Grid 7 <b>32.684 M4</b>	Grid 8 <b>43.564 M4</b>	Grid 9 <b>43.739 M4</b>

**Cursor:**

Total = 43.738 V/m  
E Category: M4  
Location: -10.5, 25, 8.7 mm

**Device E-Field measurement with ER probe/E Scan - ER3D - 2007:  
15 mm from Probe Center to the Device 2/Hearing Aid**

**Compatibility Test (101x101x1):** Measurement grid: dx=5mm, dy=5mm

Maximum value of peak Total field = 39.926 V/m

Probe Modulation Factor = 1.060


Device Reference Point: 0, 0, -6.3 mm

Reference Value = 30.557 V/m; Power Drift = 0.03 dB

**Hearing Aid Near-Field Category: M4 (AWF 0 dB)**

Peak E-field in V/m

Grid 1 <b>34.963 M4</b>	Grid 2 <b>29.889 M4</b>	Grid 3 <b>32.594 M4</b>
Grid 4 <b>29.385 M4</b>	Grid 5 <b>39.926 M4</b>	Grid 6 <b>41.342 M4</b>
Grid 7 <b>32.233 M4</b>	Grid 8 <b>45.424 M4</b>	Grid 9 <b>45.533 M4</b>

	Document		Page
	<b>Annex A to Hearing Aid Compatibility RF Emissions Test Report for the BlackBerry® Smartphone model RDU71CW/RDV71UW</b>		132 (179)
Author Data <b>Daoud Attayi</b>	Dates of Test <b>Mar. 22-23, Apr. 28, 2011</b>	Report No <b>RTS-3933-1104-55C RTS-2580-1106-41</b>	FCC ID <b>L6ARDU70CW L6ARDV70UW</b>

**Cursor:**

Total = 45.533 V/m  
E Category: M4  
Location: -10, 24, 8.7 mm

**Device E-Field measurement with ER probe/E Scan - ER3D - 2007:  
15 mm from Probe Center to the Device 2 2/Hearing Aid**

**Compatibility Test (101x101x1):** Measurement grid: dx=5mm, dy=5mm

Maximum value of peak Total field = 38.945 V/m

Probe Modulation Factor = 1.060

Device Reference Point: 0, 0, -6.3 mm

Reference Value = 30.729 V/m; Power Drift = 0.28 dB

**Hearing Aid Near-Field Category: M4 (AWF 0 dB)**

Peak E-field in V/m

Grid 1 <b>34.127 M4</b>	Grid 2 <b>28.319 M4</b>	Grid 3 <b>28.934 M4</b>
Grid 4 <b>32.603 M4</b>	Grid 5 <b>38.945 M4</b>	Grid 6 <b>39.630 M4</b>
Grid 7 <b>33.799 M4</b>	Grid 8 <b>45.132 M4</b>	Grid 9 <b>45.137 M4</b>

**Cursor:**

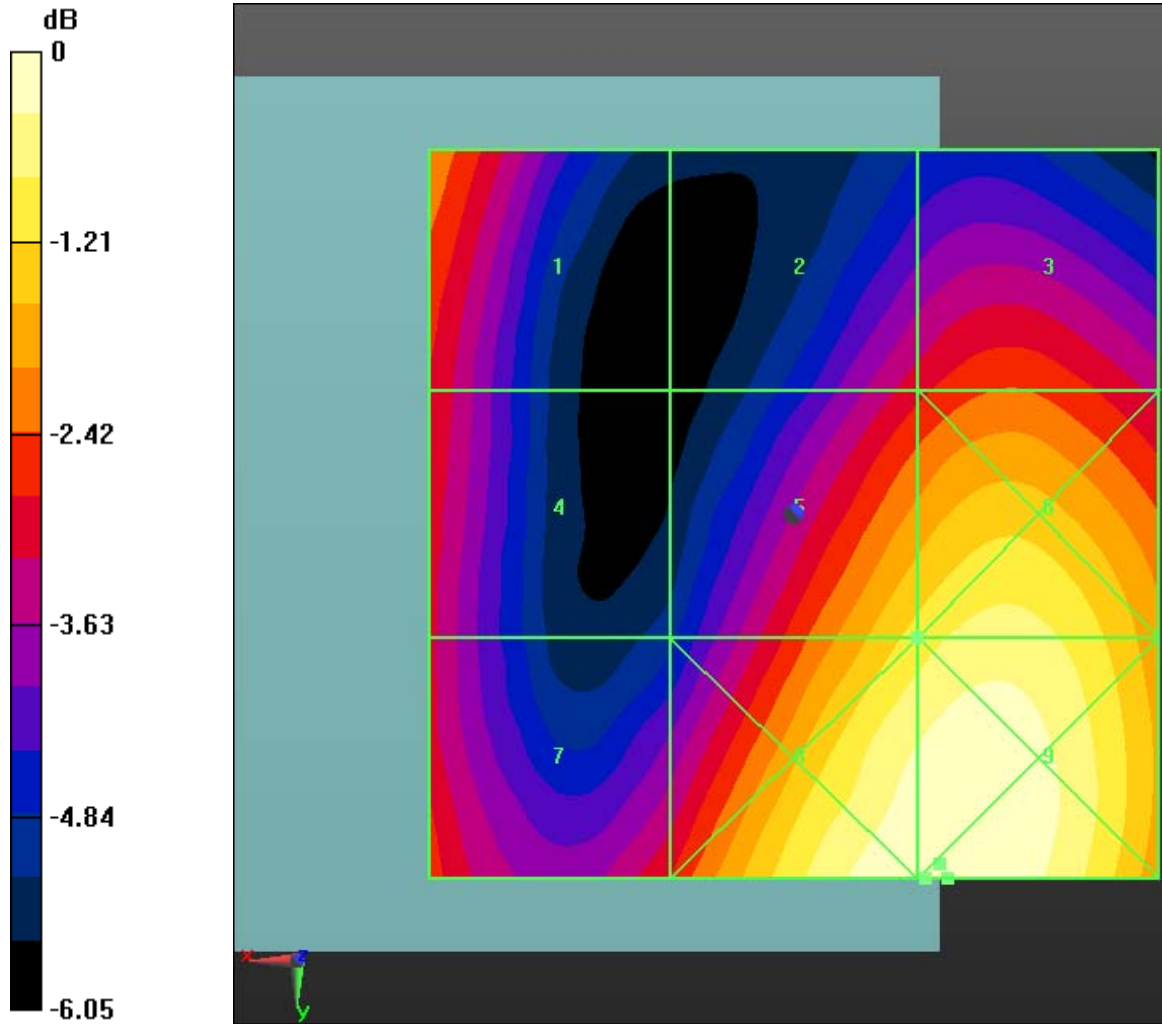
Total = 45.137 V/m  
E Category: M4  
Location: -9, 25, 8.7 mm

Author Data  
**Daoud Attayi**


Dates of Test  
**Mar. 22-23, Apr. 28, 2011**

Report No  
**RTS-3933-1104-55C  
 RTS-2580-1106-41**

FCC ID  
**L6ARDU70CW  
 L6ARDV70UW**



0 dB = 43.740V/m

	Document <b>Annex A to Hearing Aid Compatibility RF Emissions Test Report for the BlackBerry® Smartphone model RDU71CW/RDV71UW</b>		Page <b>134 (179)</b>
	Author Data <b>Daoud Attayi</b>	Dates of Test <b>Mar. 22-23, Apr. 28, 2011</b>	Report No <b>RTS-3933-1104-55C</b> <b>RTS-2580-1106-41</b>

Date/Time: 3/23/2011 6:37:00 PM

Test Laboratory: RIM Testing Services

**HAC RF\_E-Field\_CDMA1900\_mid\_chan\_Telecoil\_Center**

**DUT: BlackBerry Smartphone; Type: Sample**

Communication System: CDMA 1900; Frequency: 1880 MHz; Communication System PAR: 0 dB

Medium parameters used:  $\sigma = 0$  mho/m,  $\epsilon_r = 1$ ;  $\rho = 0$  kg/m<sup>3</sup>

Phantom section: RF Section

Measurement Standard: DASYS (IEEE/IEC/ANSI C63.19-2007)

DASY5 Configuration:

- Probe: ER3DV6 - SN2286; ConvF(1, 1, 1); Calibrated: 1/14/2011
- Sensor-Surface: (Fix Surface)
- Electronics: DAE4 Sn881; Calibrated: 4/19/2010
- Phantom: HAC RF Test Arch with AMCC; Type: SD HAC P01 BA;
- Measurement SW: DASYS2, Version 52.6 (2); SEMCAD X Version 14.4.4 (2829)

**Device E-Field measurement with ER probe/E Scan - ER3D - 2007: 15 mm from Probe Center to the Device Telecoil cent/Hearing Aid Compatibility Test**

**(101x101x1):** Measurement grid: dx=5mm, dy=5mm


Maximum value of peak Total field = 46.042 V/m

Probe Modulation Factor = 1.060

Device Reference Point: 0, 0, -6.3 mm

Reference Value = 30.894 V/m; Power Drift = -0.06 dB

**Hearing Aid Near-Field Category: M4 (AWF 0 dB)**

	Document <b>Annex A to Hearing Aid Compatibility RF Emissions Test Report for the BlackBerry® Smartphone model RDU71CW/RDV71UW</b>		Page <b>135 (179)</b>
	Author Data <b>Daoud Attayi</b>	Dates of Test <b>Mar. 22-23, Apr. 28, 2011</b>	Report No <b>RTS-3933-1104-55C</b> <b>RTS-2580-1106-41</b>

Peak E-field in V/m

Grid 1 <b>27.846 M4</b>	Grid 2 <b>38.794 M4</b>	Grid 3 <b>39.000 M4</b>
Grid 4 <b>34.722 M4</b>	Grid 5 <b>46.042 M4</b>	Grid 6 <b>45.978 M4</b>
Grid 7 <b>40.119 M4</b>	Grid 8 <b>46.442 M4</b>	Grid 9 <b>46.234 M4</b>

**Cursor:**

Total = 46.442 V/m  
E Category: M4  
Location: -11.5, 22.5, 8.7 mm

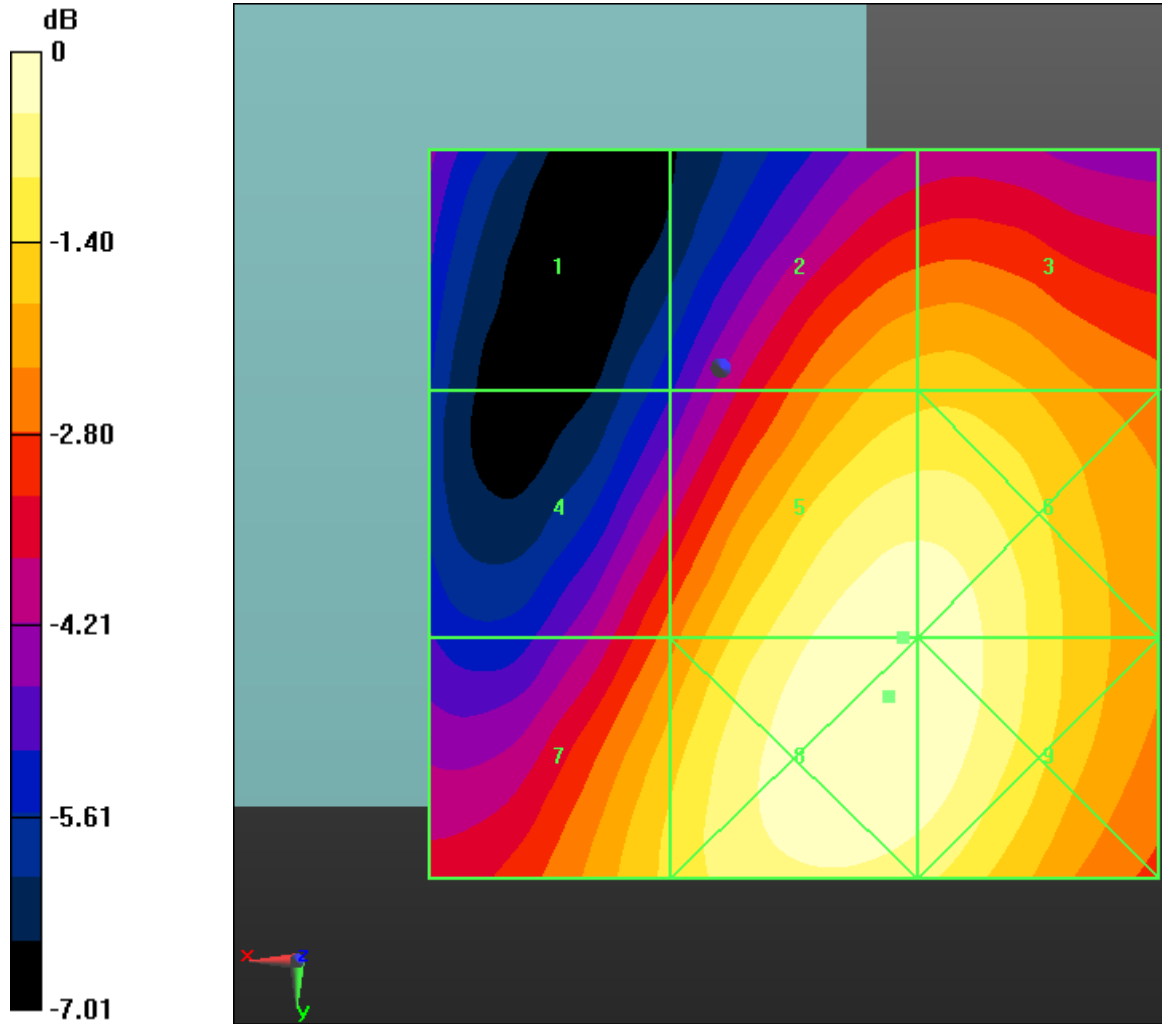


Author Data  
**Daoud Attayi**


Dates of Test  
**Mar. 22-23, Apr. 28, 2011**

Report No  
**RTS-3933-1104-55C  
 RTS-2580-1106-41**

FCC ID  
**L6ARDU70CW  
 L6ARDV70UW**



0 dB = 46.440V/m

	Document <b>Annex A to Hearing Aid Compatibility RF Emissions Test Report for the BlackBerry® Smartphone model RDU71CW/RDV71UW</b>		Page <b>137 (179)</b>
	Author Data <b>Daoud Attayi</b>	Dates of Test <b>Mar. 22-23, Apr. 28, 2011</b>	Report No <b>RTS-3933-1104-55C RTS-2580-1106-41</b>

Date/Time: 3/23/2011 10:52:43 PM, Date/Time: 3/23/2011 10:56:48 PM, Date/Time: 3/23/2011 11:00:47 PM

Test Laboratory: RIM Testing Services

### HAC RF\_H-Field\_GSM850

**DUT: BlackBerry Smartphone; Type: Sample ;**


Communication System: GSM 850; .; Frequency: 824.2 MHz, Frequency: 836.8 MHz, Frequency: 848.8 MHz; Communication System PAR: 9.191 dB  
Medium parameters used:  $\sigma = 0$  mho/m,  $\epsilon_r = 1$ ;  $\rho = 0$  kg/m<sup>3</sup>  
Phantom section: RF Section  
Measurement Standard: DASYS (IEEE/IEC/ANSI C63.19-2007)

DASY5 Configuration:

- Probe: H3DV6 - SN6105; ; Calibrated: 11/18/2010
- Sensor-Surface: (Fix Surface)
- Electronics: DAE4 Sn881; Calibrated: 4/19/2010
- Phantom: HAC RF Test Arch with AMCC; Type: SD HAC P01 BA;
- Measurement SW: DASY52, Version 52.6 (2); SEMCAD X Version 14.4.4 (2829)

### Device H-Field measurement with H3DV6 probe/H Scan - H3DV6 - 2007: 15 mm from Probe Center to the Device/Hearing Aid Compatibility Test (101x101x1):

Measurement grid: dx=5mm, dy=5mm  
Maximum value of peak Total field = 0.278 A/m  
Probe Modulation Factor = 2.870  
Device Reference Point: 0, 0, -6.3 mm  
Reference Value = 0.046 A/m; Power Drift = 0.21 dB  
**Hearing Aid Near-Field Category: M4 (AWF -5 dB)**

	Document <b>Annex A to Hearing Aid Compatibility RF Emissions Test Report for the BlackBerry® Smartphone model RDU71CW/RDV71UW</b>		Page <b>138 (179)</b>
	Author Data <b>Daoud Attayi</b>	Dates of Test <b>Mar. 22-23, Apr. 28, 2011</b>	Report No <b>RTS-3933-1104-55C RTS-2580-1106-41</b>

Peak H-field in A/m

Grid 1 <b>0.278 M4</b>	Grid 2 <b>0.200 M4</b>	Grid 3 <b>0.129 M4</b>
Grid 4 <b>0.238 M4</b>	Grid 5 <b>0.173 M4</b>	Grid 6 <b>0.106 M4</b>
Grid 7 <b>0.255 M4</b>	Grid 8 <b>0.183 M4</b>	Grid 9 <b>0.114 M4</b>

**Cursor:**

Total = 0.278 A/m  
H Category: M4  
Location: 25, -25, 8.7 mm

**Device H-Field measurement with H3DV6 probe/H Scan - H3DV6 - 2007: 15 mm from Probe Center to the Device 2/Hearing Aid**

**Compatibility Test (101x101x1):** Measurement grid: dx=5mm, dy=5mm

Maximum value of peak Total field = 0.332 A/m

Probe Modulation Factor = 2.870


Device Reference Point: 0, 0, -6.3 mm

Reference Value = 0.058 A/m; Power Drift = 0.28 dB

**Hearing Aid Near-Field Category: M4 (AWF -5 dB)**

Peak H-field in A/m

Grid 1 <b>0.332 M4</b>	Grid 2 <b>0.252 M4</b>	Grid 3 <b>0.167 M4</b>
Grid 4 <b>0.286 M4</b>	Grid 5 <b>0.220 M4</b>	Grid 6 <b>0.141 M4</b>
Grid 7 <b>0.310 M4</b>	Grid 8 <b>0.233 M4</b>	Grid 9 <b>0.146 M4</b>

	Document <b>Annex A to Hearing Aid Compatibility RF Emissions Test Report for the BlackBerry® Smartphone model RDU71CW/RDV71UW</b>		Page <b>139 (179)</b>
	Author Data <b>Daoud Attayi</b>	Dates of Test <b>Mar. 22-23, Apr. 28, 2011</b>	Report No <b>RTS-3933-1104-55C</b> <b>RTS-2580-1106-41</b>

**Cursor:**

Total = 0.332 A/m  
H Category: M4  
Location: 25, -25, 8.7 mm

**Device H-Field measurement with H3DV6 probe/H Scan - H3DV6 - 2007: 15 mm from Probe Center to the Device 2 2/Hearing Aid**

**Compatibility Test (101x101x1):** Measurement grid: dx=5mm, dy=5mm

Maximum value of peak Total field = 0.387 A/m

Probe Modulation Factor = 2.870

Device Reference Point: 0, 0, -6.3 mm

Reference Value = 0.071 A/m; Power Drift = -0.35 dB

**Hearing Aid Near-Field Category: M4 (AWF -5 dB)**

Author Data  
**Daoud Attayi**

Dates of Test  
**Mar. 22-23, Apr. 28, 2011**

Report No  
**RTS-3933-1104-55C  
 RTS-2580-1106-41**

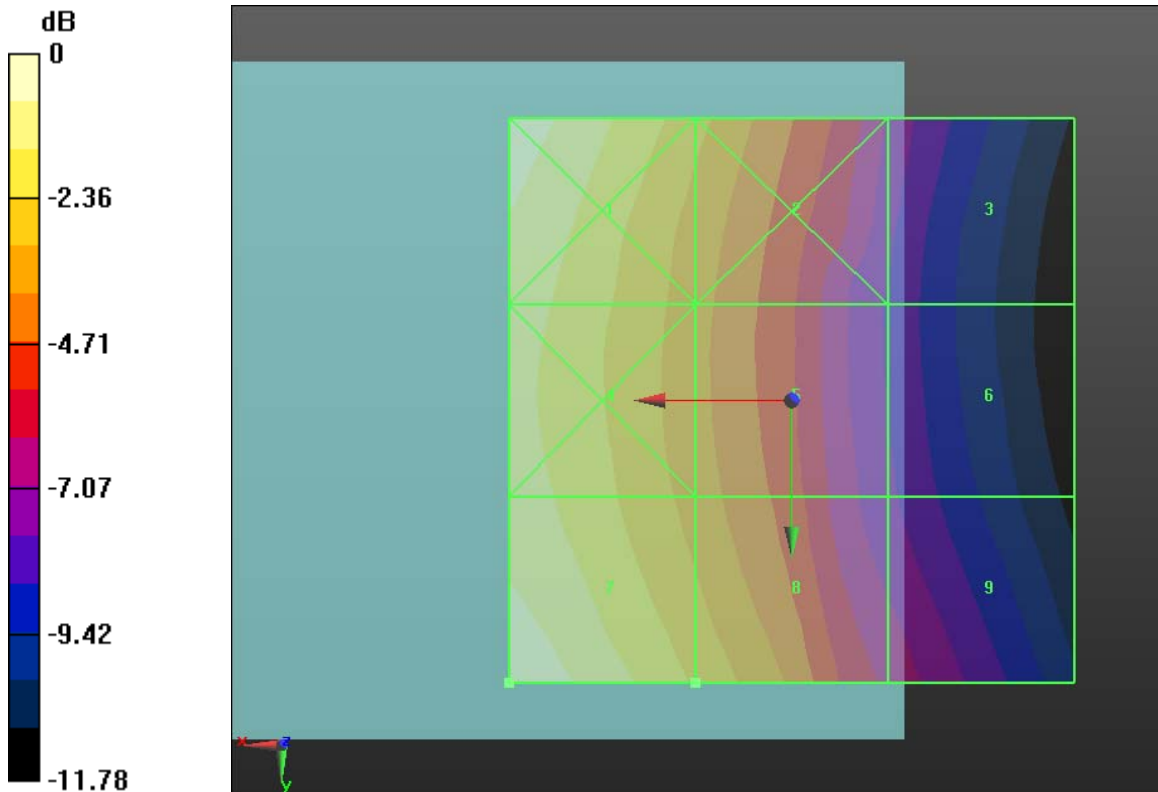
FCC ID  
**L6ARDU70CW  
 L6ARDV70UW**

Peak H-field in A/m


Grid 1 <b>0.377 M4</b>	Grid 2 <b>0.281 M4</b>	Grid 3 <b>0.171 M4</b>
Grid 4 <b>0.342 M4</b>	Grid 5 <b>0.262 M4</b>	Grid 6 <b>0.162 M4</b>
Grid 7 <b>0.387 M4</b>	Grid 8 <b>0.294 M4</b>	Grid 9 <b>0.186 M4</b>

**Cursor:**

Total = 0.387 A/m  
 H Category: M4  
 Location: 25, 25, 8.7 mm



0 dB = 0.390A/m

	Document <b>Annex A to Hearing Aid Compatibility RF Emissions Test Report for the BlackBerry® Smartphone model RDU71CW/RDV71UW</b>		Page <b>141 (179)</b>
	Author Data <b>Daoud Attayi</b>	Dates of Test <b>Mar. 22-23, Apr. 28, 2011</b>	Report No <b>RTS-3933-1104-55C</b> <b>RTS-2580-1106-41</b>

Date/Time: 3/23/2011 11:06:16 PM

Test Laboratory: RIM Testing Services

### **HAC RF\_H-Field\_GSM850\_high\_chan\_Telecoil\_Center**

**DUT: BlackBerry Smartphone; Type: Sample**

Communication System: GSM 850; ; Frequency: 848.8 MHz; Communication System PAR: 9.191 dB

Medium parameters used:  $\sigma = 0$  mho/m,  $\epsilon_r = 1$ ;  $\rho = 0$  kg/m<sup>3</sup>

Phantom section: RF Section

Measurement Standard: DASYS (IEEE/IEC/ANSI C63.19-2007)

DASY5 Configuration:

- Probe: H3DV6 - SN6105; ; Calibrated: 11/18/2010
- Sensor-Surface: (Fix Surface)
- Electronics: DAE4 Sn881; Calibrated: 4/19/2010
- Phantom: HAC RF Test Arch with AMCC; Type: SD HAC P01 BA;
- Measurement SW: DASYS2, Version 52.6 (2); SEMCAD X Version 14.4.4 (2829)

### **Device H-Field measurement with H3DV6 probe/H Scan - H3DV6 - 2007: 15 mm from Probe Center to the Device 2 2 2/Hearing Aid Compatibility Test**

**(101x101x1):** Measurement grid: dx=5mm, dy=5mm


Maximum value of peak Total field = 0.374 A/m

Probe Modulation Factor = 2.870

Device Reference Point: 0, 0, -6.3 mm

Reference Value = 0.068 A/m; Power Drift = 0.17 dB

**Hearing Aid Near-Field Category: M4 (AWF -5 dB)**

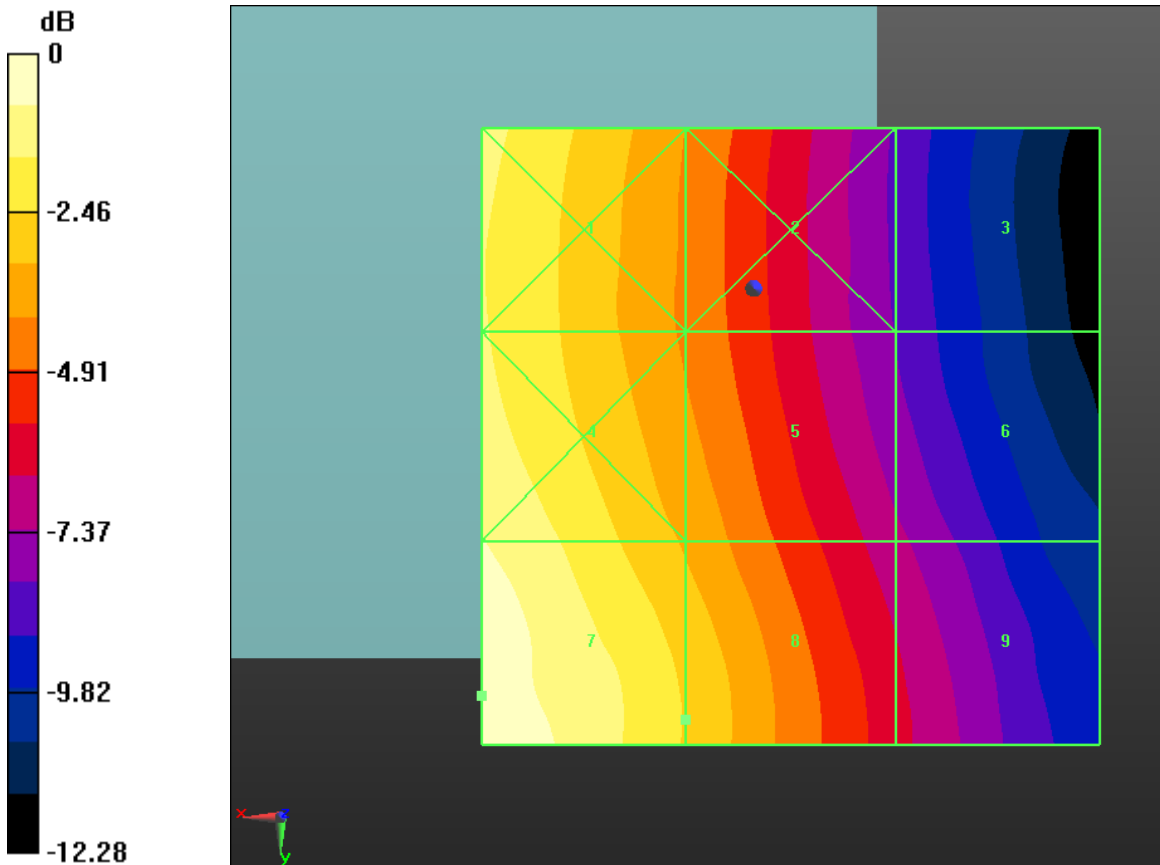
	Document <b>Annex A to Hearing Aid Compatibility RF Emissions Test Report for the BlackBerry® Smartphone model RDU71CW/RDV71UW</b>		Page <b>142 (179)</b>
	Author Data <b>Daoud Attayi</b>	Dates of Test <b>Mar. 22-23, Apr. 28, 2011</b>	Report No <b>RTS-3933-1104-55C RTS-2580-1106-41</b>

Peak H-field in A/m


Grid 1 <b>0.318 M4</b>	Grid 2 <b>0.231 M4</b>	Grid 3 <b>0.144 M4</b>
Grid 4 <b>0.338 M4</b>	Grid 5 <b>0.251 M4</b>	Grid 6 <b>0.163 M4</b>
Grid 7 <b>0.374 M4</b>	Grid 8 <b>0.277 M4</b>	Grid 9 <b>0.181 M4</b>

**Cursor:**

Total = 0.374 A/m  
 H Category: M4  
 Location: 22, 33, 8.7 mm



0 dB = 0.370A/m

	Document <b>Annex A to Hearing Aid Compatibility RF Emissions Test Report for the BlackBerry® Smartphone model RDU71CW/RDV71UW</b>		Page <b>143 (179)</b>
	Author Data <b>Daoud Attayi</b>	Dates of Test <b>Mar. 22-23, Apr. 28, 2011</b>	Report No <b>RTS-3933-1104-55C RTS-2580-1106-41</b>

Date/Time: 3/23/2011 11:13:00 PM, Date/Time: 3/23/2011 11:16:23 PM, Date/Time: 3/23/2011 11:19:51 PM

Test Laboratory: RIM Testing Services

### HAC RF\_H-Field\_GSM1900

**DUT: BlackBerry Smartphone; Type: Sample**

Communication System: GSM 1900; .; Frequency: 1850.2 MHz, Frequency: 1880 MHz, Frequency: 1909.8 MHz; Communication System PAR: 9.191 dB  
Medium parameters used:  $\sigma = 0$  mho/m,  $\epsilon_r = 1$ ;  $\rho = 0$  kg/m<sup>3</sup>  
Phantom section: RF Section  
Measurement Standard: DASYS (IEEE/IEC/ANSI C63.19-2007)

DASY5 Configuration:


- Probe: H3DV6 - SN6105; ; Calibrated: 11/18/2010
- Sensor-Surface: (Fix Surface)
- Electronics: DAE4 Sn881; Calibrated: 4/19/2010
- Phantom: HAC RF Test Arch with AMCC; Type: SD HAC P01 BA;
- Measurement SW: DASYS2, Version 52.6 (2); SEMCAD X Version 14.4.4 (2829)

### Device H-Field measurement with H3DV6 probe/H Scan - H3DV6 - 2007: 15 mm from Probe Center to the Device/Hearing Aid Compatibility Test (101x101x1):

Measurement grid: dx=5mm, dy=5mm  
Maximum value of peak Total field = 0.200 A/m  
Probe Modulation Factor = 2.870  
Device Reference Point: 0, 0, -6.3 mm  
Reference Value = 0.061 A/m; Power Drift = 0.63 dB

**Hearing Aid Near-Field Category: M3 (AWF -5 dB)**



	Document <b>Annex A to Hearing Aid Compatibility RF Emissions Test Report for the BlackBerry® Smartphone model RDU71CW/RDV71UW</b>		Page <b>144 (179)</b>
	Author Data <b>Daoud Attayi</b>	Dates of Test <b>Mar. 22-23, Apr. 28, 2011</b>	Report No <b>RTS-3933-1104-55C</b> <b>RTS-2580-1106-41</b>

Peak H-field in A/m

Grid 1 <b>0.197 M3</b>	Grid 2 <b>0.186 M3</b>	Grid 3 <b>0.163 M3</b>
Grid 4 <b>0.221 M3</b>	Grid 5 <b>0.200 M3</b>	Grid 6 <b>0.157 M3</b>
Grid 7 <b>0.261 M2</b>	Grid 8 <b>0.226 M3</b>	Grid 9 <b>0.160 M3</b>

**Cursor:**

Total = 0.261 A/m  
H Category: M2  
Location: 25, 25, 8.7 mm

**Device H-Field measurement with H3DV6 probe/H Scan - H3DV6 - 2007: 15 mm from Probe Center to the Device 2/Hearing Aid**

**Compatibility Test (101x101x1):** Measurement grid: dx=5mm, dy=5mm

Maximum value of peak Total field = 0.242 A/m

Probe Modulation Factor = 2.870


Device Reference Point: 0, 0, -6.3 mm

Reference Value = 0.075 A/m; Power Drift = 0.15 dB

**Hearing Aid Near-Field Category: M3 (AWF -5 dB)**

Peak H-field in A/m

Grid 1 <b>0.223 M3</b>	Grid 2 <b>0.218 M3</b>	Grid 3 <b>0.193 M3</b>
Grid 4 <b>0.259 M2</b>	Grid 5 <b>0.242 M3</b>	Grid 6 <b>0.194 M3</b>
Grid 7 <b>0.306 M2</b>	Grid 8 <b>0.272 M2</b>	Grid 9 <b>0.197 M3</b>

	Document <b>Annex A to Hearing Aid Compatibility RF Emissions Test Report for the BlackBerry® Smartphone model RDU71CW/RDV71UW</b>		Page <b>145 (179)</b>
	Author Data <b>Daoud Attayi</b>	Dates of Test <b>Mar. 22-23, Apr. 28, 2011</b>	Report No <b>RTS-3933-1104-55C</b> <b>RTS-2580-1106-41</b>

**Cursor:**

Total = 0.306 A/m  
H Category: M2  
Location: 24.5, 25, 8.7 mm

**Device H-Field measurement with H3DV6 probe/H Scan - H3DV6 - 2007: 15 mm from Probe Center to the Device 2 2/Hearing Aid**

**Compatibility Test (101x101x1):** Measurement grid: dx=5mm, dy=5mm


Maximum value of peak Total field = 0.226 A/m

Probe Modulation Factor = 2.870

Device Reference Point: 0, 0, -6.3 mm

Reference Value = 0.073 A/m; Power Drift = -0.14 dB

**Hearing Aid Near-Field Category: M3 (AWF -5 dB)**

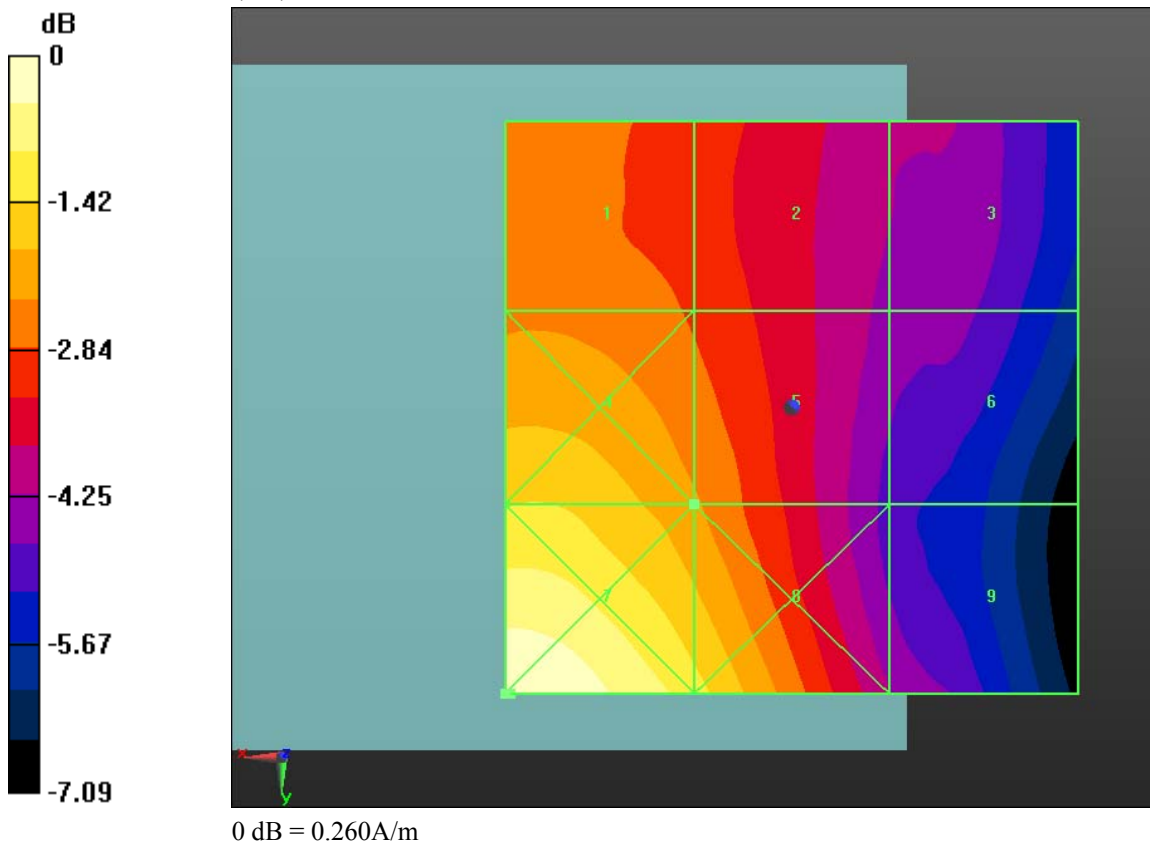
	Document <b>Annex A to Hearing Aid Compatibility RF Emissions Test Report for the BlackBerry® Smartphone model RDU71CW/RDV71UW</b>		Page <b>146 (179)</b>
	Author Data <b>Daoud Attayi</b>	Dates of Test <b>Mar. 22-23, Apr. 28, 2011</b>	Report No <b>RTS-3933-1104-55C</b> <b>RTS-2580-1106-41</b>


Peak H-field in A/m

Grid 1 <b>0.200 M3</b>	Grid 2 <b>0.197 M3</b>	Grid 3 <b>0.170 M3</b>
Grid 4 <b>0.240 M3</b>	Grid 5 <b>0.226 M3</b>	Grid 6 <b>0.172 M3</b>
Grid 7 <b>0.299 M2</b>	Grid 8 <b>0.264 M2</b>	Grid 9 <b>0.181 M3</b>

Cursor:

Total = 0.299 A/m  
 H Category: M2  
 Location: 25, 25, 8.7 mm



	Document <b>Annex A to Hearing Aid Compatibility RF Emissions Test Report for the BlackBerry® Smartphone model RDU71CW/RDV71UW</b>		Page <b>147 (179)</b>
	Author Data <b>Daoud Attayi</b>	Dates of Test <b>Mar. 22-23, Apr. 28, 2011</b>	Report No <b>RTS-3933-1104-55C RTS-2580-1106-41</b>

Date/Time: 4/27/2011 3:05:33 PM

Test Laboratory: RIM Testing Services

### **HAC RF\_H-Field\_GSM1900\_telecoil**

**DUT: BlackBerry Smartphone; Type: Sample**

Communication System: GSM 1900; .; Frequency: 1880 MHz; Communication System PAR: 9.191 dB

Medium parameters used:  $\sigma = 0$  mho/m,  $\epsilon_r = 1$ ;  $\rho = 0$  kg/m<sup>3</sup>

Phantom section: RF Section

Measurement Standard: DASYS (IEEE/IEC/ANSI C63.19-2007)

DASY5 Configuration:

- Probe: H3DV6 - SN6105; ; Calibrated: 11/18/2010
- Sensor-Surface: (Fix Surface)
- Electronics: DAE3 Sn473; Calibrated: 1/21/2011
- Phantom: HAC RF Test Arch with AMCC; Type: SD HAC P01 BA;
- Measurement SW: DASYS2, Version 52.6 (2); SEMCAD X Version 14.4.4 (2829)

### **Device H-Field measurement with H3DV6 probe/H Scan - H3DV6 - 2007: 15 mm from Probe Center to the Device 2 2 2/Hearing Aid Compatibility Test**

**(101x101x1):** Measurement grid: dx=5mm, dy=5mm


Maximum value of peak Total field = 0.213 A/m

Probe Modulation Factor = 2.870

Device Reference Point: 0, 0, -6.3 mm

Reference Value = 0.065 A/m; Power Drift = 0.10 dB

**Hearing Aid Near-Field Category: M3 (AWF -5 dB)**

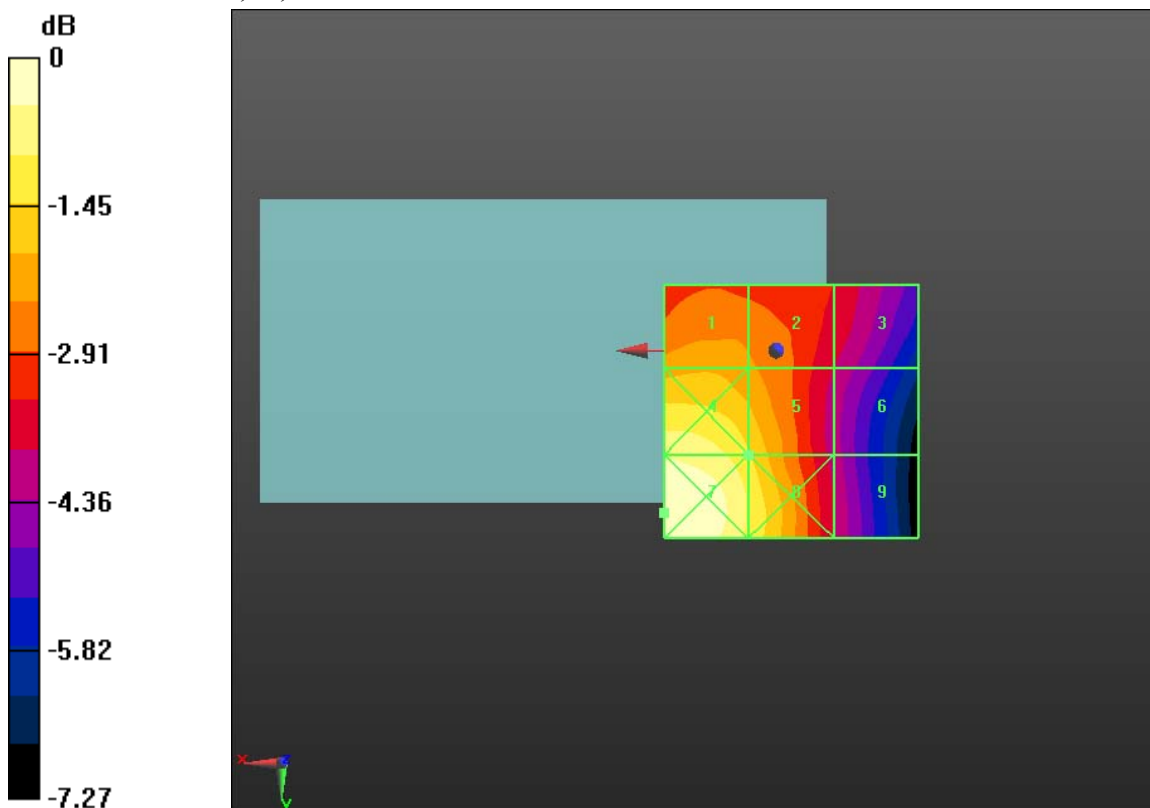
	Document <b>Annex A to Hearing Aid Compatibility RF Emissions Test Report for the BlackBerry® Smartphone model RDU71CW/RDV71UW</b>		Page <b>148 (179)</b>
	Author Data <b>Daoud Attayi</b>	Dates of Test <b>Mar. 22-23, Apr. 28, 2011</b>	Report No <b>RTS-3933-1104-55C</b> <b>RTS-2580-1106-41</b>

Peak H-field in A/m


Grid 1 <b>0.199 M3</b>	Grid 2 <b>0.192 M3</b>	Grid 3 <b>0.169 M3</b>
Grid 4 <b>0.234 M3</b>	Grid 5 <b>0.213 M3</b>	Grid 6 <b>0.160 M3</b>
Grid 7 <b>0.254 M2</b>	Grid 8 <b>0.223 M3</b>	Grid 9 <b>0.161 M3</b>

**Cursor:**

Total = 0.254 A/m  
 H Category: M2  
 Location: 22, 32, 8.7 mm



0 dB = 0.250A/m

	Document		Page
	<b>Annex A to Hearing Aid Compatibility RF Emissions Test Report for the BlackBerry® Smartphone model RDU71CW/RDV71UW</b>		<b>149 (179)</b>
Author Data <b>Daoud Attayi</b>	Dates of Test <b>Mar. 22-23, Apr. 28, 2011</b>	Report No <b>RTS-3933-1104-55C RTS-2580-1106-41</b>	FCC ID <b>L6ARDU70CW L6ARDV70UW</b>

Date/Time: 3/23/2011 9:54:08 PM, Date/Time: 3/23/2011 9:58:10 PM, Date/Time: 3/23/2011 10:01:52 PM

Test Laboratory: RIM Testing Services

### **HAC RF\_H-Field\_CDMA800**

**DUT: BlackBerry Smartphone; Type: Sample**


Communication System: CDMA 800; Frequency: 824.7 MHz, Frequency: 836.52 MHz, Frequency: 848.52 MHz; Communication System PAR: 0 dB  
Medium parameters used:  $\sigma = 0$  mho/m,  $\epsilon_r = 1$ ;  $\rho = 0$  kg/m<sup>3</sup>  
Phantom section: RF Section  
Measurement Standard: DASYS (IEEE/IEC/ANSI C63.19-2007)

DASY5 Configuration:

- Probe: H3DV6 - SN6105; ; Calibrated: 11/18/2010
- Sensor-Surface: (Fix Surface)
- Electronics: DAE4 Sn881; Calibrated: 4/19/2010
- Phantom: HAC RF Test Arch with AMCC; Type: SD HAC P01 BA;
- Measurement SW: DASYS2, Version 52.6 (2); SEMCAD X Version 14.4.4 (2829)

### **Device H-Field measurement with H3DV6 probe/H Scan - H3DV6 - 2007: 15 mm from Probe Center to the Device/Hearing Aid Compatibility Test (101x101x1):**

Measurement grid: dx=5mm, dy=5mm  
Maximum value of peak Total field = 0.049 A/m  
Probe Modulation Factor = 1.040  
Device Reference Point: 0, 0, -6.3 mm  
Reference Value = 0.019 A/m; Power Drift = 1.06 dB  
**Hearing Aid Near-Field Category: M4 (AWF 0 dB)**

	Document <b>Annex A to Hearing Aid Compatibility RF Emissions Test Report for the BlackBerry® Smartphone model RDU71CW/RDV71UW</b>		Page <b>150 (179)</b>
	Author Data <b>Daoud Attayi</b>	Dates of Test <b>Mar. 22-23, Apr. 28, 2011</b>	Report No <b>RTS-3933-1104-55C RTS-2580-1106-41</b>

Peak H-field in A/m

Grid 1 <b>0.049 M4</b>	Grid 2 <b>0.034 M4</b>	Grid 3 <b>0.019 M4</b>
Grid 4 <b>0.041 M4</b>	Grid 5 <b>0.028 M4</b>	Grid 6 <b>0.017 M4</b>
Grid 7 <b>0.040 M4</b>	Grid 8 <b>0.030 M4</b>	Grid 9 <b>0.018 M4</b>

**Cursor:**

Total = 0.049 A/m  
H Category: M4  
Location: 25, -25, 8.7 mm

**Device H-Field measurement with H3DV6 probe/H Scan - H3DV6 - 2007: 15 mm from Probe Center to the Device 2/Hearing Aid**

**Compatibility Test (101x101x1):** Measurement grid: dx=5mm, dy=5mm

Maximum value of peak Total field = 0.051 A/m

Probe Modulation Factor = 1.040


Device Reference Point: 0, 0, -6.3 mm

Reference Value = 0.025 A/m; Power Drift = -0.16 dB

**Hearing Aid Near-Field Category: M4 (AWF 0 dB)**

Peak H-field in A/m

Grid 1 <b>0.051 M4</b>	Grid 2 <b>0.041 M4</b>	Grid 3 <b>0.025 M4</b>
Grid 4 <b>0.050 M4</b>	Grid 5 <b>0.036 M4</b>	Grid 6 <b>0.024 M4</b>
Grid 7 <b>0.050 M4</b>	Grid 8 <b>0.037 M4</b>	Grid 9 <b>0.025 M4</b>

	Document <b>Annex A to Hearing Aid Compatibility RF Emissions Test Report for the BlackBerry® Smartphone model RDU71CW/RDV71UW</b>		Page <b>151 (179)</b>
	Author Data <b>Daoud Attayi</b>	Dates of Test <b>Mar. 22-23, Apr. 28, 2011</b>	Report No <b>RTS-3933-1104-55C</b> <b>RTS-2580-1106-41</b>

**Cursor:**

Total = 0.051 A/m  
H Category: M4  
Location: 25, -25, 8.7 mm

**Device H-Field measurement with H3DV6 probe/H Scan - H3DV6 - 2007: 15 mm from Probe Center to the Device 2 2/Hearing Aid**

**Compatibility Test (101x101x1):** Measurement grid: dx=5mm, dy=5mm

Maximum value of peak Total field = 0.047 A/m


Probe Modulation Factor = 1.040

Device Reference Point: 0, 0, -6.3 mm

Reference Value = 0.030 A/m; Power Drift = 0.99 dB

**Hearing Aid Near-Field Category: M4 (AWF 0 dB)**



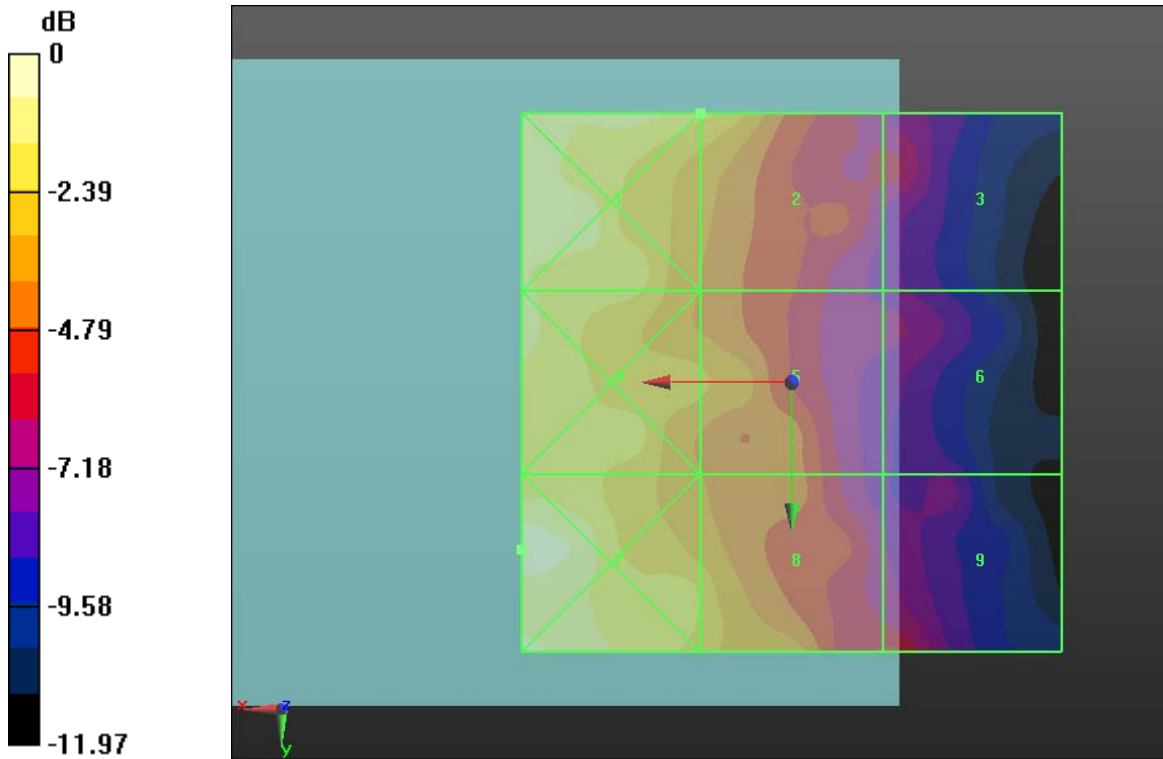
	Document <b>Annex A to Hearing Aid Compatibility RF Emissions Test Report for the BlackBerry® Smartphone model RDU71CW/RDV71UW</b>		Page <b>152 (179)</b>
	Author Data <b>Daoud Attayi</b>	Dates of Test <b>Mar. 22-23, Apr. 28, 2011</b>	Report No <b>RTS-3933-1104-55C</b> <b>RTS-2580-1106-41</b>

Peak H-field in A/m


Grid 1 <b>0.055 M4</b>	Grid 2 <b>0.047 M4</b>	Grid 3 <b>0.030 M4</b>
Grid 4 <b>0.052 M4</b>	Grid 5 <b>0.042 M4</b>	Grid 6 <b>0.027 M4</b>
Grid 7 <b>0.058 M4</b>	Grid 8 <b>0.046 M4</b>	Grid 9 <b>0.033 M4</b>

Cursor:

Total = 0.058 A/m  
H Category: M4  
Location: 25, 15.5, 8.7 mm



0 dB = 0.060A/m

	Document <b>Annex A to Hearing Aid Compatibility RF Emissions Test Report for the BlackBerry® Smartphone model RDU71CW/RDV71UW</b>		Page <b>153 (179)</b>
	Author Data <b>Daoud Attayi</b>	Dates of Test <b>Mar. 22-23, Apr. 28, 2011</b>	Report No <b>RTS-3933-1104-55C RTS-2580-1106-41</b>

Date/Time: 3/23/2011 10:07:55 PM

Test Laboratory: RIM Testing Services

**HAC RF\_H-Field\_CDMA800\_mid\_chan\_Telecoil\_Center**

**DUT: BlackBerry Smartphone; Type: Sample**

Communication System: CDMA 800; Communication System Band:; Frequency: 836.52 MHz; Communication System PAR: 0 dB  
Medium parameters used:  $\sigma = 0$  mho/m,  $\epsilon_r = 1$ ;  $\rho = 0$  kg/m<sup>3</sup>  
Phantom section: RF Section  
Measurement Standard: DASYS (IEEE/IEC/ANSI C63.19-2007)

DASY5 Configuration:

- Probe: H3DV6 - SN6105; ; Calibrated: 11/18/2010
- Sensor-Surface: (Fix Surface)
- Electronics: DAE4 Sn881; Calibrated: 4/19/2010
- Phantom: HAC RF Test Arch with AMCC; Type: SD HAC P01 BA;
- Measurement SW: DASYS2, Version 52.6 (2); SEMCAD X Version 14.4.4 (2829)

**Device H-Field measurement with H3DV6 probe/H Scan - H3DV6 - 2007: 15 mm from Probe Center to the Device 2 2 2/Hearing Aid Compatibility Test**

**(101x101x1):** Measurement grid: dx=5mm, dy=5mm


Maximum value of peak Total field = 0.052 A/m

Probe Modulation Factor = 1.040

Device Reference Point: 0, 0, -6.3 mm

Reference Value = 0.024 A/m; Power Drift = 1.07 dB

**Hearing Aid Near-Field Category: M4 (AWF 0 dB)**

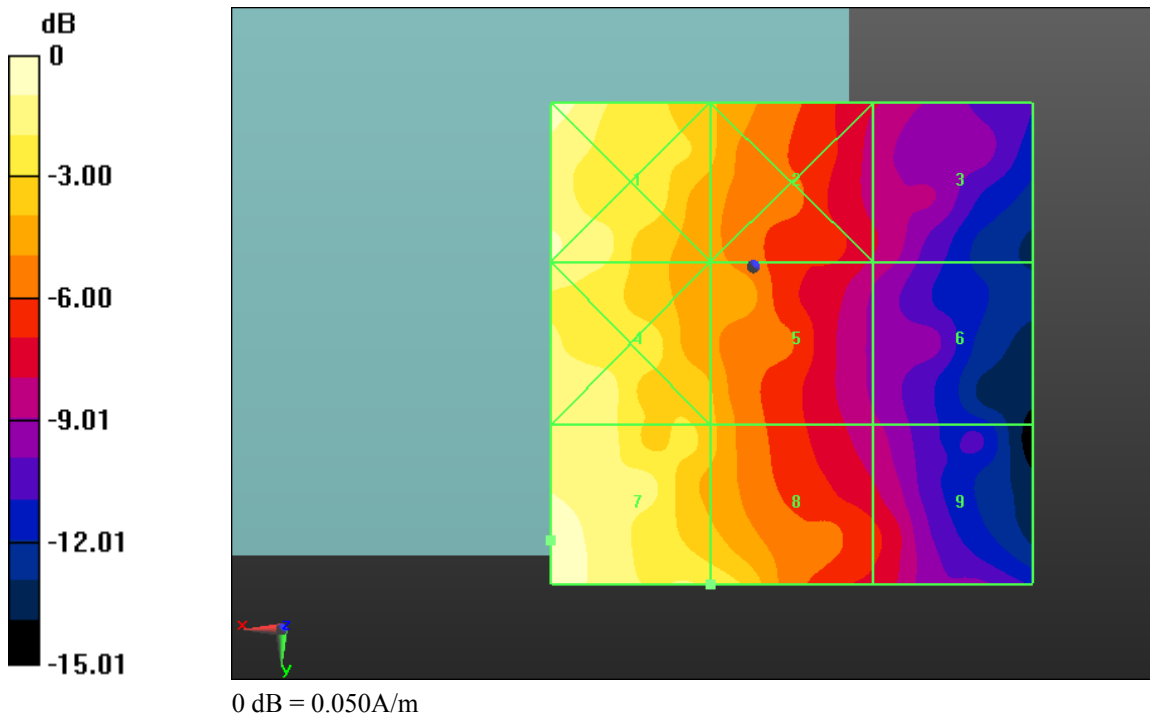
	Document <b>Annex A to Hearing Aid Compatibility RF Emissions Test Report for the BlackBerry® Smartphone model RDU71CW/RDV71UW</b>		Page <b>154 (179)</b>
	Author Data <b>Daoud Attayi</b>	Dates of Test <b>Mar. 22-23, Apr. 28, 2011</b>	Report No <b>RTS-3933-1104-55C</b> <b>RTS-2580-1106-41</b>


Peak H-field in A/m

Grid 1 <b>0.050 M4</b>	Grid 2 <b>0.033 M4</b>	Grid 3 <b>0.020 M4</b>
Grid 4 <b>0.044 M4</b>	Grid 5 <b>0.033 M4</b>	Grid 6 <b>0.020 M4</b>
Grid 7 <b>0.052 M4</b>	Grid 8 <b>0.039 M4</b>	Grid 9 <b>0.023 M4</b>

**Cursor:**

Total = 0.052 A/m  
 H Category: M4  
 Location: 21, 28.5, 8.7 mm



	Document		Page
	<b>Annex A to Hearing Aid Compatibility RF Emissions Test Report for the BlackBerry® Smartphone model RDU71CW/RDV71UW</b>		155 (179)
Author Data <b>Daoud Attayi</b>	Dates of Test <b>Mar. 22-23, Apr. 28, 2011</b>	Report No <b>RTS-3933-1104-55C RTS-2580-1106-41</b>	FCC ID <b>L6ARDU70CW L6ARDV70UW</b>

Date/Time: 3/23/2011 10:15:39 PM, Date/Time: 3/23/2011 10:28:50 PM, Date/Time: 3/23/2011 10:34:20 PM

Test Laboratory: RIM Testing Services

### **HAC RF\_H-Field\_CDMA1900**

**DUT: BlackBerry Smartphone; Type: Sample**


Communication System: CDMA 1900;; Frequency: 1851.25 MHz, Frequency: 1880 MHz, Frequency: 1908.5 MHz; Communication System PAR: 0 dB  
Medium parameters used:  $\sigma = 0$  mho/m,  $\epsilon_r = 1$ ;  $\rho = 0$  kg/m<sup>3</sup>  
Phantom section: RF Section  
Measurement Standard: DASYS (IEEE/IEC/ANSI C63.19-2007)

DASY5 Configuration:

- Probe: H3DV6 - SN6105; ; Calibrated: 11/18/2010
- Sensor-Surface: (Fix Surface)
- Electronics: DAE4 Sn881; Calibrated: 4/19/2010
- Phantom: HAC RF Test Arch with AMCC; Type: SD HAC P01 BA;
- Measurement SW: DASY52, Version 52.6 (2); SEMCAD X Version 14.4.4 (2829)

### **Device H-Field measurement with H3DV6 probe/H Scan - H3DV6 - 2007: 15 mm from Probe Center to the Device/Hearing Aid Compatibility Test (101x101x1):**

Measurement grid: dx=5mm, dy=5mm  
Maximum value of peak Total field = 0.037 A/m  
Probe Modulation Factor = 1.040  
Device Reference Point: 0, 0, -6.3 mm  
Reference Value = 0.031 A/m; Power Drift = -0.02 dB  
**Hearing Aid Near-Field Category: M4 (AWF 0 dB)**

	Document <b>Annex A to Hearing Aid Compatibility RF Emissions Test Report for the BlackBerry® Smartphone model RDU71CW/RDV71UW</b>		Page <b>156 (179)</b>
	Author Data <b>Daoud Attayi</b>	Dates of Test <b>Mar. 22-23, Apr. 28, 2011</b>	Report No <b>RTS-3933-1104-55C</b> <b>RTS-2580-1106-41</b>

Peak H-field in A/m

Grid 1 <b>0.036 M4</b>	Grid 2 <b>0.035 M4</b>	Grid 3 <b>0.031 M4</b>
Grid 4 <b>0.041 M4</b>	Grid 5 <b>0.037 M4</b>	Grid 6 <b>0.030 M4</b>
Grid 7 <b>0.047 M4</b>	Grid 8 <b>0.042 M4</b>	Grid 9 <b>0.029 M4</b>

**Cursor:**

Total = 0.047 A/m  
H Category: M4  
Location: 22.5, 25, 8.7 mm

**Device H-Field measurement with H3DV6 probe/H Scan - H3DV6 - 2007: 15 mm from Probe Center to the Device 2/Hearing Aid**

**Compatibility Test (101x101x1):** Measurement grid: dx=5mm, dy=5mm

Maximum value of peak Total field = 0.121 A/m

Probe Modulation Factor = 1.040


Device Reference Point: 0, 0, -6.3 mm

Reference Value = 0.105 A/m; Power Drift = -0.02 dB

**Hearing Aid Near-Field Category: M4 (AWF 0 dB)**

Peak H-field in A/m

Grid 1 <b>0.111 M4</b>	Grid 2 <b>0.108 M4</b>	Grid 3 <b>0.094 M4</b>
Grid 4 <b>0.130 M4</b>	Grid 5 <b>0.121 M4</b>	Grid 6 <b>0.094 M4</b>
Grid 7 <b>0.152 M4</b>	Grid 8 <b>0.135 M4</b>	Grid 9 <b>0.096 M4</b>

	Document <b>Annex A to Hearing Aid Compatibility RF Emissions Test Report for the BlackBerry® Smartphone model RDU71CW/RDV71UW</b>		Page <b>157 (179)</b>
	Author Data <b>Daoud Attayi</b>	Dates of Test <b>Mar. 22-23, Apr. 28, 2011</b>	Report No <b>RTS-3933-1104-55C</b> <b>RTS-2580-1106-41</b>

**Cursor:**

Total = 0.152 A/m  
H Category: M4  
Location: 25, 25, 8.7 mm

**Device H-Field measurement with H3DV6 probe/H Scan - H3DV6 - 2007: 15 mm from Probe Center to the Device 2 2/Hearing Aid**

**Compatibility Test (101x101x1):** Measurement grid: dx=5mm, dy=5mm


Maximum value of peak Total field = 0.120 A/m

Probe Modulation Factor = 1.040

Device Reference Point: 0, 0, -6.3 mm

Reference Value = 0.104 A/m; Power Drift = 0.03 dB

**Hearing Aid Near-Field Category: M4 (AWF 0 dB)**

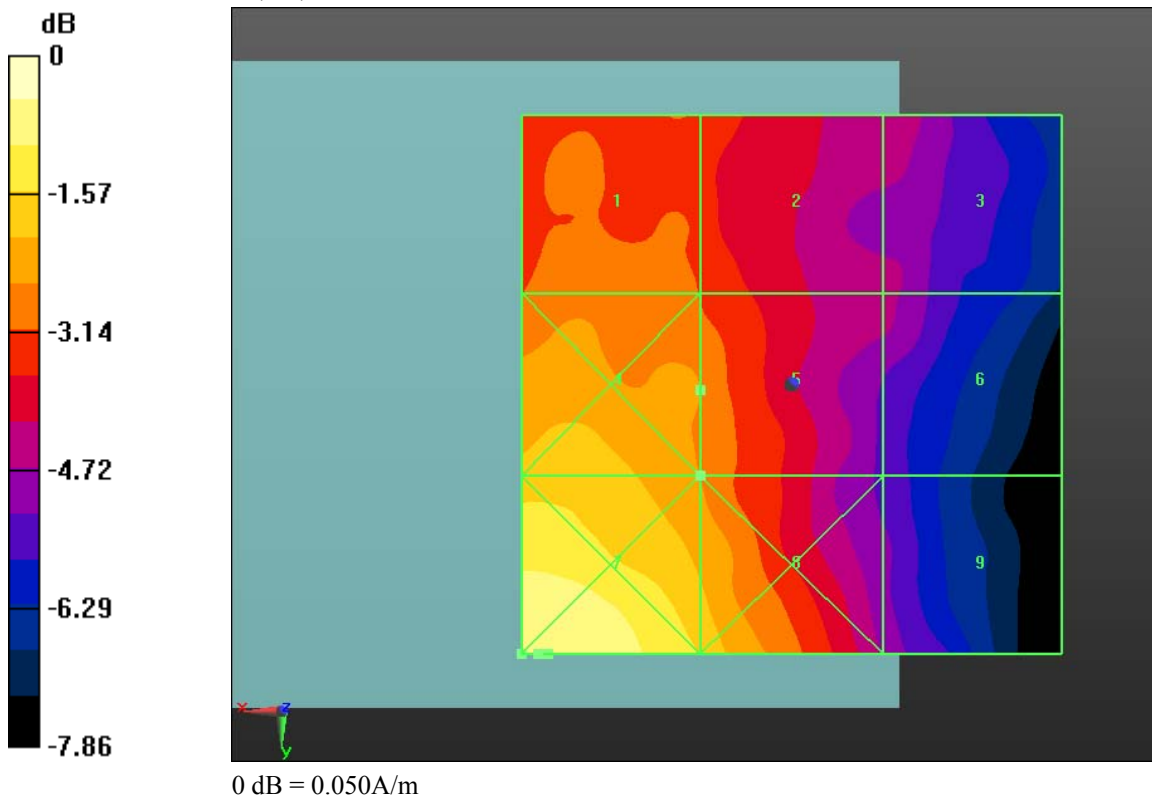
	Document <b>Annex A to Hearing Aid Compatibility RF Emissions Test Report for the BlackBerry® Smartphone model RDU71CW/RDV71UW</b>		Page <b>158 (179)</b>
	Author Data <b>Daoud Attayi</b>	Dates of Test <b>Mar. 22-23, Apr. 28, 2011</b>	Report No <b>RTS-3933-1104-55C</b> <b>RTS-2580-1106-41</b>


Peak H-field in A/m

Grid 1 <b>0.103 M4</b>	Grid 2 <b>0.103 M4</b>	Grid 3 <b>0.092 M4</b>
Grid 4 <b>0.127 M4</b>	Grid 5 <b>0.120 M4</b>	Grid 6 <b>0.094 M4</b>
Grid 7 <b>0.156 M4</b>	Grid 8 <b>0.139 M4</b>	Grid 9 <b>0.097 M4</b>

**Cursor:**

Total = 0.156 A/m  
 H Category: M4  
 Location: 23.5, 25, 8.7 mm



	Document		Page
	<b>Annex A to Hearing Aid Compatibility RF Emissions Test Report for the BlackBerry® Smartphone model RDU71CW/RDV71UW</b>		159 (179)
Author Data <b>Daoud Attayi</b>	Dates of Test <b>Mar. 22-23, Apr. 28, 2011</b>	Report No <b>RTS-3933-1104-55C RTS-2580-1106-41</b>	FCC ID <b>L6ARDU70CW L6ARDV70UW</b>

Date/Time: 3/23/2011 10:40:20 PM

Test Laboratory: RIM Testing Services

### **HAC RF\_H-Field\_CDMA1900\_mid\_chan\_Telecoil\_Center**

**DUT: BlackBerry Smartphone; Type: Sample**

Communication System: CDMA 1900; Frequency: 1880 MHz; Communication System PAR: 0 dB

Medium parameters used:  $\sigma = 0$  mho/m,  $\epsilon_r = 1$ ;  $\rho = 0$  kg/m<sup>3</sup>

Phantom section: RF Section

Measurement Standard: DASYS (IEEE/IEC/ANSI C63.19-2007)

DASY5 Configuration:

- Probe: H3DV6 - SN6105; ; Calibrated: 11/18/2010
- Sensor-Surface: (Fix Surface)
- Electronics: DAE4 Sn881; Calibrated: 4/19/2010
- Phantom: HAC RF Test Arch with AMCC; Type: SD HAC P01 BA;
- Measurement SW: DASYS2, Version 52.6 (2); SEMCAD X Version 14.4.4 (2829)

### **Device H-Field measurement with H3DV6 probe/H Scan - H3DV6 - 2007: 15 mm from Probe Center to the Device 2 2 2/Hearing Aid Compatibility Test**

**(101x101x1):** Measurement grid: dx=5mm, dy=5mm

Maximum value of peak Total field = 0.105 A/m


Probe Modulation Factor = 1.040

Device Reference Point: 0, 0, -6.3 mm

Reference Value = 0.100 A/m; Power Drift = 0.08 dB

**Hearing Aid Near-Field Category: M4 (AWF 0 dB)**



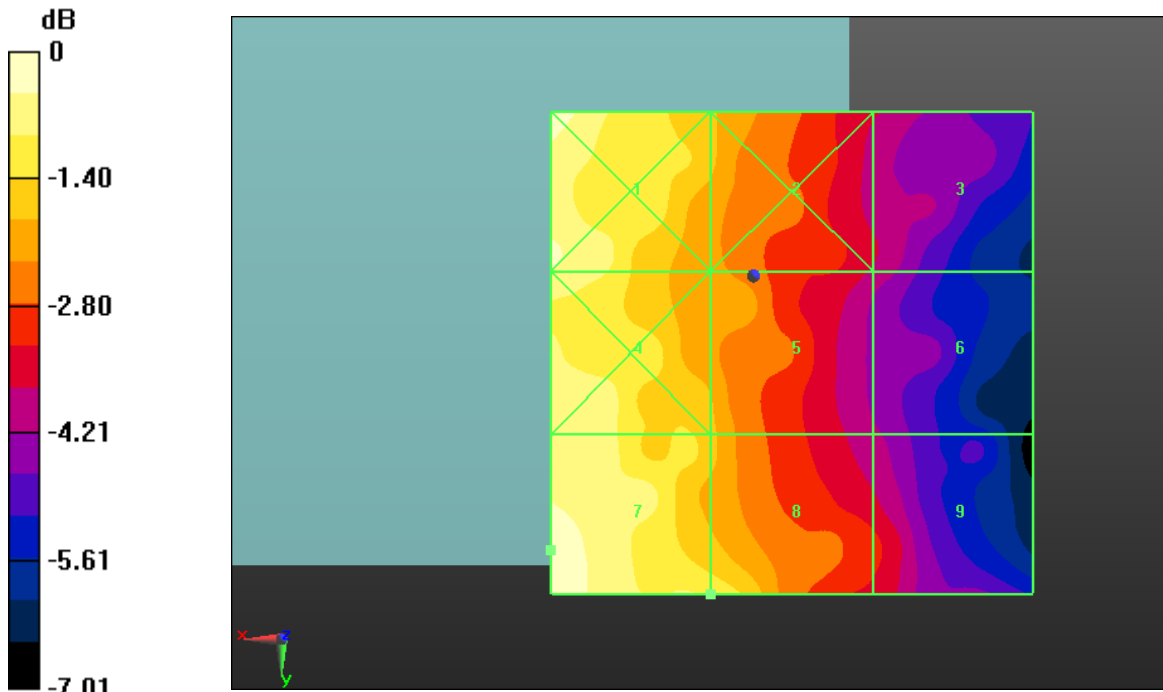
	Document <b>Annex A to Hearing Aid Compatibility RF Emissions Test Report for the BlackBerry® Smartphone model RDU71CW/RDV71UW</b>		Page <b>160 (179)</b>
	Author Data <b>Daoud Attayi</b>	Dates of Test <b>Mar. 22-23, Apr. 28, 2011</b>	Report No <b>RTS-3933-1104-55C RTS-2580-1106-41</b>

Peak H-field in A/m


Grid 1 <b>0.100 M4</b>	Grid 2 <b>0.097 M4</b>	Grid 3 <b>0.086 M4</b>
Grid 4 <b>0.113 M4</b>	Grid 5 <b>0.105 M4</b>	Grid 6 <b>0.087 M4</b>
Grid 7 <b>0.131 M4</b>	Grid 8 <b>0.113 M4</b>	Grid 9 <b>0.086 M4</b>

**Cursor:**

Total = 0.131 A/m  
 H Category: M4  
 Location: 20, 15, 8.7 mm



0 dB = 0.130A/m

	Document <b>Annex A to Hearing Aid Compatibility RF Emissions Test Report for the BlackBerry® Smartphone model RDU71CW/RDV71UW</b>		Page <b>161 (179)</b>
	Author Data <b>Daoud Attayi</b>	Dates of Test <b>Mar. 22-23, Apr. 28, 2011</b>	Report No <b>RTS-3933-1104-55C RTS-2580-1106-41</b>

Date/Time: 4/28/2011 5:32:14 PM

Test Laboratory: RIM Testing Services

**HAC RF\_E-Field\_UMTS\_band\_IV\_low\_chan**

**DUT: BlackBerry Smartphone; Type: Sample**


Communication System: WCDMA FDD IV; Communication System Band: Frequency: 1712.4 MHz; Communication System PAR: 0 dB  
Medium parameters used:  $\sigma = 0$  mho/m,  $\epsilon_r = 1$ ;  $\rho = 0$  kg/m<sup>3</sup>  
Phantom section: RF Section  
Measurement Standard: DASYS (IEEE/IEC/ANSI C63.19-2007)

DASY5 Configuration:

- Probe: ER3DV6 - SN2286; ConvF(1, 1, 1); Calibrated: 1/14/2011
- Sensor-Surface: (Fix Surface)
- Electronics: DAE3 Sn473; Calibrated: 1/21/2011
- Phantom: HAC RF Test Arch with AMCC; Type: SD HAC P01 BA;
- Measurement SW: DASY52, Version 52.6 (2); SEMCAD X Version 14.4.4 (2829)

**Device E-Field measurement with ER probe/E Scan - ER3D - 2007: 15 mm from Probe Center to the Device/Hearing Aid Compatibility Test (101x101x1):**

Measurement grid: dx=5mm, dy=5mm  
Maximum value of peak Total field = 44.032 V/m  
Probe Modulation Factor = 0.970  
Device Reference Point: 0, 0, -6.3 mm  
Reference Value = 40.626 V/m; Power Drift = 0.02 dB  
**Hearing Aid Near-Field Category: M4 (AWF 0 dB)**

	Document <b>Annex A to Hearing Aid Compatibility RF Emissions Test Report for the BlackBerry® Smartphone model RDU71CW/RDV71UW</b>		Page <b>162 (179)</b>
	Author Data <b>Daoud Attayi</b>	Dates of Test <b>Mar. 22-23, Apr. 28, 2011</b>	Report No <b>RTS-3933-1104-55C</b> <b>RTS-2580-1106-41</b>

Peak E-field in V/m

Grid 1 <b>32.482 M4</b>	Grid 2 <b>38.430 M4</b>	Grid 3 <b>40.139 M4</b>
Grid 4 <b>23.927 M4</b>	Grid 5 <b>44.032 M4</b>	Grid 6 <b>45.660 M4</b>
Grid 7 <b>29.628 M4</b>	Grid 8 <b>45.674 M4</b>	Grid 9 <b>46.660 M4</b>

**Cursor:**

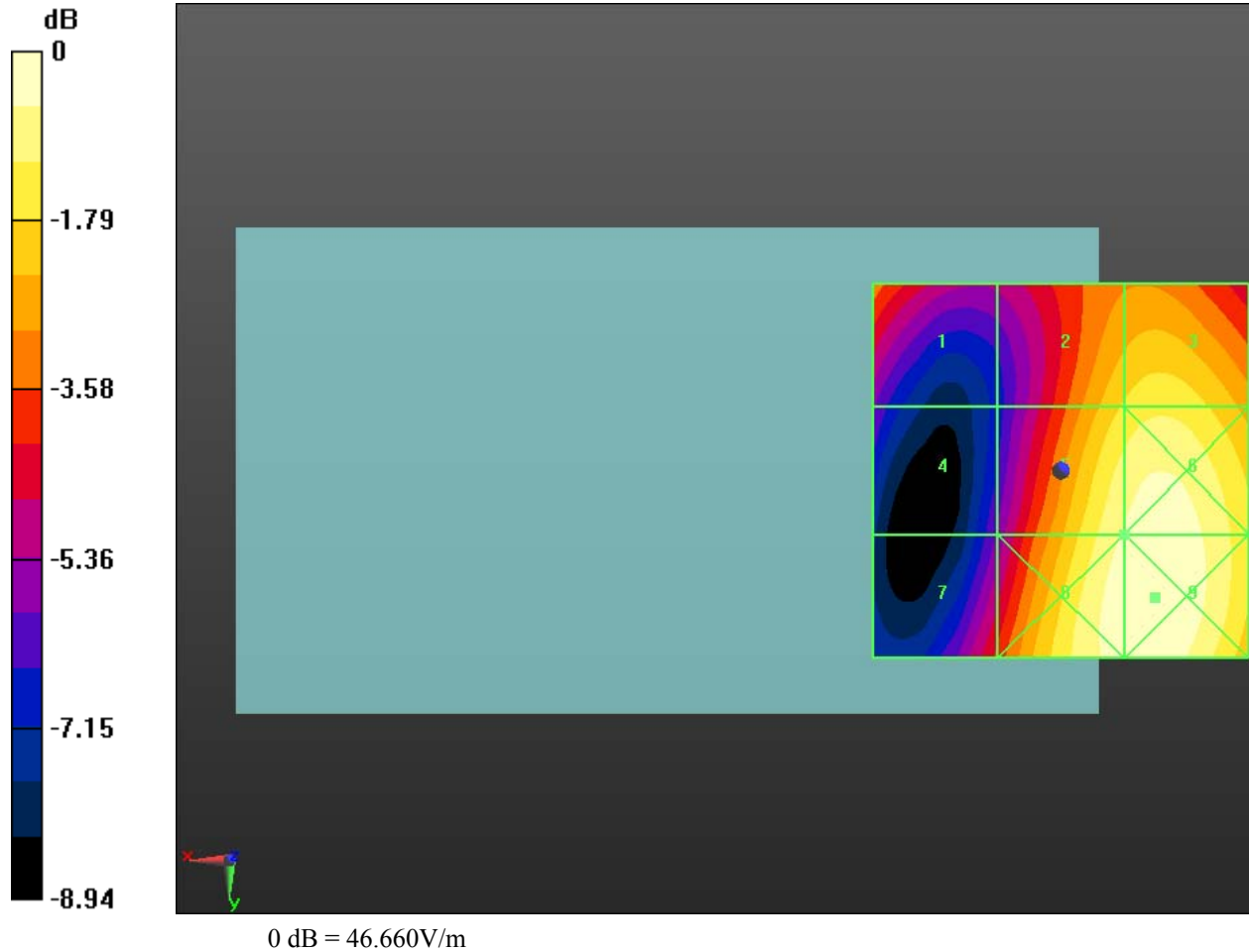
Total = 46.660 V/m  
E Category: M4  
Location: -12.5, 17, 8.7 mm


Author Data  
**Daoud Attayi**

Dates of Test  
**Mar. 22-23, Apr. 28, 2011**

Report No  
**RTS-3933-1104-55C  
 RTS-2580-1106-41**

FCC ID  
**L6ARDU70CW  
 L6ARDV70UW**



	Document		Page
	<b>Annex A to Hearing Aid Compatibility RF Emissions Test Report for the BlackBerry® Smartphone model RDU71CW/RDV71UW</b>		<b>164 (179)</b>
Author Data <b>Daoud Attayi</b>	Dates of Test <b>Mar. 22-23, Apr. 28, 2011</b>	Report No <b>RTS-3933-1104-55C RTS-2580-1106-41</b>	FCC ID <b>L6ARDU70CW L6ARDV70UW</b>

Date/Time: 4/28/2011 5:35:37 PM

Test Laboratory: RIM Testing Services

### **HAC RF\_E-Field\_UMTS\_band\_IV\_mid\_chan**

**DUT: BlackBerry Smartphone; Type: Sample**

Communication System: WCDMA FDD IV; Communication System Band: Frequency: 1732.6 MHz; Communication System PAR: 0 dB  
 Medium parameters used:  $\sigma = 0$  mho/m,  $\epsilon_r = 1$ ;  $\rho = 0$  kg/m<sup>3</sup>  
 Phantom section: RF Section  
 Measurement Standard: DASYS (IEEE/IEC/ANSI C63.19-2007)


DASY5 Configuration:

- Probe: ER3DV6 - SN2286; ConvF(1, 1, 1); Calibrated: 1/14/2011
- Sensor-Surface: (Fix Surface)
- Electronics: DAE3 Sn473; Calibrated: 1/21/2011
- Phantom: HAC RF Test Arch with AMCC; Type: SD HAC P01 BA;
- Measurement SW: DASYS2, Version 52.6 (2); SEMCAD X Version 14.4.4 (2829)

### **Device E-Field measurement with ER probe/E Scan - ER3D - 2007: 15 mm from Probe Center to the Device 2/Hearing Aid Compatibility Test (101x101x1):**

Measurement grid: dx=5mm, dy=5mm  
 Maximum value of peak Total field = 44.356 V/m  
 Probe Modulation Factor = 0.970  
 Device Reference Point: 0, 0, -6.3 mm  
 Reference Value = 39.602 V/m; Power Drift = -0.00025 dB

**Hearing Aid Near-Field Category: M4 (AWF 0 dB)**

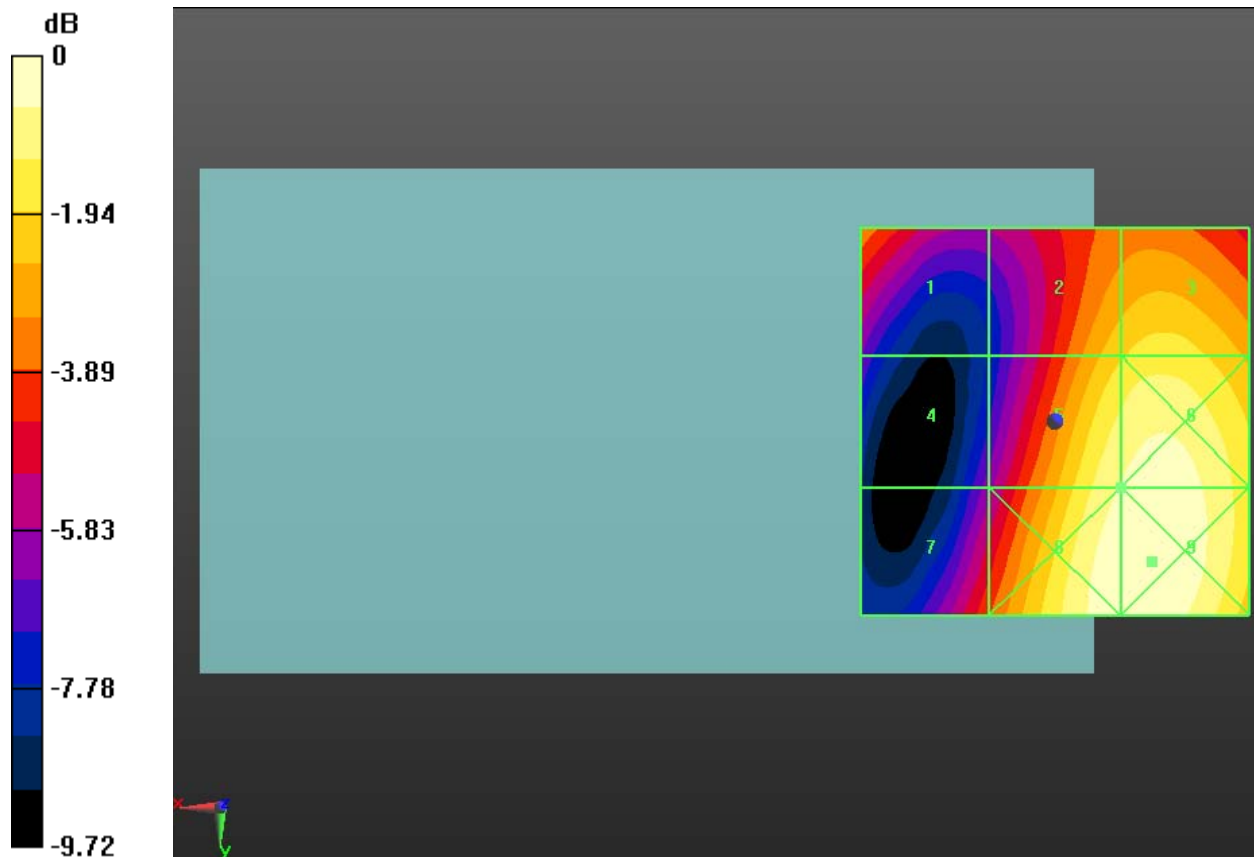
	Document <b>Annex A to Hearing Aid Compatibility RF Emissions Test Report for the BlackBerry® Smartphone model RDU71CW/RDV71UW</b>		Page <b>165 (179)</b>
	Author Data <b>Daoud Attayi</b>	Dates of Test <b>Mar. 22-23, Apr. 28, 2011</b>	Report No <b>RTS-3933-1104-55C</b> <b>RTS-2580-1106-41</b>

Peak E-field in V/m


Grid 1 <b>32.561 M4</b>	Grid 2 <b>37.634 M4</b>	Grid 3 <b>39.688 M4</b>
Grid 4 <b>23.616 M4</b>	Grid 5 <b>44.356 M4</b>	Grid 6 <b>46.188 M4</b>
Grid 7 <b>30.272 M4</b>	Grid 8 <b>46.710 M4</b>	Grid 9 <b>47.573 M4</b>

**Cursor:**

Total = 47.573 V/m  
 E Category: M4  
 Location: -12.5, 18, 8.7 mm



0 dB = 47.570V/m

	Document <b>Annex A to Hearing Aid Compatibility RF Emissions Test Report for the BlackBerry® Smartphone model RDU71CW/RDV71UW</b>		Page <b>166 (179)</b>
	Author Data <b>Daoud Attayi</b>	Dates of Test <b>Mar. 22-23, Apr. 28, 2011</b>	Report No <b>RTS-3933-1104-55C RTS-2580-1106-41</b>

Date/Time: 4/28/2011 5:39:10 PM

Test Laboratory: RIM Testing Services

### **HAC RF\_E-Field\_UMTS\_band\_IV\_high\_chan**

**DUT: BlackBerry Smartphone; Type: Sample**


Communication System: WCDMA FDD IV; Communication System Band: Frequency: 1752.6 MHz; Communication System PAR: 0 dB  
Medium parameters used:  $\sigma = 0$  mho/m,  $\epsilon_r = 1$ ;  $\rho = 0$  kg/m<sup>3</sup>  
Phantom section: RF Section  
Measurement Standard: DASYS (IEEE/IEC/ANSI C63.19-2007)

DASY5 Configuration:

- Probe: ER3DV6 - SN2286; ConvF(1, 1, 1); Calibrated: 1/14/2011
- Sensor-Surface: (Fix Surface)
- Electronics: DAE3 Sn473; Calibrated: 1/21/2011
- Phantom: HAC RF Test Arch with AMCC; Type: SD HAC P01 BA;
- Measurement SW: DASY52, Version 52.6 (2); SEMCAD X Version 14.4.4 (2829)

### **Device E-Field measurement with ER probe/E Scan - ER3D - 2007: 15 mm from Probe Center to the Device 2 2/Hearing Aid Compatibility Test (101x101x1):**

Measurement grid: dx=5mm, dy=5mm  
Maximum value of peak Total field = 40.053 V/m  
Probe Modulation Factor = 0.970  
Device Reference Point: 0, 0, -6.3 mm  
Reference Value = 33.539 V/m; Power Drift = 0.04 dB  
**Hearing Aid Near-Field Category: M4 (AWF 0 dB)**

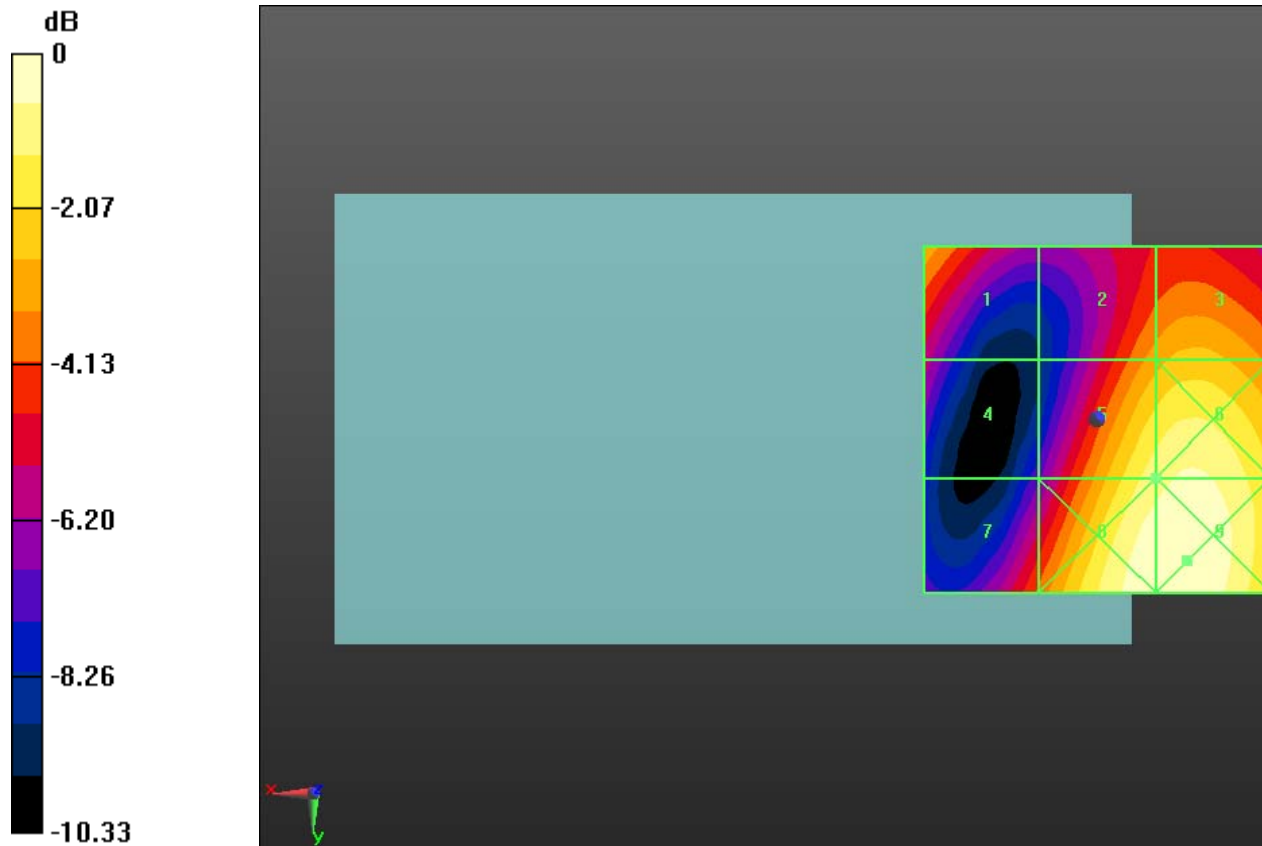
	Document <b>Annex A to Hearing Aid Compatibility RF Emissions Test Report for the BlackBerry® Smartphone model RDU71CW/RDV71UW</b>		Page <b>167 (179)</b>
	Author Data <b>Daoud Attayi</b>	Dates of Test <b>Mar. 22-23, Apr. 28, 2011</b>	Report No <b>RTS-3933-1104-55C RTS-2580-1106-41</b>

Peak E-field in V/m

Grid 1 <b>32.223 M4</b>	Grid 2 <b>31.643 M4</b>	Grid 3 <b>33.764 M4</b>
Grid 4 <b>23.273 M4</b>	Grid 5 <b>40.053 M4</b>	Grid 6 <b>42.023 M4</b>
Grid 7 <b>28.402 M4</b>	Grid 8 <b>44.100 M4</b>	Grid 9 <b>44.868 M4</b>


**Cursor:**

Total = 44.869 V/m  
 E Category: M4  
 Location: -13, 20.5, 8.7 mm



0 dB = 44.870V/m



	Document <b>Annex A to Hearing Aid Compatibility RF Emissions Test Report for the BlackBerry® Smartphone model RDU71CW/RDV71UW</b>		Page <b>168 (179)</b>
	Author Data <b>Daoud Attayi</b>	Dates of Test <b>Mar. 22-23, Apr. 28, 2011</b>	Report No <b>RTS-3933-1104-55C RTS-2580-1106-41</b>

Date/Time: 4/28/2011 7:05:16 PM

Test Laboratory: RIM Testing Services

**HAC RF\_E-Field\_UMTS\_band\_IV\_mid\_chan\_telecoil\_center**

**DUT: BlackBerry Smartphone; Type: Sample**


Communication System: WCDMA FDD IV; Communication System Band: Frequency: 1732.6 MHz; Communication System PAR: 0 dB  
Medium parameters used:  $\sigma = 0$  mho/m,  $\epsilon_r = 1$ ;  $\rho = 0$  kg/m<sup>3</sup>  
Phantom section: RF Section  
Measurement Standard: DASYS (IEEE/IEC/ANSI C63.19-2007)

DASY5 Configuration:

- Probe: ER3DV6 - SN2286; ConvF(1, 1, 1); Calibrated: 1/14/2011
- Sensor-Surface: (Fix Surface)
- Electronics: DAE3 Sn473; Calibrated: 1/21/2011
- Phantom: HAC RF Test Arch with AMCC; Type: SD HAC P01 BA;
- Measurement SW: DASYS2, Version 52.6 (2); SEMCAD X Version 14.4.4 (2829)

**Device E-Field measurement with ER probe/E Scan - ER3D - 2007: 15 mm from Probe Center to the Device Telecoil cent/Hearing Aid Compatibility Test**

**(101x101x1):** Measurement grid: dx=5mm, dy=5mm  
Maximum value of peak Total field = 44.572 V/m  
Probe Modulation Factor = 0.970  
Device Reference Point: 0, 0, -6.3 mm  
Reference Value = 42.031 V/m; Power Drift = -0.12 dB  
**Hearing Aid Near-Field Category: M4 (AWF 0 dB)**

	Document <b>Annex A to Hearing Aid Compatibility RF Emissions Test Report for the BlackBerry® Smartphone model RDU71CW/RDV71UW</b>		Page <b>169 (179)</b>
	Author Data <b>Daoud Attayi</b>	Dates of Test <b>Mar. 22-23, Apr. 28, 2011</b>	Report No <b>RTS-3933-1104-55C RTS-2580-1106-41</b>

Peak E-field in V/m

Grid 1 <b>38.261 M4</b>	Grid 2 <b>36.861 M4</b>	Grid 3 <b>37.303 M4</b>
Grid 4 <b>26.041 M4</b>	Grid 5 <b>44.572 M4</b>	Grid 6 <b>45.265 M4</b>
Grid 7 <b>31.557 M4</b>	Grid 8 <b>48.300 M4</b>	Grid 9 <b>48.420 M4</b>

**Cursor:**

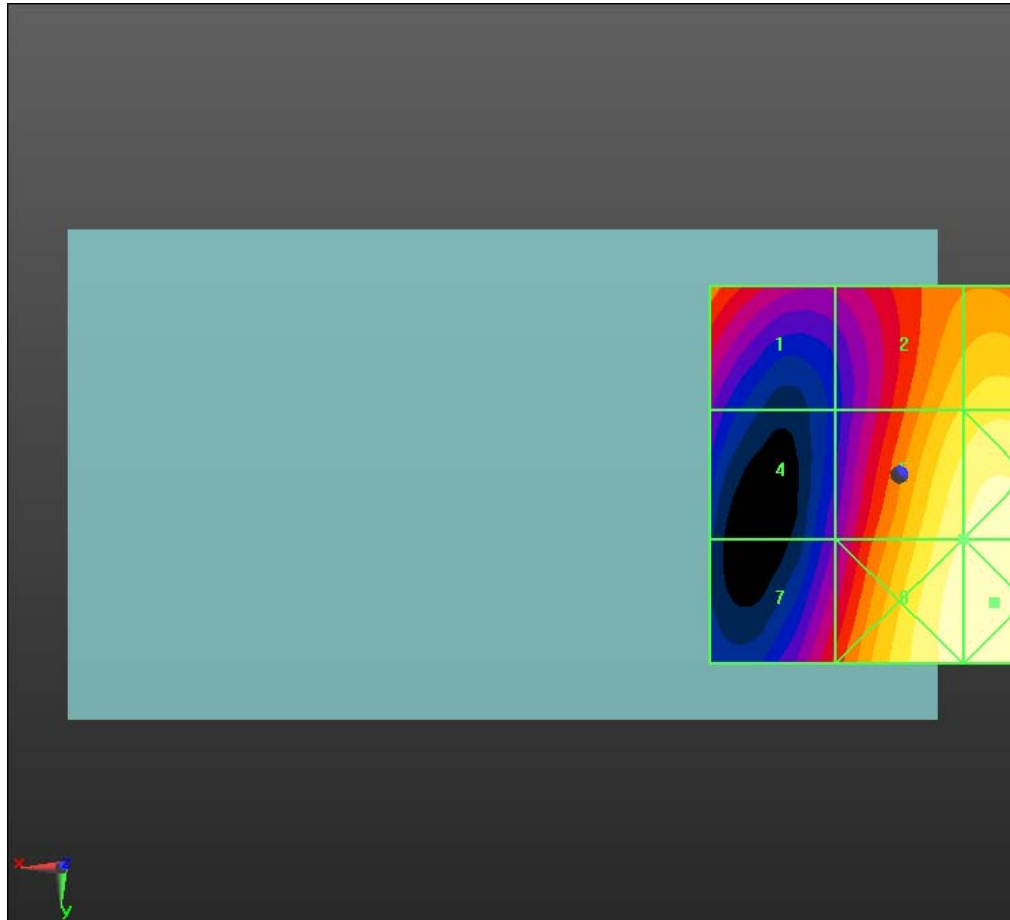
Total = 48.420 V/m  
E Category: M4  
Location: -12, 18, 8.7 mm

Author Data  
**Daoud Attayi**


Dates of Test  
**Mar. 22-23, Apr. 28, 2011**

Report No  
**RTS-3933-1104-55C  
 RTS-2580-1106-41**

FCC ID  
**L6ARDU70CW  
 L6ARDV70UW**



0 dB = 48.420V/m

	Document		Page
	<b>Annex A to Hearing Aid Compatibility RF Emissions Test Report for the BlackBerry® Smartphone model RDU71CW/RDV71UW</b>		171 (179)
Author Data <b>Daoud Attayi</b>	Dates of Test <b>Mar. 22-23, Apr. 28, 2011</b>	Report No <b>RTS-3933-1104-55C RTS-2580-1106-41</b>	FCC ID <b>L6ARDU70CW L6ARDV70UW</b>

Date/Time: 4/28/2011 7:15:55 PM

Test Laboratory: RIM Testing Services

### **HAC RF\_H-Field\_UMTS\_band IV\_low\_chan**

**DUT: BlackBerry Smartphone; Type: Sample**


Communication System: WCDMA FDD IV; Communication System Band: Frequency: 1712.4 MHz; Communication System PAR: 0 dB  
 Medium parameters used:  $\sigma = 0$  mho/m,  $\epsilon_r = 1$ ;  $\rho = 0$  kg/m<sup>3</sup>  
 Phantom section: RF Section  
 Measurement Standard: DASYS (IEEE/IEC/ANSI C63.19-2007)

DASY5 Configuration:

- Probe: H3DV6 - SN6105; ; Calibrated: 11/18/2010
- Sensor-Surface: (Fix Surface)
- Electronics: DAE3 Sn473; Calibrated: 1/21/2011
- Phantom: HAC RF Test Arch with AMCC; Type: SD HAC P01 BA;
- Measurement SW: DASY52, Version 52.6 (2); SEMCAD X Version 14.4.4 (2829)

### **Device H-Field measurement with H3DV6 probe/H Scan - H3DV6 - 2007: 15 mm from Probe Center to the Device/Hearing Aid Compatibility Test (101x101x1):**

Measurement grid: dx=5mm, dy=5mm  
 Maximum value of peak Total field = 0.128 A/m  
 Probe Modulation Factor = 0.970  
 Device Reference Point: 0, 0, -6.3 mm  
 Reference Value = 0.103 A/m; Power Drift = 0.18 dB  
**Hearing Aid Near-Field Category: M4 (AWF 0 dB)**

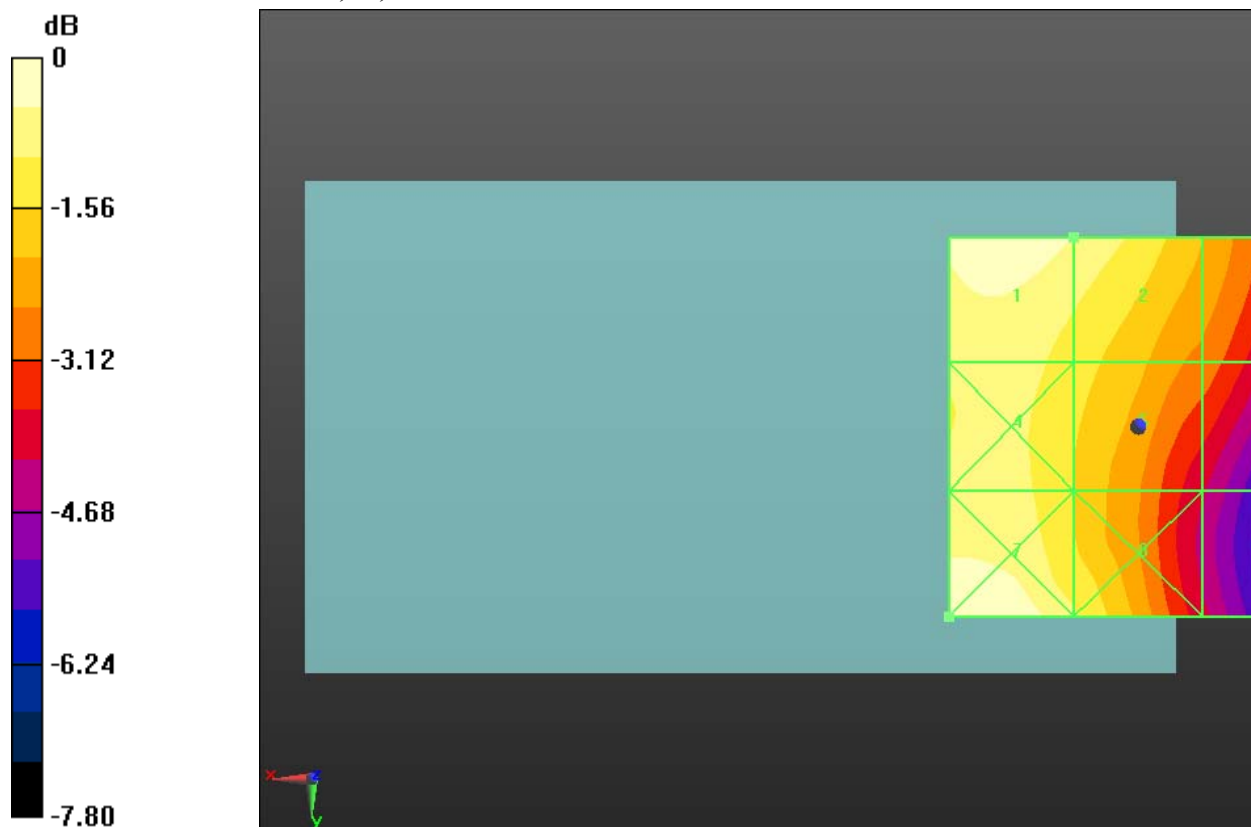
	Document <b>Annex A to Hearing Aid Compatibility RF Emissions Test Report for the BlackBerry® Smartphone model RDU71CW/RDV71UW</b>		Page <b>172 (179)</b>
	Author Data <b>Daoud Attayi</b>	Dates of Test <b>Mar. 22-23, Apr. 28, 2011</b>	Report No <b>RTS-3933-1104-55C</b> <b>RTS-2580-1106-41</b>

Peak H-field in A/m


Grid 1 <b>0.128 M4</b>	Grid 2 <b>0.122 M4</b>	Grid 3 <b>0.102 M4</b>
Grid 4 <b>0.118 M4</b>	Grid 5 <b>0.112 M4</b>	Grid 6 <b>0.094 M4</b>
Grid 7 <b>0.129 M4</b>	Grid 8 <b>0.117 M4</b>	Grid 9 <b>0.082 M4</b>

**Cursor:**

Total = 0.129 A/m  
 H Category: M4  
 Location: 25, 25, 8.7 mm



0 dB = 0.130A/m

	Document <b>Annex A to Hearing Aid Compatibility RF Emissions Test Report for the BlackBerry® Smartphone model RDU71CW/RDV71UW</b>		Page <b>173 (179)</b>
	Author Data <b>Daoud Attayi</b>	Dates of Test <b>Mar. 22-23, Apr. 28, 2011</b>	Report No <b>RTS-3933-1104-55C RTS-2580-1106-41</b>

Date/Time: 4/28/2011 7:21:18 PM

Test Laboratory: RIM Testing Services

### **HAC RF\_H-Field\_UMTS\_band IV\_mid\_chan**

**DUT: BlackBerry Smartphone; Type: Sample**


Communication System: WCDMA FDD IV; Communication System Band: Frequency: 1732.6 MHz; Communication System PAR: 0 dB  
Medium parameters used:  $\sigma = 0$  mho/m,  $\epsilon_r = 1$ ;  $\rho = 0$  kg/m<sup>3</sup>  
Phantom section: RF Section  
Measurement Standard: DASYS (IEEE/IEC/ANSI C63.19-2007)

DASY5 Configuration:

- Probe: H3DV6 - SN6105; ; Calibrated: 11/18/2010
- Sensor-Surface: (Fix Surface)
- Electronics: DAE3 Sn473; Calibrated: 1/21/2011
- Phantom: HAC RF Test Arch with AMCC; Type: SD HAC P01 BA;
- Measurement SW: DASY52, Version 52.6 (2); SEMCAD X Version 14.4.4 (2829)

### **Device H-Field measurement with H3DV6 probe/H Scan - H3DV6 - 2007: 15 mm from Probe Center to the Device 2/Hearing Aid Compatibility Test (101x101x1):**

Measurement grid: dx=5mm, dy=5mm  
Maximum value of peak Total field = 0.125 A/m  
Probe Modulation Factor = 0.970  
Device Reference Point: 0, 0, -6.3 mm  
Reference Value = 0.102 A/m; Power Drift = 0.00037 dB  
**Hearing Aid Near-Field Category: M4 (AWF 0 dB)**

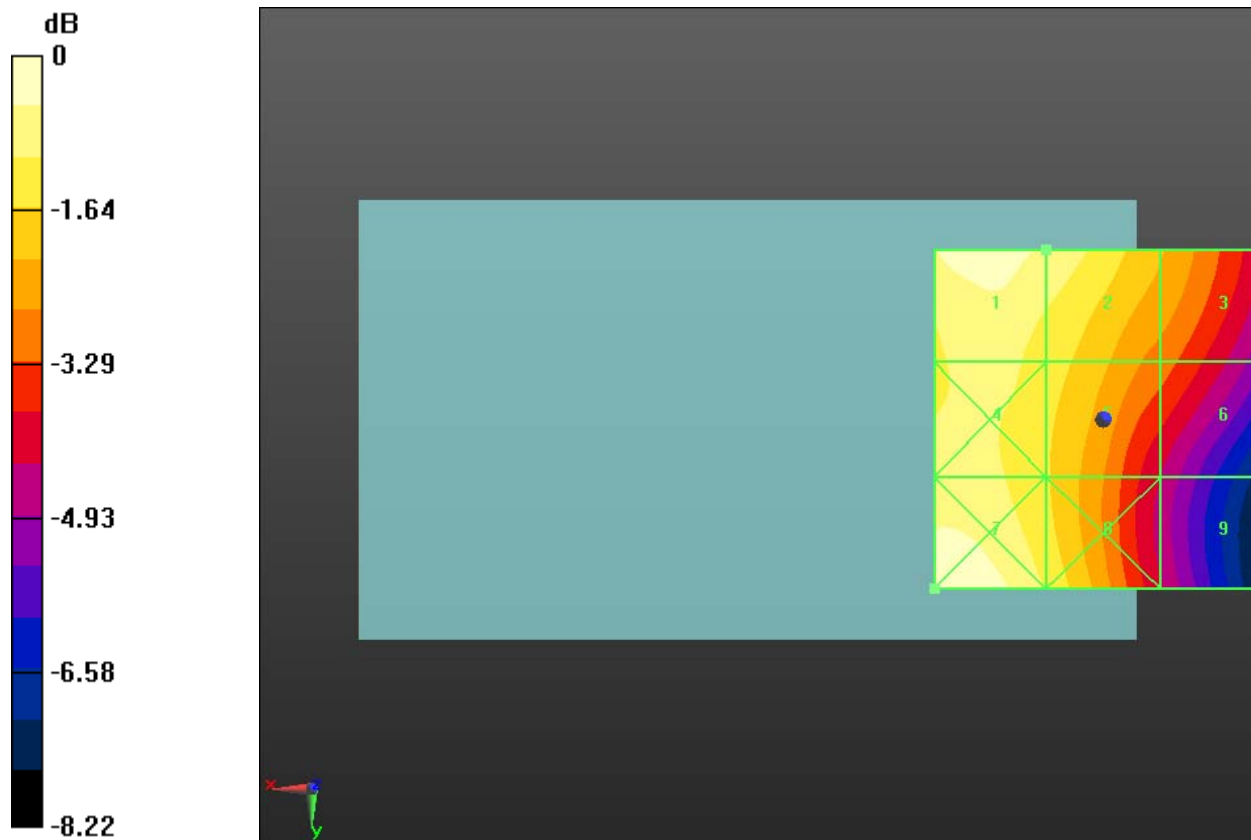
	Document <b>Annex A to Hearing Aid Compatibility RF Emissions Test Report for the BlackBerry® Smartphone model RDU71CW/RDV71UW</b>		Page <b>174 (179)</b>
	Author Data <b>Daoud Attayi</b>	Dates of Test <b>Mar. 22-23, Apr. 28, 2011</b>	Report No <b>RTS-3933-1104-55C</b> <b>RTS-2580-1106-41</b>

Peak H-field in A/m


Grid 1 <b>0.125 M4</b>	Grid 2 <b>0.121 M4</b>	Grid 3 <b>0.102 M4</b>
Grid 4 <b>0.118 M4</b>	Grid 5 <b>0.111 M4</b>	Grid 6 <b>0.092 M4</b>
Grid 7 <b>0.130 M4</b>	Grid 8 <b>0.114 M4</b>	Grid 9 <b>0.080 M4</b>

**Cursor:**

Total = 0.130 A/m  
 H Category: M4  
 Location: 25, 25, 8.7 mm



0 dB = 0.130A/m

	Document <b>Annex A to Hearing Aid Compatibility RF Emissions Test Report for the BlackBerry® Smartphone model RDU71CW/RDV71UW</b>		Page <b>175 (179)</b>
	Author Data <b>Daoud Attayi</b>	Dates of Test <b>Mar. 22-23, Apr. 28, 2011</b>	Report No <b>RTS-3933-1104-55C RTS-2580-1106-41</b>

Date/Time: 4/28/2011 7:24:37 PM

Test Laboratory: RIM Testing Services

**HAC RF\_H-Field\_UMTS\_band IV\_high\_chan**

**DUT: BlackBerry Smartphone; Type: Sample**

Communication System: WCDMA FDD IV; Communication System Band: Frequency: 1752.6 MHz; Communication System PAR: 0 dB  
Medium parameters used:  $\sigma = 0$  mho/m,  $\epsilon_r = 1$ ;  $\rho = 0$  kg/m<sup>3</sup>  
Phantom section: RF Section  
Measurement Standard: DASYS (IEEE/IEC/ANSI C63.19-2007)

DASY5 Configuration:

- Probe: H3DV6 - SN6105; ; Calibrated: 11/18/2010
- Sensor-Surface: (Fix Surface)
- Electronics: DAE3 Sn473; Calibrated: 1/21/2011
- Phantom: HAC RF Test Arch with AMCC; Type: SD HAC P01 BA;
- Measurement SW: DASYS2, Version 52.6 (2); SEMCAD X Version 14.4.4 (2829)

**Device H-Field measurement with H3DV6 probe/H Scan - H3DV6 - 2007: 15 mm from Probe Center to the Device 2 2/Hearing Aid Compatibility Test**

**(101x101x1):** Measurement grid: dx=5mm, dy=5mm

Maximum value of peak Total field = 0.113 A/m


Probe Modulation Factor = 0.970

Device Reference Point: 0, 0, -6.3 mm

Reference Value = 0.103 A/m; Power Drift = 0.06 dB

**Hearing Aid Near-Field Category: M4 (AWF 0 dB)**




	Document <b>Annex A to Hearing Aid Compatibility RF Emissions Test Report for the BlackBerry® Smartphone model RDU71CW/RDV71UW</b>		Page <b>176 (179)</b>
	Author Data <b>Daoud Attayi</b>	Dates of Test <b>Mar. 22-23, Apr. 28, 2011</b>	Report No <b>RTS-3933-1104-55C RTS-2580-1106-41</b>

Peak H-field in A/m


Grid 1 <b>0.113 M4</b>	Grid 2 <b>0.112 M4</b>	Grid 3 <b>0.101 M4</b>
Grid 4 <b>0.108 M4</b>	Grid 5 <b>0.105 M4</b>	Grid 6 <b>0.096 M4</b>
Grid 7 <b>0.120 M4</b>	Grid 8 <b>0.108 M4</b>	Grid 9 <b>0.081 M4</b>

**Cursor:**

Total = 0.120 A/m  
 H Category: M4  
 Location: 24, 25, 8.7 mm



0 dB = 0.120A/m

	Document <b>Annex A to Hearing Aid Compatibility RF Emissions Test Report for the BlackBerry® Smartphone model RDU71CW/RDV71UW</b>		Page <b>177 (179)</b>
	Author Data <b>Daoud Attayi</b>	Dates of Test <b>Mar. 22-23, Apr. 28, 2011</b>	Report No <b>RTS-3933-1104-55C</b> <b>RTS-2580-1106-41</b>

Date/Time: 4/28/2011 7:30:55 PM

Test Laboratory: RIM Testing Services

### **HAC RF\_H-Field\_UMTS\_band IV\_low\_chan\_telecoil\_center**

**DUT: BlackBerry Smartphone; Type: Sample**

Communication System: WCDMA FDD IV; Communication System Band: Frequency: 1712.4 MHz; Communication System PAR: 0 dB  
Medium parameters used:  $\sigma = 0$  mho/m,  $\epsilon_r = 1$ ;  $\rho = 0$  kg/m<sup>3</sup>  
Phantom section: RF Section  
Measurement Standard: DASYS (IEEE/IEC/ANSI C63.19-2007)

DASY5 Configuration:

- Probe: H3DV6 - SN6105; ; Calibrated: 11/18/2010
- Sensor-Surface: (Fix Surface)
- Electronics: DAE3 Sn473; Calibrated: 1/21/2011
- Phantom: HAC RF Test Arch with AMCC; Type: SD HAC P01 BA;
- Measurement SW: DASYS2, Version 52.6 (2); SEMCAD X Version 14.4.4 (2829)

### **Device H-Field measurement with H3DV6 probe/H Scan - H3DV6 - 2007: 15 mm from Probe Center to the Device 2 2/Hearing Aid Compatibility Test**

**(101x101x1):** Measurement grid: dx=5mm, dy=5mm


Maximum value of peak Total field = 0.129 A/m

Probe Modulation Factor = 0.970

Device Reference Point: 0, 0, -6.3 mm

Reference Value = 0.103 A/m; Power Drift = 0.05 dB

**Hearing Aid Near-Field Category: M4 (AWF 0 dB)**

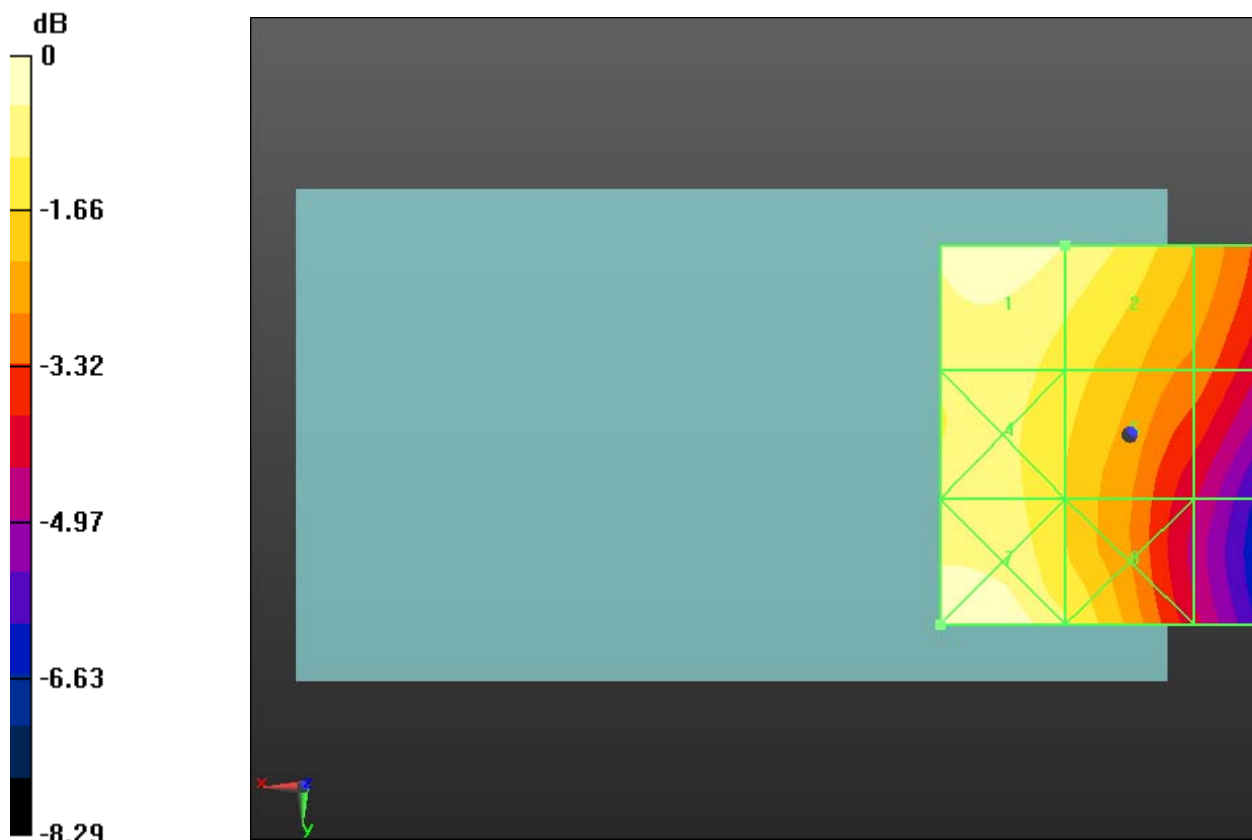
	Document <b>Annex A to Hearing Aid Compatibility RF Emissions Test Report for the BlackBerry® Smartphone model RDU71CW/RDV71UW</b>		Page <b>178 (179)</b>
	Author Data <b>Daoud Attayi</b>	Dates of Test <b>Mar. 22-23, Apr. 28, 2011</b>	Report No <b>RTS-3933-1104-55C</b> <b>RTS-2580-1106-41</b>

Peak H-field in A/m


Grid 1 <b>0.129 M4</b>	Grid 2 <b>0.122 M4</b>	Grid 3 <b>0.100 M4</b>
Grid 4 <b>0.120 M4</b>	Grid 5 <b>0.113 M4</b>	Grid 6 <b>0.096 M4</b>
Grid 7 <b>0.122 M4</b>	Grid 8 <b>0.109 M4</b>	Grid 9 <b>0.082 M4</b>

**Cursor:**

Total = 0.129 A/m  
 H Category: M4  
 Location: 17.5, -31, 8.7 mm



0 dB = 0.130A/m

	Document <b>Annex A to Hearing Aid Compatibility RF Emissions Test Report for the BlackBerry® Smartphone model RDU71CW/RDV71UW</b>		Page <b>179 (179)</b>
Author Data <b>Daoud Attayi</b>	Dates of Test <b>Mar. 22-23, Apr. 28 , 2011</b>	Report No <b>RTS-3933-1104-55C RTS-2580-1106-41</b>	FCC ID <b>L6ARDU70CW L6ARDV70UW</b>