
	Document <b>Appendix B for the BlackBerry® Smartphone Model RDU71CW SAR Report</b>			Page <b>1(108)</b>
	Author Data <b>Hang Wang</b>	Dates of Test <b>Feb 7 –May 25, 2011</b>	Test Report No <b>RTS-3933-1105-11</b>	FCC ID: <b>L6ARDU70CW</b>

**APPENDIX B: SAR DISTRIBUTION PLOTS FOR HEAD CONFIGURATION**

	Document <b>Appendix B for the BlackBerry® Smartphone Model RDU71CW SAR Report</b>			Page <b>2(108)</b>
	Author Data <b>Hang Wang</b>	Dates of Test <b>Feb 7 –May 25, 2011</b>	Test Report No <b>RTS-3933-1105-11</b>	FCC ID: <b>L6ARDU70CW</b>

Date/Time: 3/7/2011 7:35:49 PM, Date/Time: 3/7/2011 7:41:22 PM

Test Laboratory: RIM Testing Services

**RightHandSide\_EDGE850\_4\_Slots\_mid\_chan\_amb\_temp\_23.9\_liq\_tem  
p\_22.1C**

**DUT: BlackBerry Smartphone; Type: Sample ; Serial: 32D4BD0D**

Communication System: EDGE 850 (4 slots); Communication System Band: Exported from older format (data unavailable - please correct).; Frequency: 836.8 MHz; Communication System PAR: 3.18 dB

Medium parameters used (interpolated):  $f = 836.8$  MHz;  $\sigma = 0.903$  mho/m;  $\epsilon_r = 40.45$ ;  $\rho = 1000$  kg/m<sup>3</sup>

Phantom section: Right Section

Measurement Standard: DASY5 (IEEE/IEC/ANSI C63.19-2007)

DASY5 Configuration:

- Probe: ES3DV3 - SN3225; ConvF(6.47, 6.47, 6.47); Calibrated: 1/13/2011
  - Modulation Compensation: **Not calibrated**
- Sensor-Surface: 4mm (Mechanical Surface Detection)
- Electronics: DAE4 Sn881; Calibrated: 4/19/2010
- Phantom: SAM 1; Type: SAM 4.0; Serial: 1076
- Measurement SW: DASY52, Version 52.6 (2); SEMCAD X Version 14.4.4 (2829)

**Configuration/Touch position - Mid/Area Scan (51x81x1):** Measurement grid: dx=15mm, dy=15mm

[Info: Interpolated medium parameters used for SAR evaluation.](#)

Maximum value of SAR (interpolated) = 0.315 mW/g


**Configuration/Touch position - Mid/Zoom Scan (5x5x7) (5x5x7)/Cube 0:**

Measurement grid: dx=7.5mm, dy=7.5mm, dz=5mm

Reference Value = 7.077 V/m; Power Drift = 0.17 dB

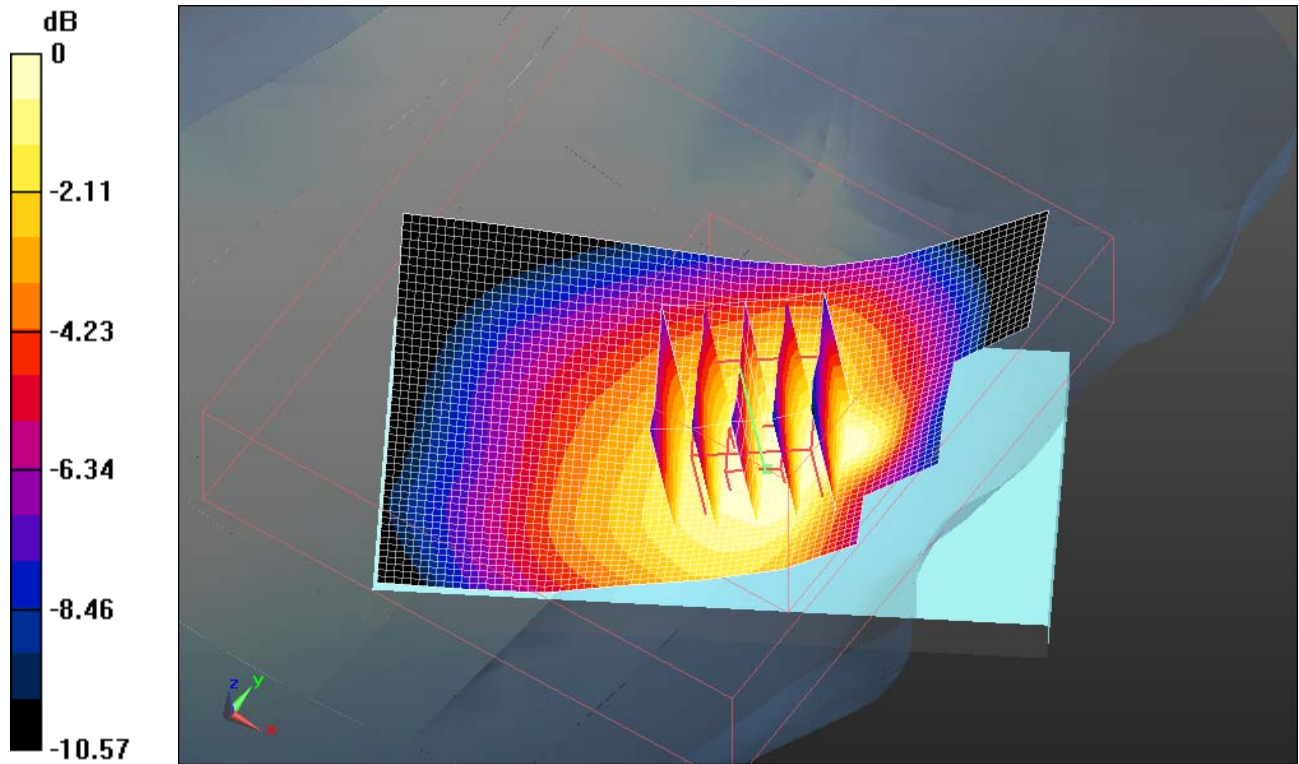
Peak SAR (extrapolated) = 0.354 W/kg

**SAR(1 g) = 0.296 mW/g; SAR(10 g) = 0.230 mW/g**


	Document <b>Appendix B for the BlackBerry® Smartphone Model RDU71CW SAR Report</b>			Page <b>3(108)</b>
	Author Data <b>Hang Wang</b>	Dates of Test <b>Feb 7 –May 25, 2011</b>	Test Report No <b>RTS-3933-1105-11</b>	FCC ID: <b>L6ARDU70CW</b>

Info: Interpolated medium parameters used for SAR evaluation.

Maximum value of SAR (measured) = 0.311 mW/g



0 dB = 0.310mW/g

	Document <b>Appendix B for the BlackBerry® Smartphone Model RDU71CW SAR Report</b>			Page <b>4(108)</b>
	Author Data <b>Hang Wang</b>	Dates of Test <b>Feb 7 –May 25, 2011</b>	Test Report No <b>RTS-3933-1105-11</b>	FCC ID: <b>L6ARDU70CW</b>

Date/Time: 3/7/2011 6:50:11 PM, Date/Time: 3/7/2011 7:01:54 PM

Test Laboratory: RIM Testing Services

## RightHandSide\_EDGE850\_3\_Slots\_mid\_chan\_amb\_temp\_24.0\_liq\_tem p\_22.2C

**DUT: BlackBerry Smartphone; Type: Sample ; Serial: 32D4BD0D**

Communication System: EDGE 850 (3 slots); Communication System Band: Exported from older format (data unavailable - please correct).; Frequency: 836.8 MHz; Communication System PAR: 3.18 dB

Medium parameters used (interpolated):  $f = 836.8$  MHz;  $\sigma = 0.903$  mho/m;  $\epsilon_r = 40.45$ ;  $\rho = 1000$  kg/m<sup>3</sup>

Phantom section: Right Section

Measurement Standard: DASYS5 (IEEE/IEC/ANSI C63.19-2007)

DASY5 Configuration:

- Probe: ES3DV3 - SN3225; ConvF(6.47, 6.47, 6.47); Calibrated: 1/13/2011
  - Modulation Compensation: **Not calibrated**
- Sensor-Surface: 4mm (Mechanical Surface Detection)
- Electronics: DAE4 Sn881; Calibrated: 4/19/2010
- Phantom: SAM 1; Type: SAM 4.0; Serial: 1076
- Measurement SW: DASYS2, Version 52.6 (2); SEMCAD X Version 14.4.4 (2829)

**Configuration/Touch position - Mid/Area Scan (51x81x1):** Measurement grid: dx=15mm, dy=15mm

[Info: Interpolated medium parameters used for SAR evaluation.](#)

Maximum value of SAR (interpolated) = 0.397 mW/g


**Configuration/Touch position - Mid/Zoom Scan (5x5x7) (5x5x7)/Cube 0:**

Measurement grid: dx=7.5mm, dy=7.5mm, dz=5mm

Reference Value = 8.296 V/m; Power Drift = 0.17 dB


Peak SAR (extrapolated) = 0.473 W/kg

**SAR(1 g) = 0.392 mW/g; SAR(10 g) = 0.302 mW/g**


	Document <b>Appendix B for the BlackBerry® Smartphone Model RDU71CW SAR Report</b>			Page <b>5(108)</b>
	Author Data <b>Hang Wang</b>	Dates of Test <b>Feb 7 –May 25, 2011</b>	Test Report No <b>RTS-3933-1105-11</b>	FCC ID: <b>L6ARDU70CW</b>

Info: Interpolated medium parameters used for SAR evaluation.

Maximum value of SAR (measured) = 0.410 mW/g



0 dB = 0.410mW/g

	Document <b>Appendix B for the BlackBerry® Smartphone Model RDU71CW SAR Report</b>			Page <b>6(108)</b>
	Author Data <b>Hang Wang</b>	Dates of Test <b>Feb 7 –May 25, 2011</b>	Test Report No <b>RTS-3933-1105-11</b>	FCC ID: <b>L6ARDU70CW</b>

Date/Time: 3/7/2011 6:08:07 PM, Date/Time: 3/7/2011 6:13:35 PM

Test Laboratory: RIM Testing Services

**RightHandSide\_EDGE850\_mid\_chan\_amb\_temp\_24.1\_liq\_temp\_22.3C**

**DUT: BlackBerry Smartphone; Type: Sample ; Serial: 32D4BD0D**

Communication System: EDGE 850 (2slots); Communication System Band: Exported from older format (data unavailable - please correct).; Frequency: 836.8

MHz; Communication System PAR: 3.18 dB

Medium parameters used (interpolated):  $f = 836.8$  MHz;  $\sigma = 0.903$  mho/m;  $\epsilon_r = 40.45$ ;  $\rho = 1000$  kg/m<sup>3</sup>

Phantom section: Right Section

Measurement Standard: DASYS (IEEE/IEC/ANSI C63.19-2007)

DASY5 Configuration:

- Probe: ES3DV3 - SN3225; ConvF(6.47, 6.47, 6.47); Calibrated: 1/13/2011
  - Modulation Compensation: **Not calibrated**
- Sensor-Surface: 4mm (Mechanical Surface Detection)
- Electronics: DAE4 Sn881; Calibrated: 4/19/2010
- Phantom: SAM 1; Type: SAM 4.0; Serial: 1076
- Measurement SW: DASY52, Version 52.6 (2); SEMCAD X Version 14.4.4 (2829)

**Configuration/Touch position - Mid/Area Scan (51x81x1):** Measurement grid: dx=15mm, dy=15mm

[Info: Interpolated medium parameters used for SAR evaluation.](#)

Maximum value of SAR (interpolated) = 0.307 mW/g

**Configuration/Touch position - Mid/Zoom Scan (5x5x7) (6x6x7)/Cube 0:**

Measurement grid: dx=7.5mm, dy=7.5mm, dz=5mm

Reference Value = 7.560 V/m; Power Drift = 0.14 dB

Peak SAR (extrapolated) = 0.362 W/kg

**SAR(1 g) = 0.305 mW/g; SAR(10 g) = 0.236 mW/g**

[Info: Interpolated medium parameters used for SAR evaluation.](#)

Maximum value of SAR (measured) = 0.312 mW/g

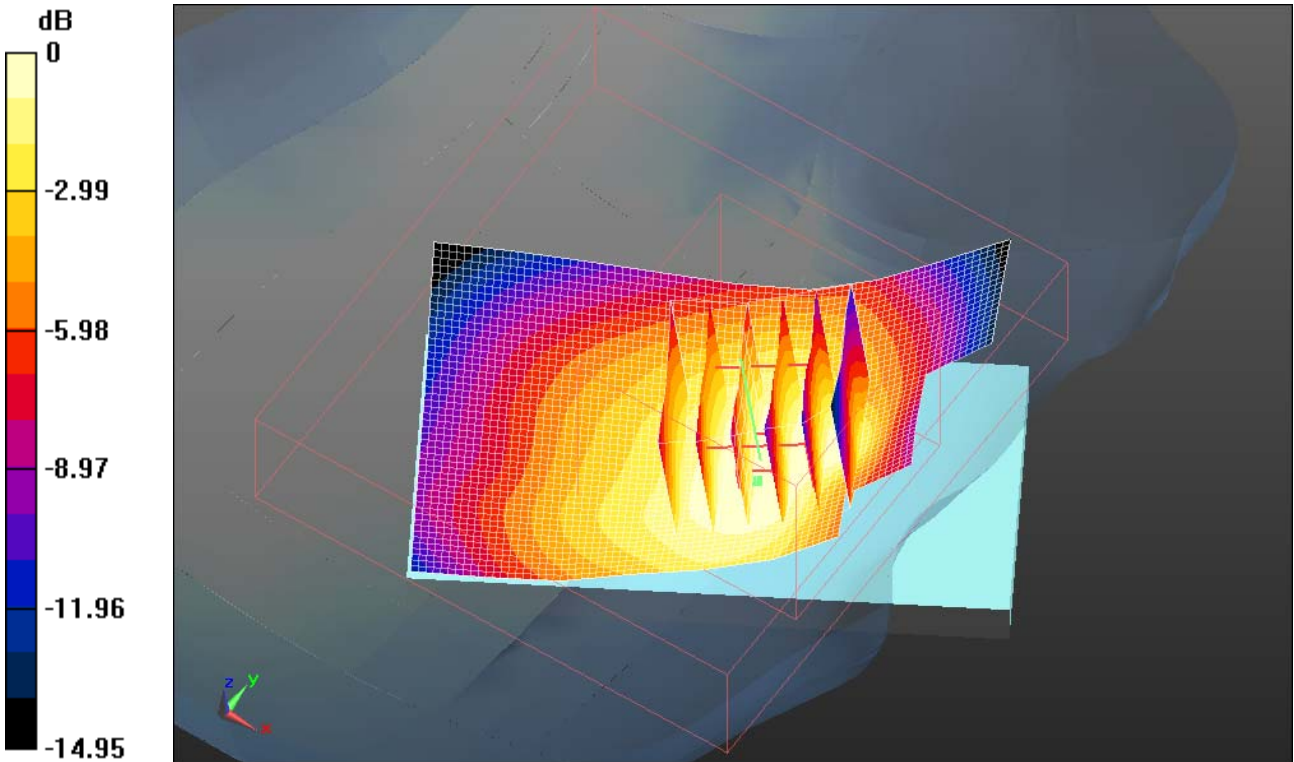
Author Data  
**Hang Wang**

Dates of Test  
**Feb 7 –May 25, 2011**


Test Report No  
**RTS-3933-1105-11**

FCC ID:  
**L6ARDU70CW**

IC ID  
**2503A-RDU70CW**



0 dB = 0.310mW/g

	Document <b>Appendix B for the BlackBerry® Smartphone Model RDU71CW SAR Report</b>			Page <b>8(108)</b>
	Author Data <b>Hang Wang</b>	Dates of Test <b>Feb 7 –May 25, 2011</b>	Test Report No <b>RTS-3933-1105-11</b>	FCC ID: <b>L6ARDU70CW</b>

Date/Time: 3/7/2011 8:09:07 PM, Date/Time: 3/7/2011 8:23:47 PM

Test Laboratory: RIM Testing Services

**RightHandSide\_Tilt\_EDGE850\_3\_Slots\_mid\_chan\_amb\_temp\_23.8\_liq\_temp\_22.1C**

**DUT: BlackBerry Smartphone; Type: Sample ; Serial: 32D4BD0D**

Communication System: EDGE 850 (3 slots); Communication System Band: Exported from older format (data unavailable - please correct).; Frequency: 836.8 MHz; Communication System PAR: 3.18 dB

Medium parameters used (interpolated):  $f = 836.8$  MHz;  $\sigma = 0.903$  mho/m;  $\epsilon_r = 40.45$ ;  $\rho = 1000$  kg/m<sup>3</sup>

Phantom section: Right Section

Measurement Standard: DASYS5 (IEEE/IEC/ANSI C63.19-2007)

DASY5 Configuration:

- Probe: ES3DV3 - SN3225; ConvF(6.47, 6.47, 6.47); Calibrated: 1/13/2011
  - Modulation Compensation: **Not calibrated**
- Sensor-Surface: 4mm (Mechanical Surface Detection)
- Electronics: DAE4 Sn881; Calibrated: 4/19/2010
- Phantom: SAM 1; Type: SAM 4.0; Serial: 1076
- Measurement SW: DASY52, Version 52.6 (2); SEMCAD X Version 14.4.4 (2829)

**Configuration/Touch position -/Area Scan (51x81x1):** Measurement grid: dx=15mm, dy=15mm

[Info: Interpolated medium parameters used for SAR evaluation.](#)

Maximum value of SAR (interpolated) = 0.322 mW/g

**Configuration/Touch position -/Zoom Scan (5x5x7) (5x5x7)/Cube 0:**


Measurement grid: dx=7.5mm, dy=7.5mm, dz=5mm

Reference Value = 13.690 V/m; Power Drift = 0.28 dB

Peak SAR (extrapolated) = 0.368 W/kg

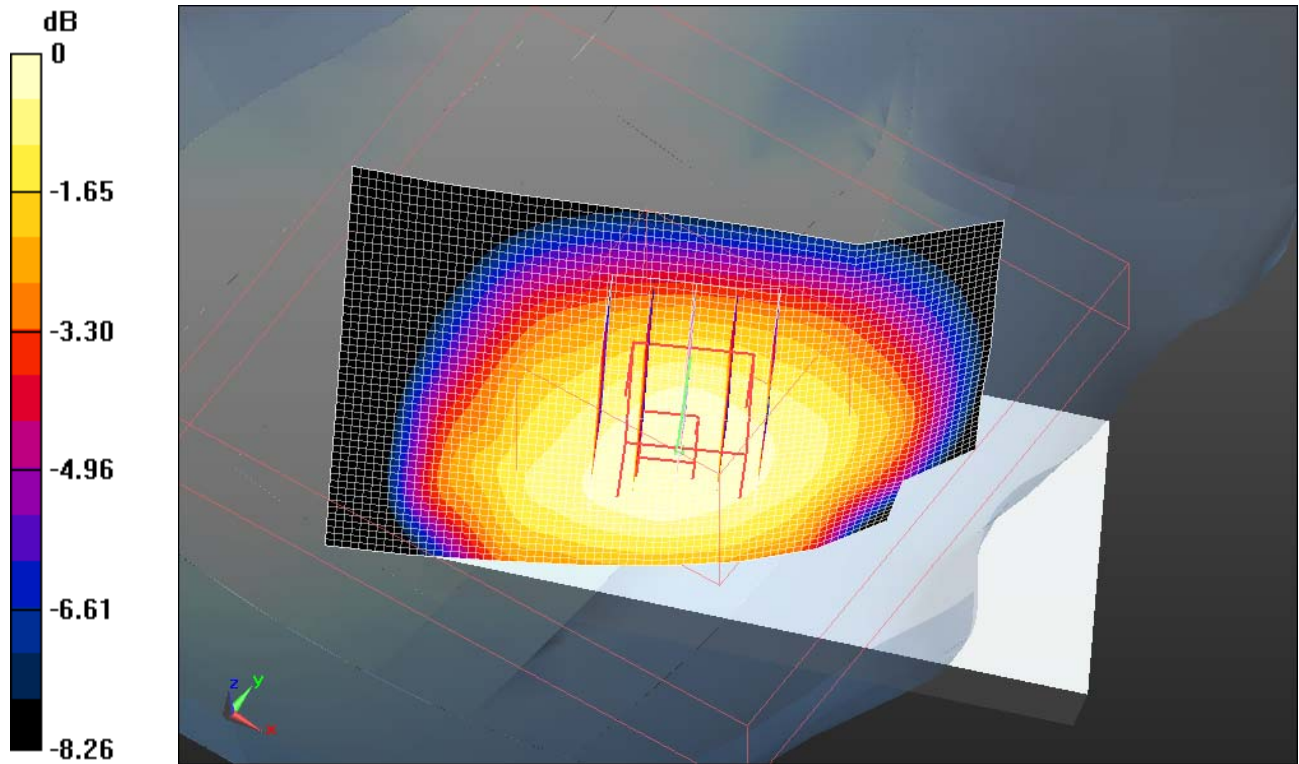
**SAR(1 g) = 0.299 mW/g; SAR(10 g) = 0.231 mW/g**




	Document <b>Appendix B for the BlackBerry® Smartphone Model RDU71CW SAR Report</b>			Page <b>9(108)</b>
	Author Data <b>Hang Wang</b>	Dates of Test <b>Feb 7 –May 25, 2011</b>	Test Report No <b>RTS-3933-1105-11</b>	FCC ID: <b>L6ARDU70CW</b>

Info: Interpolated medium parameters used for SAR evaluation.

Maximum value of SAR (measured) = 0.314 mW/g



0 dB = 0.310mW/g

	Document <b>Appendix B for the BlackBerry® Smartphone Model RDU71CW SAR Report</b>			Page <b>10(108)</b>
	Author Data <b>Hang Wang</b>	Dates of Test <b>Feb 7 –May 25, 2011</b>	Test Report No <b>RTS-3933-1105-11</b>	FCC ID: <b>L6ARDU70CW</b>

Date/Time: 3/7/2011 7:50:32 PM, Date/Time: 3/7/2011 7:55:38 PM

Test Laboratory: RIM Testing Services

## RightHandSide\_GSM850\_mid\_chan\_amb\_temp\_24.0\_liq\_temp\_22.2C

**DUT: BlackBerry Smartphone; Type: Sample ; Serial: 32D4BD0D**

Communication System: Generic GSM; Communication System Band: GSM 850 (824.0 - 849.0 MHz); Frequency: 836.6 MHz; Communication System PAR: 9.191 dB  
Medium parameters used (interpolated):  $f = 836.6$  MHz;  $\sigma = 0.902$  mho/m;  $\epsilon_r = 40.455$ ;  $\rho = 1000$  kg/m<sup>3</sup>

Phantom section: Right Section

Measurement Standard: DASYS (IEEE/IEC/ANSI C63.19-2007)

DASY5 Configuration:

- Probe: ES3DV3 - SN3225; ConvF(6.47, 6.47, 6.47); Calibrated: 1/13/2011
  - Modulation Compensation: **Not calibrated**
- Sensor-Surface: 4mm (Mechanical Surface Detection)
- Electronics: DAE4 Sn881; Calibrated: 4/19/2010
- Phantom: SAM 1; Type: SAM 4.0; Serial: 1076
- Measurement SW: DASY52, Version 52.6 (2); SEMCAD X Version 14.4.4 (2829)

**Configuration/Touch position - Mid/Area Scan (51x81x1):** Measurement grid: dx=15mm, dy=15mm

[Info: Interpolated medium parameters used for SAR evaluation.](#)

Maximum value of SAR (interpolated) = 0.368 mW/g

**Configuration/Touch position - Mid/Zoom Scan (5x5x7) (5x5x7)/Cube 0:**

Measurement grid: dx=7.5mm, dy=7.5mm, dz=5mm

Reference Value = 7.533 V/m; Power Drift = 0.32 dB

Peak SAR (extrapolated) = 0.404 W/kg

**SAR(1 g) = 0.340 mW/g; SAR(10 g) = 0.263 mW/g**

[Info: Interpolated medium parameters used for SAR evaluation.](#)

Maximum value of SAR (measured) = 0.354 mW/g

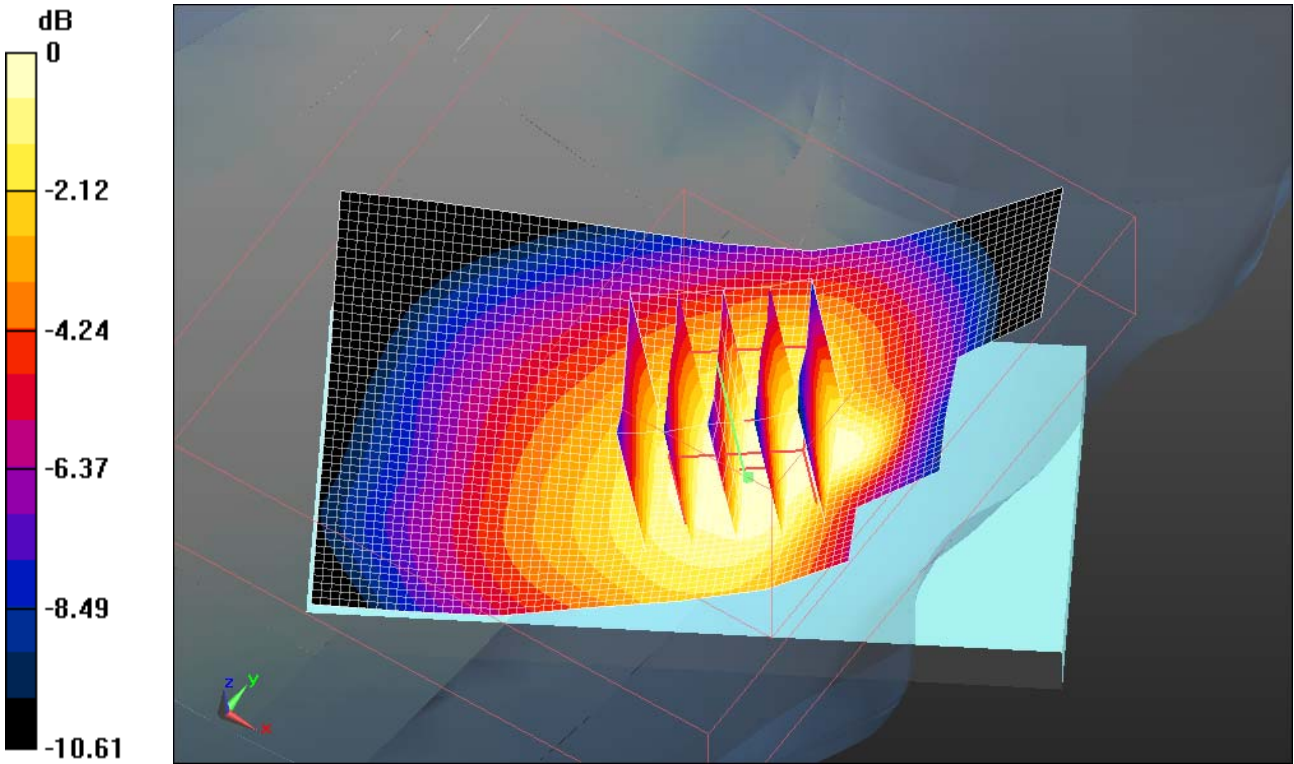
Author Data  
**Hang Wang**

Dates of Test  
**Feb 7 –May 25, 2011**


Test Report No  
**RTS-3933-1105-11**

FCC ID:  
**L6ARDU70CW**

IC ID  
**2503A-RDU70CW**



0 dB = 0.350mW/g

	Document <b>Appendix B for the BlackBerry® Smartphone Model RDU71CW SAR Report</b>			Page <b>12(108)</b>
	Author Data <b>Hang Wang</b>	Dates of Test <b>Feb 7 –May 25, 2011</b>	Test Report No <b>RTS-3933-1105-11</b>	FCC ID: <b>L6ARDU70CW</b>

Date/Time: 3/7/2011 8:40:19 PM, Date/Time: 3/7/2011 9:00:33 PM

Test Laboratory: RIM Testing Services

## LeftHandSide\_EDGE850\_3Slots\_mid\_chan\_amb\_temp\_23.8\_liq\_temp\_22.1C

**DUT: BlackBerry Smartphone; Type: Sample ; Serial: 32D4BD0D**

Communication System: EDGE 850 (3 slots); Communication System Band: Exported from older format (data unavailable - please correct).; Frequency: 836.8 MHz; Communication System PAR: 3.18 dB

Medium parameters used (interpolated):  $f = 836.8$  MHz;  $\sigma = 0.903$  mho/m;  $\epsilon_r = 40.45$ ;  $\rho = 1000$  kg/m<sup>3</sup>

Phantom section: Left Section

Measurement Standard: DASYS5 (IEEE/IEC/ANSI C63.19-2007)

DASY5 Configuration:

- Probe: ES3DV3 - SN3225; ConvF(6.47, 6.47, 6.47); Calibrated: 1/13/2011
  - Modulation Compensation: **Not calibrated**
- Sensor-Surface: 4mm (Mechanical Surface Detection)
- Electronics: DAE4 Sn881; Calibrated: 4/19/2010
- Phantom: SAM 1; Type: SAM 4.0; Serial: 1076
- Measurement SW: DASYS2, Version 52.6 (2); SEMCAD X Version 14.4.4 (2829)

**Configuration/Touch position -/Area Scan (61x81x1):** Measurement grid: dx=15mm, dy=15mm

[Info: Interpolated medium parameters used for SAR evaluation.](#)

Maximum value of SAR (interpolated) = 0.476 mW/g


**Configuration/Touch position -/Zoom Scan (5x5x7) (5x6x7)/Cube 0:**

Measurement grid: dx=7.5mm, dy=7.5mm, dz=5mm

Reference Value = 7.747 V/m; Power Drift = -0.17 dB


Peak SAR (extrapolated) = 0.582 W/kg

**SAR(1 g) = 0.412 mW/g; SAR(10 g) = 0.313 mW/g**


	Document <b>Appendix B for the BlackBerry® Smartphone Model RDU71CW SAR Report</b>			Page <b>13(108)</b>
	Author Data <b>Hang Wang</b>	Dates of Test <b>Feb 7 –May 25, 2011</b>	Test Report No <b>RTS-3933-1105-11</b>	FCC ID: <b>L6ARDU70CW</b>

Info: Interpolated medium parameters used for SAR evaluation.

Maximum value of SAR (measured) = 0.428 mW/g



0 dB = 0.430mW/g

	Document <b>Appendix B for the BlackBerry® Smartphone Model RDU71CW SAR Report</b>			Page <b>14(108)</b>
	Author Data <b>Hang Wang</b>	Dates of Test <b>Feb 7 –May 25, 2011</b>	Test Report No <b>RTS-3933-1105-11</b>	FCC ID: <b>L6ARDU70CW</b>

Date/Time: 3/7/2011 9:11:39 PM, Date/Time: 3/7/2011 9:17:55 PM

Test Laboratory: RIM Testing Services

**LeftHandSide\_Tilt\_EDGE850\_3\_Slots\_mid\_chan\_amb\_temp\_23.6\_liq\_tem  
mp\_22.0C**

**DUT: BlackBerry Smartphone; Type: Sample ; Serial: 32D4BD0D**

Communication System: EDGE 850 (3 slots); Communication System Band: Exported from older format (data unavailable - please correct).; Frequency: 836.8 MHz; Communication System PAR: 3.18 dB

Medium parameters used (interpolated):  $f = 836.8$  MHz;  $\sigma = 0.903$  mho/m;  $\epsilon_r = 40.45$ ;  $\rho = 1000$  kg/m<sup>3</sup>

Phantom section: Left Section

Measurement Standard: DASYS5 (IEEE/IEC/ANSI C63.19-2007)

DASY5 Configuration:

- Probe: ES3DV3 - SN3225; ConvF(6.47, 6.47, 6.47); Calibrated: 1/13/2011
  - Modulation Compensation: **Not calibrated**
- Sensor-Surface: 4mm (Mechanical Surface Detection)
- Electronics: DAE4 Sn881; Calibrated: 4/19/2010
- Phantom: SAM 1; Type: SAM 4.0; Serial: 1076
- Measurement SW: DASYS2, Version 52.6 (2); SEMCAD X Version 14.4.4 (2829)

**Configuration/Touch position -/Area Scan (61x81x1):** Measurement grid: dx=15mm, dy=15mm

[Info: Interpolated medium parameters used for SAR evaluation.](#)

Maximum value of SAR (interpolated) = 0.299 mW/g


**Configuration/Touch position -/Zoom Scan (5x5x7) (5x5x7)/Cube 0:**

Measurement grid: dx=7.5mm, dy=7.5mm, dz=5mm

Reference Value = 13.973 V/m; Power Drift = -0.14 dB


Peak SAR (extrapolated) = 0.348 W/kg

**SAR(1 g) = 0.280 mW/g; SAR(10 g) = 0.216 mW/g**


	Document <b>Appendix B for the BlackBerry® Smartphone Model RDU71CW SAR Report</b>			Page <b>15(108)</b>
	Author Data <b>Hang Wang</b>	Dates of Test <b>Feb 7 –May 25, 2011</b>	Test Report No <b>RTS-3933-1105-11</b>	FCC ID: <b>L6ARDU70CW</b>

Info: Interpolated medium parameters used for SAR evaluation.

Maximum value of SAR (measured) = 0.299 mW/g



0 dB = 0.300mW/g

	Document <b>Appendix B for the BlackBerry® Smartphone Model RDU71CW SAR Report</b>			Page <b>16(108)</b>
	Author Data <b>Hang Wang</b>	Dates of Test <b>Feb 7 –May 25, 2011</b>	Test Report No <b>RTS-3933-1105-11</b>	FCC ID: <b>L6ARDU70CW</b>

Date/Time: 4/20/2011 5:16:20 PM, Date/Time: 4/20/2011 5:21:58 PM

Test Laboratory: RIM Testing Services

**RightHandSide\_EDGE850\_3\_Slots\_mid\_chan\_amb\_temp\_23.5\_liq\_tem  
p\_22.3C**

**DUT: BlackBerry Smartphone; Type: Sample ; Serial: 32E46EDD**

Communication System: EDGE 850 (3 slots); Communication System Band: Exported from older format (data unavailable - please correct).; Frequency: 836.8 MHz; Communication System PAR: 4.472 dB

Medium parameters used (interpolated):  $f = 836.8$  MHz;  $\sigma = 0.876$  mho/m;  $\epsilon_r = 40.05$ ;  $\rho = 1000$  kg/m<sup>3</sup>

Phantom section: Right Section

Measurement Standard: DASY5 (IEEE/IEC/ANSI C63.19-2007)

DASY5 Configuration:

- Probe: ES3DV3 - SN3225; ConvF(6.47, 6.47, 6.47); Calibrated: 1/13/2011
  - Modulation Compensation: **Not calibrated**
- Sensor-Surface: 4mm (Mechanical Surface Detection)
- Electronics: DAE3 Sn473; Calibrated: 1/21/2011
- Phantom: SAM 1; Type: SAM 4.0; Serial: 1076
- Measurement SW: DASY52, Version 52.6 (2); SEMCAD X Version 14.4.4 (2829)

**Configuration/Touch position -/Area Scan (51x81x1):** Measurement grid: dx=15mm, dy=15mm

[Info: Interpolated medium parameters used for SAR evaluation.](#)

Maximum value of SAR (interpolated) = 0.420 mW/g

**Configuration/Touch position -/Zoom Scan (5x5x7) (6x6x7)/Cube 0:**


Measurement grid: dx=7.5mm, dy=7.5mm, dz=5mm

Reference Value = 9.362 V/m; Power Drift = 0.75 dB

Peak SAR (extrapolated) = 0.839 W/kg

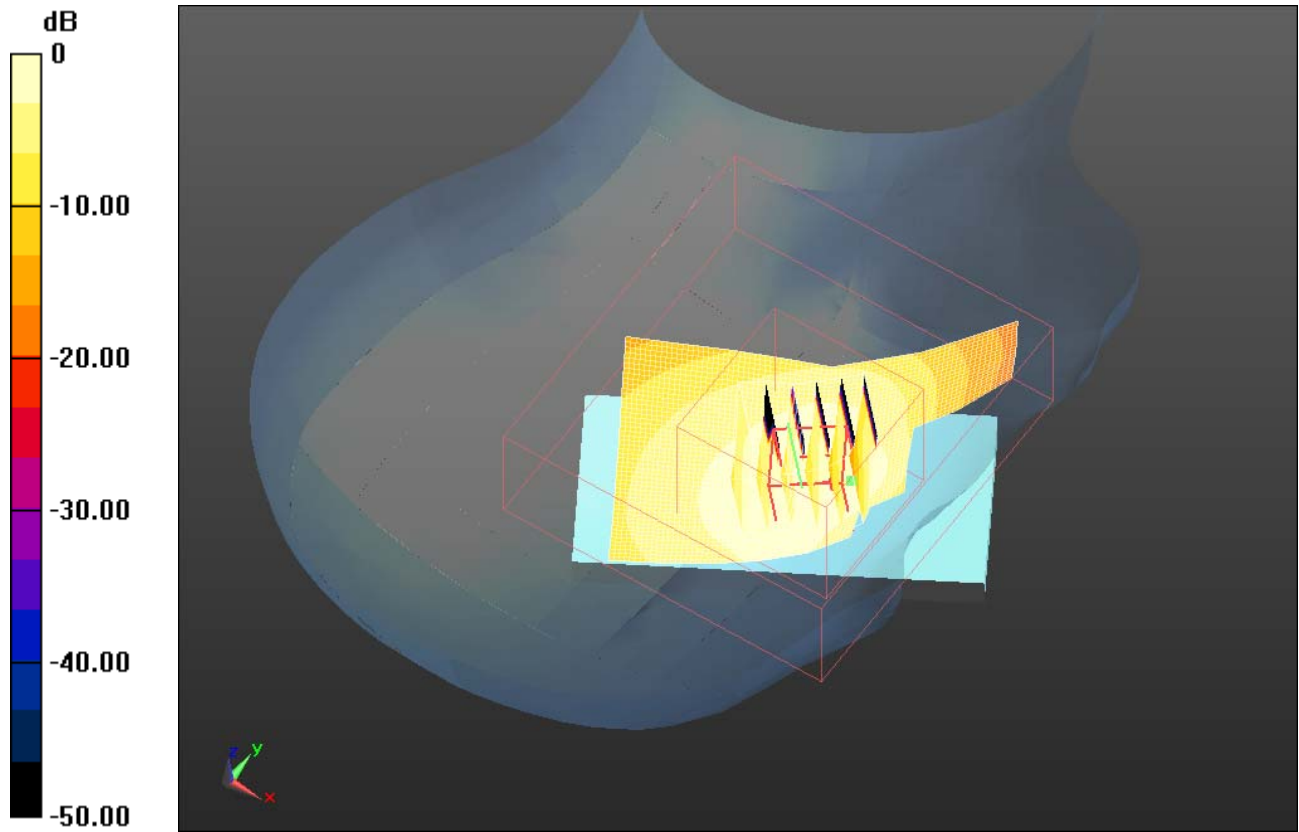
**SAR(1 g) = 0.507 mW/g; SAR(10 g) = 0.317 mW/g**




	Document <b>Appendix B for the BlackBerry® Smartphone Model RDU71CW SAR Report</b>			Page <b>17(108)</b>
	Author Data <b>Hang Wang</b>	Dates of Test <b>Feb 7 –May 25, 2011</b>	Test Report No <b>RTS-3933-1105-11</b>	FCC ID: <b>L6ARDU70CW</b>

Info: Interpolated medium parameters used for SAR evaluation.

Maximum value of SAR (measured) = 0.418 mW/g



0 dB = 0.420mW/g

	Document <b>Appendix B for the BlackBerry® Smartphone Model RDU71CW SAR Report</b>			Page <b>18(108)</b>
	Author Data <b>Hang Wang</b>	Dates of Test <b>Feb 7 –May 25, 2011</b>	Test Report No <b>RTS-3933-1105-11</b>	FCC ID: <b>L6ARDU70CW</b>

Date/Time: 4/20/2011 6:02:14 PM, Date/Time: 4/20/2011 6:08:01 PM

Test Laboratory: RIM Testing Services

## LeftHandSide\_EDGE850\_3\_Slots\_mid\_chan\_amb\_temp\_23.6\_liq\_temp\_22.2C

**DUT: BlackBerry Smartphone; Type: Sample ; Serial: 32E46EDD**

Communication System: EDGE 850 (3 slots); Communication System Band: Exported from older format (data unavailable - please correct).; Frequency: 836.8 MHz; Communication System PAR: 4.472 dB

Medium parameters used (interpolated):  $f = 836.8$  MHz;  $\sigma = 0.876$  mho/m;  $\epsilon_r = 40.05$ ;  $\rho = 1000$  kg/m<sup>3</sup>

Phantom section: Left Section

Measurement Standard: DASYS5 (IEEE/IEC/ANSI C63.19-2007)

DASY5 Configuration:

- Probe: ES3DV3 - SN3225; ConvF(6.47, 6.47, 6.47); Calibrated: 1/13/2011
  - Modulation Compensation: **Not calibrated**
- Sensor-Surface: 4mm (Mechanical Surface Detection)
- Electronics: DAE3 Sn473; Calibrated: 1/21/2011
- Phantom: SAM 1; Type: SAM 4.0; Serial: 1076
- Measurement SW: DASY52, Version 52.6 (2); SEMCAD X Version 14.4.4 (2829)

**Configuration/Touch position -/Area Scan (61x81x1):** Measurement grid: dx=15mm, dy=15mm

[Info: Interpolated medium parameters used for SAR evaluation.](#)

Maximum value of SAR (interpolated) = 0.385 mW/g


**Configuration/Touch position -/Zoom Scan (5x5x7) (6x7x7)/Cube 0:**

Measurement grid: dx=7.5mm, dy=7.5mm, dz=5mm

Reference Value = 8.806 V/m; Power Drift = 0.57 dB


Peak SAR (extrapolated) = 0.664 W/kg

**SAR(1 g) = 0.391 mW/g; SAR(10 g) = 0.298 mW/g**


	Document <b>Appendix B for the BlackBerry® Smartphone Model RDU71CW SAR Report</b>			Page <b>19(108)</b>
	Author Data <b>Hang Wang</b>	Dates of Test <b>Feb 7 –May 25, 2011</b>	Test Report No <b>RTS-3933-1105-11</b>	FCC ID: <b>L6ARDU70CW</b>

Info: Interpolated medium parameters used for SAR evaluation.

Maximum value of SAR (measured) = 0.411 mW/g



0 dB = 0.410mW/g

	Document <b>Appendix B for the BlackBerry® Smartphone Model RDU71CW SAR Report</b>			Page <b>20(108)</b>
	Author Data <b>Hang Wang</b>	Dates of Test <b>Feb 7 –May 25, 2011</b>	Test Report No <b>RTS-3933-1105-11</b>	FCC ID: <b>L6ARDU70CW</b>

Date/Time: 2/7/2011 7:43:03 PM

Test Laboratory: RIM Testing Services

## RightHandSide\_CDMA800\_mid\_chan\_amb\_temp\_23.5\_liq\_temp\_22.2C

**DUT: BlackBerry Smartphone; Type: Sample ; Serial: 32D4BD0D**

Communication System: CDMA 800; Frequency: 836.52 MHz; Duty Cycle: 1:1  
Medium parameters used (interpolated):  $f = 836.52$  MHz;  $\sigma = 0.904$  mho/m;  $\epsilon_r = 42.1$ ;  $\rho = 1000$  kg/m<sup>3</sup>  
Phantom section: Right Section

DASY4 Configuration:

- Probe: ET3DV6 - SN1643; ConvF(6.01, 6.01, 6.01); Calibrated: 3/9/2010
- Sensor-Surface: 4mm (Mechanical Surface Detection)
- Electronics: DAE3 Sn472; Calibrated: 5/17/2010
- Phantom: SAM 1; Type: SAM 4.0; Serial: 1076
- Measurement SW: DASY4, V4.7 Build 80; Postprocessing SW: SEMCAD, V1.8 Build 186

**Touch position - Mid/Area Scan (51x81x1):** Measurement grid: dx=15mm, dy=15mm

[Info: Interpolated medium parameters used for SAR evaluation.](#)

Maximum value of SAR (interpolated) = 0.601 mW/g

**Touch position - Mid/Zoom Scan (5x5x7) (5x5x7)/Cube 0:** Measurement grid:

dx=7.5mm, dy=7.5mm, dz=5mm

Reference Value = 9.45 V/m; Power Drift = -0.245 dB

Peak SAR (extrapolated) = 0.610 W/kg

**SAR(1 g) = 0.537 mW/g; SAR(10 g) = 0.400 mW/g**

[Info: Interpolated medium parameters used for SAR evaluation.](#)

Maximum value of SAR (measured) = 0.573 mW/g

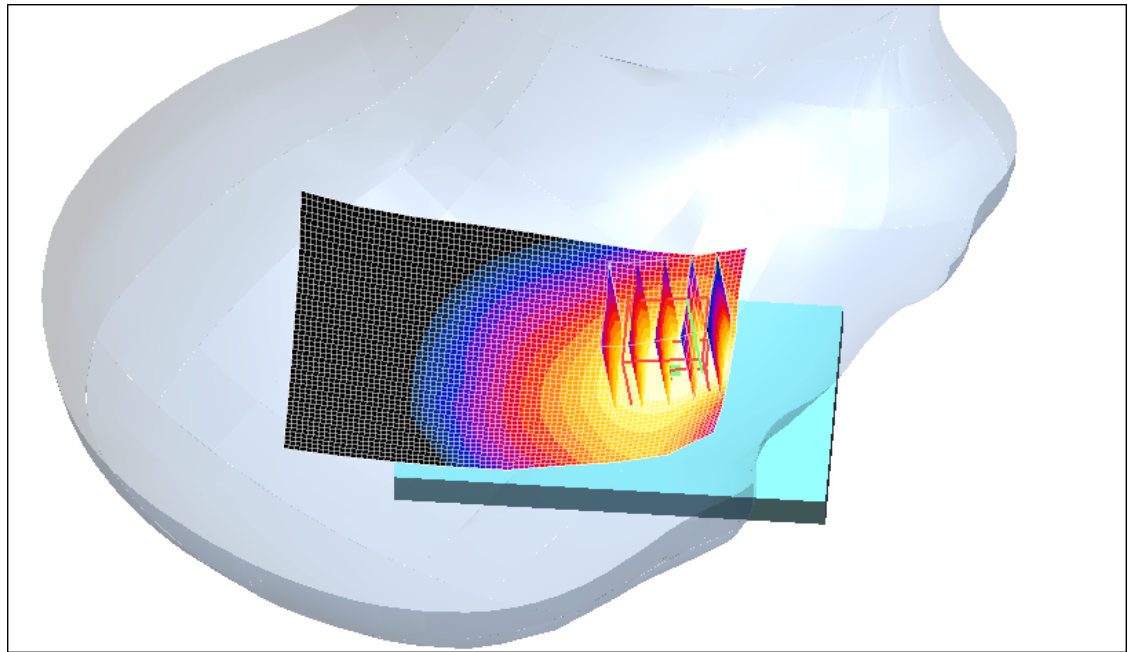
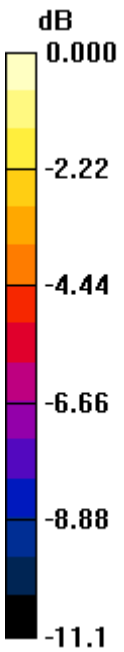
Author Data  
**Hang Wang**

Dates of Test  
**Feb 7 –May 25, 2011**


Test Report No  
**RTS-3933-1105-11**

FCC ID:  
**L6ARDU70CW**

IC ID  
**2503A-RDU70CW**



0 dB = 0.573mW/g

	Document <b>Appendix B for the BlackBerry® Smartphone Model RDU71CW SAR Report</b>			Page <b>22(108)</b>
	Author Data <b>Hang Wang</b>	Dates of Test <b>Feb 7 –May 25, 2011</b>	Test Report No <b>RTS-3933-1105-11</b>	FCC ID: <b>L6ARDU70CW</b>

Date/Time: 2/7/2011 7:58:41 PM

Test Laboratory: RIM Testing Services

**RightHandSide\_Tilt\_CDMA800\_mid\_chan\_amb\_temp\_23.5\_liq\_temp\_22  
.2C**

**DUT: BlackBerry Smartphone; Type: Sample ; Serial: 32D4BD0D**

Communication System: CDMA 800; Frequency: 836.52 MHz; Duty Cycle: 1:1  
Medium parameters used (interpolated):  $f = 836.52$  MHz;  $\sigma = 0.904$  mho/m;  $\epsilon_r = 42.1$ ;  $\rho = 1000$  kg/m<sup>3</sup>  
Phantom section: Right Section

DASY4 Configuration:

- Probe: ET3DV6 - SN1643; ConvF(6.01, 6.01, 6.01); Calibrated: 3/9/2010
- Sensor-Surface: 4mm (Mechanical Surface Detection)
- Electronics: DAE3 Sn472; Calibrated: 5/17/2010
- Phantom: SAM 1; Type: SAM 4.0; Serial: 1076
- Measurement SW: DASY4, V4.7 Build 80; Postprocessing SW: SEMCAD, V1.8 Build 186

**Touch position - Mid/Area Scan (51x81x1):** Measurement grid: dx=15mm, dy=15mm

[Info: Interpolated medium parameters used for SAR evaluation.](#)

Maximum value of SAR (interpolated) = 0.363 mW/g

**Touch position - Mid/Zoom Scan (5x5x7) (5x5x7)/Cube 0:** Measurement grid: dx=7.5mm, dy=7.5mm, dz=5mm

Reference Value = 15.9 V/m; Power Drift = 0.046 dB

Peak SAR (extrapolated) = 0.415 W/kg

**SAR(1 g) = 0.350 mW/g; SAR(10 g) = 0.276 mW/g**

[Info: Interpolated medium parameters used for SAR evaluation.](#)

Maximum value of SAR (measured) = 0.368 mW/g

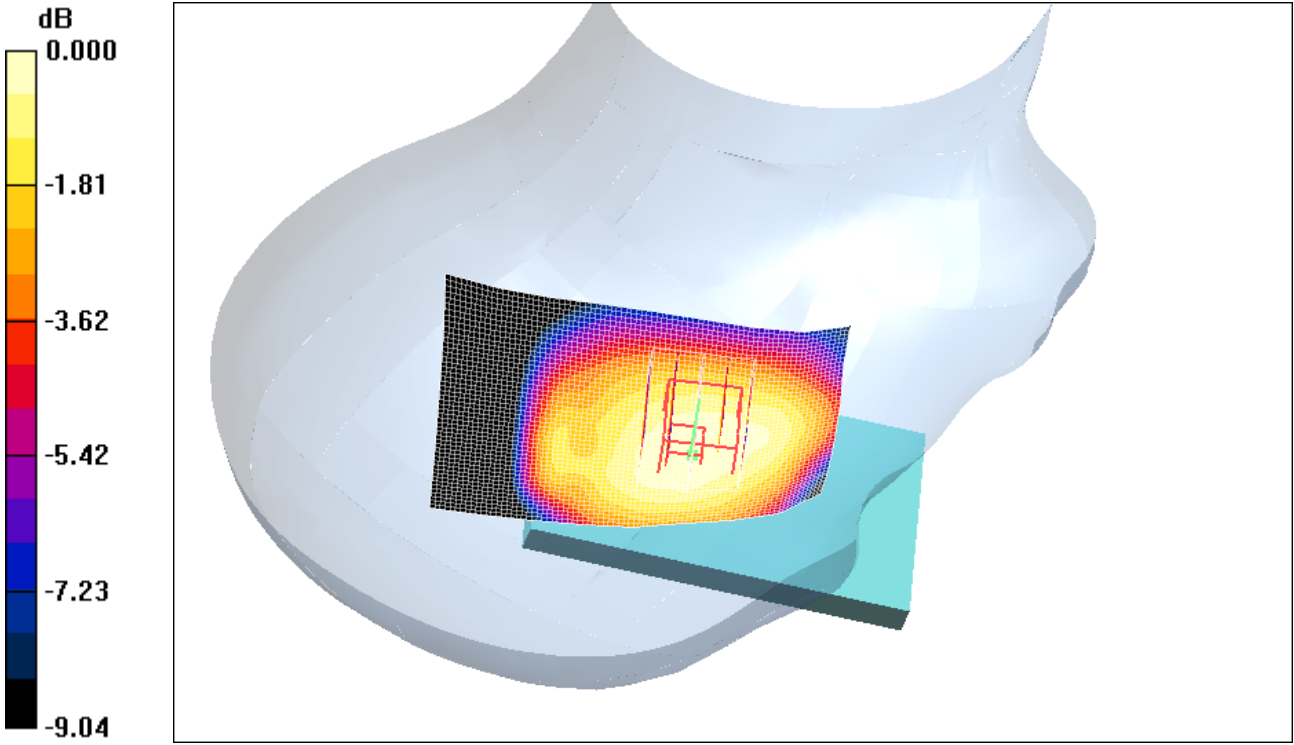
Author Data  
**Hang Wang**

Dates of Test  
**Feb 7 –May 25, 2011**


Test Report No  
**RTS-3933-1105-11**

FCC ID:  
**L6ARDU70CW**

IC ID  
**2503A-RDU70CW**



0 dB = 0.368mW/g

	Document <b>Appendix B for the BlackBerry® Smartphone Model RDU71CW SAR Report</b>			Page <b>24(108)</b>
	Author Data <b>Hang Wang</b>	Dates of Test <b>Feb 7 –May 25, 2011</b>	Test Report No <b>RTS-3933-1105-11</b>	FCC ID: <b>L6ARDU70CW</b>

Date/Time: 2/7/2011 8:13:46 PM

Test Laboratory: RIM Testing Services

## LeftHandSide\_CDMA800\_mid\_chan\_amb\_temp\_23.4\_liq\_temp\_22.1C

**DUT: BlackBerry Smartphone; Type: Sample ; Serial: 32D4BD0D**

Communication System: CDMA 800; Frequency: 836.52 MHz; Duty Cycle: 1:1  
Medium parameters used (interpolated):  $f = 836.52$  MHz;  $\sigma = 0.904$  mho/m;  $\epsilon_r = 42.1$ ;  $\rho = 1000$  kg/m<sup>3</sup>  
Phantom section: Left Section

DASY4 Configuration:

- Probe: ET3DV6 - SN1643; ConvF(6.01, 6.01, 6.01); Calibrated: 3/9/2010
- Sensor-Surface: 4mm (Mechanical Surface Detection)
- Electronics: DAE3 Sn472; Calibrated: 5/17/2010
- Phantom: SAM 1; Type: SAM 4.0; Serial: 1076
- Measurement SW: DASY4, V4.7 Build 80; Postprocessing SW: SEMCAD, V1.8 Build 186

**Touch position -/Area Scan (51x81x1):** Measurement grid: dx=15mm, dy=15mm

[Info: Interpolated medium parameters used for SAR evaluation.](#)

Maximum value of SAR (interpolated) = 0.723 mW/g

**Touch position -/Zoom Scan (5x5x7) (5x5x7)/Cube 0:** Measurement grid:

dx=7.5mm, dy=7.5mm, dz=5mm

Reference Value = 8.62 V/m; Power Drift = -0.232 dB

Peak SAR (extrapolated) = 0.632 W/kg

**SAR(1 g) = 0.494 mW/g; SAR(10 g) = 0.353 mW/g**

[Info: Interpolated medium parameters used for SAR evaluation.](#)

Maximum value of SAR (measured) = 0.537 mW/g




Author Data  
**Hang Wang**

Dates of Test  
**Feb 7 –May 25, 2011**


Test Report No  
**RTS-3933-1105-11**

FCC ID:  
**L6ARDU70CW**

IC ID  
**2503A-RDU70CW**



0 dB = 0.537mW/g

	Document			Page
	<b>Appendix B for the BlackBerry® Smartphone Model RDU71CW SAR Report</b>			<b>26(108)</b>
Author Data	Dates of Test	Test Report No	FCC ID:	IC ID
<b>Hang Wang</b>	<b>Feb 7 –May 25, 2011</b>	<b>RTS-3933-1105-11</b>	<b>L6ARDU70CW</b>	<b>2503A-RDU70CW</b>

Date/Time: 2/7/2011 8:31:02 PM

Test Laboratory: RIM Testing Services

**LeftHandSide\_Tilt\_CDMA800\_mid\_chan\_amb\_temp\_23.2\_liq\_temp\_22.0C**

**DUT: BlackBerry Smartphone; Type: Sample ; Serial: 32D4BD0D**

Communication System: CDMA 800; Frequency: 836.52 MHz; Duty Cycle: 1:1  
Medium parameters used (interpolated):  $f = 836.52$  MHz;  $\sigma = 0.904$  mho/m;  $\epsilon_r = 42.1$ ;  $\rho = 1000$  kg/m<sup>3</sup>  
Phantom section: Left Section

DASY4 Configuration:

- Probe: ET3DV6 - SN1643; ConvF(6.01, 6.01, 6.01); Calibrated: 3/9/2010
- Sensor-Surface: 4mm (Mechanical Surface Detection)
- Electronics: DAE3 Sn472; Calibrated: 5/17/2010
- Phantom: SAM 1; Type: SAM 4.0; Serial: 1076
- Measurement SW: DASY4, V4.7 Build 80; Postprocessing SW: SEMCAD, V1.8 Build 186

**Touch position -/Area Scan (51x81x1):** Measurement grid: dx=15mm, dy=15mm

[Info: Interpolated medium parameters used for SAR evaluation.](#)

Maximum value of SAR (interpolated) = 0.345 mW/g

**Touch position -/Zoom Scan (5x5x7) (5x5x7)/Cube 0:** Measurement grid:  
dx=7.5mm, dy=7.5mm, dz=5mm

Reference Value = 15.2 V/m; Power Drift = 0.046 dB

Peak SAR (extrapolated) = 0.385 W/kg

**SAR(1 g) = 0.327 mW/g; SAR(10 g) = 0.258 mW/g**

[Info: Interpolated medium parameters used for SAR evaluation.](#)

Maximum value of SAR (measured) = 0.343 mW/g


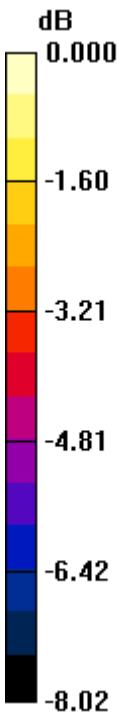
Author Data  
**Hang Wang**

Dates of Test  
**Feb 7 –May 25, 2011**


Test Report No  
**RTS-3933-1105-11**

FCC ID:  
**L6ARDU70CW**

IC ID  
**2503A-RDU70CW**



0 dB = 0.343mW/g

	Document <b>Appendix B for the BlackBerry® Smartphone Model RDU71CW SAR Report</b>			Page <b>28(108)</b>
	Author Data <b>Hang Wang</b>	Dates of Test <b>Feb 7 –May 25, 2011</b>	Test Report No <b>RTS-3933-1105-11</b>	FCC ID: <b>L6ARDU70CW</b>

Date/Time: 4/19/2011 12:19:39 AM, Date/Time: 4/19/2011 12:24:58 AM

Test Laboratory: RIM Testing Services

**RightHandSide\_CDMA1900\_low\_chan\_amb\_temp\_23.0\_liq\_temp\_21.9**

**C**

**DUT: BlackBerry Smartphone; Type: Sample ; Serial: 32D4BD0D**

Communication System: CDMA 1900; Communication System Band: Exported from older format (data unavailable - please correct).; Frequency: 1851.25

MHz; Communication System PAR: 0 dB

Medium parameters used (interpolated):  $f = 1851.25$  MHz;  $\sigma = 1.304$  mho/m;  $\epsilon_r = 38.352$ ;  $\rho = 1000$  kg/m<sup>3</sup>

Phantom section: Right Section

Measurement Standard: DASY5 (IEEE/IEC/ANSI C63.19-2007)

DASY5 Configuration:

- Probe: ES3DV3 - SN3225; ConvF(5.26, 5.26, 5.26); Calibrated: 1/13/2011
  - Modulation Compensation: **Not calibrated**
- Sensor-Surface: 4mm (Mechanical Surface Detection)
- Electronics: DAE3 Sn473; Calibrated: 1/21/2011
- Phantom: SAM 1; Type: SAM 4.0; Serial: 1076
- Measurement SW: DASY52, Version 52.6 (2); SEMCAD X Version 14.4.4 (2829)

**Configuration/Touch position -/Area Scan (51x81x1):** Measurement grid: dx=15mm, dy=15mm

[Info: Interpolated medium parameters used for SAR evaluation.](#)

Maximum value of SAR (interpolated) = 1.188 mW/g


**Configuration/Touch position -/Zoom Scan (5x5x7) (6x6x7)/Cube 0:**

Measurement grid: dx=7.5mm, dy=7.5mm, dz=5mm

Reference Value = 11.464 V/m; Power Drift = -0.07 dB

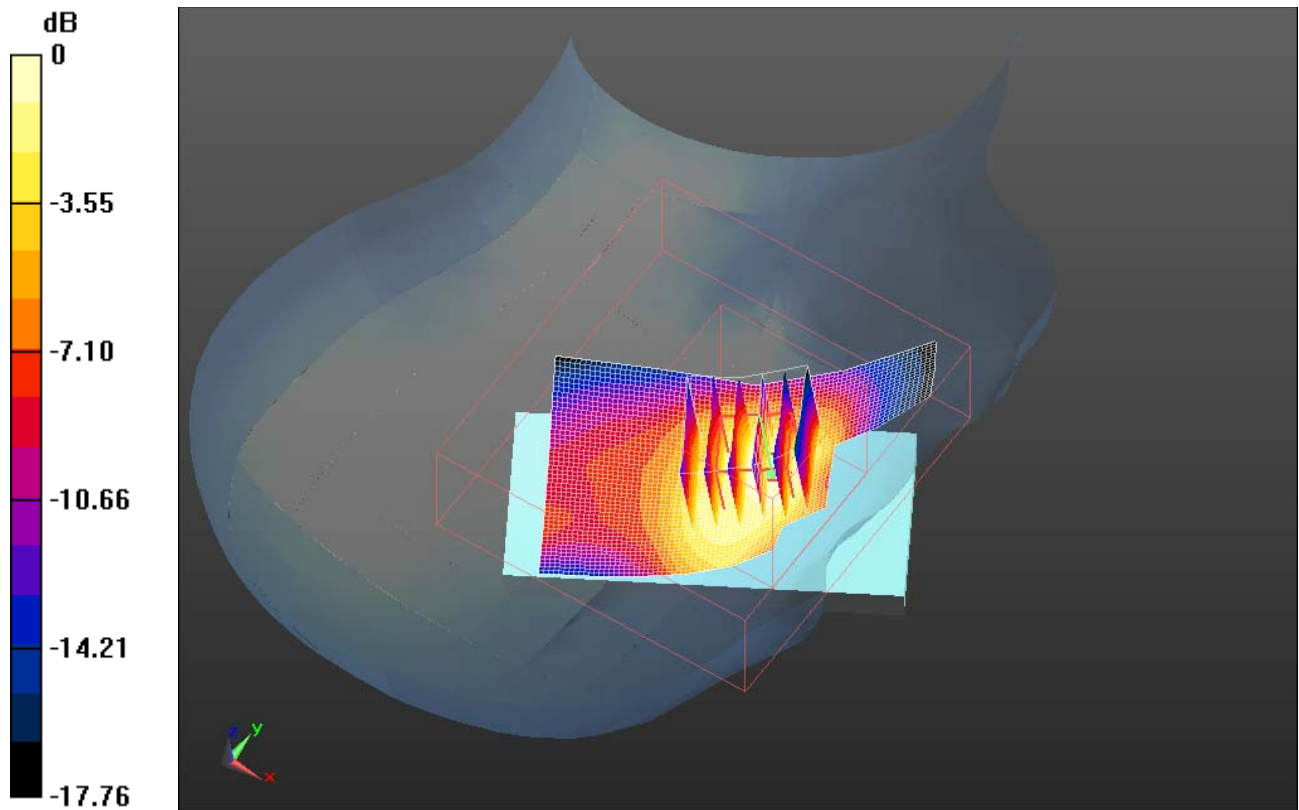
Peak SAR (extrapolated) = 1.564 W/kg

**SAR(1 g) = 1.1 mW/g; SAR(10 g) = 0.689 mW/g**


	Document <b>Appendix B for the BlackBerry® Smartphone Model RDU71CW SAR Report</b>			Page <b>29(108)</b>
	Author Data <b>Hang Wang</b>	Dates of Test <b>Feb 7 –May 25, 2011</b>	Test Report No <b>RTS-3933-1105-11</b>	FCC ID: <b>L6ARDU70CW</b>

Info: Interpolated medium parameters used for SAR evaluation.

Maximum value of SAR (measured) = 1.182 mW/g



0 dB = 1.180mW/g

	Document <b>Appendix B for the BlackBerry® Smartphone Model RDU71CW SAR Report</b>			Page <b>30(108)</b>
	Author Data <b>Hang Wang</b>	Dates of Test <b>Feb 7 –May 25, 2011</b>	Test Report No <b>RTS-3933-1105-11</b>	FCC ID: <b>L6ARDU70CW</b>

Date/Time: 4/19/2011 12:05:54 AM, Date/Time: 4/19/2011 12:11:13 AM

Test Laboratory: RIM Testing Services

**RightHandSide\_CDMA1900\_mid\_chan\_amb\_temp\_23.1\_liq\_temp\_22.0**

**C**

**DUT: BlackBerry Smartphone; Type: Sample ; Serial: 32D4BD0D**

Communication System: CDMA 1900; Communication System Band: Exported from older format (data unavailable - please correct).; Frequency: 1880 MHz; Communication System PAR: 0 dB

Medium parameters used:  $f = 1880$  MHz;  $\sigma = 1.344$  mho/m;  $\epsilon_r = 38.254$ ;  $\rho = 1000$  kg/m<sup>3</sup>

Phantom section: Right Section

Measurement Standard: DASYS (IEEE/IEC/ANSI C63.19-2007)

DASY5 Configuration:

- Probe: ES3DV3 - SN3225; ConvF(5.26, 5.26, 5.26); Calibrated: 1/13/2011
  - Modulation Compensation: **Not calibrated**
- Sensor-Surface: 4mm (Mechanical Surface Detection)
- Electronics: DAE3 Sn473; Calibrated: 1/21/2011
- Phantom: SAM 1; Type: SAM 4.0; Serial: 1076
- Measurement SW: DASY52, Version 52.6 (2); SEMCAD X Version 14.4.4 (2829)

**Configuration/Touch position -/Area Scan (51x81x1):** Measurement grid:

dx=15mm, dy=15mm

Maximum value of SAR (interpolated) = 1.283 mW/g

**Configuration/Touch position -/Zoom Scan (5x5x7) (5x5x7)/Cube 0:**

Measurement grid: dx=7.5mm, dy=7.5mm, dz=5mm

Reference Value = 11.474 V/m; Power Drift = -0.17 dB

Peak SAR (extrapolated) = 1.551 W/kg

**SAR(1 g) = 1.12 mW/g; SAR(10 g) = 0.702 mW/g**

Maximum value of SAR (measured) = 1.225 mW/g

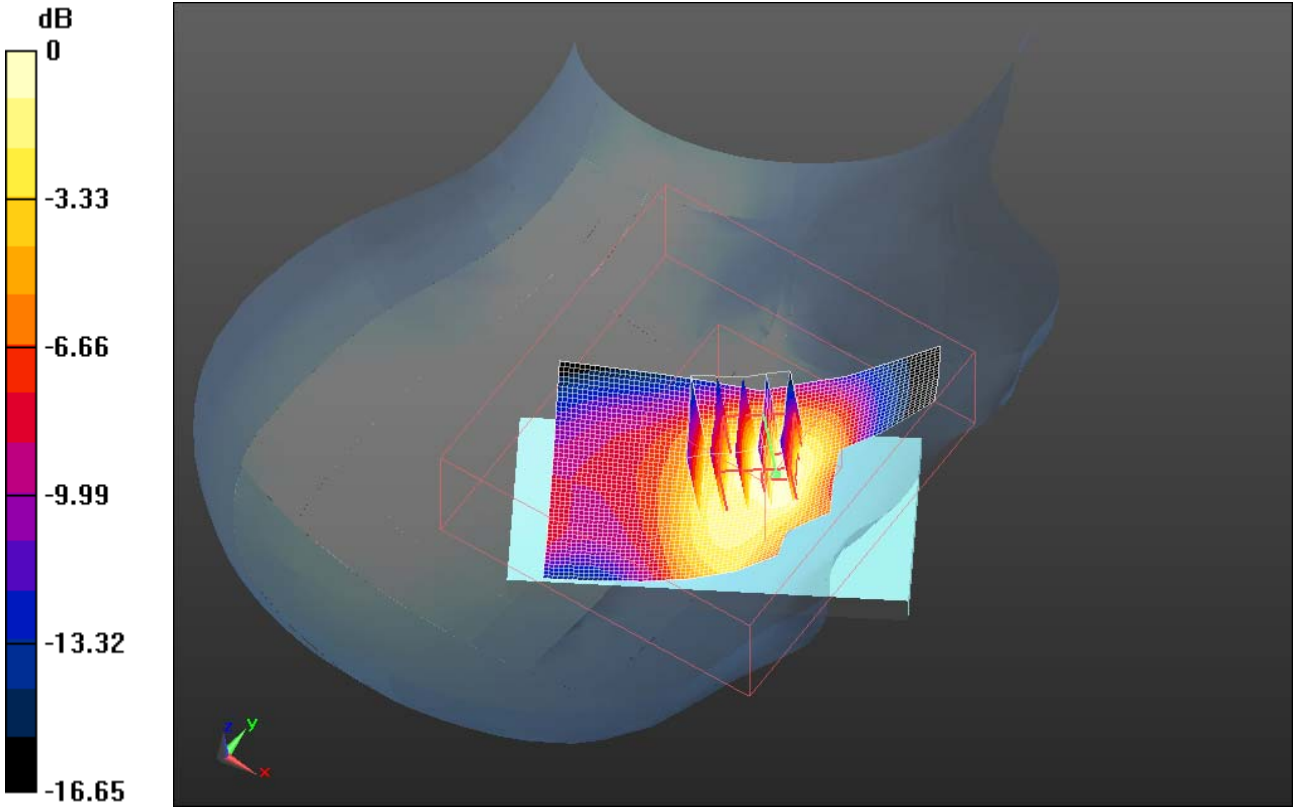
Author Data  
**Hang Wang**

Dates of Test  
**Feb 7 –May 25, 2011**


Test Report No  
**RTS-3933-1105-11**

FCC ID:  
**L6ARDU70CW**

IC ID  
**2503A-RDU70CW**



0 dB = 1.220mW/g

	Document			Page
	<b>Appendix B for the BlackBerry® Smartphone Model RDU71CW SAR Report</b>			<b>32(108)</b>
Author Data	Dates of Test	Test Report No	FCC ID:	IC ID
<b>Hang Wang</b>	<b>Feb 7 –May 25, 2011</b>	<b>RTS-3933-1105-11</b>	<b>L6ARDU70CW</b>	<b>2503A-RDU70CW</b>

Date/Time: 4/19/2011 12:35:15 AM, Date/Time: 4/19/2011 12:40:35 AM

Test Laboratory: RIM Testing Services

**RightHandSide\_CDMA1900\_high\_chan\_amb\_temp\_23.0\_liq\_temp\_21.9**

**C**

**DUT: BlackBerry Smartphone; Type: Sample ; Serial: 32D4BD0D**

Communication System: CDMA 1900; Communication System Band: Exported from older format (data unavailable - please correct).; Frequency: 1908.5

MHz; Communication System PAR: 0 dB

Medium parameters used (interpolated):  $f = 1908.5$  MHz;  $\sigma = 1.396$  mho/m;  $\epsilon_r = 38.197$ ;  $\rho = 1000$  kg/m<sup>3</sup>

Phantom section: Right Section

Measurement Standard: DASY5 (IEEE/IEC/ANSI C63.19-2007)

DASY5 Configuration:

- Probe: ES3DV3 - SN3225; ConvF(5.26, 5.26, 5.26); Calibrated: 1/13/2011
  - Modulation Compensation: **Not calibrated**
- Sensor-Surface: 4mm (Mechanical Surface Detection)
- Electronics: DAE3 Sn473; Calibrated: 1/21/2011
- Phantom: SAM 1; Type: SAM 4.0; Serial: 1076
- Measurement SW: DASY52, Version 52.6 (2); SEMCAD X Version 14.4.4 (2829)

**Configuration/Touch position -/Area Scan (51x81x1):** Measurement grid: dx=15mm, dy=15mm

[Info: Interpolated medium parameters used for SAR evaluation.](#)

Maximum value of SAR (interpolated) = 1.208 mW/g

**Configuration/Touch position -/Zoom Scan (5x5x7) (5x5x7)/Cube 0:**


Measurement grid: dx=7.5mm, dy=7.5mm, dz=5mm

Reference Value = 10.366 V/m; Power Drift = 0.13 dB

Peak SAR (extrapolated) = 1.465 W/kg

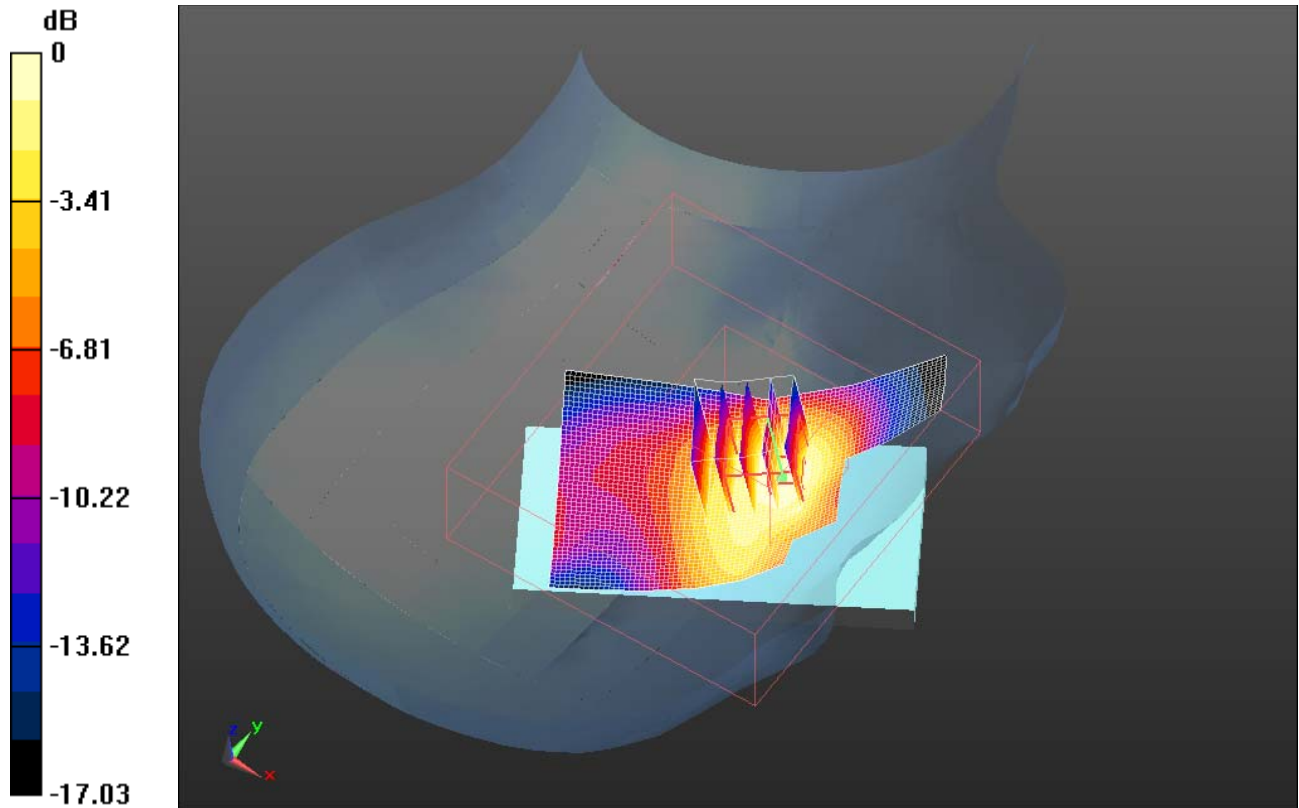
**SAR(1 g) = 1.05 mW/g; SAR(10 g) = 0.645 mW/g**




	Document <b>Appendix B for the BlackBerry® Smartphone Model RDU71CW SAR Report</b>			Page <b>33(108)</b>
	Author Data <b>Hang Wang</b>	Dates of Test <b>Feb 7 –May 25, 2011</b>	Test Report No <b>RTS-3933-1105-11</b>	FCC ID: <b>L6ARDU70CW</b>

Info: Interpolated medium parameters used for SAR evaluation.

Maximum value of SAR (measured) = 1.142 mW/g



0 dB = 1.140mW/g

	Document			Page
	<b>Appendix B for the BlackBerry® Smartphone Model RDU71CW SAR Report</b>			<b>34(108)</b>
Author Data	Dates of Test	Test Report No	FCC ID:	IC ID
<b>Hang Wang</b>	<b>Feb 7 –May 25, 2011</b>	<b>RTS-3933-1105-11</b>	<b>L6ARDU70CW</b>	<b>2503A-RDU70CW</b>

Date/Time: 4/19/2011 12:49:36 AM, Date/Time: 4/19/2011 12:54:43 AM

Test Laboratory: RIM Testing Services

**RightHandSide\_Tilt\_CDMA1900\_mid\_chan\_amb\_temp\_23.0\_liq\_temp\_2**

**1.9C**

**DUT: BlackBerry Smartphone; Type: Sample ; Serial: 32D4BD0D**

Communication System: CDMA 1900; Communication System Band: Exported from older format (data unavailable - please correct).; Frequency: 1880 MHz; Communication System PAR: 0 dB

Medium parameters used:  $f = 1880$  MHz;  $\sigma = 1.344$  mho/m;  $\epsilon_r = 38.254$ ;  $\rho = 1000$  kg/m<sup>3</sup>

Phantom section: Right Section

Measurement Standard: DASYS (IEEE/IEC/ANSI C63.19-2007)

DASY5 Configuration:

- Probe: ES3DV3 - SN3225; ConvF(5.26, 5.26, 5.26); Calibrated: 1/13/2011
  - Modulation Compensation: **Not calibrated**
- Sensor-Surface: 4mm (Mechanical Surface Detection)
- Electronics: DAE3 Sn473; Calibrated: 1/21/2011
- Phantom: SAM 1; Type: SAM 4.0; Serial: 1076
- Measurement SW: DASY52, Version 52.6 (2); SEMCAD X Version 14.4.4 (2829)

**Configuration/Touch position -/Area Scan (51x81x1):** Measurement grid:

dx=15mm, dy=15mm

Maximum value of SAR (interpolated) = 0.511 mW/g

**Configuration/Touch position -/Zoom Scan (5x5x7) (6x7x7)/Cube 0:**

Measurement grid: dx=7.5mm, dy=7.5mm, dz=5mm

Reference Value = 19.020 V/m; Power Drift = -0.15 dB

Peak SAR (extrapolated) = 0.678 W/kg

**SAR(1 g) = 0.442 mW/g; SAR(10 g) = 0.276 mW/g**

Maximum value of SAR (measured) = 0.462 mW/g

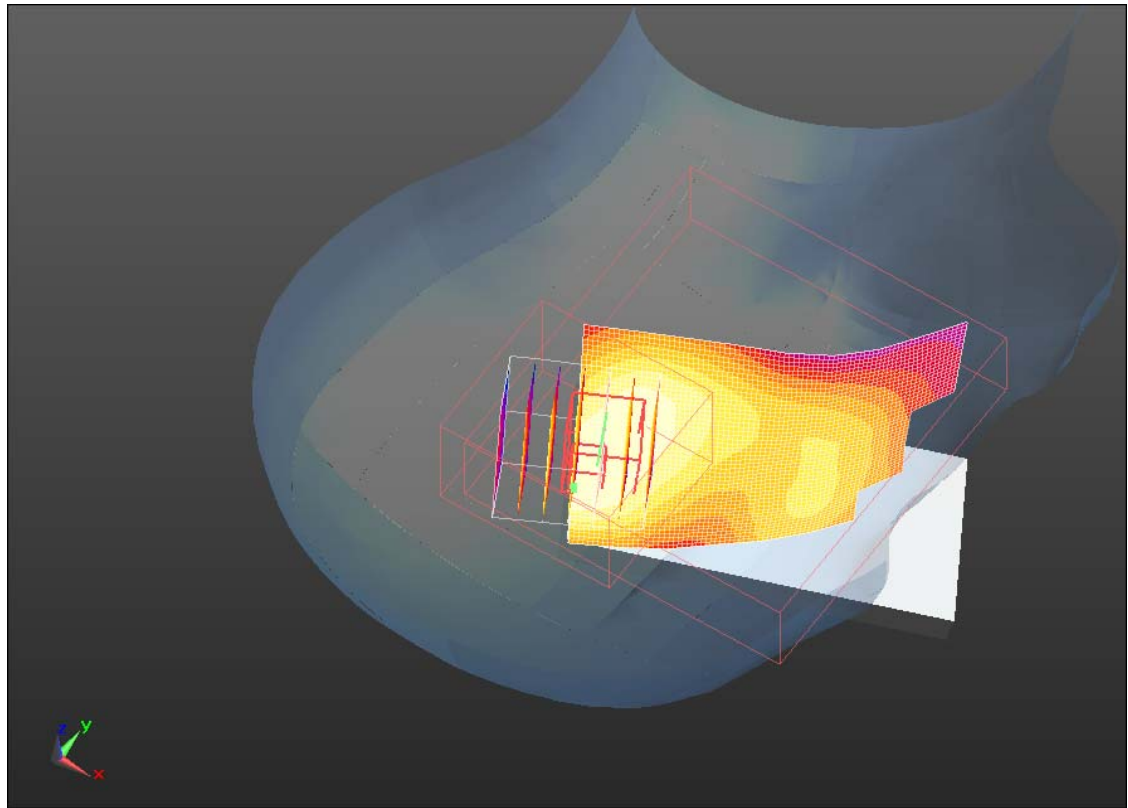
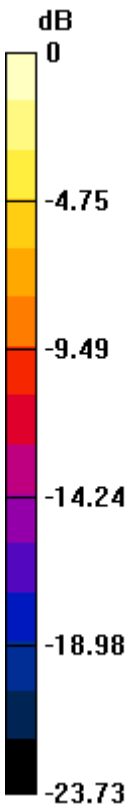
Author Data  
**Hang Wang**

Dates of Test  
**Feb 7 –May 25, 2011**


Test Report No  
**RTS-3933-1105-11**

FCC ID:  
**L6ARDU70CW**

IC ID  
**2503A-RDU70CW**



0 dB = 0.460mW/g

	Document			Page
	<b>Appendix B for the BlackBerry® Smartphone Model RDU71CW SAR Report</b>			<b>36(108)</b>
Author Data	Dates of Test	Test Report No	FCC ID:	IC ID
<b>Hang Wang</b>	<b>Feb 7 –May 25, 2011</b>	<b>RTS-3933-1105-11</b>	<b>L6ARDU70CW</b>	<b>2503A-RDU70CW</b>

Date/Time: 4/19/2011 1:25:59 AM, Date/Time: 4/19/2011 1:33:06 AM, Date/Time: 4/19/2011 1:42:09 AM

Test Laboratory: RIM Testing Services

## LeftHandSide\_CDMA1900\_low\_chan\_amb\_temp\_22.9\_liq\_temp\_21.8C

**DUT: BlackBerry Smartphone; Type: Sample ; Serial: 32D4BD0D**

Communication System: CDMA 1900; Communication System Band: Exported from older format (data unavailable - please correct).; Frequency: 1851.25

MHz;Communication System PAR: 0 dB

Medium parameters used (interpolated):  $f = 1851.25$  MHz;  $\sigma = 1.304$  mho/m;  $\epsilon_r = 38.352$ ;  $\rho = 1000$  kg/m<sup>3</sup>

Phantom section: Left Section

Measurement Standard: DASYS (IEEE/IEC/ANSI C63.19-2007)

DASY5 Configuration:

- Probe: ES3DV3 - SN3225; ConvF(5.26, 5.26, 5.26); Calibrated: 1/13/2011
  - Modulation Compensation: **Not calibrated**
- Sensor-Surface: 4mm (Mechanical Surface Detection)
- Electronics: DAE3 Sn473; Calibrated: 1/21/2011
- Phantom: SAM 1; Type: SAM 4.0; Serial: 1076
- Measurement SW: DASY52, Version 52.6 (2); SEMCAD X Version 14.4.4 (2829)

**Configuration/Touch position -/Area Scan (51x81x1):** Measurement grid: dx=15mm, dy=15mm

[Info: Interpolated medium parameters used for SAR evaluation.](#)

Maximum value of SAR (interpolated) = 1.363 mW/g

**Configuration/Touch position -/Zoom Scan (5x5x7) (6x6x7)/Cube 0:**


Measurement grid: dx=7.5mm, dy=7.5mm, dz=5mm

Reference Value = 9.380 V/m; Power Drift = -0.16 dB

Peak SAR (extrapolated) = 2.016 W/kg

**SAR(1 g) = 1.15 mW/g; SAR(10 g) = 0.646 mW/g**

[Info: Interpolated medium parameters used for SAR evaluation.](#)

	Document <b>Appendix B for the BlackBerry® Smartphone Model RDU71CW SAR Report</b>			Page <b>37(108)</b>
	Author Data <b>Hang Wang</b>	Dates of Test <b>Feb 7 –May 25, 2011</b>	Test Report No <b>RTS-3933-1105-11</b>	FCC ID: <b>L6ARDU70CW</b>

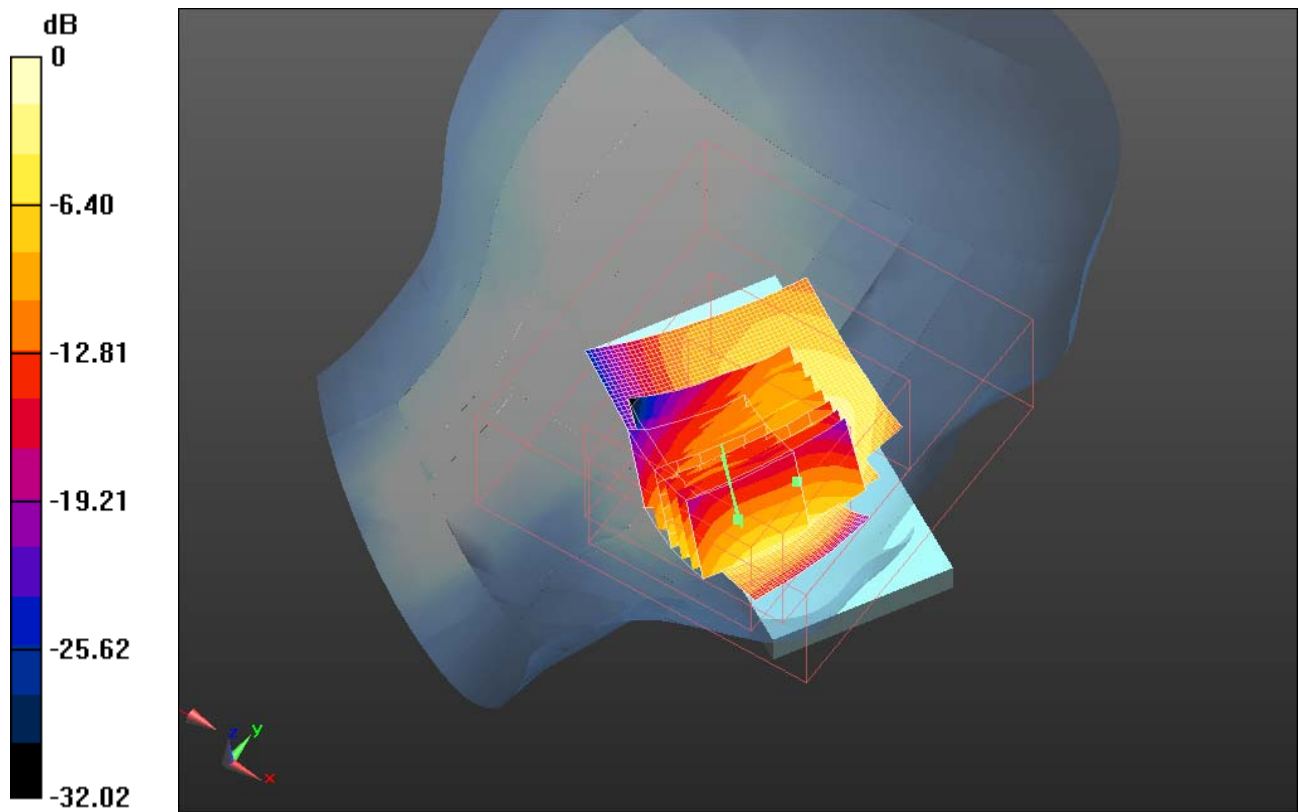
Maximum value of SAR (measured) = 1.269 mW/g

**Configuration/Touch position -/Zoom Scan (5x5x7) 2 (8x7x7)/Cube 0:**


Measurement grid: dx=7.5mm, dy=7.5mm, dz=5mm  
 Reference Value = 9.380 V/m; Power Drift = -0.04 dB  
 Peak SAR (extrapolated) = 2.015 W/kg  
**SAR(1 g) = 1.15 mW/g; SAR(10 g) = 0.639 mW/g**

[Info: Interpolated medium parameters used for SAR evaluation.](#)

Maximum value of SAR (measured) = 1.255 mW/g



0 dB = 1.250mW/g

	Document			Page
	<b>Appendix B for the BlackBerry® Smartphone Model RDU71CW SAR Report</b>			<b>38(108)</b>
Author Data	Dates of Test	Test Report No	FCC ID:	IC ID
<b>Hang Wang</b>	<b>Feb 7 –May 25, 2011</b>	<b>RTS-3933-1105-11</b>	<b>L6ARDU70CW</b>	<b>2503A-RDU70CW</b>

Date/Time: 4/19/2011 1:10:34 AM, Date/Time: 4/19/2011 1:15:35 AM

Test Laboratory: RIM Testing Services

## LeftHandSide\_CDMA1900\_mid\_chan\_amb\_temp\_23.0\_liq\_temp\_21.9C

**DUT: BlackBerry Smartphone; Type: Sample ; Serial: 32D4BD0D**

Communication System: CDMA 1900; Communication System Band: Exported from older format (data unavailable - please correct).; Frequency: 1880 MHz; Communication System PAR: 0 dB

Medium parameters used:  $f = 1880$  MHz;  $\sigma = 1.344$  mho/m;  $\epsilon_r = 38.254$ ;  $\rho = 1000$  kg/m<sup>3</sup>

Phantom section: Left Section

Measurement Standard: DASYS (IEEE/IEC/ANSI C63.19-2007)

DASY5 Configuration:

- Probe: ES3DV3 - SN3225; ConvF(5.26, 5.26, 5.26); Calibrated: 1/13/2011
  - Modulation Compensation: **Not calibrated**
- Sensor-Surface: 4mm (Mechanical Surface Detection)
- Electronics: DAE3 Sn473; Calibrated: 1/21/2011
- Phantom: SAM 1; Type: SAM 4.0; Serial: 1076
- Measurement SW: DASY52, Version 52.6 (2); SEMCAD X Version 14.4.4 (2829)

**Configuration/Touch position -/Area Scan (51x81x1):** Measurement grid:

dx=15mm, dy=15mm

Maximum value of SAR (interpolated) = 1.496 mW/g

**Configuration/Touch position -/Zoom Scan (5x5x7) (6x6x7)/Cube 0:**

Measurement grid: dx=7.5mm, dy=7.5mm, dz=5mm

Reference Value = 10.077 V/m; Power Drift = -0.28 dB

Peak SAR (extrapolated) = 2.311 W/kg

**SAR(1 g) = 1.29 mW/g; SAR(10 g) = 0.695 mW/g**

Maximum value of SAR (measured) = 1.422 mW/g

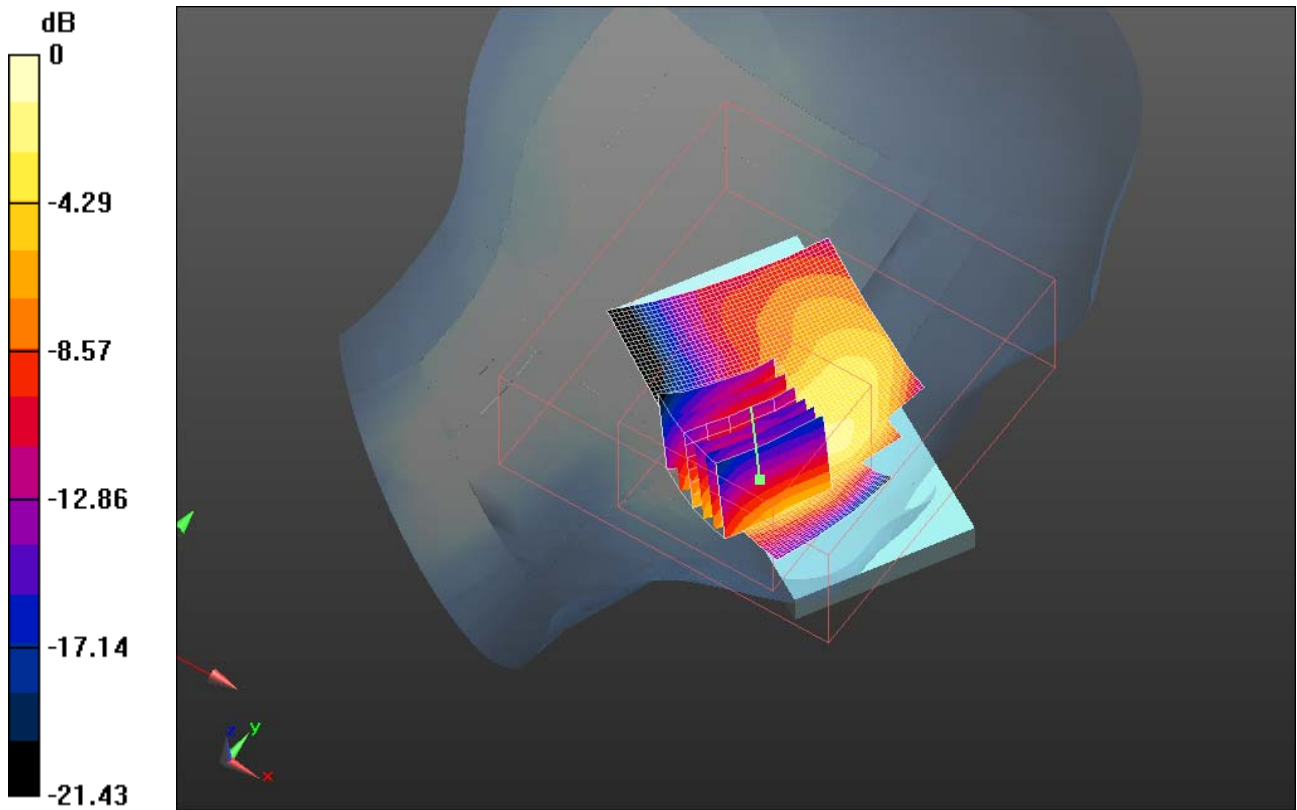
Author Data  
**Hang Wang**

Dates of Test  
**Feb 7 –May 25, 2011**


Test Report No  
**RTS-3933-1105-11**

FCC ID:  
**L6ARDU70CW**

IC ID  
**2503A-RDU70CW**



0 dB = 1.420mW/g

	Document <b>Appendix B for the BlackBerry® Smartphone Model RDU71CW SAR Report</b>			Page <b>40(108)</b>
	Author Data <b>Hang Wang</b>	Dates of Test <b>Feb 7 –May 25, 2011</b>	Test Report No <b>RTS-3933-1105-11</b>	FCC ID: <b>L6ARDU70CW</b>

Date/Time: 4/19/2011 1:57:56 AM, Date/Time: 4/19/2011 2:02:55 AM

Test Laboratory: RIM Testing Services

## LeftHandSide\_CDMA1900\_high\_chan\_amb\_temp\_23.1\_liq\_temp\_22.0C

**DUT: BlackBerry Smartphone; Type: Sample ; Serial: 32D4BD0D**

Communication System: CDMA 1900; Communication System Band: Exported from older format (data unavailable - please correct).; Frequency: 1908.5 MHz; Communication System PAR: 0 dB  
Medium parameters used (interpolated):  $f = 1908.5$  MHz;  $\sigma = 1.396$  mho/m;  $\epsilon_r = 38.197$ ;  $\rho = 1000$  kg/m<sup>3</sup>  
Phantom section: Left Section  
Measurement Standard: DASYS (IEEE/IEC/ANSI C63.19-2007)

DASY5 Configuration:

- Probe: ES3DV3 - SN3225; ConvF(5.26, 5.26, 5.26); Calibrated: 1/13/2011
  - Modulation Compensation: **Not calibrated**
- Sensor-Surface: 4mm (Mechanical Surface Detection)
- Electronics: DAE3 Sn473; Calibrated: 1/21/2011
- Phantom: SAM 1; Type: SAM 4.0; Serial: 1076
- Measurement SW: DASYS2, Version 52.6 (2); SEMCAD X Version 14.4.4 (2829)

**Configuration/Touch position -/Area Scan (51x81x1):** Measurement grid: dx=15mm, dy=15mm

[Info: Interpolated medium parameters used for SAR evaluation.](#)

Maximum value of SAR (interpolated) = 1.345 mW/g

**Configuration/Touch position -/Zoom Scan (5x5x7) (6x6x7)/Cube 0:**

Measurement grid: dx=7.5mm, dy=7.5mm, dz=5mm  
Reference Value = 9.495 V/m; Power Drift = -0.06 dB  
Peak SAR (extrapolated) = 2.151 W/kg  
**SAR(1 g) = 1.19 mW/g; SAR(10 g) = 0.623 mW/g**

[Info: Interpolated medium parameters used for SAR evaluation.](#)

Maximum value of SAR (measured) = 1.327 mW/g



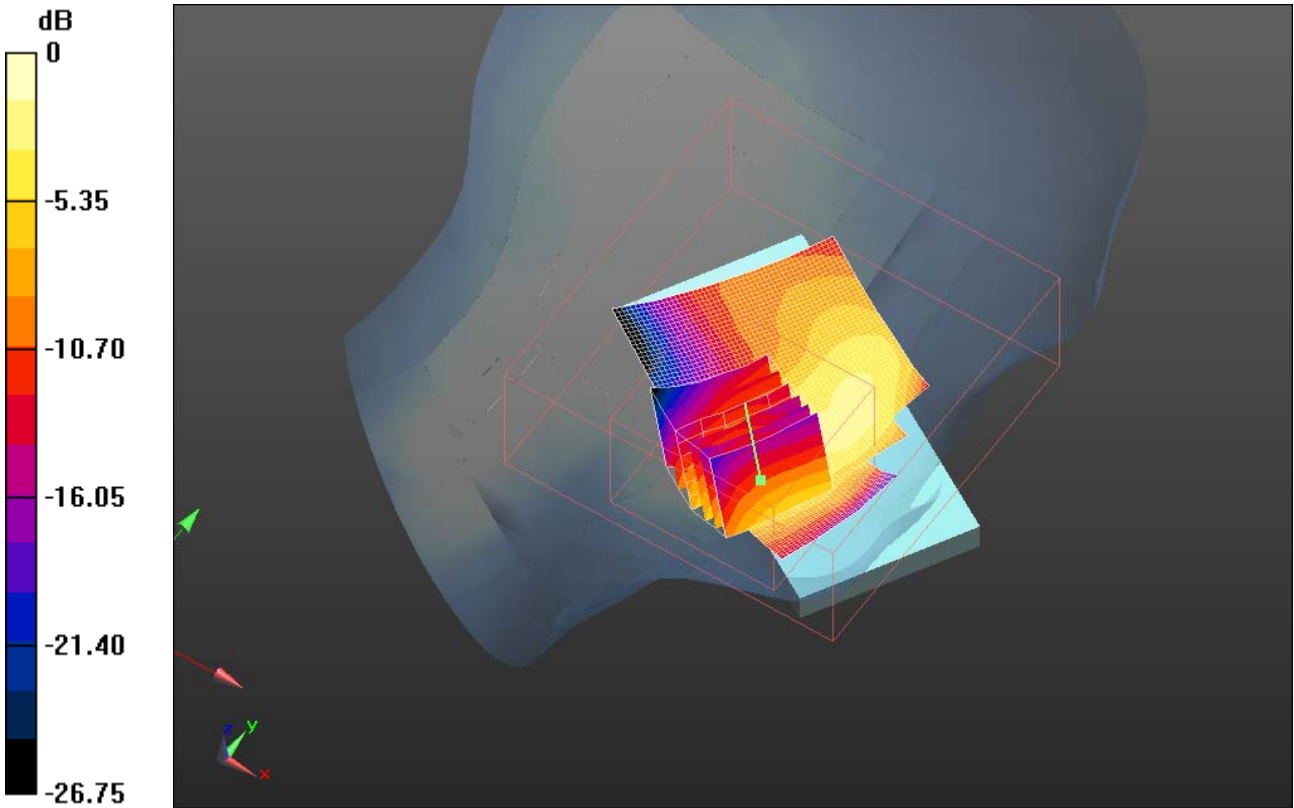
Author Data  
**Hang Wang**

Dates of Test  
**Feb 7 –May 25, 2011**


Test Report No  
**RTS-3933-1105-11**

FCC ID:  
**L6ARDU70CW**

IC ID  
**2503A-RDU70CW**



0 dB = 1.330mW/g

	Document <b>Appendix B for the BlackBerry® Smartphone Model RDU71CW SAR Report</b>			Page <b>42(108)</b>
	Author Data <b>Hang Wang</b>	Dates of Test <b>Feb 7 –May 25, 2011</b>	Test Report No <b>RTS-3933-1105-11</b>	FCC ID: <b>L6ARDU70CW</b>

Date/Time: 4/19/2011 2:15:08 AM, Date/Time: 4/19/2011 2:20:11 AM

Test Laboratory: RIM Testing Services

**LeftHandSide\_Tilt\_CDMA1900\_mid\_chan\_amb\_temp\_23.2\_liq\_temp\_22  
.1C**

**DUT: BlackBerry Smartphone; Type: Sample ; Serial: 32D4BD0D**

Communication System: CDMA 1900; Communication System Band: Exported from older format (data unavailable - please correct).; Frequency: 1880 MHz; Communication System PAR: 0 dB

Medium parameters used:  $f = 1880$  MHz;  $\sigma = 1.344$  mho/m;  $\epsilon_r = 38.254$ ;  $\rho = 1000$  kg/m<sup>3</sup>

Phantom section: Left Section

Measurement Standard: DASYS (IEEE/IEC/ANSI C63.19-2007)

DASY5 Configuration:

- Probe: ES3DV3 - SN3225; ConvF(5.26, 5.26, 5.26); Calibrated: 1/13/2011
  - Modulation Compensation: **Not calibrated**
- Sensor-Surface: 4mm (Mechanical Surface Detection)
- Electronics: DAE3 Sn473; Calibrated: 1/21/2011
- Phantom: SAM 1; Type: SAM 4.0; Serial: 1076
- Measurement SW: DASY52, Version 52.6 (2); SEMCAD X Version 14.4.4 (2829)

**Configuration/Touch position -/Area Scan (51x81x1):** Measurement grid:

dx=15mm, dy=15mm

Maximum value of SAR (interpolated) = 0.676 mW/g

**Configuration/Touch position -/Zoom Scan (5x5x7) (5x5x7)/Cube 0:**

Measurement grid: dx=7.5mm, dy=7.5mm, dz=5mm

Reference Value = 18.271 V/m; Power Drift = -0.05 dB

Peak SAR (extrapolated) = 0.826 W/kg

**SAR(1 g) = 0.558 mW/g; SAR(10 g) = 0.356 mW/g**

Maximum value of SAR (measured) = 0.595 mW/g

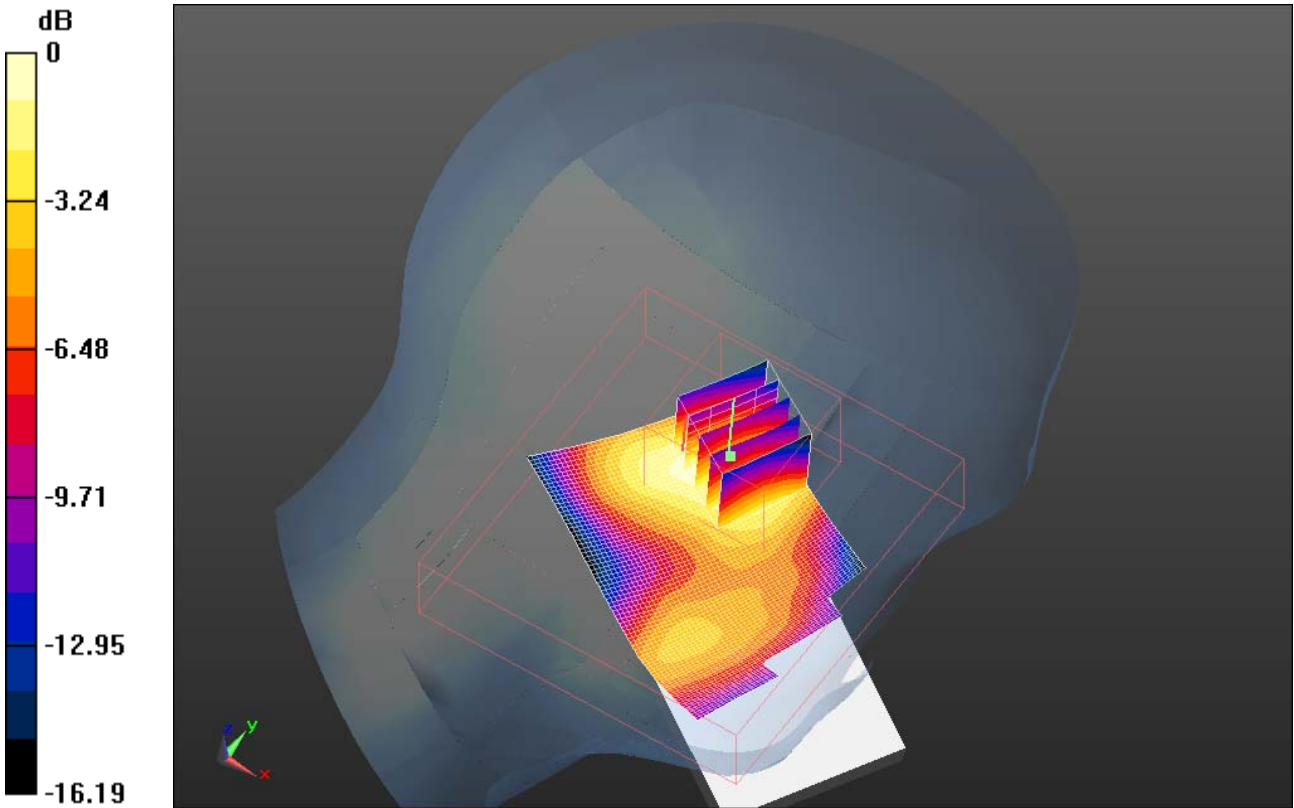
Author Data  
**Hang Wang**

Dates of Test  
**Feb 7 –May 25, 2011**


Test Report No  
**RTS-3933-1105-11**

FCC ID:  
**L6ARDU70CW**

IC ID  
**2503A-RDU70CW**



0 dB = 0.590mW/g

	Document <b>Appendix B for the BlackBerry® Smartphone Model RDU71CW SAR Report</b>			Page <b>44(108)</b>
	Author Data <b>Hang Wang</b>	Dates of Test <b>Feb 7 –May 25, 2011</b>	Test Report No <b>RTS-3933-1105-11</b>	FCC ID: <b>L6ARDU70CW</b>

Date/Time: 4/20/2011 6:52:33 PM, Date/Time: 4/20/2011 6:57:53 PM

Test Laboratory: RIM Testing Services

## RightHandSide\_CDMA800\_mid\_chan\_amb\_temp\_23.6\_liq\_temp\_22.3C

**DUT: BlackBerry Smartphone; Type: Sample ; Serial: 32E46EDD**

Communication System: CDMA 800; Communication System Band: Exported from older format (data unavailable - please correct).; Frequency: 836.52 MHz; Communication System PAR: 0 dB  
Medium parameters used (interpolated):  $f = 836.52$  MHz;  $\sigma = 0.875$  mho/m;  $\epsilon_r = 40.054$ ;  $\rho = 1000$  kg/m<sup>3</sup>  
Phantom section: Right Section  
Measurement Standard: DASY5 (IEEE/IEC/ANSI C63.19-2007)

DASY5 Configuration:

- Probe: ES3DV3 - SN3225; ConvF(6.47, 6.47, 6.47); Calibrated: 1/13/2011
  - Modulation Compensation: **Not calibrated**
- Sensor-Surface: 4mm (Mechanical Surface Detection)
- Electronics: DAE3 Sn473; Calibrated: 1/21/2011
- Phantom: SAM 1; Type: SAM 4.0; Serial: 1076
- Measurement SW: DASY52, Version 52.6 (2); SEMCAD X Version 14.4.4 (2829)

**Configuration/Touch position -/Area Scan (51x81x1):** Measurement grid: dx=15mm, dy=15mm

[Info: Interpolated medium parameters used for SAR evaluation.](#)

Maximum value of SAR (interpolated) = 0.562 mW/g

**Configuration/Touch position -/Zoom Scan (5x5x7) (6x7x7)/Cube 0:**

Measurement grid: dx=7.5mm, dy=7.5mm, dz=5mm

Reference Value = 12.643 V/m; Power Drift = -0.77 dB

Peak SAR (extrapolated) = 0.596 W/kg

**SAR(1 g) = 0.495 mW/g; SAR(10 g) = 0.389 mW/g**

[Info: Interpolated medium parameters used for SAR evaluation.](#)

Maximum value of SAR (measured) = 0.518 mW/g

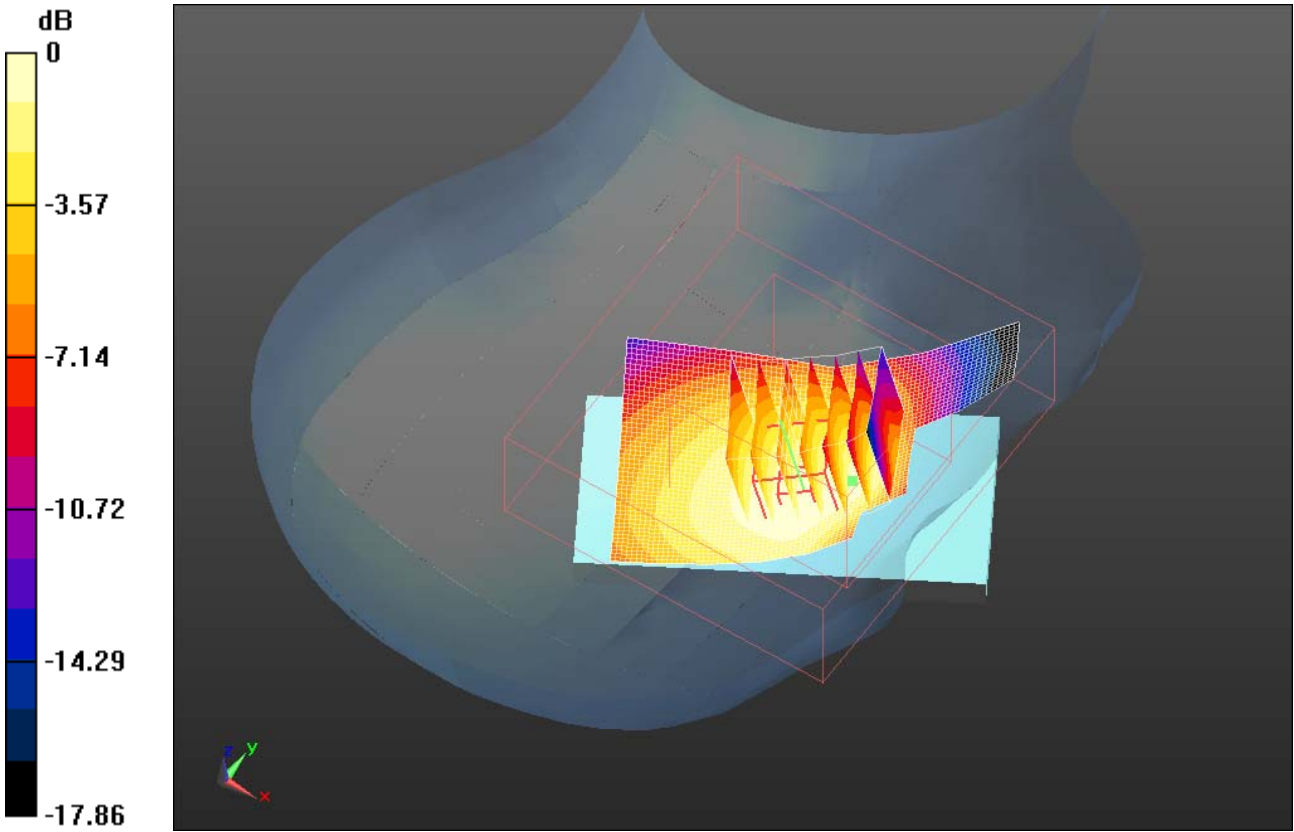
Author Data  
**Hang Wang**

Dates of Test  
**Feb 7 –May 25, 2011**


Test Report No  
**RTS-3933-1105-11**

FCC ID:  
**L6ARDU70CW**

IC ID  
**2503A-RDU70CW**



0 dB = 0.520mW/g

	Document <b>Appendix B for the BlackBerry® Smartphone Model RDU71CW SAR Report</b>			Page <b>46(108)</b>
	Author Data <b>Hang Wang</b>	Dates of Test <b>Feb 7 –May 25, 2011</b>	Test Report No <b>RTS-3933-1105-11</b>	FCC ID: <b>L6ARDU70CW</b>

Date/Time: 4/20/2011 6:22:14 PM, Date/Time: 4/20/2011 6:28:01 PM, Date/Time:  
4/20/2011 6:34:11 PM

Test Laboratory: RIM Testing Services

## LeftHandSide\_CDMA800\_mid\_chan\_amb\_temp\_23.6\_liq\_temp\_22.2C

**DUT: BlackBerry Smartphone; Type: Sample ; Serial: 32E46EDD**

Communication System: CDMA 800; Communication System Band: Exported from older format (data unavailable - please correct).; Frequency: 836.52 MHz; Communication System PAR: 0 dB

Medium parameters used (interpolated):  $f = 836.52$  MHz;  $\sigma = 0.875$  mho/m;  $\epsilon_r = 40.054$ ;  $\rho = 1000$  kg/m<sup>3</sup>

Phantom section: Left Section

Measurement Standard: DASYS (IEEE/IEC/ANSI C63.19-2007)

DASY5 Configuration:

- Probe: ES3DV3 - SN3225; ConvF(6.47, 6.47, 6.47); Calibrated: 1/13/2011
  - Modulation Compensation: **Not calibrated**
- Sensor-Surface: 4mm (Mechanical Surface Detection)
- Electronics: DAE3 Sn473; Calibrated: 1/21/2011
- Phantom: SAM 1; Type: SAM 4.0; Serial: 1076
- Measurement SW: DASYS2, Version 52.6 (2); SEMCAD X Version 14.4.4 (2829)

**Configuration/Touch position -/Area Scan (61x81x1):** Measurement grid: dx=15mm, dy=15mm

[Info: Interpolated medium parameters used for SAR evaluation.](#)

Maximum value of SAR (interpolated) = 0.572 mW/g

**Configuration/Touch position -/Zoom Scan (5x5x7) (5x5x7)/Cube 0:**


Measurement grid: dx=7.5mm, dy=7.5mm, dz=5mm

Reference Value = 10.247 V/m; Power Drift = 0.11 dB

Peak SAR (extrapolated) = 0.727 W/kg

**SAR(1 g) = 0.526 mW/g; SAR(10 g) = 0.409 mW/g**

[Info: Interpolated medium parameters used for SAR evaluation.](#)

	Document <b>Appendix B for the BlackBerry® Smartphone Model RDU71CW SAR Report</b>			Page <b>47(108)</b>
	Author Data <b>Hang Wang</b>	Dates of Test <b>Feb 7 –May 25, 2011</b>	Test Report No <b>RTS-3933-1105-11</b>	FCC ID: <b>L6ARDU70CW</b>

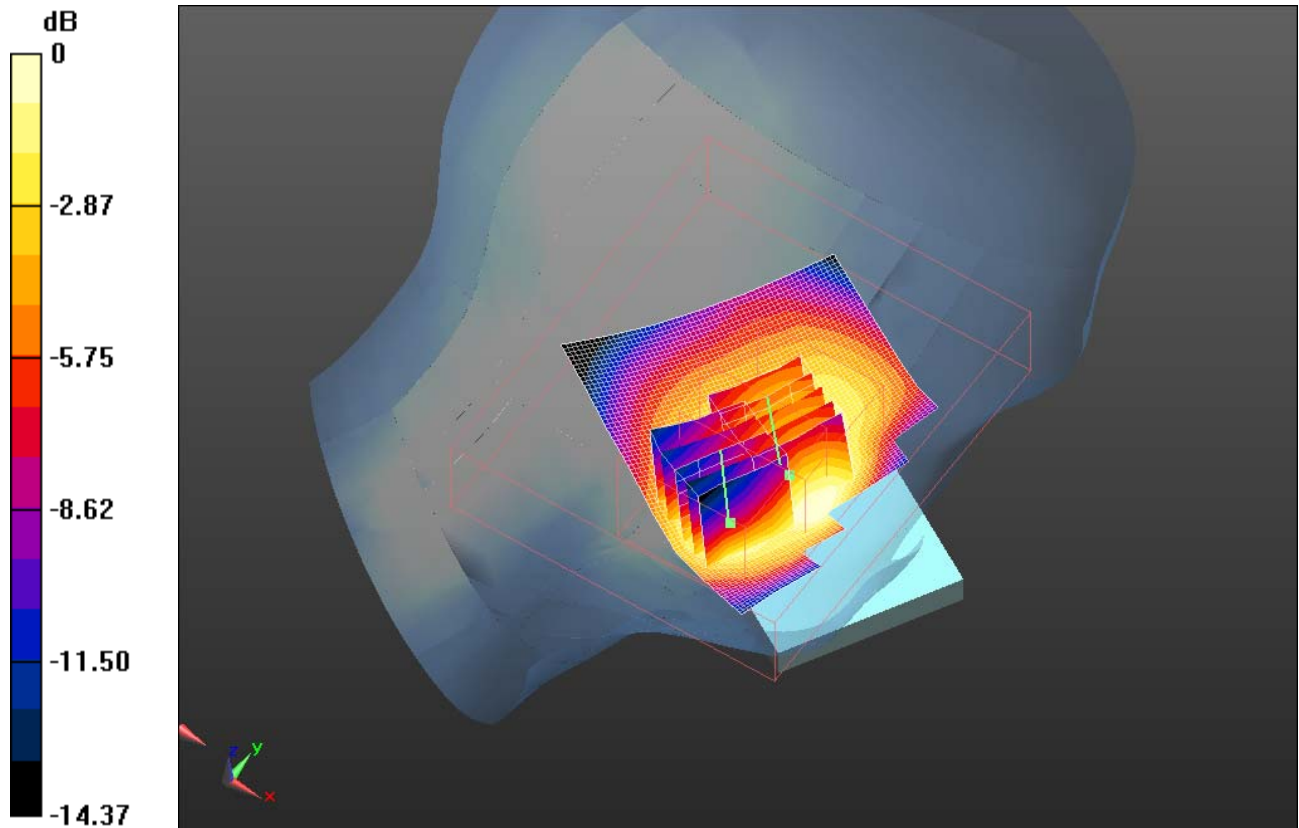
Maximum value of SAR (measured) = 0.546 mW/g

**Configuration/Touch position -/Zoom Scan (5x5x7) 2 (5x5x7)/Cube 0:**


Measurement grid: dx=7.5mm, dy=7.5mm, dz=5mm  
 Reference Value = 10.247 V/m; Power Drift = 0.07 dB  
 Peak SAR (extrapolated) = 0.866 W/kg  
**SAR(1 g) = 0.509 mW/g; SAR(10 g) = 0.334 mW/g**

[Info: Interpolated medium parameters used for SAR evaluation.](#)

Maximum value of SAR (measured) = 0.545 mW/g



0 dB = 0.540mW/g

	Document <b>Appendix B for the BlackBerry® Smartphone Model RDU71CW SAR Report</b>			Page <b>48(108)</b>
	Author Data <b>Hang Wang</b>	Dates of Test <b>Feb 7 –May 25, 2011</b>	Test Report No <b>RTS-3933-1105-11</b>	FCC ID: <b>L6ARDU70CW</b>

Date/Time: 2/25/2011 8:58:23 PM, Date/Time: 2/25/2011 9:03:55 PM

Test Laboratory: RIM Testing Services

**RightHandSide\_EDGE1900\_4\_Slots\_mid\_chan\_amb\_temp\_23.0\_liq\_tem  
mp\_21.7C**

**DUT: BlackBerry Smartphone; Type: Sample ; Serial: 32D4BD0D**

Communication System: EDGE 1900(4 slots); Communication System Band: Exported from older format (data unavailable - please correct).; Frequency: 1880 MHz; Communication System PAR: 3.222 dB  
Medium parameters used:  $f = 1880$  MHz;  $\sigma = 1.312$  mho/m;  $\epsilon_r = 38.485$ ;  $\rho = 1000$  kg/m<sup>3</sup>  
Phantom section: Right Section  
Measurement Standard: DASYS (IEEE/IEC/ANSI C63.19-2007)

DASY5 Configuration:

- Probe: ET3DV6 - SN1643; ConvF(4.99, 4.99, 4.99); Calibrated: 3/9/2010
  - Modulation Compensation: **Not calibrated**
- Sensor-Surface: 4mm (Mechanical Surface Detection)
- Electronics: DAE3 Sn472; Calibrated: 5/17/2010
- Phantom: SAM 1; Type: SAM 4.0; Serial: 1076
- Measurement SW: DASY52, Version 52.6 (2); SEMCAD X Version 14.4.4 (2829)

**Configuration/Touch position - Mid/Area Scan (51x81x1):** Measurement grid: dx=15mm, dy=15mm  
Maximum value of SAR (interpolated) = 0.944 mW/g

**Configuration/Touch position - Mid/Zoom Scan (5x5x7) (5x5x7)/Cube 0:**  
Measurement grid: dx=7.5mm, dy=7.5mm, dz=5mm  
Reference Value = 10.118 V/m; Power Drift = 0.26 dB  
Peak SAR (extrapolated) = 1.184 W/kg  
**SAR(1 g) = 0.895 mW/g; SAR(10 g) = 0.547 mW/g**  
Maximum value of SAR (measured) = 0.980 mW/g



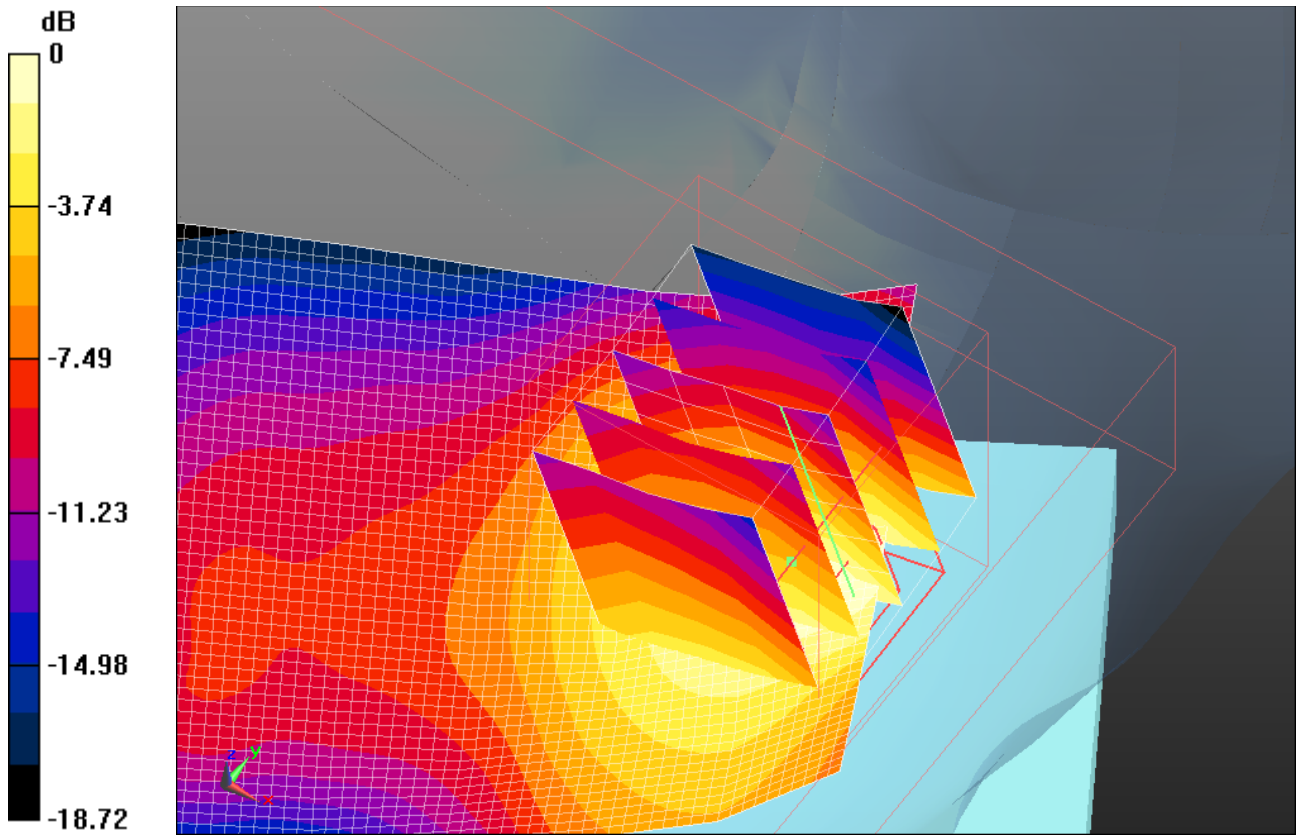
Author Data  
**Hang Wang**

Dates of Test  
**Feb 7 –May 25, 2011**


Test Report No  
**RTS-3933-1105-11**

FCC ID:  
**L6ARDU70CW**

IC ID  
**2503A-RDU70CW**



0 dB = 0.980mW/g

	Document <b>Appendix B for the BlackBerry® Smartphone Model RDU71CW SAR Report</b>			Page <b>50(108)</b>
	Author Data <b>Hang Wang</b>	Dates of Test <b>Feb 7 –May 25, 2011</b>	Test Report No <b>RTS-3933-1105-11</b>	FCC ID: <b>L6ARDU70CW</b>

Date/Time: 2/25/2011 8:37:07 PM, Date/Time: 2/25/2011 8:49:52 PM

Test Laboratory: RIM Testing Services

**RightHandSide\_EDGE1900\_3\_Slots\_mid\_chan\_amb\_temp\_23.1\_liq\_tem  
mp\_21.8C**

**DUT: BlackBerry Smartphone; Type: Sample ; Serial: 32D4BD0D**

Communication System: EDGE 1900(3 slots); Communication System Band: Exported from older format (data unavailable - please correct).; Frequency: 1880 MHz; Communication System PAR: 4.472 dB  
Medium parameters used:  $f = 1880$  MHz;  $\sigma = 1.312$  mho/m;  $\epsilon_r = 38.485$ ;  $\rho = 1000$  kg/m<sup>3</sup>  
Phantom section: Right Section  
Measurement Standard: DASYS (IEEE/IEC/ANSI C63.19-2007)

DASY5 Configuration:

- Probe: ET3DV6 - SN1643; ConvF(4.99, 4.99, 4.99); Calibrated: 3/9/2010
  - Modulation Compensation: **Not calibrated**
- Sensor-Surface: 4mm (Mechanical Surface Detection)
- Electronics: DAE3 Sn472; Calibrated: 5/17/2010
- Phantom: SAM 1; Type: SAM 4.0; Serial: 1076
- Measurement SW: DASY52, Version 52.6 (2); SEMCAD X Version 14.4.4 (2829)

**Configuration/Touch position - Mid/Area Scan (51x81x1):** Measurement grid: dx=15mm, dy=15mm  
Maximum value of SAR (interpolated) = 0.876 mW/g

**Configuration/Touch position - Mid/Zoom Scan (5x5x7) (5x5x7)/Cube 0:**  
Measurement grid: dx=7.5mm, dy=7.5mm, dz=5mm  
Reference Value = 9.726 V/m; Power Drift = -0.15 dB  
Peak SAR (extrapolated) = 1.107 W/kg  
**SAR(1 g) = 0.853 mW/g; SAR(10 g) = 0.525 mW/g**  
Maximum value of SAR (measured) = 0.923 mW/g


Author Data  
**Hang Wang**

Dates of Test  
**Feb 7 –May 25, 2011**


Test Report No  
**RTS-3933-1105-11**

FCC ID:  
**L6ARDU70CW**

IC ID  
**2503A-RDU70CW**



0 dB = 0.920mW/g

	Document <b>Appendix B for the BlackBerry® Smartphone Model RDU71CW SAR Report</b>			Page <b>52(108)</b>
	Author Data <b>Hang Wang</b>	Dates of Test <b>Feb 7 –May 25, 2011</b>	Test Report No <b>RTS-3933-1105-11</b>	FCC ID: <b>L6ARDU70CW</b>

Date/Time: 2/25/2011 5:32:53 PM, Date/Time: 2/25/2011 5:38:24 PM

Test Laboratory: RIM Testing Services

**RightHandSide\_EDGE1900\_low\_chan\_amb\_temp\_23.0\_liq\_temp\_21.7C**

**DUT: BlackBerry Smartphone; Type: Sample ; Serial: 32D4BD0D**

Communication System: EDGE 1900; Communication System Band: Exported from older format (data unavailable - please correct).; Frequency: 1850.2

MHz; Communication System PAR: 6.232 dB

Medium parameters used (interpolated):  $f = 1850.2$  MHz;  $\sigma = 1.282$  mho/m;  $\epsilon_r = 38.52$ ;  $\rho = 1000$  kg/m<sup>3</sup>

Phantom section: Right Section

Measurement Standard: DASYS (IEEE/IEC/ANSI C63.19-2007)

DASY5 Configuration:

- Probe: ET3DV6 - SN1643; ConvF(4.99, 4.99, 4.99); Calibrated: 3/9/2010
  - Modulation Compensation: **Not calibrated**
- Sensor-Surface: 4mm (Mechanical Surface Detection)
- Electronics: DAE3 Sn472; Calibrated: 5/17/2010
- Phantom: SAM 1; Type: SAM 4.0; Serial: 1076
- Measurement SW: DASYS2, Version 52.6 (2); SEMCAD X Version 14.4.4 (2829)

**Configuration/Touch position - Mid/Area Scan (51x81x1):** Measurement grid: dx=15mm, dy=15mm

[Info: Interpolated medium parameters used for SAR evaluation.](#)

Maximum value of SAR (interpolated) = 1.063 mW/g

**Configuration/Touch position - Mid/Zoom Scan (5x5x7) (5x5x7)/Cube 0:**

Measurement grid: dx=7.5mm, dy=7.5mm, dz=5mm

Reference Value = 10.106 V/m; Power Drift = -0.07 dB

Peak SAR (extrapolated) = 1.370 W/kg

**SAR(1 g) = 1.04 mW/g; SAR(10 g) = 0.633 mW/g**

[Info: Interpolated medium parameters used for SAR evaluation.](#)

Maximum value of SAR (measured) = 1.136 mW/g


Author Data  
**Hang Wang**

Dates of Test  
**Feb 7 –May 25, 2011**


Test Report No  
**RTS-3933-1105-11**

FCC ID:  
**L6ARDU70CW**

IC ID  
**2503A-RDU70CW**



0 dB = 1.140mW/g

	Document <b>Appendix B for the BlackBerry® Smartphone Model RDU71CW SAR Report</b>			Page <b>54(108)</b>
	Author Data <b>Hang Wang</b>	Dates of Test <b>Feb 7 –May 25, 2011</b>	Test Report No <b>RTS-3933-1105-11</b>	FCC ID: <b>L6ARDU70CW</b>

Date/Time: 2/25/2011 5:20:05 PM, Date/Time: 2/25/2011 5:25:37 PM

Test Laboratory: RIM Testing Services

**RightHandSide\_EDGE1900\_mid\_chan\_amb\_temp\_23.1\_liq\_temp\_21.8**

**C**

**DUT: BlackBerry Smartphone; Type: Sample ; Serial: 32D4BD0D**

Communication System: EDGE 1900; Communication System Band: Exported from older format (data unavailable - please correct).; Frequency: 1880 MHz; Communication System PAR: 6.232 dB

Medium parameters used:  $f = 1880$  MHz;  $\sigma = 1.312$  mho/m;  $\epsilon_r = 38.485$ ;  $\rho = 1000$  kg/m<sup>3</sup>

Phantom section: Right Section

Measurement Standard: DASYS (IEEE/IEC/ANSI C63.19-2007)

DASY5 Configuration:

- Probe: ET3DV6 - SN1643; ConvF(4.99, 4.99, 4.99); Calibrated: 3/9/2010
  - Modulation Compensation: **Not calibrated**
- Sensor-Surface: 4mm (Mechanical Surface Detection)
- Electronics: DAE3 Sn472; Calibrated: 5/17/2010
- Phantom: SAM 1; Type: SAM 4.0; Serial: 1076
- Measurement SW: DASY52, Version 52.6 (2); SEMCAD X Version 14.4.4 (2829)

**Configuration/Touch position - Mid/Area Scan (51x81x1):** Measurement grid:

dx=15mm, dy=15mm

Maximum value of SAR (interpolated) = 1.248 mW/g

**Configuration/Touch position - Mid/Zoom Scan (5x5x7) (5x5x7)/Cube 0:**

Measurement grid: dx=7.5mm, dy=7.5mm, dz=5mm

Reference Value = 10.118 V/m; Power Drift = 0.19 dB

Peak SAR (extrapolated) = 1.458 W/kg

**SAR(1 g) = 1.12 mW/g; SAR(10 g) = 0.690 mW/g**

Maximum value of SAR (measured) = 1.206 mW/g


Author Data  
**Hang Wang**


Dates of Test  
**Feb 7 –May 25, 2011**

Test Report No  
**RTS-3933-1105-11**

FCC ID:  
**L6ARDU70CW**

IC ID  
**2503A-RDU70CW**



	Document <b>Appendix B for the BlackBerry® Smartphone Model RDU71CW SAR Report</b>			Page <b>56(108)</b>
	Author Data <b>Hang Wang</b>	Dates of Test <b>Feb 7 –May 25, 2011</b>	Test Report No <b>RTS-3933-1105-11</b>	FCC ID: <b>L6ARDU70CW</b>

Date/Time: 2/25/2011 5:49:13 PM, Date/Time: 2/25/2011 5:54:45 PM

Test Laboratory: RIM Testing Services

**RightHandSide\_EDGE1900\_high\_chan\_amb\_temp\_23.2\_liq\_temp\_21.9**

**C**

**DUT: BlackBerry Smartphone; Type: Sample ; Serial: 32D4BD0D**

Communication System: EDGE 1900; Communication System Band: Exported from older format (data unavailable - please correct).; Frequency: 1909.8

MHz; Communication System PAR: 6.232 dB

Medium parameters used:  $f = 1910$  MHz;  $\sigma = 1.344$  mho/m;  $\epsilon_r = 38.437$ ;  $\rho = 1000$  kg/m<sup>3</sup>

Phantom section: Right Section

Measurement Standard: DASYS (IEEE/IEC/ANSI C63.19-2007)

DASY5 Configuration:

- Probe: ET3DV6 - SN1643; ConvF(4.99, 4.99, 4.99); Calibrated: 3/9/2010
  - Modulation Compensation: **Not calibrated**
- Sensor-Surface: 4mm (Mechanical Surface Detection)
- Electronics: DAE3 Sn472; Calibrated: 5/17/2010
- Phantom: SAM 1; Type: SAM 4.0; Serial: 1076
- Measurement SW: DASY52, Version 52.6 (2); SEMCAD X Version 14.4.4 (2829)

**Configuration/Touch position - Mid/Area Scan (51x81x1):** Measurement grid:

dx=15mm, dy=15mm

Maximum value of SAR (interpolated) = 1.149 mW/g

**Configuration/Touch position - Mid/Zoom Scan (5x5x7) (5x5x7)/Cube 0:**

Measurement grid: dx=7.5mm, dy=7.5mm, dz=5mm

Reference Value = 10.496 V/m; Power Drift = 0.12 dB

Peak SAR (extrapolated) = 1.408 W/kg

**SAR(1 g) = 1.08 mW/g; SAR(10 g) = 0.678 mW/g**

Maximum value of SAR (measured) = 1.185 mW/g




Author Data  
**Hang Wang**

Dates of Test  
**Feb 7 –May 25, 2011**


Test Report No  
**RTS-3933-1105-11**

FCC ID:  
**L6ARDU70CW**

IC ID  
**2503A-RDU70CW**



0 dB = 1.180mW/g

	Document			Page
	<b>Appendix B for the BlackBerry® Smartphone Model RDU71CW SAR Report</b>			<b>58(108)</b>
Author Data	Dates of Test	Test Report No	FCC ID:	IC ID
<b>Hang Wang</b>	<b>Feb 7 –May 25, 2011</b>	<b>RTS-3933-1105-11</b>	<b>L6ARDU70CW</b>	<b>2503A-RDU70CW</b>

Date/Time: 2/25/2011 6:03:59 PM, Date/Time: 2/25/2011 6:09:28 PM

Test Laboratory: RIM Testing Services

## RightHandSide\_Tilt\_EDGE1900\_mid\_chan\_amb\_temp\_23.2\_liq\_temp\_2 1.9C

**DUT: BlackBerry Smartphone; Type: Sample ; Serial: 32D4BD0D**

Communication System: EDGE 1900; Communication System Band: Exported from older format (data unavailable - please correct).; Frequency: 1880 MHz; Communication System PAR: 6.232 dB

Medium parameters used:  $f = 1880$  MHz;  $\sigma = 1.312$  mho/m;  $\epsilon_r = 38.485$ ;  $\rho = 1000$  kg/m<sup>3</sup>

Phantom section: Right Section

Measurement Standard: DASYS (IEEE/IEC/ANSI C63.19-2007)

DASY5 Configuration:

- Probe: ET3DV6 - SN1643; ConvF(4.99, 4.99, 4.99); Calibrated: 3/9/2010
  - Modulation Compensation: **Not calibrated**
- Sensor-Surface: 4mm (Mechanical Surface Detection)
- Electronics: DAE3 Sn472; Calibrated: 5/17/2010
- Phantom: SAM 1; Type: SAM 4.0; Serial: 1076
- Measurement SW: DASY52, Version 52.6 (2); SEMCAD X Version 14.4.4 (2829)

**Configuration/Touch position -/Area Scan (51x81x1):** Measurement grid:

dx=15mm, dy=15mm

Maximum value of SAR (interpolated) = 0.400 mW/g

**Configuration/Touch position -/Zoom Scan (5x5x7) (7x7x7)/Cube 0:**

Measurement grid: dx=5mm, dy=5mm, dz=5mm

Reference Value = 17.427 V/m; Power Drift = -0.06 dB

Peak SAR (extrapolated) = 0.459 W/kg

**SAR(1 g) = 0.348 mW/g; SAR(10 g) = 0.232 mW/g**

Maximum value of SAR (measured) = 0.378 mW/g

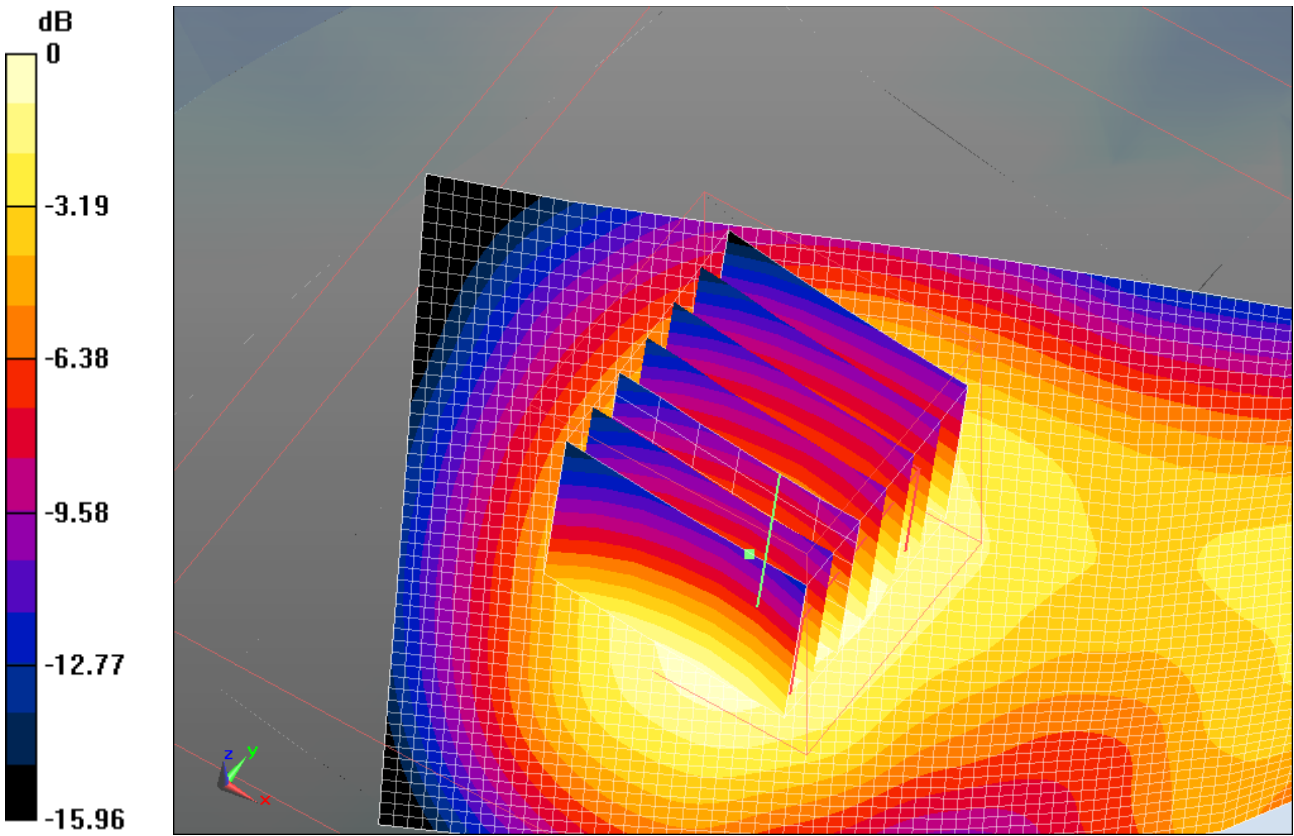
Author Data  
**Hang Wang**

Dates of Test  
**Feb 7 –May 25, 2011**


Test Report No  
**RTS-3933-1105-11**

FCC ID:  
**L6ARDU70CW**

IC ID  
**2503A-RDU70CW**



0 dB = 0.380mW/g

	Document <b>Appendix B for the BlackBerry® Smartphone Model RDU71CW SAR Report</b>			Page <b>60(108)</b>
	Author Data <b>Hang Wang</b>	Dates of Test <b>Feb 7 –May 25, 2011</b>	Test Report No <b>RTS-3933-1105-11</b>	FCC ID: <b>L6ARDU70CW</b>

Date/Time: 2/25/2011 9:32:46 PM, Date/Time: 2/25/2011 9:38:31 PM

Test Laboratory: RIM Testing Services

**LeftHandSide\_EDGE1900\_low\_chan\_amb\_temp\_23.2\_liq\_temp\_21.9C**

**DUT: BlackBerry Smartphone; Type: Sample ; Serial: 32D4BD0D**

Communication System: EDGE 1900; Communication System Band: Exported from older format (data unavailable - please correct).; Frequency: 1880 MHz; Communication System PAR: 6.232 dB

Medium parameters used:  $f = 1880$  MHz;  $\sigma = 1.312$  mho/m;  $\epsilon_r = 38.485$ ;  $\rho = 1000$  kg/m<sup>3</sup>

Phantom section: Left Section

Measurement Standard: DASY5 (IEEE/IEC/ANSI C63.19-2007)

DASY5 Configuration:

- Probe: ET3DV6 - SN1643; ConvF(4.99, 4.99, 4.99); Calibrated: 3/9/2010
  - Modulation Compensation: **Not calibrated**
- Sensor-Surface: 4mm (Mechanical Surface Detection)
- Electronics: DAE3 Sn472; Calibrated: 5/17/2010
- Phantom: SAM 1; Type: SAM 4.0; Serial: 1076
- Measurement SW: DASY52, Version 52.6 (2); SEMCAD X Version 14.4.4 (2829)

**Configuration/Touch position -/Area Scan (61x81x1):** Measurement grid:

dx=15mm, dy=15mm

Maximum value of SAR (interpolated) = 0.930 mW/g

**Configuration/Touch position -/Zoom Scan (5x5x7) (7x7x7)/Cube 0:**

Measurement grid: dx=5mm, dy=5mm, dz=5mm

Reference Value = 8.059 V/m; Power Drift = 0.12 dB

Peak SAR (extrapolated) = 1.454 W/kg

**SAR(1 g) = 0.854 mW/g; SAR(10 g) = 0.477 mW/g**

Maximum value of SAR (measured) = 0.966 mW/g

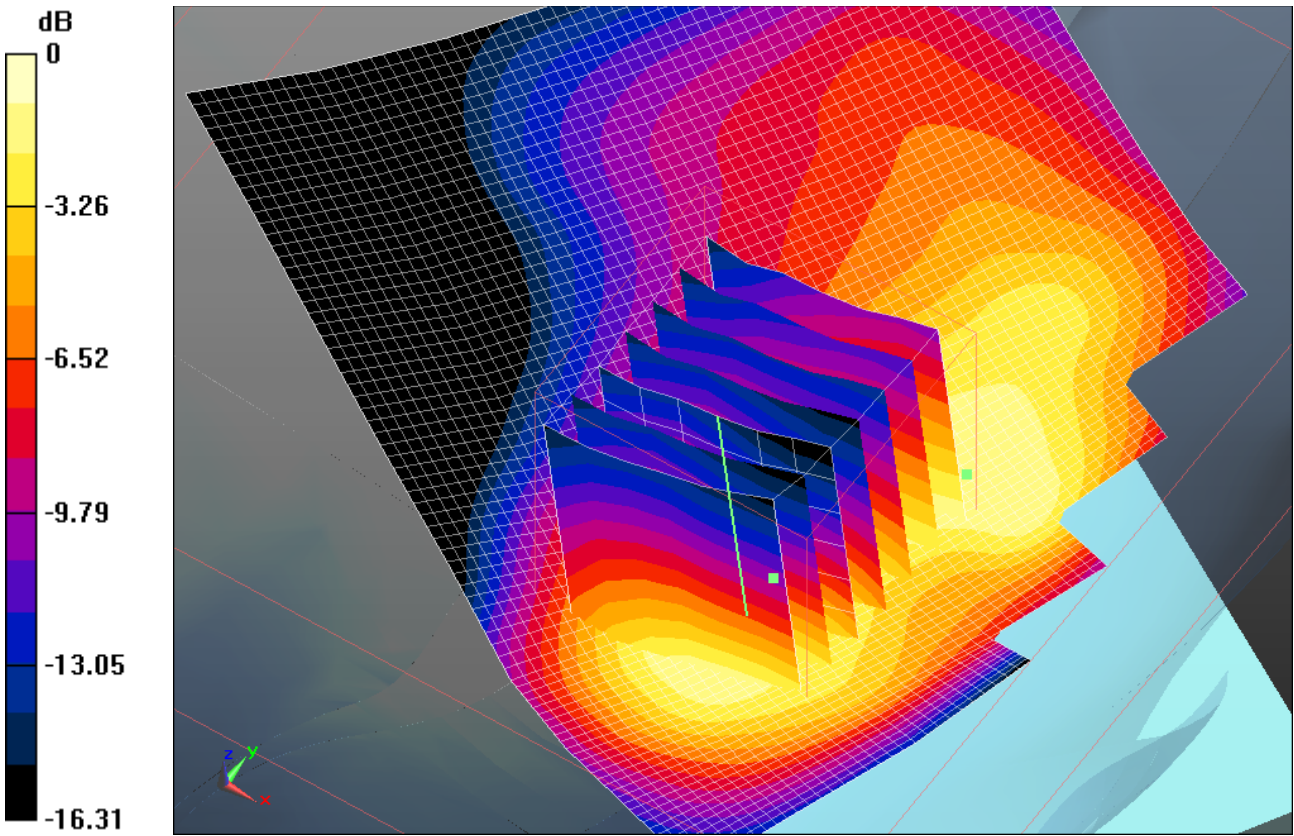
Author Data  
**Hang Wang**

Dates of Test  
**Feb 7 –May 25, 2011**


Test Report No  
**RTS-3933-1105-11**

FCC ID:  
**L6ARDU70CW**

IC ID  
**2503A-RDU70CW**



0 dB = 0.970mW/g

	Document <b>Appendix B for the BlackBerry® Smartphone Model RDU71CW SAR Report</b>			Page <b>62(108)</b>
	Author Data <b>Hang Wang</b>	Dates of Test <b>Feb 7 –May 25, 2011</b>	Test Report No <b>RTS-3933-1105-11</b>	FCC ID: <b>L6ARDU70CW</b>

Date/Time: 2/25/2011 8:20:26 PM, Date/Time: 2/25/2011 8:26:29 PM

Test Laboratory: RIM Testing Services

**LeftHandSide\_EDGE1900\_mid\_chan\_amb\_temp\_23.0\_liq\_temp\_21.7C**

**DUT: BlackBerry Smartphone; Type: Sample ; Serial: 32D4BD0D**

Communication System: EDGE 1900; Communication System Band: Exported from older format (data unavailable - please correct).; Frequency: 1880 MHz; Communication System PAR: 6.232 dB

Medium parameters used:  $f = 1880$  MHz;  $\sigma = 1.312$  mho/m;  $\epsilon_r = 38.485$ ;  $\rho = 1000$  kg/m<sup>3</sup>

Phantom section: Left Section

Measurement Standard: DASYS (IEEE/IEC/ANSI C63.19-2007)

DASY5 Configuration:

- Probe: ET3DV6 - SN1643; ConvF(4.99, 4.99, 4.99); Calibrated: 3/9/2010
  - Modulation Compensation: **Not calibrated**
- Sensor-Surface: 4mm (Mechanical Surface Detection)
- Electronics: DAE3 Sn472; Calibrated: 5/17/2010
- Phantom: SAM 1; Type: SAM 4.0; Serial: 1076
- Measurement SW: DASY52, Version 52.6 (2); SEMCAD X Version 14.4.4 (2829)

**Configuration/Touch position -/Area Scan (61x81x1):** Measurement grid:

dx=15mm, dy=15mm

Maximum value of SAR (interpolated) = 1.025 mW/g

**Configuration/Touch position -/Zoom Scan (5x5x7) (5x5x7)/Cube 0:**

Measurement grid: dx=7.5mm, dy=7.5mm, dz=5mm

Reference Value = 8.547 V/m; Power Drift = 0.09 dB

Peak SAR (extrapolated) = 1.543 W/kg

**SAR(1 g) = 0.907 mW/g; SAR(10 g) = 0.491 mW/g**

Maximum value of SAR (measured) = 0.998 mW/g

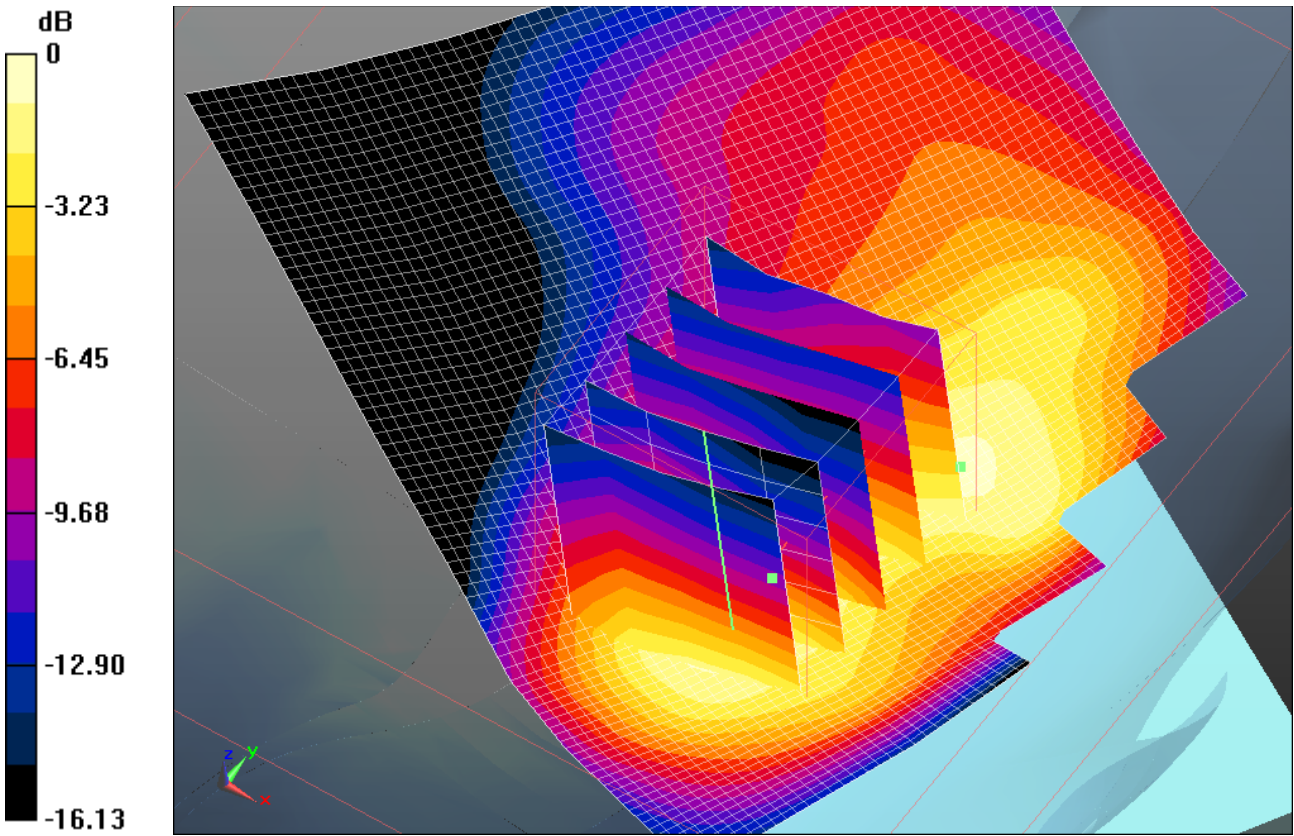
Author Data  
**Hang Wang**

Dates of Test  
**Feb 7 –May 25, 2011**


Test Report No  
**RTS-3933-1105-11**

FCC ID:  
**L6ARDU70CW**

IC ID  
**2503A-RDU70CW**



0 dB = 1.000mW/g

	Document <b>Appendix B for the BlackBerry® Smartphone Model RDU71CW SAR Report</b>			Page <b>64(108)</b>
	Author Data <b>Hang Wang</b>	Dates of Test <b>Feb 7 –May 25, 2011</b>	Test Report No <b>RTS-3933-1105-11</b>	FCC ID: <b>L6ARDU70CW</b>

Date/Time: 2/25/2011 9:51:42 PM, Date/Time: 2/25/2011 9:57:27 PM

Test Laboratory: RIM Testing Services

## LeftHandSide\_EDGE1900\_high\_chan\_amb\_temp\_23.2\_liq\_temp\_21.9C

**DUT: BlackBerry Smartphone; Type: Sample ; Serial: 32D4BD0D**

Communication System: EDGE 1900; Communication System Band: Exported from older format (data unavailable - please correct).; Frequency: 1909.8 MHz; Communication System PAR: 6.232 dB  
Medium parameters used:  $f = 1910$  MHz;  $\sigma = 1.344$  mho/m;  $\epsilon_r = 38.437$ ;  $\rho = 1000$  kg/m<sup>3</sup>  
Phantom section: Left Section  
Measurement Standard: DASYS (IEEE/IEC/ANSI C63.19-2007)

DASY5 Configuration:

- Probe: ET3DV6 - SN1643; ConvF(4.99, 4.99, 4.99); Calibrated: 3/9/2010
  - Modulation Compensation: **Not calibrated**
- Sensor-Surface: 4mm (Mechanical Surface Detection)
- Electronics: DAE3 Sn472; Calibrated: 5/17/2010
- Phantom: SAM 1; Type: SAM 4.0; Serial: 1076
- Measurement SW: DASY52, Version 52.6 (2); SEMCAD X Version 14.4.4 (2829)

**Configuration/Touch position -/Area Scan (61x81x1):** Measurement grid:  
dx=15mm, dy=15mm  
Maximum value of SAR (interpolated) = 0.873 mW/g

**Configuration/Touch position -/Zoom Scan (5x5x7) (5x5x7)/Cube 0:**  
Measurement grid: dx=7.5mm, dy=7.5mm, dz=5mm  
Reference Value = 8.184 V/m; Power Drift = -0.11 dB  
Peak SAR (extrapolated) = 1.394 W/kg  
**SAR(1 g) = 0.816 mW/g; SAR(10 g) = 0.446 mW/g**  
Maximum value of SAR (measured) = 0.925 mW/g



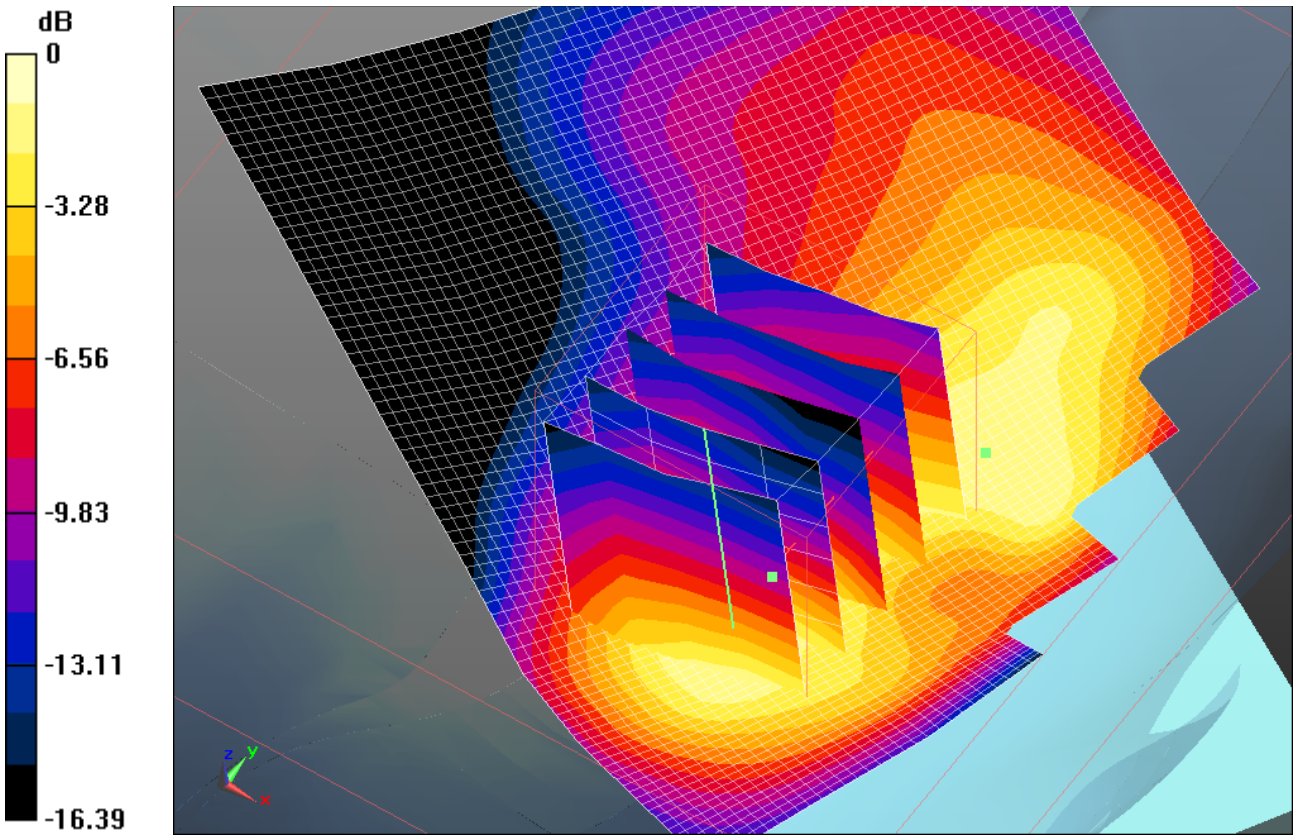
Author Data  
**Hang Wang**

Dates of Test  
**Feb 7 –May 25, 2011**


Test Report No  
**RTS-3933-1105-11**

FCC ID:  
**L6ARDU70CW**

IC ID  
**2503A-RDU70CW**



0 dB = 0.930mW/g

	Document <b>Appendix B for the BlackBerry® Smartphone Model RDU71CW SAR Report</b>			Page <b>66(108)</b>
	Author Data <b>Hang Wang</b>	Dates of Test <b>Feb 7 –May 25, 2011</b>	Test Report No <b>RTS-3933-1105-11</b>	FCC ID: <b>L6ARDU70CW</b>

Date/Time: 2/25/2011 10:07:27 PM, Date/Time: 2/25/2011 10:29:08 PM

Test Laboratory: RIM Testing Services

**LeftHandSide\_Tilt\_EDGE1900\_mid\_chan\_amb\_temp\_23.1\_liq\_temp\_21.8C**

**DUT: BlackBerry Smartphone; Type: Sample ; Serial: 32D4BD0D**

Communication System: EDGE 1900; Communication System Band: Exported from older format (data unavailable - please correct).; Frequency: 1880 MHz; Communication System PAR: 6.232 dB

Medium parameters used:  $f = 1880 \text{ MHz}$ ;  $\sigma = 1.312 \text{ mho/m}$ ;  $\epsilon_r = 38.485$ ;  $\rho = 1000 \text{ kg/m}^3$

Phantom section: Left Section

Measurement Standard: DASYS (IEEE/IEC/ANSI C63.19-2007)

DASY5 Configuration:

- Probe: ET3DV6 - SN1643; ConvF(4.99, 4.99, 4.99); Calibrated: 3/9/2010
  - Modulation Compensation: **Not calibrated**
- Sensor-Surface: 4mm (Mechanical Surface Detection)
- Electronics: DAE3 Sn472; Calibrated: 5/17/2010
- Phantom: SAM 1; Type: SAM 4.0; Serial: 1076
- Measurement SW: DASY52, Version 52.6 (2); SEMCAD X Version 14.4.4 (2829)

**Configuration/Touch position -/Area Scan (61x81x1):** Measurement grid:

$dx=15\text{mm}$ ,  $dy=15\text{mm}$

Maximum value of SAR (interpolated) = 0.674 mW/g

**Configuration/Touch position -/Zoom Scan (5x5x7) (5x5x7)/Cube 0:**

Measurement grid:  $dx=7.5\text{mm}$ ,  $dy=7.5\text{mm}$ ,  $dz=5\text{mm}$

Reference Value = 15.641 V/m; Power Drift = 0.11 dB

Peak SAR (extrapolated) = 0.736 W/kg

**SAR(1 g) = 0.530 mW/g; SAR(10 g) = 0.336 mW/g**

Maximum value of SAR (measured) = 0.559 mW/g

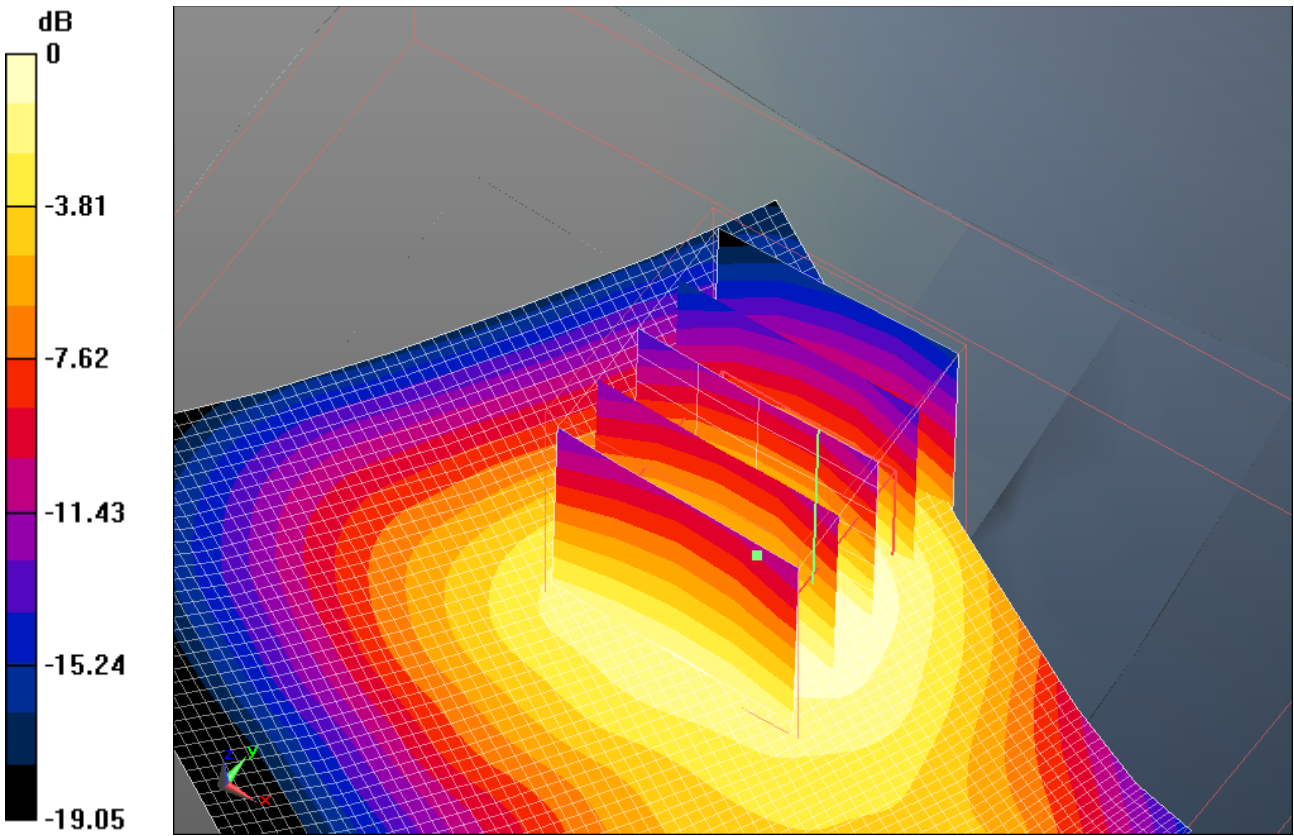
Author Data  
**Hang Wang**

Dates of Test  
**Feb 7 –May 25, 2011**


Test Report No  
**RTS-3933-1105-11**

FCC ID:  
**L6ARDU70CW**

IC ID  
**2503A-RDU70CW**



0 dB = 0.560mW/g

	Document			Page
	<b>Appendix B for the BlackBerry® Smartphone Model RDU71CW SAR Report</b>			<b>68(108)</b>
Author Data	Dates of Test	Test Report No	FCC ID:	IC ID
<b>Hang Wang</b>	<b>Feb 7 –May 25, 2011</b>	<b>RTS-3933-1105-11</b>	<b>L6ARDU70CW</b>	<b>2503A-RDU70CW</b>

Date/Time: 4/19/2011 6:58:17 PM, Date/Time: 4/19/2011 7:03:36 PM

Test Laboratory: RIM Testing Services

**RightHandSide\_EDGE1900\_mid\_chan\_amb\_temp\_23.5\_liq\_temp\_22.3**

**C**

**DUT: BlackBerry Smartphone; Type: Sample ; Serial: 32E46EDD**

Communication System: EDGE 1900; Communication System Band: Exported from older format (data unavailable - please correct).; Frequency: 1880 MHz; Communication System PAR: 6.232 dB

Medium parameters used:  $f = 1880$  MHz;  $\sigma = 1.344$  mho/m;  $\epsilon_r = 38.254$ ;  $\rho = 1000$  kg/m<sup>3</sup>

Phantom section: Right Section

Measurement Standard: DASYS (IEEE/IEC/ANSI C63.19-2007)

DASY5 Configuration:

- Probe: ES3DV3 - SN3225; ConvF(5.26, 5.26, 5.26); Calibrated: 1/13/2011
  - Modulation Compensation: **Not calibrated**
- Sensor-Surface: 4mm (Mechanical Surface Detection)
- Electronics: DAE3 Sn473; Calibrated: 1/21/2011
- Phantom: SAM 1; Type: SAM 4.0; Serial: 1076
- Measurement SW: DASY52, Version 52.6 (2); SEMCAD X Version 14.4.4 (2829)

**Configuration/Touch position -/Area Scan (51x81x1):** Measurement grid:

dx=15mm, dy=15mm

Maximum value of SAR (interpolated) = 0.892 mW/g

**Configuration/Touch position -/Zoom Scan (5x5x7) (5x5x7)/Cube 0:**

Measurement grid: dx=7.5mm, dy=7.5mm, dz=5mm

Reference Value = 9.439 V/m; Power Drift = 0.19 dB

Peak SAR (extrapolated) = 1.058 W/kg

**SAR(1 g) = 0.767 mW/g; SAR(10 g) = 0.487 mW/g**

Maximum value of SAR (measured) = 0.836 mW/g

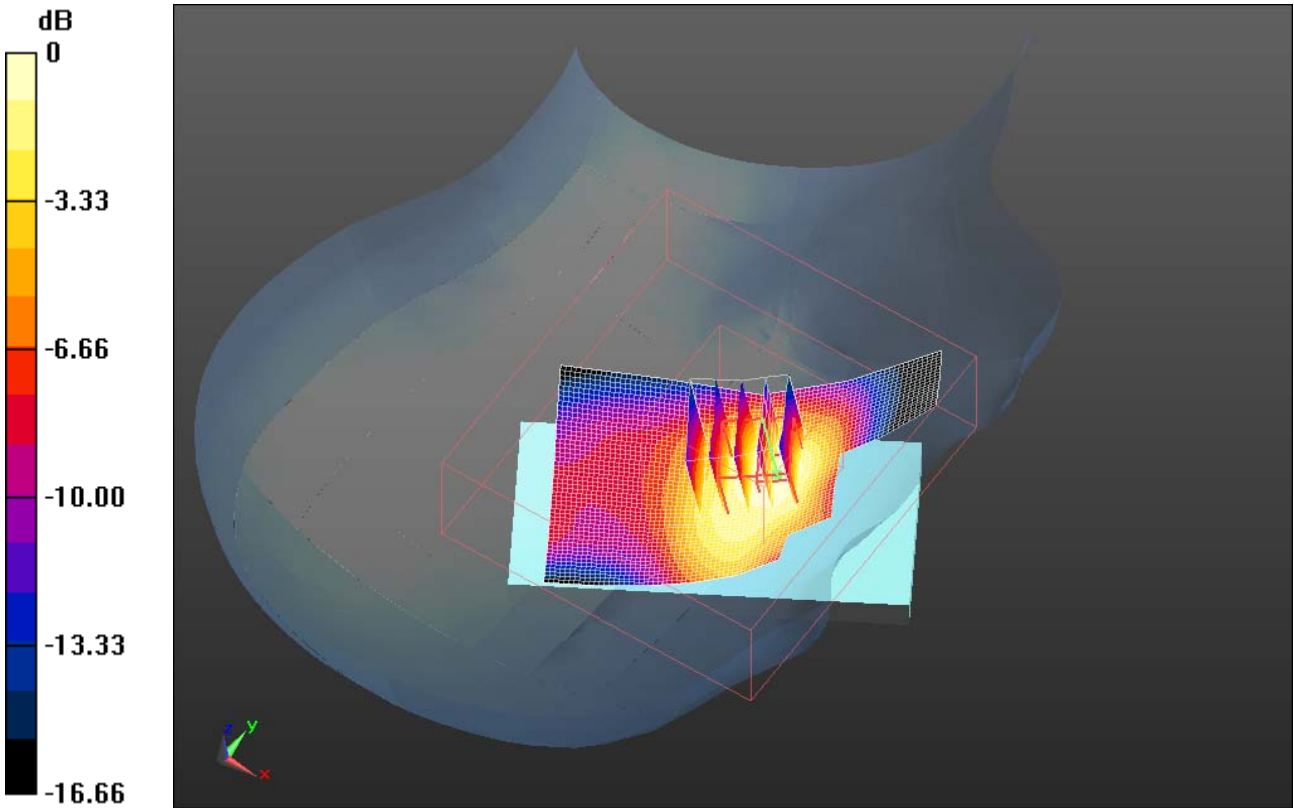
Author Data  
**Hang Wang**

Dates of Test  
**Feb 7 –May 25, 2011**


Test Report No  
**RTS-3933-1105-11**

FCC ID:  
**L6ARDU70CW**

IC ID  
**2503A-RDU70CW**



0 dB = 0.840mW/g

	Document <b>Appendix B for the BlackBerry® Smartphone Model RDU71CW SAR Report</b>			Page <b>70(108)</b>
	Author Data <b>Hang Wang</b>	Dates of Test <b>Feb 7 –May 25, 2011</b>	Test Report No <b>RTS-3933-1105-11</b>	FCC ID: <b>L6ARDU70CW</b>

Date/Time: 4/19/2011 7:14:34 PM, Date/Time: 4/19/2011 7:19:33 PM

Test Laboratory: RIM Testing Services

## LeftHandSide\_EDGE1900\_mid\_chan\_amb\_temp\_23.2\_liq\_temp\_22.1C

**DUT: BlackBerry Smartphone; Type: Sample ; Serial: 32E46EDD**

Communication System: EDGE 1900; Communication System Band: Exported from older format (data unavailable - please correct).; Frequency: 1880 MHz; Communication System PAR: 6.232 dB

Medium parameters used:  $f = 1880$  MHz;  $\sigma = 1.344$  mho/m;  $\epsilon_r = 38.254$ ;  $\rho = 1000$  kg/m<sup>3</sup>

Phantom section: Left Section

Measurement Standard: DASYS (IEEE/IEC/ANSI C63.19-2007)

DASY5 Configuration:

- Probe: ES3DV3 - SN3225; ConvF(5.26, 5.26, 5.26); Calibrated: 1/13/2011
  - Modulation Compensation: **Not calibrated**
- Sensor-Surface: 4mm (Mechanical Surface Detection)
- Electronics: DAE3 Sn473; Calibrated: 1/21/2011
- Phantom: SAM 1; Type: SAM 4.0; Serial: 1076
- Measurement SW: DASY52, Version 52.6 (2); SEMCAD X Version 14.4.4 (2829)

**Configuration/Touch position -/Area Scan (51x81x1):** Measurement grid:

dx=15mm, dy=15mm

Maximum value of SAR (interpolated) = 0.774 mW/g

**Configuration/Touch position -/Zoom Scan (5x5x7) (6x6x7)/Cube 0:**

Measurement grid: dx=7.5mm, dy=7.5mm, dz=5mm

Reference Value = 8.089 V/m; Power Drift = -0.14 dB

Peak SAR (extrapolated) = 1.180 W/kg

**SAR(1 g) = 0.664 mW/g; SAR(10 g) = 0.368 mW/g**

Maximum value of SAR (measured) = 0.740 mW/g

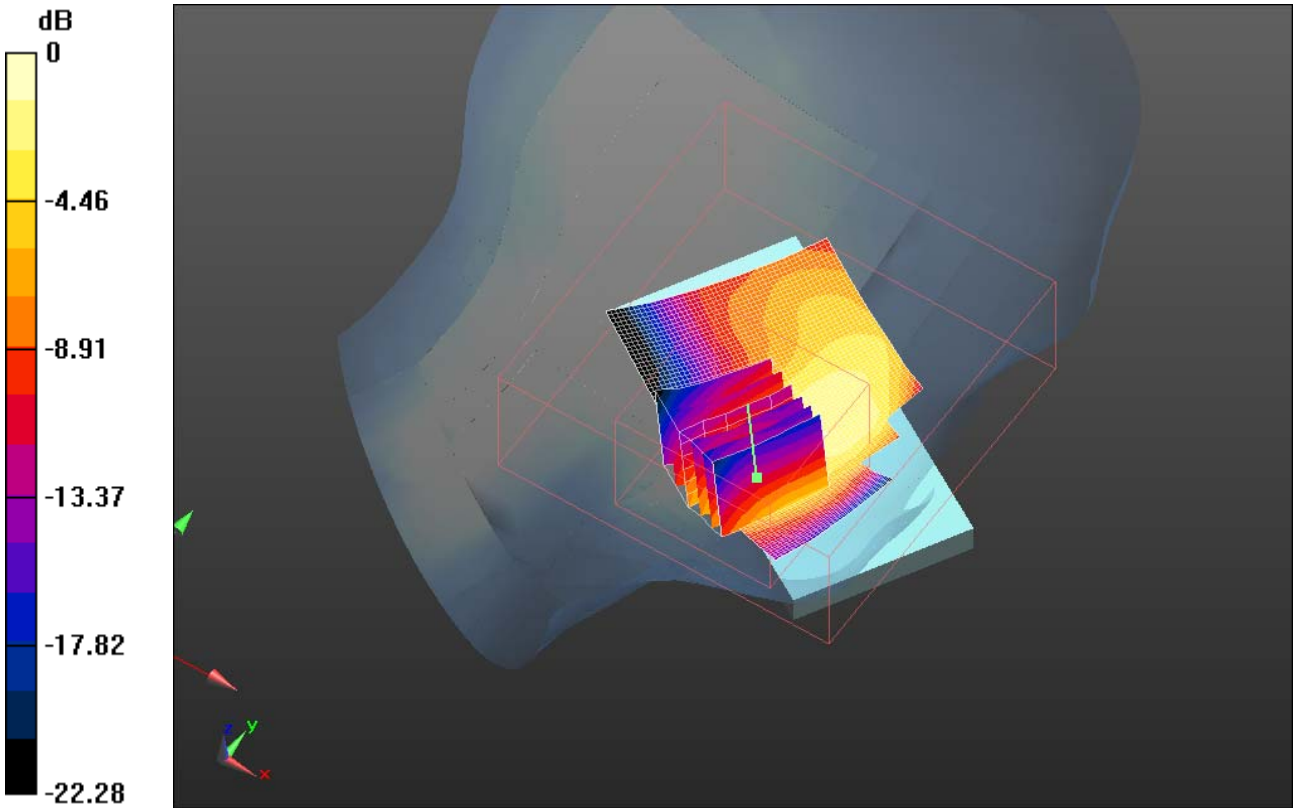
Author Data  
**Hang Wang**

Dates of Test  
**Feb 7 –May 25, 2011**


Test Report No  
**RTS-3933-1105-11**

FCC ID:  
**L6ARDU70CW**

IC ID  
**2503A-RDU70CW**



0 dB = 0.740mW/g

	Document <b>Appendix B for the BlackBerry® Smartphone Model RDU71CW SAR Report</b>			Page <b>72(108)</b>
	Author Data <b>Hang Wang</b>	Dates of Test <b>Feb 7 –May 25, 2011</b>	Test Report No <b>RTS-3933-1105-11</b>	FCC ID: <b>L6ARDU70CW</b>

Date/Time: 3/3/2011 5:55:46 PM, Date/Time: 3/3/2011 6:01:20 PM

Test Laboratory: RIM Testing Services

## RightHandSide\_802.11b\_mid\_chan\_amb\_temp\_23.4\_liq\_temp\_21.8C

**DUT: BlackBerry Smartphone; Type: Sample ; Serial: 32D4BD0D**

Communication System: 802.11 b (2450); Communication System Band: Exported from older format (data unavailable - please correct).; Frequency: 2437 MHz; Communication System PAR: 0 dB

Medium parameters used (interpolated):  $f = 2437$  MHz;  $\sigma = 1.838$  mho/m;  $\epsilon_r = 37.577$ ;  $\rho = 1000$  kg/m<sup>3</sup>

Phantom section: Right Section

Measurement Standard: DASYS (IEEE/IEC/ANSI C63.19-2007)

DASY5 Configuration:

- Probe: ES3DV3 - SN3225; ConvF(4.6, 4.6, 4.6); Calibrated: 1/13/2011
  - Modulation Compensation: **Not calibrated**
- Sensor-Surface: 4mm (Mechanical Surface Detection)
- Electronics: DAE4 Sn881; Calibrated: 4/19/2010
- Phantom: SAM 1; Type: SAM 4.0; Serial: 1076
- Measurement SW: DASYS2, Version 52.6 (2); SEMCAD X Version 14.4.4 (2829)

**Configuration/Touch position - Mid/Area Scan (51x81x1):** Measurement grid: dx=15mm, dy=15mm

[Info: Interpolated medium parameters used for SAR evaluation.](#)

Maximum value of SAR (interpolated) = 0.239 mW/g

**Configuration/Touch position - Mid/Zoom Scan (5x5x7) (5x5x7)/Cube 0:**

Measurement grid: dx=7.5mm, dy=7.5mm, dz=5mm

Reference Value = 7.849 V/m; Power Drift = 0.04 dB

Peak SAR (extrapolated) = 0.412 W/kg

**SAR(1 g) = 0.210 mW/g; SAR(10 g) = 0.111 mW/g**

[Info: Interpolated medium parameters used for SAR evaluation.](#)

Maximum value of SAR (measured) = 0.231 mW/g




Author Data  
**Hang Wang**

Dates of Test  
**Feb 7 –May 25, 2011**


Test Report No  
**RTS-3933-1105-11**

FCC ID:  
**L6ARDU70CW**

IC ID  
**2503A-RDU70CW**



0 dB = 0.230mW/g

	Document <b>Appendix B for the BlackBerry® Smartphone Model RDU71CW SAR Report</b>			Page <b>74(108)</b>
	Author Data <b>Hang Wang</b>	Dates of Test <b>Feb 7 –May 25, 2011</b>	Test Report No <b>RTS-3933-1105-11</b>	FCC ID: <b>L6ARDU70CW</b>

Date/Time: 3/3/2011 6:12:53 PM, Date/Time: 3/3/2011 6:22:49 PM

Test Laboratory: RIM Testing Services

**RightHandSide\_Tilt\_802.11b\_mid\_chan\_amb\_temp\_23.3\_liq\_temp\_21.8**

**C**

**DUT: BlackBerry Smartphone; Type: Sample ; Serial: 32D4BD0D**

Communication System: 802.11 b (2450); Communication System Band: Exported from older format (data unavailable - please correct).; Frequency: 2437 MHz; Communication System PAR: 0 dB

Medium parameters used (interpolated):  $f = 2437$  MHz;  $\sigma = 1.838$  mho/m;  $\epsilon_r = 37.577$ ;  $\rho = 1000$  kg/m<sup>3</sup>

Phantom section: Right Section

Measurement Standard: DASY5 (IEEE/IEC/ANSI C63.19-2007)

DASY5 Configuration:

- Probe: ES3DV3 - SN3225; ConvF(4.6, 4.6, 4.6); Calibrated: 1/13/2011
  - Modulation Compensation: **Not calibrated**
- Sensor-Surface: 4mm (Mechanical Surface Detection)
- Electronics: DAE4 Sn881; Calibrated: 4/19/2010
- Phantom: SAM 1; Type: SAM 4.0; Serial: 1076
- Measurement SW: DASY52, Version 52.6 (2); SEMCAD X Version 14.4.4 (2829)

**Configuration/Touch position -/Area Scan (51x81x1):** Measurement grid: dx=15mm, dy=15mm

[Info: Interpolated medium parameters used for SAR evaluation.](#)

Maximum value of SAR (interpolated) = 0.194 mW/g


**Configuration/Touch position -/Zoom Scan (5x5x7) (5x5x7)/Cube 0:**

Measurement grid: dx=7.5mm, dy=7.5mm, dz=5mm

Reference Value = 9.244 V/m; Power Drift = -0.07 dB


Peak SAR (extrapolated) = 0.347 W/kg

**SAR(1 g) = 0.179 mW/g; SAR(10 g) = 0.089 mW/g**


	Document <b>Appendix B for the BlackBerry® Smartphone Model RDU71CW SAR Report</b>			Page <b>75(108)</b>
	Author Data <b>Hang Wang</b>	Dates of Test <b>Feb 7 –May 25, 2011</b>	Test Report No <b>RTS-3933-1105-11</b>	FCC ID: <b>L6ARDU70CW</b>

Info: Interpolated medium parameters used for SAR evaluation.

Maximum value of SAR (measured) = 0.202 mW/g



0 dB = 0.200mW/g

	Document <b>Appendix B for the BlackBerry® Smartphone Model RDU71CW SAR Report</b>			Page <b>76(108)</b>
	Author Data <b>Hang Wang</b>	Dates of Test <b>Feb 7 –May 25, 2011</b>	Test Report No <b>RTS-3933-1105-11</b>	FCC ID: <b>L6ARDU70CW</b>

Date/Time: 3/3/2011 6:34:16 PM, Date/Time: 3/3/2011 6:40:04 PM

Test Laboratory: RIM Testing Services

## LeftHandSide\_802.11b\_mid\_chan\_amb\_temp\_23.3\_liq\_temp\_21.7C

**DUT: BlackBerry Smartphone; Type: Sample ; Serial: 32D4BD0D**

Communication System: 802.11 b (2450); Communication System Band: Exported from older format (data unavailable - please correct).; Frequency: 2437 MHz; Communication System PAR: 0 dB

Medium parameters used (interpolated):  $f = 2437$  MHz;  $\sigma = 1.838$  mho/m;  $\epsilon_r = 37.577$ ;  $\rho = 1000$  kg/m<sup>3</sup>

Phantom section: Left Section

Measurement Standard: DASY5 (IEEE/IEC/ANSI C63.19-2007)

DASY5 Configuration:

- Probe: ES3DV3 - SN3225; ConvF(4.6, 4.6, 4.6); Calibrated: 1/13/2011
  - Modulation Compensation: **Not calibrated**
- Sensor-Surface: 4mm (Mechanical Surface Detection)
- Electronics: DAE4 Sn881; Calibrated: 4/19/2010
- Phantom: SAM 1; Type: SAM 4.0; Serial: 1076
- Measurement SW: DASY52, Version 52.6 (2); SEMCAD X Version 14.4.4 (2829)

**Configuration/Touch position -/Area Scan (61x81x1):** Measurement grid: dx=15mm, dy=15mm

[Info: Interpolated medium parameters used for SAR evaluation.](#)

Maximum value of SAR (interpolated) = 0.535 mW/g

**Configuration/Touch position -/Zoom Scan (5x5x7) (7x7x7)/Cube 0:**

Measurement grid: dx=5mm, dy=5mm, dz=5mm

Reference Value = 6.457 V/m; Power Drift = 0.11 dB

Peak SAR (extrapolated) = 1.199 W/kg

**SAR(1 g) = 0.524 mW/g; SAR(10 g) = 0.234 mW/g**

[Info: Interpolated medium parameters used for SAR evaluation.](#)

Maximum value of SAR (measured) = 0.611 mW/g

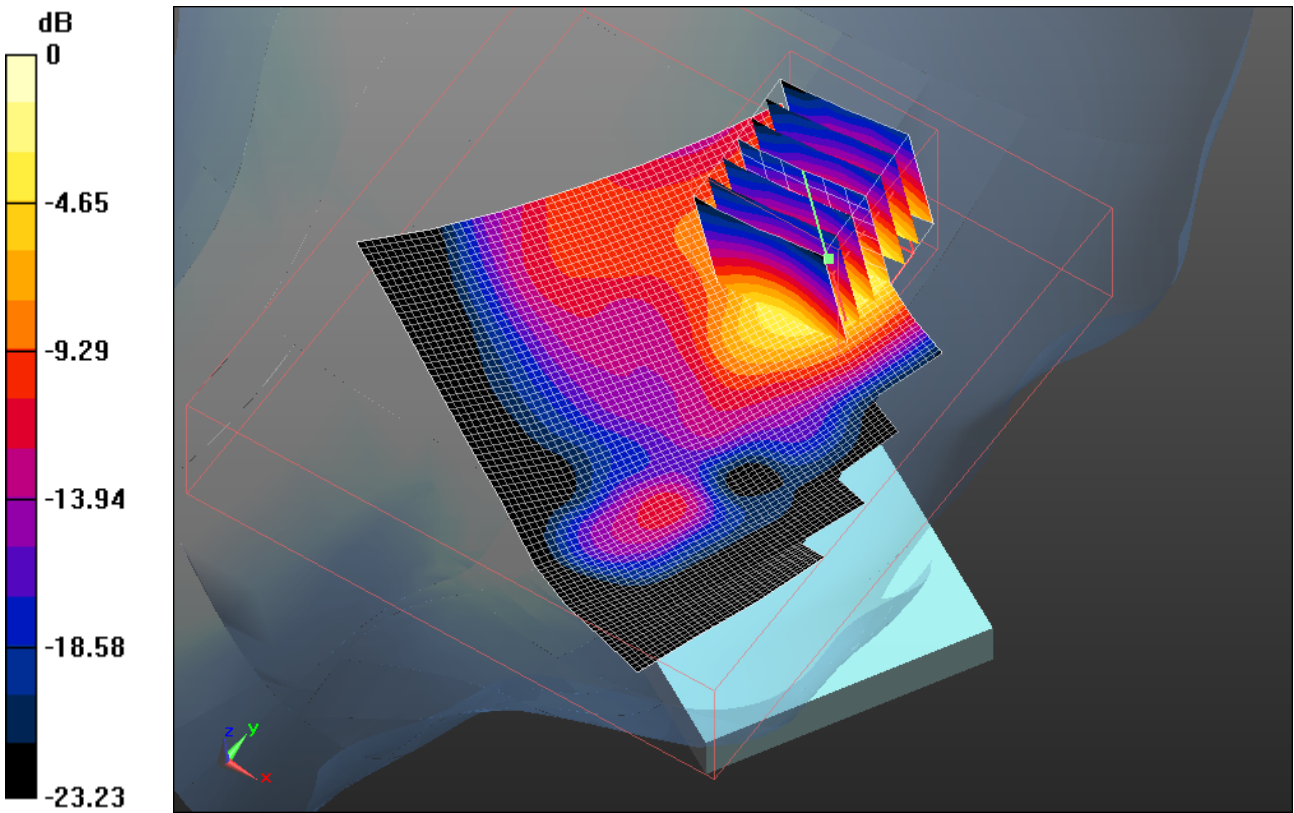
Author Data  
**Hang Wang**

Dates of Test  
**Feb 7 –May 25, 2011**


Test Report No  
**RTS-3933-1105-11**

FCC ID:  
**L6ARDU70CW**

IC ID  
**2503A-RDU70CW**



0 dB = 0.610mW/g

	Document <b>Appendix B for the BlackBerry® Smartphone Model RDU71CW SAR Report</b>			Page <b>78(108)</b>
	Author Data <b>Hang Wang</b>	Dates of Test <b>Feb 7 –May 25, 2011</b>	Test Report No <b>RTS-3933-1105-11</b>	FCC ID: <b>L6ARDU70CW</b>

Date/Time: 3/3/2011 6:55:09 PM, Date/Time: 3/3/2011 7:16:04 PM

Test Laboratory: RIM Testing Services

## LeftHandSide\_Tilt\_802.11b\_mid\_chan\_amb\_temp\_23.2\_liq\_temp\_21.7C

**DUT: BlackBerry Smartphone; Type: Sample ; Serial: 32D4BD0D**

Communication System: 802.11 b (2450); Communication System Band: Exported from older format (data unavailable - please correct).; Frequency: 2437 MHz; Communication System PAR: 0 dB

Medium parameters used (interpolated):  $f = 2437$  MHz;  $\sigma = 1.838$  mho/m;  $\epsilon_r = 37.577$ ;  $\rho = 1000$  kg/m<sup>3</sup>

Phantom section: Left Section

Measurement Standard: DASYS (IEEE/IEC/ANSI C63.19-2007)

DASY5 Configuration:

- Probe: ES3DV3 - SN3225; ConvF(4.6, 4.6, 4.6); Calibrated: 1/13/2011
  - Modulation Compensation: **Not calibrated**
- Sensor-Surface: 4mm (Mechanical Surface Detection)
- Electronics: DAE4 Sn881; Calibrated: 4/19/2010
- Phantom: SAM 1; Type: SAM 4.0; Serial: 1076
- Measurement SW: DASYS2, Version 52.6 (2); SEMCAD X Version 14.4.4 (2829)

**Configuration/Touch position -/Area Scan (61x81x1):** Measurement grid: dx=15mm, dy=15mm

[Info: Interpolated medium parameters used for SAR evaluation.](#)

Maximum value of SAR (interpolated) = 0.248 mW/g

**Configuration/Touch position -/Zoom Scan (5x5x7) (6x6x7)/Cube 0:**

Measurement grid: dx=7.5mm, dy=7.5mm, dz=5mm

Reference Value = 8.873 V/m; Power Drift = -0.04 dB

Peak SAR (extrapolated) = 0.450 W/kg

**SAR(1 g) = 0.225 mW/g; SAR(10 g) = 0.113 mW/g**

[Info: Interpolated medium parameters used for SAR evaluation.](#)

Maximum value of SAR (measured) = 0.237 mW/g

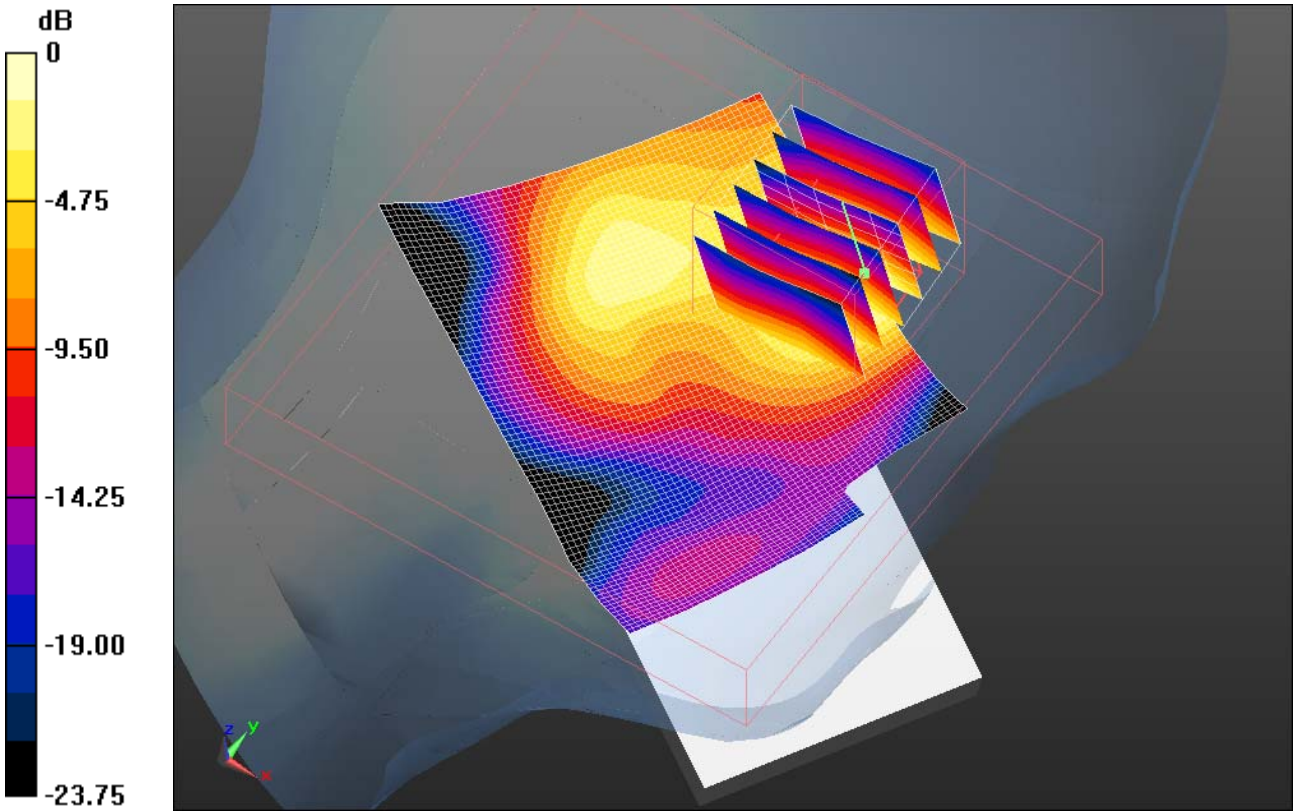
Author Data  
**Hang Wang**

Dates of Test  
**Feb 7 –May 25, 2011**


Test Report No  
**RTS-3933-1105-11**

FCC ID:  
**L6ARDU70CW**

IC ID  
**2503A-RDU70CW**



0 dB = 0.240mW/g

	Document <b>Appendix B for the BlackBerry® Smartphone Model RDU71CW SAR Report</b>			Page <b>80(108)</b>
	Author Data <b>Hang Wang</b>	Dates of Test <b>Feb 7 –May 25, 2011</b>	Test Report No <b>RTS-3933-1105-11</b>	FCC ID: <b>L6ARDU70CW</b>

Date/Time: 5/24/2011 10:31:08 PM, Date/Time: 5/24/2011 10:43:45 PM

Test Laboratory: RIM Testing Services

**RightHandSide\_802.11a\_low\_band\_chan\_36\_amb\_temp\_23.4\_liq\_temp  
\_22.5C**

**DUT: BlackBerry Smartphone; Type: Sample ; Serial: 32E895E6**

Communication System: 802.11a ; Communication System Band: Low and Mid Bands;  
Frequency: 5180 MHz; Communication System PAR: 0 dB  
Medium parameters used:  $f = 5180 \text{ MHz}$ ;  $\sigma = 4.807 \text{ mho/m}$ ;  $\epsilon_r = 35.19$ ;  $\rho = 1000 \text{ kg/m}^3$   
Phantom section: Right Section  
Measurement Standard: DASYS (IEEE/IEC/ANSI C63.19-2007)

DASY5 Configuration:

- Probe: EX3DV4 - SN3548; ConvF(5.01, 5.01, 5.01); Calibrated: 1/20/2011
  - Modulation Compensation: **Not calibrated**
- Sensor-Surface: 2mm (Mechanical Surface Detection)
- Electronics: DAE3 Sn473; Calibrated: 1/21/2011
- Phantom: SAM 1; Type: SAM 4.0; Serial: 1076
- Measurement SW: DASYS2, Version 52.6 (2); SEMCAD X Version 14.4.4 (2829)

**Configuration/Touch position - 2/Area Scan (91x131x1):** Measurement grid:  
dx=10mm, dy=10mm  
Maximum value of SAR (interpolated) = 0.027 mW/g

**Configuration/Touch position - 2/Zoom Scan (4x4x2.5mm) (8x8x5)/Cube  
0:** Measurement grid: dx=4mm, dy=4mm, dz=2.5mm  
Reference Value = 2.178 V/m; Power Drift = 0.60 dB  
Peak SAR (extrapolated) = 0.083 W/kg  
**SAR(1 g) = 0.00886 mW/g; SAR(10 g) = 0.00356 mW/g**  
Maximum value of SAR (measured) = 0.022 mW/g



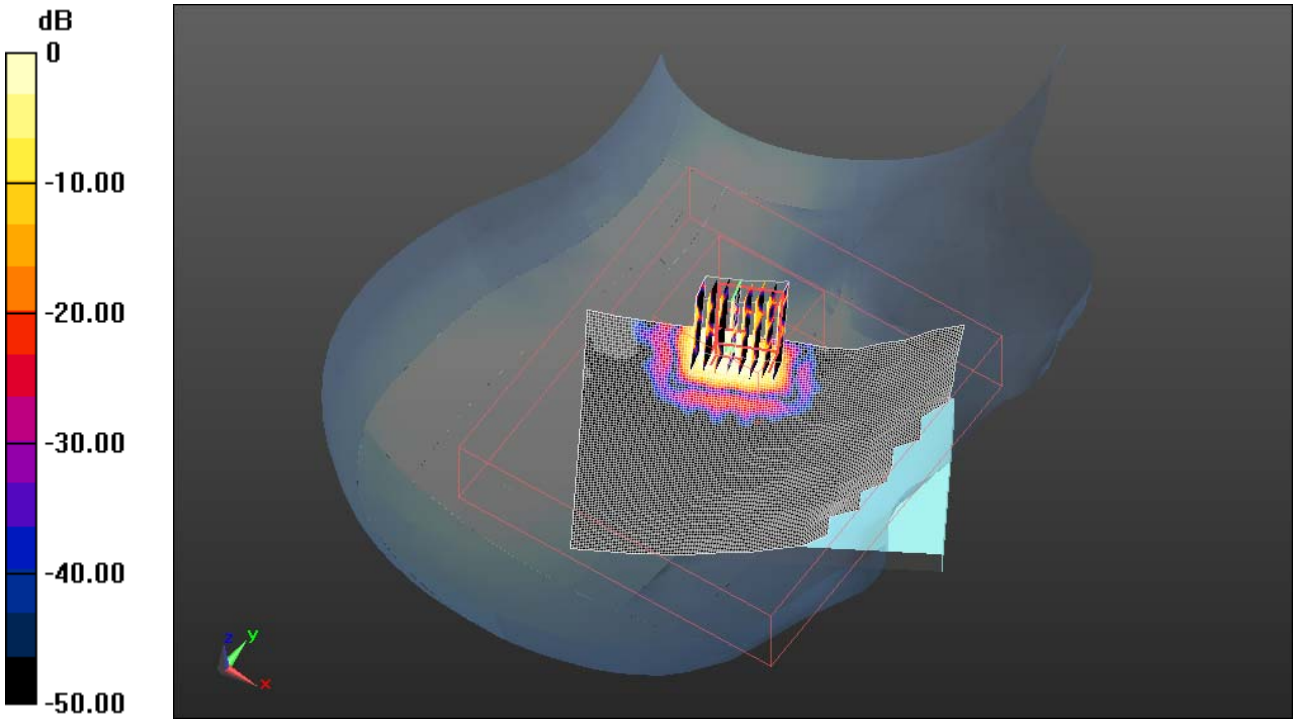
Author Data  
**Hang Wang**

Dates of Test  
**Feb 7 –May 25, 2011**


Test Report No  
**RTS-3933-1105-11**

FCC ID:  
**L6ARDU70CW**

IC ID  
**2503A-RDU70CW**



0 dB = 0.020mW/g

	Document <b>Appendix B for the BlackBerry® Smartphone Model RDU71CW SAR Report</b>			Page <b>82(108)</b>
	Author Data <b>Hang Wang</b>	Dates of Test <b>Feb 7 –May 25, 2011</b>	Test Report No <b>RTS-3933-1105-11</b>	FCC ID: <b>L6ARDU70CW</b>

Date/Time: 5/24/2011 11:05:53 PM, Date/Time: 5/24/2011 11:18:30 PM

Test Laboratory: RIM Testing Services

**RightHandSide\_802.11a\_low\_band\_chan\_52\_amb\_temp\_23.4\_liq\_temp  
\_22.5C**

**DUT: BlackBerry Smartphone; Type: Sample ; Serial: 32E895E6**

Communication System: 802.11a ; Communication System Band: Low and Mid Bands;  
Frequency: 5260 MHz; Communication System PAR: 0 dB  
Medium parameters used:  $f = 5260$  MHz;  $\sigma = 4.899$  mho/m;  $\epsilon_r = 35.01$ ;  $\rho = 1000$  kg/m<sup>3</sup>  
Phantom section: Right Section  
Measurement Standard: DASYS (IEEE/IEC/ANSI C63.19-2007)

DASY5 Configuration:

- Probe: EX3DV4 - SN3548; ConvF(5.01, 5.01, 5.01); Calibrated: 1/20/2011
  - Modulation Compensation: **Not calibrated**
- Sensor-Surface: 2mm (Mechanical Surface Detection)
- Electronics: DAE3 Sn473; Calibrated: 1/21/2011
- Phantom: SAM 1; Type: SAM 4.0; Serial: 1076
- Measurement SW: DASYS2, Version 52.6 (2); SEMCAD X Version 14.4.4 (2829)

**Configuration/Touch position - 2/Area Scan (91x131x1):** Measurement grid:  
dx=10mm, dy=10mm  
Maximum value of SAR (interpolated) = 0.064 mW/g

**Configuration/Touch position - 2/Zoom Scan (4x4x2.5mm) (8x8x5)/Cube  
0:** Measurement grid: dx=4mm, dy=4mm, dz=2.5mm  
Reference Value = 2.691 V/m; Power Drift = 0.64 dB  
Peak SAR (extrapolated) = 0.076 W/kg  
**SAR(1 g) = 0.00887 mW/g; SAR(10 g) = 0.0035 mW/g**  
Maximum value of SAR (measured) = 0.021 mW/g

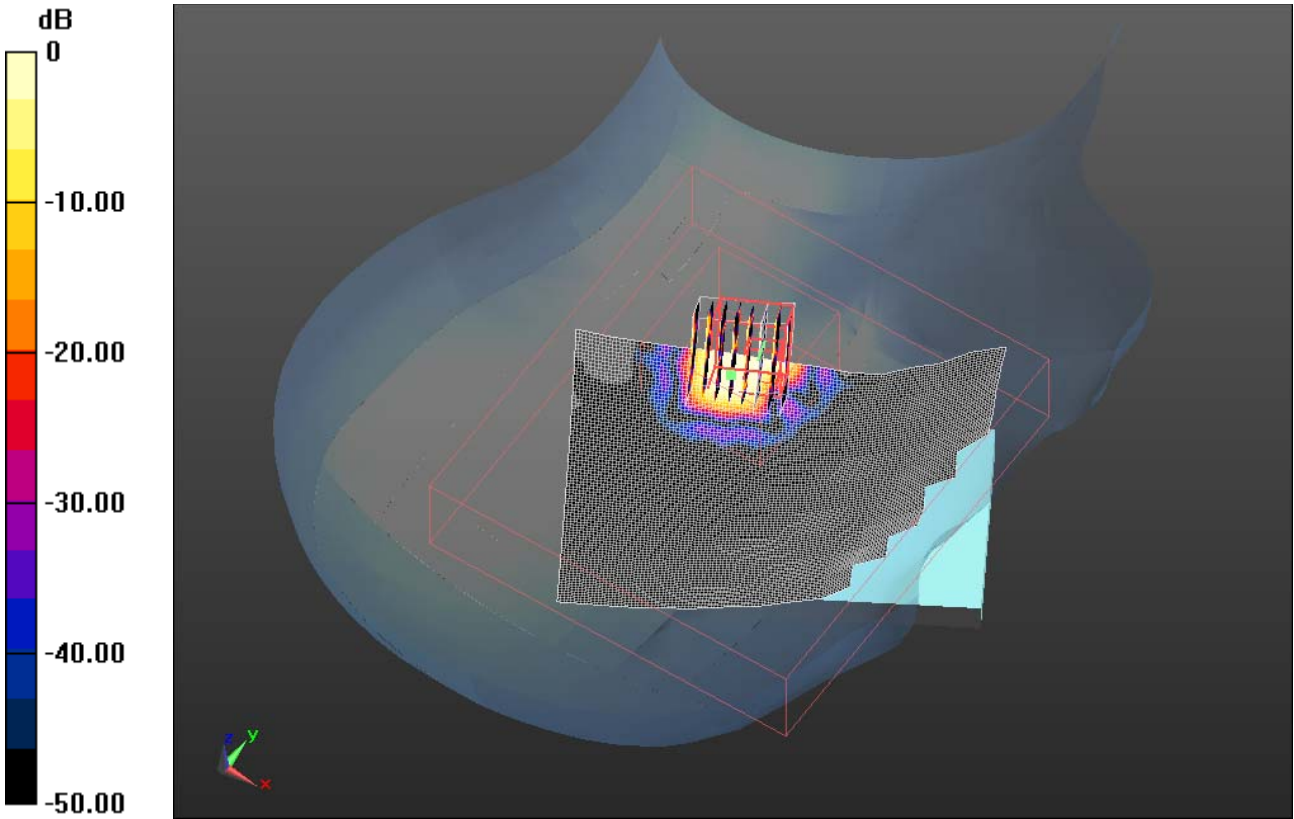
Author Data  
**Hang Wang**

Dates of Test  
**Feb 7 –May 25, 2011**


Test Report No  
**RTS-3933-1105-11**

FCC ID:  
**L6ARDU70CW**

IC ID  
**2503A-RDU70CW**



0 dB = 0.020mW/g

	Document <b>Appendix B for the BlackBerry® Smartphone Model RDU71CW SAR Report</b>			Page <b>84(108)</b>
	Author Data <b>Hang Wang</b>	Dates of Test <b>Feb 7 –May 25, 2011</b>	Test Report No <b>RTS-3933-1105-11</b>	FCC ID: <b>L6ARDU70CW</b>

Date/Time: 5/25/2011 10:31:28 AM, Date/Time: 5/25/2011 10:44:44 AM

Test Laboratory: RIM Testing Services

**RightHandSide\_802.11a\_upper\_band\_chan\_104\_amb\_temp\_23.8\_liq\_tem  
mp\_22.2C**

**DUT: BlackBerry Smartphone; Type: Sample ; Serial: 32E895E6**

Communication System: 802.11a ; Communication System Band: Low and Mid Bands;  
Frequency: 5520 MHz; Communication System PAR: 0 dB  
Medium parameters used:  $f = 5520$  MHz;  $\sigma = 4.988$  mho/m;  $\epsilon_r = 34.336$ ;  $\rho = 1000$  kg/m<sup>3</sup>  
Phantom section: Right Section  
Measurement Standard: DASYS (IEEE/IEC/ANSI C63.19-2007)

DASY5 Configuration:

- Probe: EX3DV4 - SN3548; ConvF(4.63, 4.63, 4.63); Calibrated: 1/20/2011
  - Modulation Compensation: **Not calibrated**
- Sensor-Surface: 2mm (Mechanical Surface Detection)
- Electronics: DAE3 Sn473; Calibrated: 1/21/2011
- Phantom: SAM 1; Type: SAM 4.0; Serial: 1076
- Measurement SW: DASY52, Version 52.6 (2); SEMCAD X Version 14.4.4 (2829)

**Configuration/Touch position - 2/Area Scan (91x131x1):** Measurement grid:  
dx=10mm, dy=10mm  
Maximum value of SAR (interpolated) = 0.073 mW/g

**Configuration/Touch position - 2/Zoom Scan (4x4x2.5mm) (9x10x5)/Cube  
0:** Measurement grid: dx=4mm, dy=4mm, dz=2.5mm  
Reference Value = 2.143 V/m; Power Drift = 0.42 dB  
Peak SAR (extrapolated) = 0.257 W/kg  
**SAR(1 g) = 0.027 mW/g; SAR(10 g) = 0.00493 mW/g**  
Maximum value of SAR (measured) = 0.077 mW/g

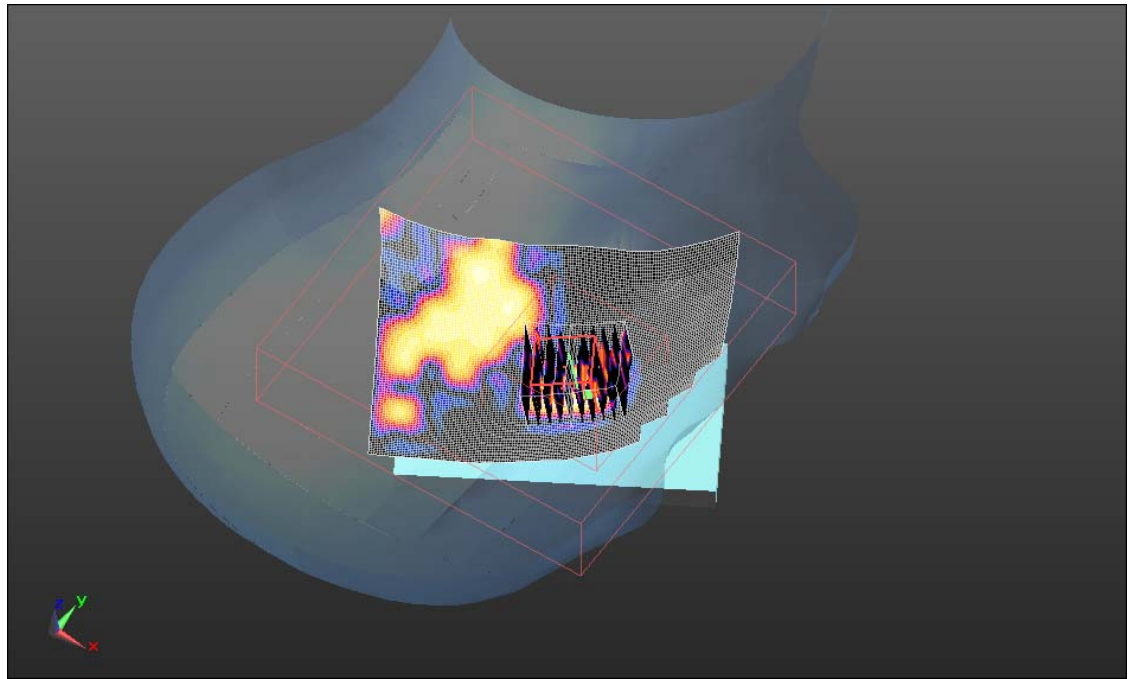
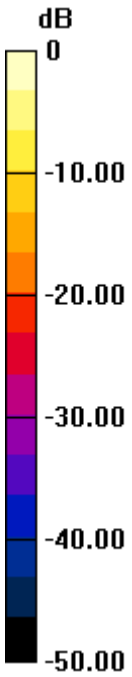
Author Data  
**Hang Wang**

Dates of Test  
**Feb 7 –May 25, 2011**


Test Report No  
**RTS-3933-1105-11**

FCC ID:  
**L6ARDU70CW**

IC ID  
**2503A-RDU70CW**



0 dB = 0.080mW/g

	Document <b>Appendix B for the BlackBerry® Smartphone Model RDU71CW SAR Report</b>			Page <b>86(108)</b>
	Author Data <b>Hang Wang</b>	Dates of Test <b>Feb 7 –May 25, 2011</b>	Test Report No <b>RTS-3933-1105-11</b>	FCC ID: <b>L6ARDU70CW</b>

Date/Time: 5/25/2011 11:52:23 AM, Date/Time: 5/25/2011 12:05:39 PM

Test Laboratory: RIM Testing Services

**RightHandSide\_802.11a\_upper\_band\_chan\_149\_amb\_temp\_23.0\_liq\_temp\_22.1C**

**DUT: BlackBerry Smartphone; Type: Sample ; Serial: 32E895E6**

Communication System: 802.11a ; Communication System Band: Low and Mid Bands;  
Frequency: 5745 MHz; Communication System PAR: 0 dB  
Medium parameters used:  $f = 5745$  MHz;  $\sigma = 5.3$  mho/m;  $\epsilon_r = 34.477$ ;  $\rho = 1000$  kg/m<sup>3</sup>  
Phantom section: Right Section  
Measurement Standard: DASYS (IEEE/IEC/ANSI C63.19-2007)

DASY5 Configuration:

- Probe: EX3DV4 - SN3548; ConvF(4.42, 4.42, 4.42); Calibrated: 1/20/2011
  - Modulation Compensation: **Not calibrated**
- Sensor-Surface: 2mm (Mechanical Surface Detection)
- Electronics: DAE3 Sn473; Calibrated: 1/21/2011
- Phantom: SAM 1; Type: SAM 4.0; Serial: 1076
- Measurement SW: DASYS2, Version 52.6 (2); SEMCAD X Version 14.4.4 (2829)

**Configuration/Touch position - 2/Area Scan (91x131x1):** Measurement grid:  
dx=10mm, dy=10mm  
Maximum value of SAR (interpolated) = 0.474 mW/g

**Configuration/Touch position - 2/Zoom Scan (4x4x2.5mm) (9x10x5)/Cube 0:** Measurement grid: dx=4mm, dy=4mm, dz=2.5mm  
Reference Value = 4.780 V/m; Power Drift = -0.12 dB  
Peak SAR (extrapolated) = 0.765 W/kg  
**SAR(1 g) = 0.180 mW/g; SAR(10 g) = 0.043 mW/g**  
Maximum value of SAR (measured) = 0.400 mW/g

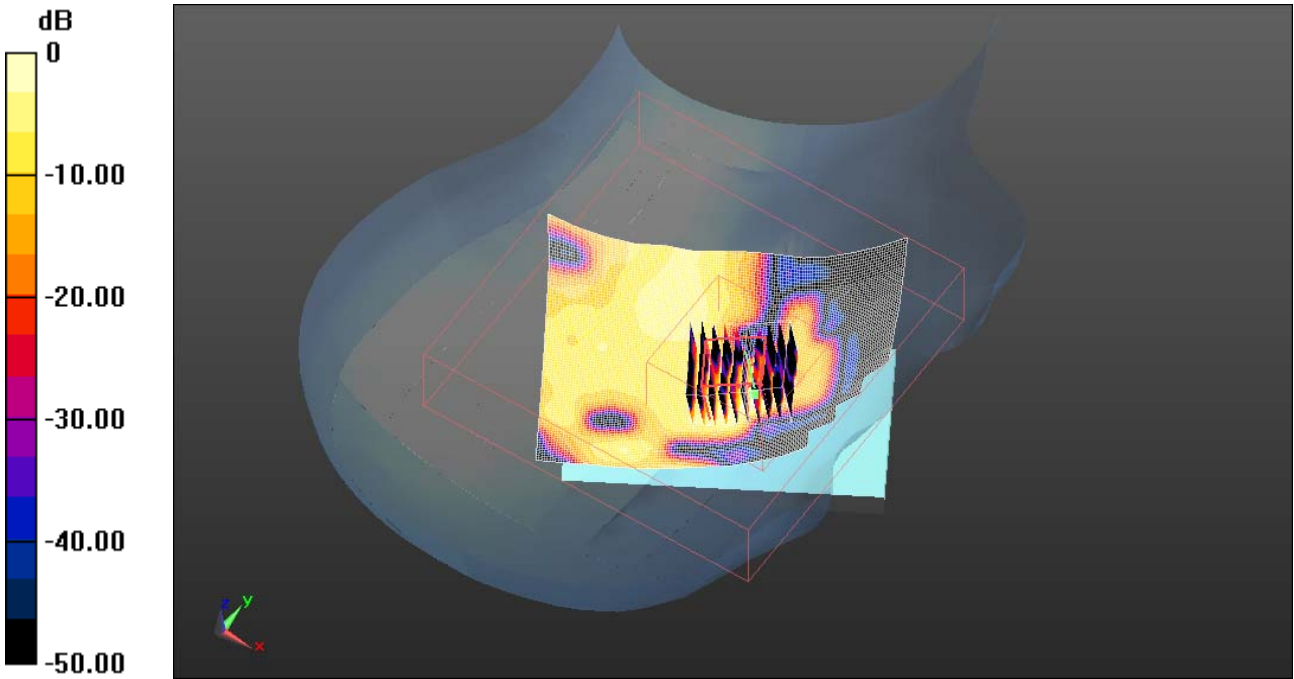
Author Data  
**Hang Wang**

Dates of Test  
**Feb 7 –May 25, 2011**


Test Report No  
**RTS-3933-1105-11**

FCC ID:  
**L6ARDU70CW**

IC ID  
**2503A-RDU70CW**



0 dB = 0.400mW/g

	Document			Page
	<b>Appendix B for the BlackBerry® Smartphone Model RDU71CW SAR Report</b>			<b>88(108)</b>
Author Data	Dates of Test	Test Report No	FCC ID:	IC ID
<b>Hang Wang</b>	<b>Feb 7 –May 25, 2011</b>	<b>RTS-3933-1105-11</b>	<b>L6ARDU70CW</b>	<b>2503A-RDU70CW</b>

Date/Time: 5/25/2011 1:31:32 PM, Date/Time: 5/25/2011 1:45:14 PM

Test Laboratory: RIM Testing Services

**RightHandSide\_Tilt\_802.11a\_upper\_band\_chan\_149\_amb\_temp\_23.4\_li  
q\_temp\_22.0C**

**DUT: BlackBerry Smartphone; Type: Sample ; Serial: 32E895E6**

Communication System: 802.11a ; Communication System Band: Low and Mid Bands;  
Frequency: 5745 MHz; Communication System PAR: 0 dB  
Medium parameters used:  $f = 5745$  MHz;  $\sigma = 5.3$  mho/m;  $\epsilon_r = 34.477$ ;  $\rho = 1000$  kg/m<sup>3</sup>  
Phantom section: Right Section  
Measurement Standard: DASYS (IEEE/IEC/ANSI C63.19-2007)

DASY5 Configuration:

- Probe: EX3DV4 - SN3548; ConvF(4.42, 4.42, 4.42); Calibrated: 1/20/2011
  - Modulation Compensation: **Not calibrated**
- Sensor-Surface: 2mm (Mechanical Surface Detection)
- Electronics: DAE3 Sn473; Calibrated: 1/21/2011
- Phantom: SAM 1; Type: SAM 4.0; Serial: 1076
- Measurement SW: DASYS2, Version 52.6 (2); SEMCAD X Version 14.4.4 (2829)

**Configuration/Touch position - 2/Area Scan (91x131x1):** Measurement grid:  
dx=10mm, dy=10mm  
Maximum value of SAR (interpolated) = 0.00875 mW/g

**Configuration/Touch position - 2/Zoom Scan (4x4x2.5mm) (10x9x5)/Cube  
0:** Measurement grid: dx=4mm, dy=4mm, dz=2.5mm  
Reference Value = 1.433 V/m; Power Drift = -0.45 dB  
Peak SAR (extrapolated) = 0.00335 W/kg  
**SAR(1 g) = 6.23e-005 mW/g; SAR(10 g) = 9.98e-006 mW/g**  
Maximum value of SAR (measured) = 0.010 mW/g



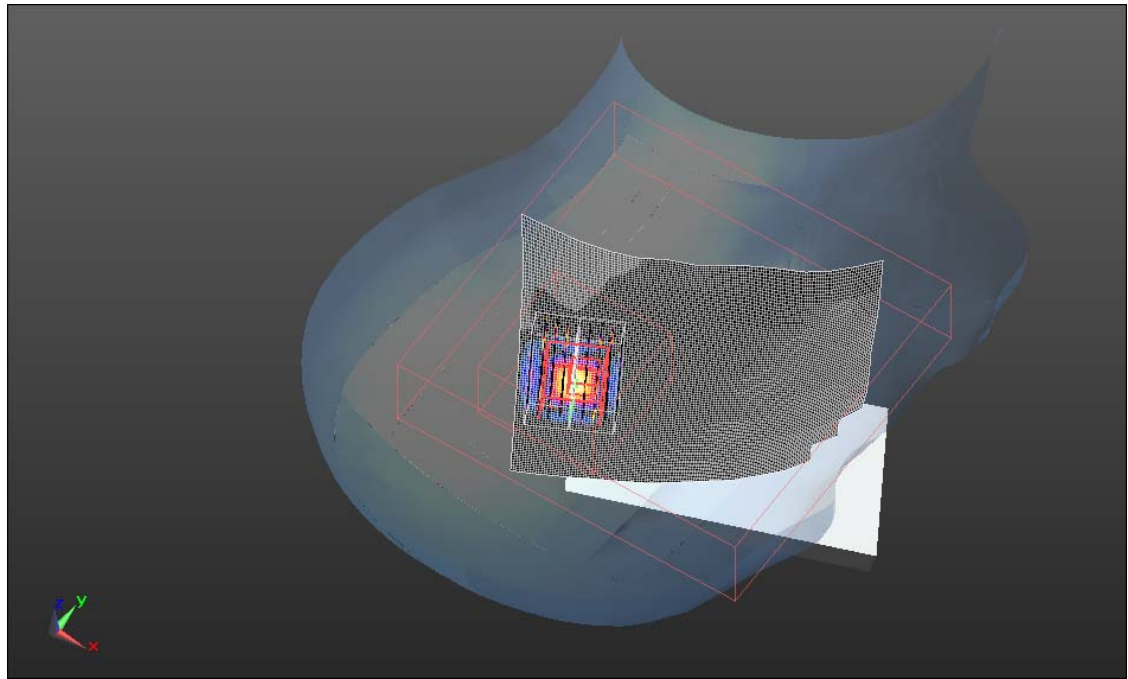
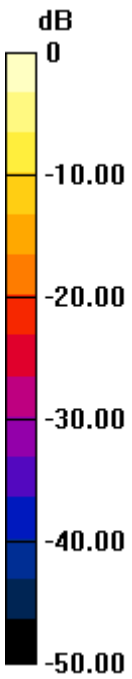
Author Data  
**Hang Wang**

Dates of Test  
**Feb 7 –May 25, 2011**


Test Report No  
**RTS-3933-1105-11**

FCC ID:  
**L6ARDU70CW**

IC ID  
**2503A-RDU70CW**



0 dB = 0.010mW/g

	Document			Page
	<b>Appendix B for the BlackBerry® Smartphone Model RDU71CW SAR Report</b>			<b>90(108)</b>
Author Data	Dates of Test	Test Report No	FCC ID:	IC ID
<b>Hang Wang</b>	<b>Feb 7 –May 25, 2011</b>	<b>RTS-3933-1105-11</b>	<b>L6ARDU70CW</b>	<b>2503A-RDU70CW</b>

Date/Time: 5/24/2011 5:29:24 PM, Date/Time: 5/24/2011 5:41:05 PM

Test Laboratory: RIM Testing Services

## LeftHandSide\_802.11a\_low\_band\_chan\_36\_amb\_temp\_23.4\_liq\_temp\_22.5C

**DUT: BlackBerry Smartphone; Type: Sample ; Serial: 32E895E6**

Communication System: 802.11a ; Communication System Band: Low and Mid Bands;  
Frequency: 5180 MHz; Communication System PAR: 0 dB  
Medium parameters used:  $f = 5180$  MHz;  $\sigma = 4.807$  mho/m;  $\epsilon_r = 35.19$ ;  $\rho = 1000$  kg/m<sup>3</sup>  
Phantom section: Left Section  
Measurement Standard: DASYS (IEEE/IEC/ANSI C63.19-2007)

DASY5 Configuration:

- Probe: EX3DV4 - SN3548; ConvF(5.01, 5.01, 5.01); Calibrated: 1/20/2011
  - Modulation Compensation: **Not calibrated**
- Sensor-Surface: 2mm (Mechanical Surface Detection)
- Electronics: DAE3 Sn473; Calibrated: 1/21/2011
- Phantom: SAM 1; Type: SAM 4.0; Serial: 1076
- Measurement SW: DASYS2, Version 52.6 (2); SEMCAD X Version 14.4.4 (2829)

**Configuration/Touch position - 2/Area Scan (91x131x1):** Measurement grid:  
dx=10mm, dy=10mm  
Maximum value of SAR (interpolated) = 0.220 mW/g

**Configuration/Touch position - 2/Zoom Scan (4x4x2.5) (9x9x5)/Cube 0:**  
Measurement grid: dx=4mm, dy=4mm, dz=2.5mm  
Reference Value = 0.946 V/m; Power Drift = 0.43 dB  
Peak SAR (extrapolated) = 0.154 W/kg  
**SAR(1 g) = 0.036 mW/g; SAR(10 g) = 0.00975 mW/g**  
Maximum value of SAR (measured) = 0.093 mW/g

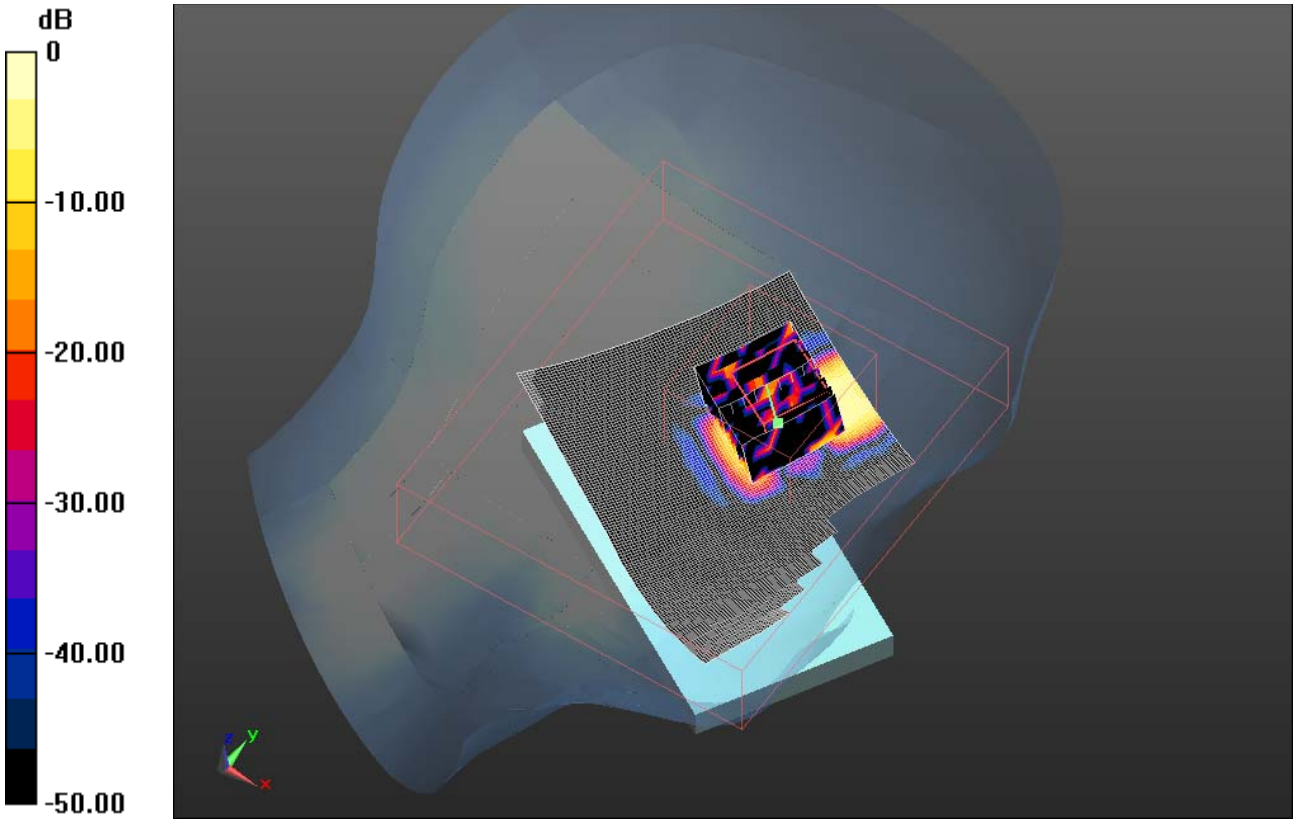
Author Data  
**Hang Wang**

Dates of Test  
**Feb 7 –May 25, 2011**


Test Report No  
**RTS-3933-1105-11**

FCC ID:  
**L6ARDU70CW**

IC ID  
**2503A-RDU70CW**



0 dB = 0.090mW/g

	Document			Page
	<b>Appendix B for the BlackBerry® Smartphone Model RDU71CW SAR Report</b>			<b>92(108)</b>
Author Data	Dates of Test	Test Report No	FCC ID:	IC ID
<b>Hang Wang</b>	<b>Feb 7 –May 25, 2011</b>	<b>RTS-3933-1105-11</b>	<b>L6ARDU70CW</b>	<b>2503A-RDU70CW</b>

Date/Time: 5/24/2011 6:10:46 PM, Date/Time: 5/24/2011 6:22:26 PM

Test Laboratory: RIM Testing Services

## LeftHandSide\_802.11a\_low\_band\_chan\_52\_amb\_temp\_23.2\_liq\_temp\_22.3C

**DUT: BlackBerry Smartphone; Type: Sample ; Serial: 32E895E6**

Communication System: 802.11a ; Communication System Band: Low and Mid Bands;  
Frequency: 5260 MHz; Communication System PAR: 0 dB  
Medium parameters used:  $f = 5260$  MHz;  $\sigma = 4.899$  mho/m;  $\epsilon_r = 35.01$ ;  $\rho = 1000$  kg/m<sup>3</sup>  
Phantom section: Left Section  
Measurement Standard: DASYS (IEEE/IEC/ANSI C63.19-2007)

DASY5 Configuration:

- Probe: EX3DV4 - SN3548; ConvF(5.01, 5.01, 5.01); Calibrated: 1/20/2011
  - Modulation Compensation: **Not calibrated**
- Sensor-Surface: 2mm (Mechanical Surface Detection)
- Electronics: DAE3 Sn473; Calibrated: 1/21/2011
- Phantom: SAM 1; Type: SAM 4.0; Serial: 1076
- Measurement SW: DASY52, Version 52.6 (2); SEMCAD X Version 14.4.4 (2829)

**Configuration/Touch position - 2/Area Scan (91x131x1):** Measurement grid:  
dx=10mm, dy=10mm  
Maximum value of SAR (interpolated) = 0.134 mW/g

**Configuration/Touch position - 2/Zoom Scan (4x4x2.5) (9x9x5)/Cube 0:**  
Measurement grid: dx=4mm, dy=4mm, dz=2.5mm  
Reference Value = 0.922 V/m; Power Drift = 0.29 dB  
Peak SAR (extrapolated) = 0.147 W/kg  
**SAR(1 g) = 0.039 mW/g; SAR(10 g) = 0.011 mW/g**  
Maximum value of SAR (measured) = 0.094 mW/g

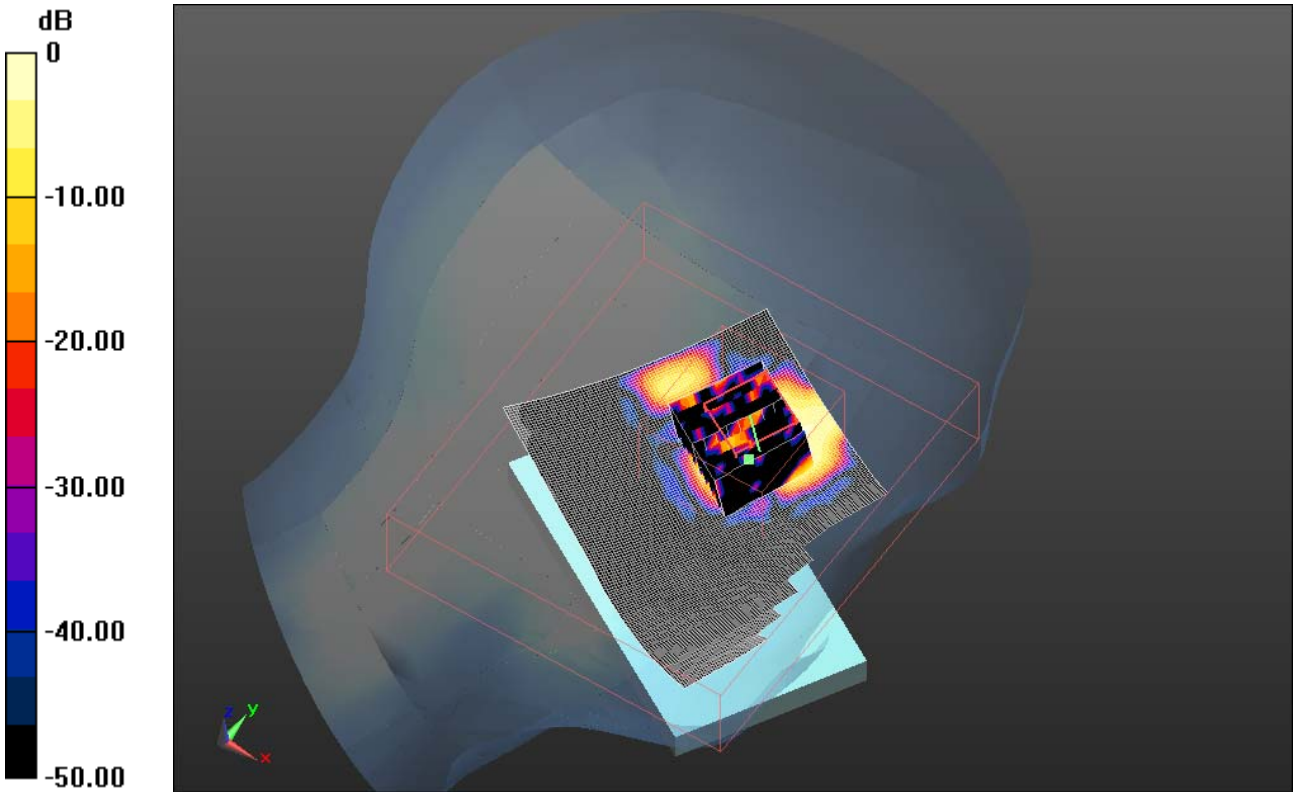
Author Data  
**Hang Wang**

Dates of Test  
**Feb 7 –May 25, 2011**


Test Report No  
**RTS-3933-1105-11**

FCC ID:  
**L6ARDU70CW**

IC ID  
**2503A-RDU70CW**



0 dB = 0.090mW/g

	Document <b>Appendix B for the BlackBerry® Smartphone Model RDU71CW SAR Report</b>			Page <b>94(108)</b>
	Author Data <b>Hang Wang</b>	Dates of Test <b>Feb 7 –May 25, 2011</b>	Test Report No <b>RTS-3933-1105-11</b>	FCC ID: <b>L6ARDU70CW</b>

Date/Time: 5/24/2011 7:04:36 PM, Date/Time: 5/24/2011 7:16:19 PM

Test Laboratory: RIM Testing Services

**LeftHandSide\_802.11a\_upper\_band\_chan\_104\_amb\_temp\_23.2\_liq\_temper\_22.3C**

**DUT: BlackBerry Smartphone; Type: Sample ; Serial: 32E895E6**

Communication System: 802.11a ; Communication System Band: Low and Mid Bands;  
Frequency: 5520 MHz; Communication System PAR: 0 dB  
Medium parameters used:  $f = 5520$  MHz;  $\sigma = 5.052$  mho/m;  $\epsilon_r = 35.092$ ;  $\rho = 1000$  kg/m<sup>3</sup>  
Phantom section: Left Section  
Measurement Standard: DASYS (IEEE/IEC/ANSI C63.19-2007)

DASY5 Configuration:

- Probe: EX3DV4 - SN3548; ConvF(4.63, 4.63, 4.63); Calibrated: 1/20/2011
  - Modulation Compensation: **Not calibrated**
- Sensor-Surface: 2mm (Mechanical Surface Detection)
- Electronics: DAE3 Sn473; Calibrated: 1/21/2011
- Phantom: SAM 1; Type: SAM 4.0; Serial: 1076
- Measurement SW: DASY52, Version 52.6 (2); SEMCAD X Version 14.4.4 (2829)

**Configuration/Touch position - 2/Area Scan (91x131x1):** Measurement grid:  
dx=10mm, dy=10mm  
Maximum value of SAR (interpolated) = 0.209 mW/g

**Configuration/Touch position - 2/Zoom Scan (4x4x2.5) (9x9x5)/Cube 0:**  
Measurement grid: dx=4mm, dy=4mm, dz=2.5mm  
Reference Value = 1.423 V/m; Power Drift = 1.56 dB  
Peak SAR (extrapolated) = 0.205 W/kg  
**SAR(1 g) = 0.053 mW/g; SAR(10 g) = 0.017 mW/g**  
Maximum value of SAR (measured) = 0.124 mW/g

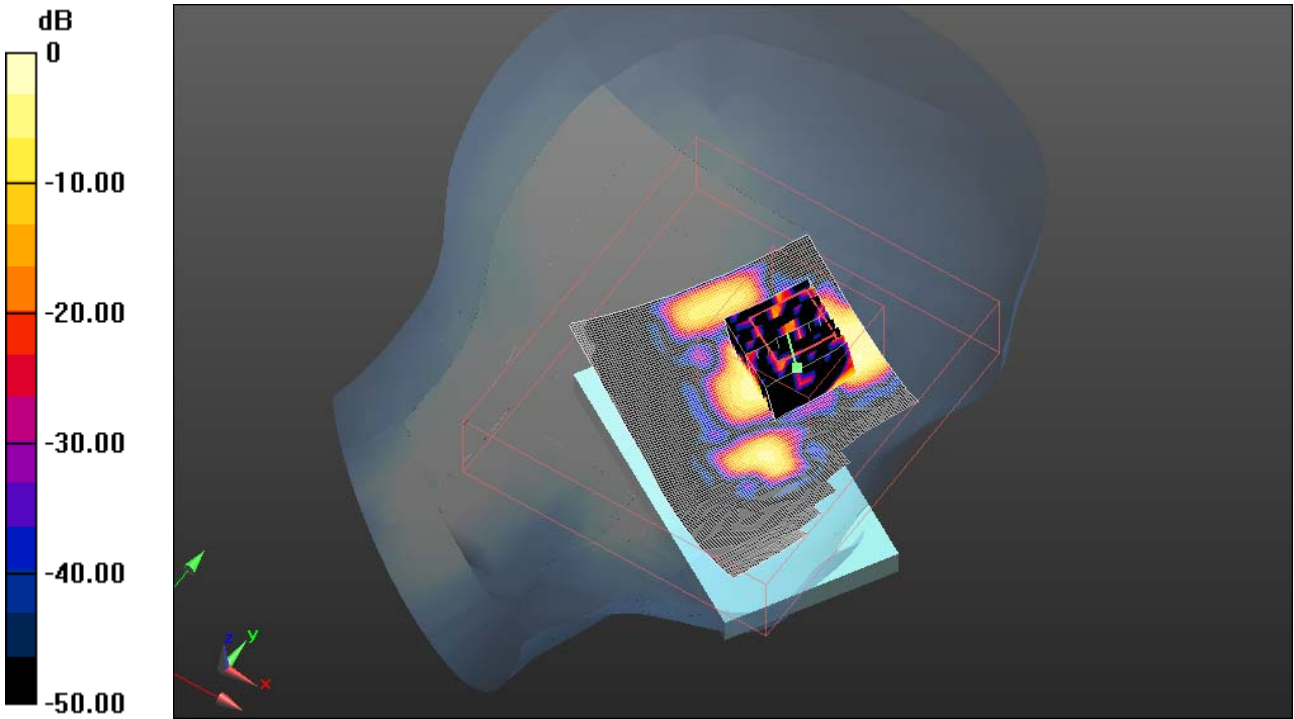
Author Data  
**Hang Wang**

Dates of Test  
**Feb 7 –May 25, 2011**


Test Report No  
**RTS-3933-1105-11**

FCC ID:  
**L6ARDU70CW**

IC ID  
**2503A-RDU70CW**



0 dB = 0.120mW/g

	Document <b>Appendix B for the BlackBerry® Smartphone Model RDU71CW SAR Report</b>			Page <b>96(108)</b>
	Author Data <b>Hang Wang</b>	Dates of Test <b>Feb 7 –May 25, 2011</b>	Test Report No <b>RTS-3933-1105-11</b>	FCC ID: <b>L6ARDU70CW</b>

Date/Time: 5/24/2011 7:41:23 PM, Date/Time: 5/24/2011 7:53:06 PM

Test Laboratory: RIM Testing Services

**LeftHandSide\_802.11a\_upper\_band\_chan\_149\_amb\_temp\_23.2\_liq\_temp\_22.2C**

**DUT: BlackBerry Smartphone; Type: Sample ; Serial: 32E895E6**

Communication System: 802.11a ; Communication System Band: Low and Mid Bands;  
Frequency: 5745 MHz; Communication System PAR: 0 dB  
Medium parameters used:  $f = 5745 \text{ MHz}$ ;  $\sigma = 5.3 \text{ mho/m}$ ;  $\epsilon_r = 34.477$ ;  $\rho = 1000 \text{ kg/m}^3$   
Phantom section: Left Section  
Measurement Standard: DASYS (IEEE/IEC/ANSI C63.19-2007)

DASY5 Configuration:

- Probe: EX3DV4 - SN3548; ConvF(4.42, 4.42, 4.42); Calibrated: 1/20/2011
  - Modulation Compensation: **Not calibrated**
- Sensor-Surface: 2mm (Mechanical Surface Detection)
- Electronics: DAE3 Sn473; Calibrated: 1/21/2011
- Phantom: SAM 1; Type: SAM 4.0; Serial: 1076
- Measurement SW: DASYS2, Version 52.6 (2); SEMCAD X Version 14.4.4 (2829)

**Configuration/Touch position - 2/Area Scan (91x131x1):** Measurement grid:  
dx=10mm, dy=10mm  
Maximum value of SAR (interpolated) = 0.199 mW/g

**Configuration/Touch position - 2/Zoom Scan (4x4x2.5) (9x9x5)/Cube 0:**  
Measurement grid: dx=4mm, dy=4mm, dz=2.5mm  
Reference Value = 1.506 V/m; Power Drift = 0.85 dB  
Peak SAR (extrapolated) = 0.169 W/kg  
**SAR(1 g) = 0.039 mW/g; SAR(10 g) = 0.013 mW/g**  
Maximum value of SAR (measured) = 0.088 mW/g



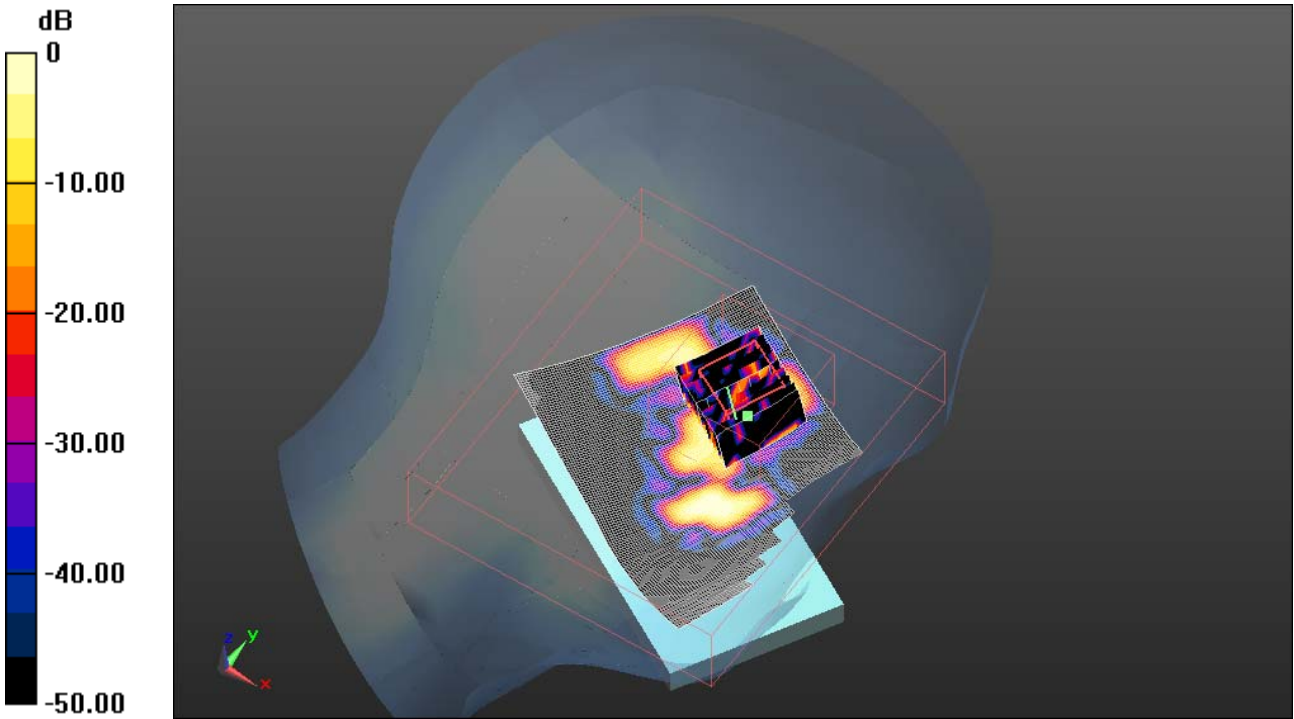
Author Data  
**Hang Wang**

Dates of Test  
**Feb 7 –May 25, 2011**


Test Report No  
**RTS-3933-1105-11**

FCC ID:  
**L6ARDU70CW**

IC ID  
**2503A-RDU70CW**



0 dB = 0.090mW/g

	Document			Page
	<b>Appendix B for the BlackBerry® Smartphone Model RDU71CW SAR Report</b>			<b>98(108)</b>
Author Data	Dates of Test	Test Report No	FCC ID:	IC ID
<b>Hang Wang</b>	<b>Feb 7 –May 25, 2011</b>	<b>RTS-3933-1105-11</b>	<b>L6ARDU70CW</b>	<b>2503A-RDU70CW</b>

Date/Time: 5/24/2011 8:50:08 PM, Date/Time: 5/24/2011 9:01:50 PM

Test Laboratory: RIM Testing Services

**LeftHandSide\_Tilt\_802.11a\_upper\_band\_chan\_104\_amb\_temp\_23.2\_liq  
\_temp\_22.2C**

**DUT: BlackBerry Smartphone; Type: Sample ; Serial: 32E895E6**

Communication System: 802.11a ; Communication System Band: Low and Mid Bands;  
Frequency: 5520 MHz; Communication System PAR: 0 dB  
Medium parameters used:  $f = 5520$  MHz;  $\sigma = 5.052$  mho/m;  $\epsilon_r = 35.092$ ;  $\rho = 1000$  kg/m<sup>3</sup>  
Phantom section: Left Section  
Measurement Standard: DASYS (IEEE/IEC/ANSI C63.19-2007)

DASY5 Configuration:

- Probe: EX3DV4 - SN3548; ConvF(4.63, 4.63, 4.63); Calibrated: 1/20/2011
  - Modulation Compensation: **Not calibrated**
- Sensor-Surface: 2mm (Mechanical Surface Detection)
- Electronics: DAE3 Sn473; Calibrated: 1/21/2011
- Phantom: SAM 1; Type: SAM 4.0; Serial: 1076
- Measurement SW: DASYS2, Version 52.6 (2); SEMCAD X Version 14.4.4 (2829)

**Configuration/Touch position - 2/Area Scan (91x131x1):** Measurement grid:  
dx=10mm, dy=10mm  
Maximum value of SAR (interpolated) = 0.134 mW/g

**Configuration/Touch position - 2/Zoom Scan (4x4x2.5) (9x9x5)/Cube 0:**  
Measurement grid: dx=4mm, dy=4mm, dz=2.5mm  
Reference Value = 0.848 V/m; Power Drift = 3.54 dB  
Peak SAR (extrapolated) = 0.203 W/kg  
**SAR(1 g) = 0.044 mW/g; SAR(10 g) = 0.015 mW/g**  
Maximum value of SAR (measured) = 0.101 mW/g

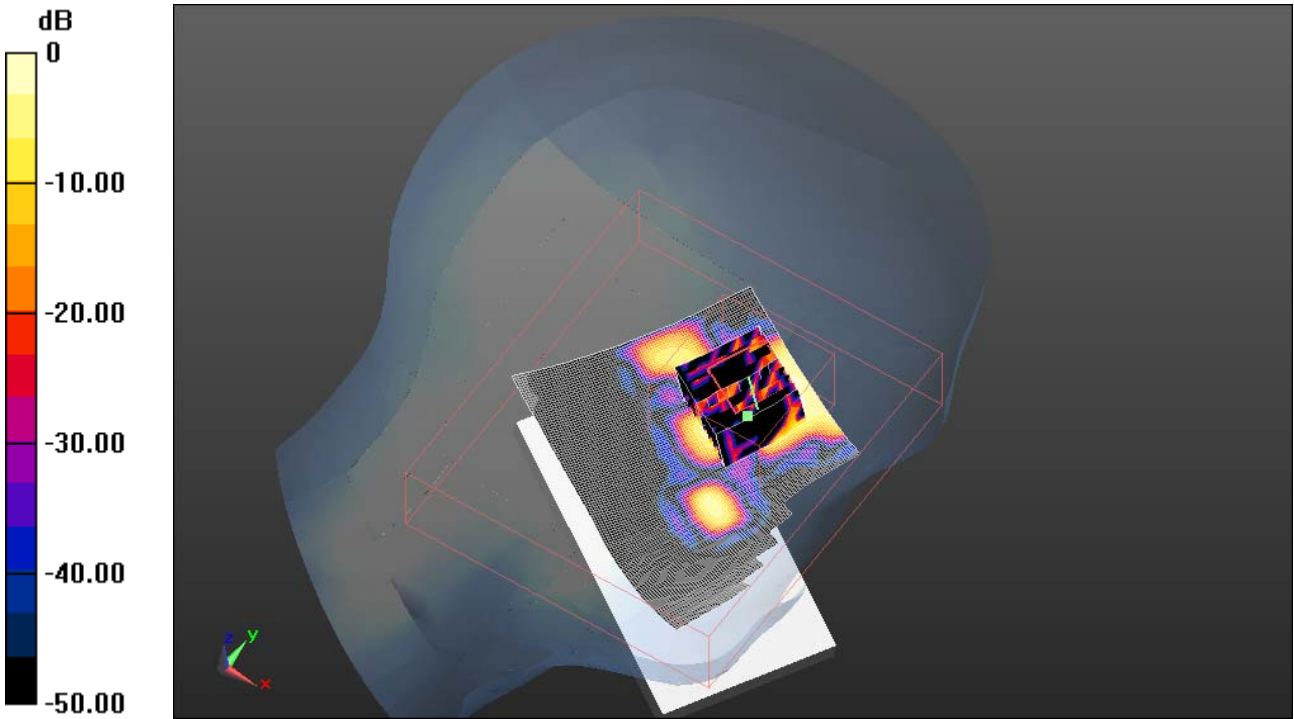
Author Data  
**Hang Wang**

Dates of Test  
**Feb 7 –May 25, 2011**


Test Report No  
**RTS-3933-1105-11**

FCC ID:  
**L6ARDU70CW**

IC ID  
**2503A-RDU70CW**



0 dB = 0.100mW/g

	Document <b>Appendix B for the BlackBerry® Smartphone Model RDU71CW SAR Report</b>			Page <b>100(108)</b>
	Author Data <b>Hang Wang</b>	Dates of Test <b>Feb 7 –May 25, 2011</b>	Test Report No <b>RTS-3933-1105-11</b>	FCC ID: <b>L6ARDU70CW</b>

Date/Time: 3/4/2011 1:40:22 AM, Date/Time: 3/4/2011 1:57:58 AM

Test Laboratory: RIM Testing Services

## RightHandSide\_Bluetooth\_mid\_chan\_amb\_temp\_23.4\_liq\_temp\_21.8C

**DUT: BlackBerry Smartphone; Type: Sample ; Serial: 32D4BD0D**

Communication System: Bluetooth; Communication System Band: Exported from older format (data unavailable - please correct).; Frequency: 2441 MHz; Communication System PAR: 4.6 dB

Medium parameters used (interpolated):  $f = 2441$  MHz;  $\sigma = 1.843$  mho/m;  $\epsilon_r = 37.556$ ;  $\rho = 1000$  kg/m<sup>3</sup>

Phantom section: Right Section

Measurement Standard: DASYS (IEEE/IEC/ANSI C63.19-2007)

DASY5 Configuration:

- Probe: ES3DV3 - SN3225; ConvF(4.6, 4.6, 4.6); Calibrated: 1/13/2011
  - Modulation Compensation: **Not calibrated**
- Sensor-Surface: 4mm (Mechanical Surface Detection)
- Electronics: DAE4 Sn881; Calibrated: 4/19/2010
- Phantom: SAM 1; Type: SAM 4.0; Serial: 1076
- Measurement SW: DASYS2, Version 52.6 (2); SEMCAD X Version 14.4.4 (2829)

**Configuration/Touch position - Mid/Area Scan (51x81x1):** Measurement grid: dx=15mm, dy=15mm

[Info: Interpolated medium parameters used for SAR evaluation.](#)

Maximum value of SAR (interpolated) = 8.52e-005 mW/g

**Configuration/Touch position - Mid/Zoom Scan (5x5x7) (6x6x7)/Cube 0:**

Measurement grid: dx=7.5mm, dy=7.5mm, dz=5mm

Reference Value = 0.704 V/m; Power Drift = 1.36 dB

Peak SAR (extrapolated) = 0.000719 W/kg

**SAR(1 g) = 2.97e-005 mW/g; SAR(10 g) = 2.9e-006 mW/g**

[Info: Interpolated medium parameters used for SAR evaluation.](#)

Maximum value of SAR (measured) = 0.000948 mW/g

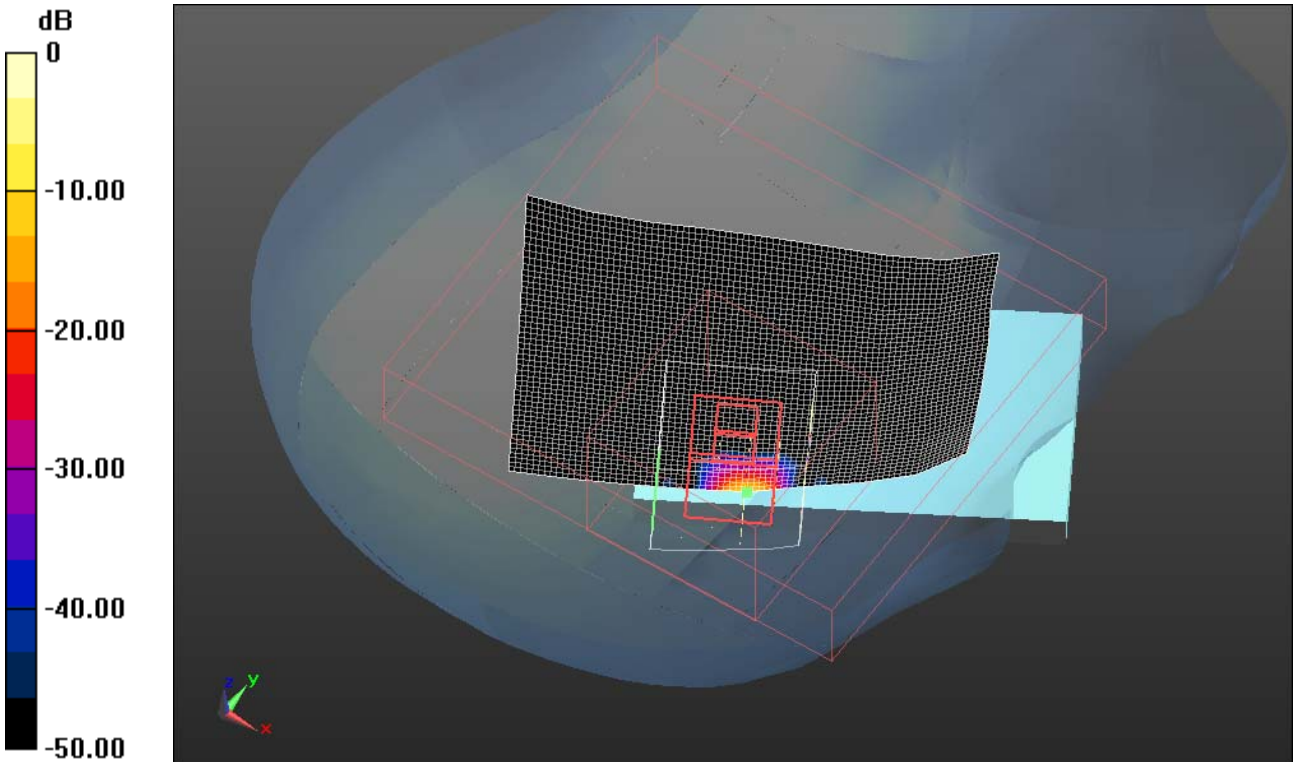
Author Data  
**Hang Wang**

Dates of Test  
**Feb 7 –May 25, 2011**


Test Report No  
**RTS-3933-1105-11**

FCC ID:  
**L6ARDU70CW**

IC ID  
**2503A-RDU70CW**



0 dB = 0.00095mW/g

	Document <b>Appendix B for the BlackBerry® Smartphone Model RDU71CW SAR Report</b>			Page <b>102(108)</b>
	Author Data <b>Hang Wang</b>	Dates of Test <b>Feb 7 –May 25, 2011</b>	Test Report No <b>RTS-3933-1105-11</b>	FCC ID: <b>L6ARDU70CW</b>

Date/Time: 3/4/2011 10:34:24 AM, Date/Time: 3/4/2011 10:39:57 AM

Test Laboratory: RIM Testing Services

**RightHandSide\_Tilt\_Bluetooth\_mid\_chan\_amb\_temp\_23.8\_liq\_temp\_22.0C**

**DUT: BlackBerry Smartphone; Type: Sample ; Serial: 32D4BD0D**

Communication System: Bluetooth; Communication System Band: Exported from older format (data unavailable - please correct).; Frequency: 2441 MHz; Communication System PAR: 4.6 dB

Medium parameters used (interpolated):  $f = 2441$  MHz;  $\sigma = 1.843$  mho/m;  $\epsilon_r = 37.556$ ;  $\rho = 1000$  kg/m<sup>3</sup>

Phantom section: Right Section

Measurement Standard: DASYS5 (IEEE/IEC/ANSI C63.19-2007)

DASY5 Configuration:

- Probe: ES3DV3 - SN3225; ConvF(4.6, 4.6, 4.6); Calibrated: 1/13/2011
  - Modulation Compensation: **Not calibrated**
- Sensor-Surface: 4mm (Mechanical Surface Detection)
- Electronics: DAE4 Sn881; Calibrated: 4/19/2010
- Phantom: SAM 1; Type: SAM 4.0; Serial: 1076
- Measurement SW: DASYS2, Version 52.6 (2); SEMCAD X Version 14.4.4 (2829)

**Configuration/Touch position - Mid/Area Scan (51x81x1):** Measurement grid: dx=15mm, dy=15mm

[Info: Interpolated medium parameters used for SAR evaluation.](#)

Maximum value of SAR (interpolated) = 0.00111 mW/g


**Configuration/Touch position - Mid/Zoom Scan (5x5x7) (7x6x7)/Cube 0:**

Measurement grid: dx=7.5mm, dy=7.5mm, dz=5mm

Reference Value = 1.228 V/m; Power Drift = 0.32 dB

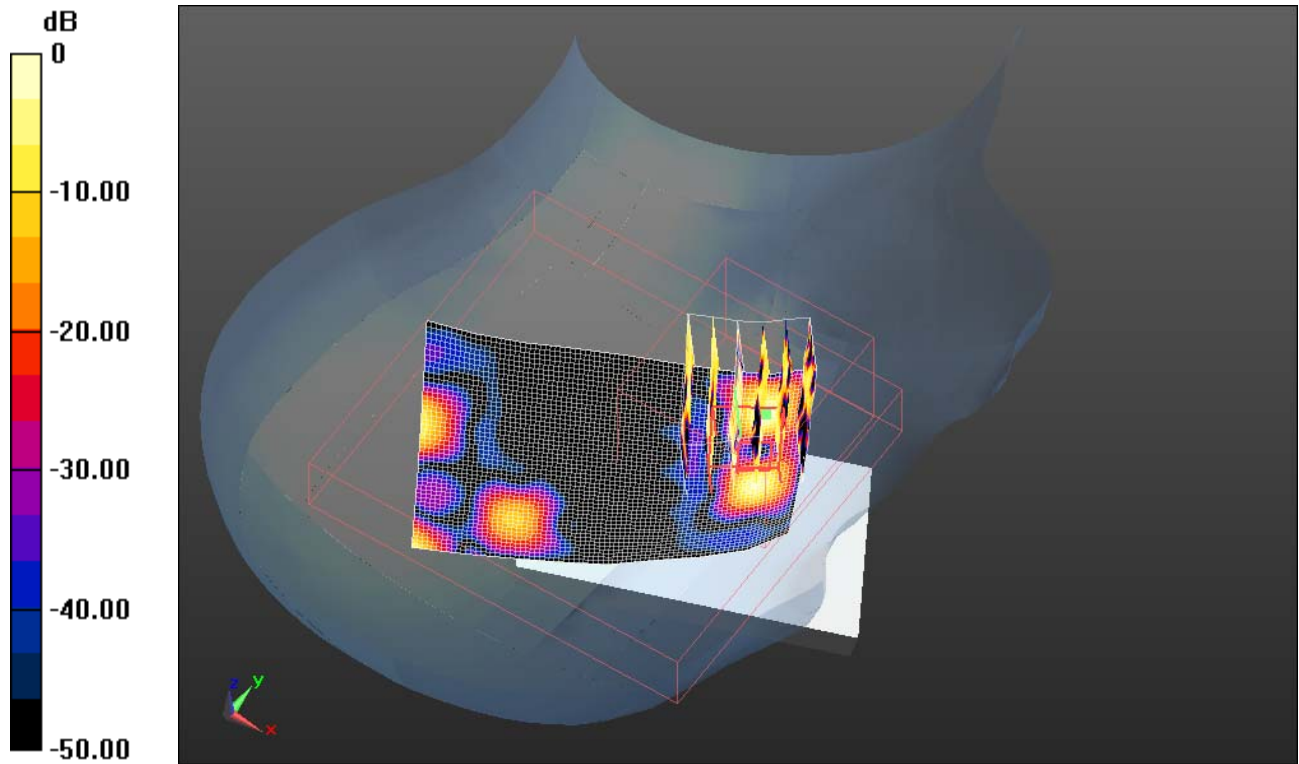
Peak SAR (extrapolated) = 0.00173 W/kg

**SAR(1 g) = 0.000217 mW/g; SAR(10 g) = 2.88e-005 mW/g**


	Document <b>Appendix B for the BlackBerry® Smartphone Model RDU71CW SAR Report</b>			Page <b>103(108)</b>
	Author Data <b>Hang Wang</b>	Dates of Test <b>Feb 7 –May 25, 2011</b>	Test Report No <b>RTS-3933-1105-11</b>	FCC ID: <b>L6ARDU70CW</b>

Info: Interpolated medium parameters used for SAR evaluation.

Maximum value of SAR (measured) = 0.00132 mW/g



0 dB = 0.0013mW/g

	Document <b>Appendix B for the BlackBerry® Smartphone Model RDU71CW SAR Report</b>			Page <b>104(108)</b>
	Author Data <b>Hang Wang</b>	Dates of Test <b>Feb 7 –May 25, 2011</b>	Test Report No <b>RTS-3933-1105-11</b>	FCC ID: <b>L6ARDU70CW</b>

Date/Time: 3/4/2011 11:10:26 AM, Date/Time: 3/4/2011 11:56:00 AM

Test Laboratory: RIM Testing Services

## LeftHandSide\_Bluetooth\_mid\_chan\_amb\_temp\_23.9\_liq\_temp\_21.9C

**DUT: BlackBerry Smartphone; Type: Sample ; Serial: 32D4BD0D**

Communication System: Bluetooth; Communication System Band: Exported from older format (data unavailable - please correct).; Frequency: 2441 MHz; Communication System PAR: 4.6 dB

Medium parameters used (interpolated):  $f = 2441$  MHz;  $\sigma = 1.843$  mho/m;  $\epsilon_r = 37.556$ ;  $\rho = 1000$  kg/m<sup>3</sup>

Phantom section: Left Section

Measurement Standard: DASY5 (IEEE/IEC/ANSI C63.19-2007)

DASY5 Configuration:

- Probe: ES3DV3 - SN3225; ConvF(4.6, 4.6, 4.6); Calibrated: 1/13/2011
  - Modulation Compensation: **Not calibrated**
- Sensor-Surface: 4mm (Mechanical Surface Detection)
- Electronics: DAE4 Sn881; Calibrated: 4/19/2010
- Phantom: SAM 1; Type: SAM 4.0; Serial: 1076
- Measurement SW: DASY52, Version 52.6 (2); SEMCAD X Version 14.4.4 (2829)

**Configuration/Touch position -/Area Scan (61x81x1):** Measurement grid: dx=15mm, dy=15mm

[Info: Interpolated medium parameters used for SAR evaluation.](#)

Maximum value of SAR (interpolated) = 0.014 mW/g

**Configuration/Touch position -/Zoom Scan (5x5x7) (8x8x7)/Cube 0:**

Measurement grid: dx=5mm, dy=5mm, dz=5mm

Reference Value = 0.802 V/m; Power Drift = 0.98 dB

Peak SAR (extrapolated) = 0.014 W/kg

**SAR(1 g) = 0.00687 mW/g; SAR(10 g) = 0.0028 mW/g**

[Info: Interpolated medium parameters used for SAR evaluation.](#)

Maximum value of SAR (measured) = 0.00792 mW/g



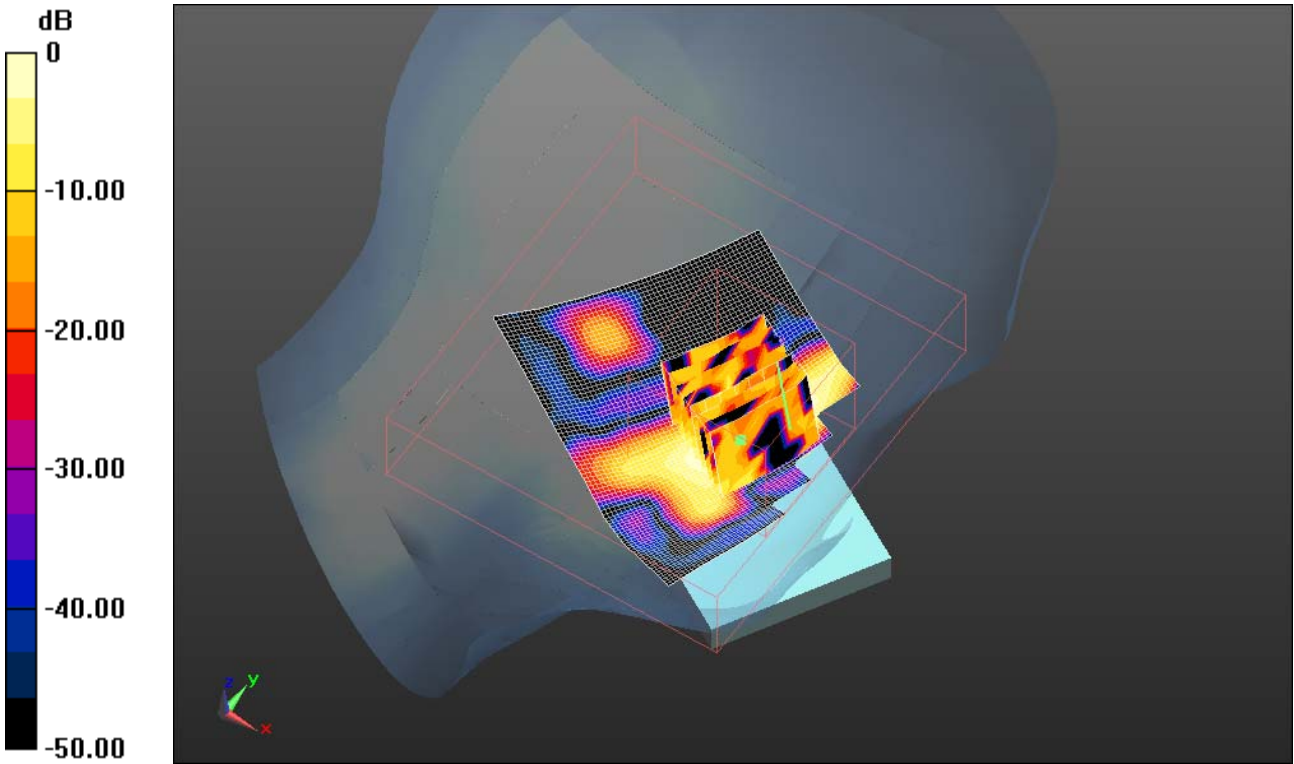
Author Data  
**Hang Wang**

Dates of Test  
**Feb 7 –May 25, 2011**


Test Report No  
**RTS-3933-1105-11**

FCC ID:  
**L6ARDU70CW**

IC ID  
**2503A-RDU70CW**



0 dB = 0.0079mW/g

	Document <b>Appendix B for the BlackBerry® Smartphone Model RDU71CW SAR Report</b>			Page <b>106(108)</b>
	Author Data <b>Hang Wang</b>	Dates of Test <b>Feb 7 –May 25, 2011</b>	Test Report No <b>RTS-3933-1105-11</b>	FCC ID: <b>L6ARDU70CW</b>

Date/Time: 3/4/2011 12:21:30 PM, Date/Time: 3/4/2011 12:27:15 PM

Test Laboratory: RIM Testing Services

**LeftHandSide\_Tilt\_Bluetooth\_mid\_chan\_amb\_temp\_23.9\_liq\_temp\_22.0**

**C**

**DUT: BlackBerry Smartphone; Type: Sample ; Serial: 32D4BD0D**

Communication System: Bluetooth; Communication System Band: Exported from older format (data unavailable - please correct).; Frequency: 2441 MHz; Communication System PAR: 4.6 dB

Medium parameters used (interpolated):  $f = 2441$  MHz;  $\sigma = 1.843$  mho/m;  $\epsilon_r = 37.556$ ;  $\rho = 1000$  kg/m<sup>3</sup>

Phantom section: Left Section

Measurement Standard: DASY5 (IEEE/IEC/ANSI C63.19-2007)

DASY5 Configuration:

- Probe: ES3DV3 - SN3225; ConvF(4.6, 4.6, 4.6); Calibrated: 1/13/2011
  - Modulation Compensation: **Not calibrated**
- Sensor-Surface: 4mm (Mechanical Surface Detection)
- Electronics: DAE4 Sn881; Calibrated: 4/19/2010
- Phantom: SAM 1; Type: SAM 4.0; Serial: 1076
- Measurement SW: DASY52, Version 52.6 (2); SEMCAD X Version 14.4.4 (2829)

**Configuration/Touch position -/Area Scan (61x81x1):** Measurement grid: dx=15mm, dy=15mm

[Info: Interpolated medium parameters used for SAR evaluation.](#)

Maximum value of SAR (interpolated) = 0.00107 mW/g


**Configuration/Touch position -/Zoom Scan (5x5x7) (7x7x7)/Cube 0:**

Measurement grid: dx=5mm, dy=5mm, dz=5mm

Reference Value = 0.829 V/m; Power Drift = 0.97 dB

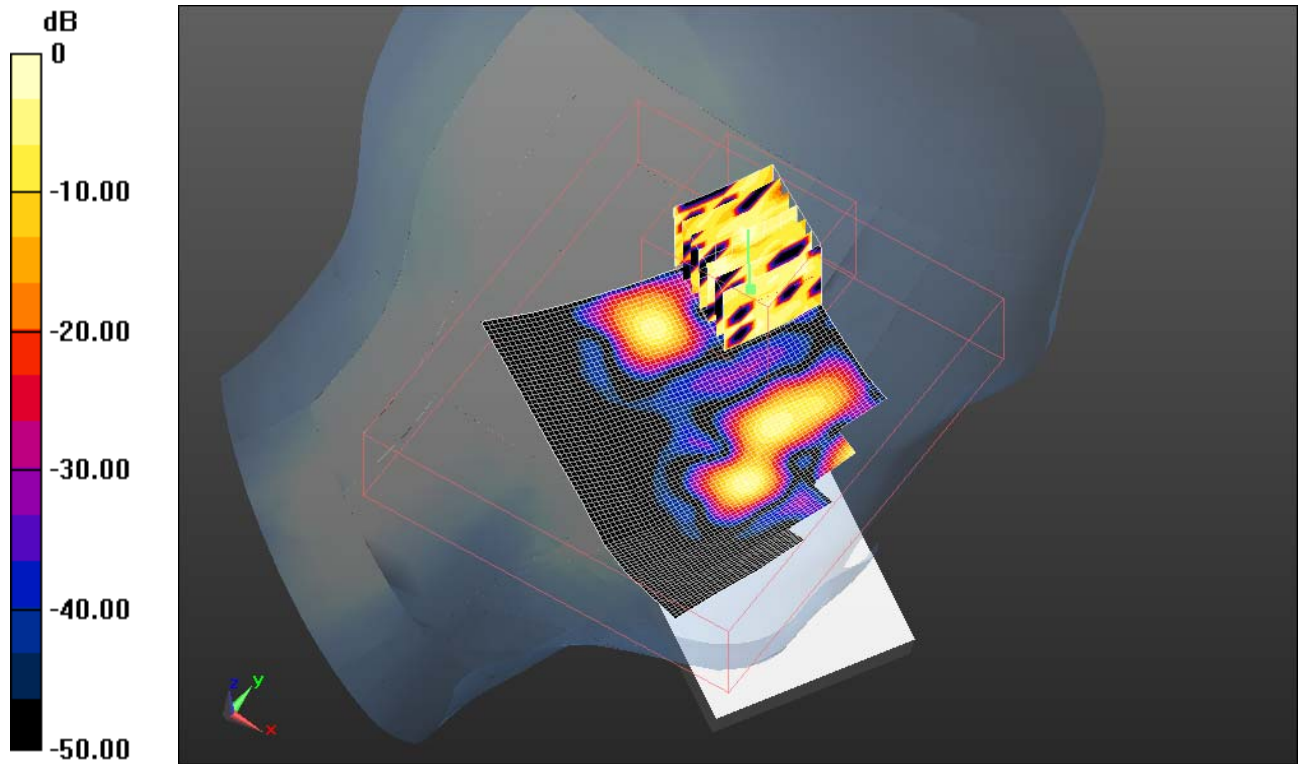
Peak SAR (extrapolated) = 0.00241 W/kg

**SAR(1 g) = 8.03e-005 mW/g; SAR(10 g) = 1.81e-005 mW/g**


	Document <b>Appendix B for the BlackBerry® Smartphone Model RDU71CW SAR Report</b>			Page <b>107(108)</b>
	Author Data <b>Hang Wang</b>	Dates of Test <b>Feb 7 –May 25, 2011</b>	Test Report No <b>RTS-3933-1105-11</b>	FCC ID: <b>L6ARDU70CW</b>

Info: Interpolated medium parameters used for SAR evaluation.

Maximum value of SAR (measured) = 0.00128 mW/g



0 dB = 0.0013mW/g

	Document <b>Appendix B for the BlackBerry® Smartphone Model RDU71CW SAR Report</b>			Page <b>108(108)</b>
	Author Data <b>Hang Wang</b>	Dates of Test <b>Feb 7 –May 25, 2011</b>	Test Report No <b>RTS-3933-1105-11</b>	FCC ID: <b>L6ARDU70CW</b>

**Z axis plot for the worst case head configuration:**

