
	Document <b>Appendix C for the BlackBerry® Smartphone Model RDS41CW SAR Report</b>			Page <b>1(46)</b>
	Author Data <b>Andrew Becker</b>	Dates of Test <b>May 3 – June 28, 2011</b>	Test Report No <b>RTS-2604-1107-06</b>	FCC ID: <b>L6ARDS40CW</b>

**APPENDIX C: SAR DISTRIBUTION PLOTS FOR BODY-WORN CONFIGURATION**

	Document <b>Appendix C for the BlackBerry® Smartphone Model RDS41CW SAR Report</b>			Page <b>2(46)</b>
	Author Data <b>Andrew Becker</b>	Dates of Test <b>May 3 – June 28, 2011</b>	Test Report No <b>RTS-2604-1107-06</b>	FCC ID: <b>L6ARDS40CW</b>

Date/Time: 5/27/2011 5:11:55 PM, Date/Time: 5/27/2011 5:18:48 PM

Test Laboratory: RIM Testing Services

## 15mm\_Spacer\_Back\_CDMA800\_low\_chan\_amb\_temp\_23.8\_liq\_temp\_2 2.3C

**DUT: BlackBerry Smartphone; Type: Sample ; Serial: 32E4DBBB**

Communication System: CDMA 800; Communication System Band: CDMA 2000 BC 10 ; Frequency: 817.9 MHz; Communication System PAR: 0 dB  
Medium parameters used (interpolated):  $f = 817.9$  MHz;  $\sigma = 0.965$  mho/m;  $\epsilon_r = 53.29$ ;  $\rho = 1000$  kg/m<sup>3</sup>  
Phantom section: Flat Section  
Measurement Standard: DASY5 (IEEE/IEC/ANSI C63.19-2007)

DASY5 Configuration:

- Probe: ES3DV3 - SN3225; ConvF(6.3, 6.3, 6.3); Calibrated: 1/13/2011
- Sensor-Surface: 4mm (Mechanical Surface Detection)
- Electronics: DAE3 Sn472; Calibrated: 3/7/2011
- Phantom: SAM 2; Type: SAM 4.0; Serial: 1080
- Measurement SW: DASY52, Version 52.6 (2); SEMCAD X Version 14.4.4 (2829)

**Configuration/Touch position -/Area Scan (61x91x1):** Measurement grid:  
dx=15mm, dy=15mm

[Info: Interpolated medium parameters used for SAR evaluation.](#)

Maximum value of SAR (interpolated) = 0.900 mW/g

**Configuration/Touch position -/Zoom Scan (5x5x7) (5x5x5)/Cube 0:**

Measurement grid: dx=7.5mm, dy=7.5mm, dz=5mm

Reference Value = 29.245 V/m; Power Drift = 0.0096 dB

Peak SAR (extrapolated) = 1.106 W/kg

**SAR(1 g) = 0.847 mW/g; SAR(10 g) = 0.617 mW/g**

[Info: Interpolated medium parameters used for SAR evaluation.](#)

Maximum value of SAR (measured) = 0.898 mW/g


Author Data  
**Andrew Becker**

Dates of Test  
**May 3 – June 28, 2011**


Test Report No  
**RTS-2604-1107-06**

FCC ID:  
**L6ARDS40CW**

IC ID  
**2503A-RDS40CW**



0 dB = 0.900mW/g

	Document <b>Appendix C for the BlackBerry® Smartphone Model RDS41CW SAR Report</b>			Page <b>4(46)</b>
	Author Data <b>Andrew Becker</b>	Dates of Test <b>May 3 – June 28, 2011</b>	Test Report No <b>RTS-2604-1107-06</b>	FCC ID: <b>L6ARDS40CW</b>

Date/Time: 5/27/2011 4:57:10 PM, Date/Time: 5/27/2011 5:04:53 PM

Test Laboratory: RIM Testing Services

## 15mm\_Spacer\_Back\_CDMA800\_mid\_chan\_amb\_temp\_23.8\_liq\_temp\_2 2.3C

**DUT: BlackBerry Smartphone; Type: Sample ; Serial: 32E4DBBB**

Communication System: CDMA 800; Communication System Band: CDMA 2000 BC 10 ; Frequency: 820.5 MHz; Communication System PAR: 0 dB  
Medium parameters used (interpolated):  $f = 820.5$  MHz;  $\sigma = 0.968$  mho/m;  $\epsilon_r = 53.286$ ;  $\rho = 1000$  kg/m<sup>3</sup>  
Phantom section: Flat Section  
Measurement Standard: DASYS (IEEE/IEC/ANSI C63.19-2007)

DASY5 Configuration:

- Probe: ES3DV3 - SN3225; ConvF(6.3, 6.3, 6.3); Calibrated: 1/13/2011
- Sensor-Surface: 4mm (Mechanical Surface Detection)
- Electronics: DAE3 Sn472; Calibrated: 3/7/2011
- Phantom: SAM 2; Type: SAM 4.0; Serial: 1080
- Measurement SW: DASYS2, Version 52.6 (2); SEMCAD X Version 14.4.4 (2829)

**Configuration/Touch position -/Area Scan (61x91x1):** Measurement grid: dx=15mm, dy=15mm

[Info: Interpolated medium parameters used for SAR evaluation.](#)

Maximum value of SAR (interpolated) = 0.929 mW/g

**Configuration/Touch position -/Zoom Scan (5x5x7) (5x5x5)/Cube 0:**

Measurement grid: dx=7.5mm, dy=7.5mm, dz=5mm

Reference Value = 29.879 V/m; Power Drift = -0.06 dB

Peak SAR (extrapolated) = 1.145 W/kg

**SAR(1 g) = 0.877 mW/g; SAR(10 g) = 0.637 mW/g**

[Info: Interpolated medium parameters used for SAR evaluation.](#)

Maximum value of SAR (measured) = 0.938 mW/g

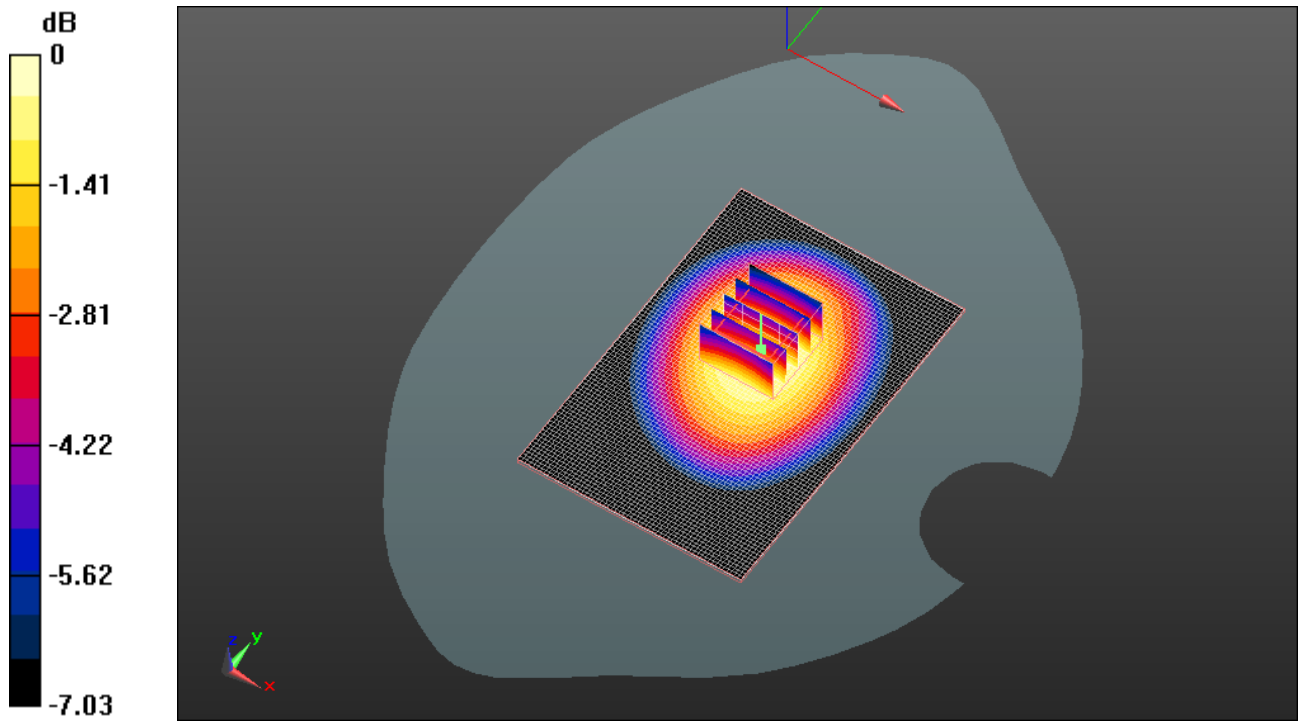
Author Data  
**Andrew Becker**

Dates of Test  
**May 3 – June 28, 2011**


Test Report No  
**RTS-2604-1107-06**

FCC ID:  
**L6ARDS40CW**

IC ID  
**2503A-RDS40CW**



0 dB = 0.940mW/g

	Document <b>Appendix C for the BlackBerry® Smartphone Model RDS41CW SAR Report</b>			Page <b>6(46)</b>
	Author Data <b>Andrew Becker</b>	Dates of Test <b>May 3 – June 28, 2011</b>	Test Report No <b>RTS-2604-1107-06</b>	FCC ID: <b>L6ARDS40CW</b>

Date/Time: 5/27/2011 5:25:10 PM, Date/Time: 5/27/2011 5:32:07 PM

Test Laboratory: RIM Testing Services

## 15mm\_Spacer\_Back\_CDMA800\_high\_chan\_amb\_temp\_23.9\_liq\_temp\_22.4C

**DUT: BlackBerry Smartphone; Type: Sample ; Serial: 32E4DBBB**

Communication System: CDMA 800; Communication System Band: CDMA 2000 BC 10 ; Frequency: 823.1 MHz; Communication System PAR: 0 dB  
Medium parameters used (interpolated):  $f = 823.1$  MHz;  $\sigma = 0.972$  mho/m;  $\epsilon_r = 53.257$ ;  $\rho = 1000$  kg/m<sup>3</sup>  
Phantom section: Flat Section  
Measurement Standard: DASYS (IEEE/IEC/ANSI C63.19-2007)

DASY5 Configuration:

- Probe: ES3DV3 - SN3225; ConvF(6.3, 6.3, 6.3); Calibrated: 1/13/2011
- Sensor-Surface: 4mm (Mechanical Surface Detection)
- Electronics: DAE3 Sn472; Calibrated: 3/7/2011
- Phantom: SAM 2; Type: SAM 4.0; Serial: 1080
- Measurement SW: DASYS2, Version 52.6 (2); SEMCAD X Version 14.4.4 (2829)

**Configuration/Touch position -/Area Scan (61x91x1):** Measurement grid: dx=15mm, dy=15mm

[Info: Interpolated medium parameters used for SAR evaluation.](#)

Maximum value of SAR (interpolated) = 0.845 mW/g

**Configuration/Touch position -/Zoom Scan (5x5x7) (5x5x5)/Cube 0:**

Measurement grid: dx=7.5mm, dy=7.5mm, dz=5mm

Reference Value = 28.437 V/m; Power Drift = -0.07 dB

Peak SAR (extrapolated) = 1.026 W/kg

**SAR(1 g) = 0.790 mW/g; SAR(10 g) = 0.575 mW/g**

[Info: Interpolated medium parameters used for SAR evaluation.](#)

Maximum value of SAR (measured) = 0.839 mW/g


Author Data  
**Andrew Becker**

Dates of Test  
**May 3 – June 28, 2011**


Test Report No  
**RTS-2604-1107-06**

FCC ID:  
**L6ARDS40CW**

IC ID  
**2503A-RDS40CW**



0 dB = 0.840mW/g

	Document <b>Appendix C for the BlackBerry® Smartphone Model RDS41CW SAR Report</b>			Page <b>8(46)</b>
	Author Data <b>Andrew Becker</b>	Dates of Test <b>May 3 – June 28, 2011</b>	Test Report No <b>RTS-2604-1107-06</b>	FCC ID: <b>L6ARDS40CW</b>

Date/Time: 5/27/2011 5:54:23 PM, Date/Time: 5/27/2011 6:01:16 PM

Test Laboratory: RIM Testing Services

**15mm\_Spacer\_Front\_CDMA800\_mid\_chan\_amb\_temp\_24.0\_liq\_temp\_22.6C**

**DUT: BlackBerry Smartphone; Type: Sample ; Serial: 32E4DBBB**

Communication System: CDMA 800; Communication System Band: CDMA 2000 BC 10 ; Frequency: 820.5 MHz; Communication System PAR: 0 dB  
Medium parameters used (interpolated):  $f = 820.5$  MHz;  $\sigma = 0.968$  mho/m;  $\epsilon_r = 53.286$ ;  $\rho = 1000$  kg/m<sup>3</sup>  
Phantom section: Flat Section  
Measurement Standard: DASYS (IEEE/IEC/ANSI C63.19-2007)

DASY5 Configuration:

- Probe: ES3DV3 - SN3225; ConvF(6.3, 6.3, 6.3); Calibrated: 1/13/2011
- Sensor-Surface: 4mm (Mechanical Surface Detection)
- Electronics: DAE3 Sn472; Calibrated: 3/7/2011
- Phantom: SAM 2; Type: SAM 4.0; Serial: 1080
- Measurement SW: DASYS2, Version 52.6 (2); SEMCAD X Version 14.4.4 (2829)

**Configuration/Touch position -/Area Scan (61x91x1):** Measurement grid: dx=15mm, dy=15mm

[Info: Interpolated medium parameters used for SAR evaluation.](#)

Maximum value of SAR (interpolated) = 0.686 mW/g

**Configuration/Touch position -/Zoom Scan (5x5x7) (5x5x5)/Cube 0:**

Measurement grid: dx=7.5mm, dy=7.5mm, dz=5mm  
Reference Value = 24.014 V/m; Power Drift = 0.06 dB  
Peak SAR (extrapolated) = 0.858 W/kg  
**SAR(1 g) = 0.655 mW/g; SAR(10 g) = 0.477 mW/g**

[Info: Interpolated medium parameters used for SAR evaluation.](#)

Maximum value of SAR (measured) = 0.694 mW/g




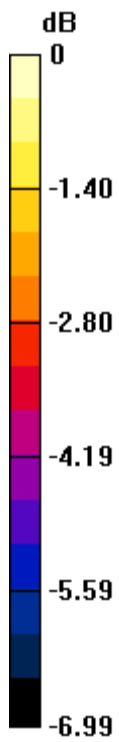
Author Data  
**Andrew Becker**

Dates of Test  
**May 3 – June 28, 2011**


Test Report No  
**RTS-2604-1107-06**

FCC ID:  
**L6ARDS40CW**

IC ID  
**2503A-RDS40CW**



0 dB = 0.690mW/g

	Document <b>Appendix C for the BlackBerry® Smartphone Model RDS41CW SAR Report</b>			Page <b>10(46)</b>
	Author Data <b>Andrew Becker</b>	Dates of Test <b>May 3 – June 28, 2011</b>	Test Report No <b>RTS-2604-1107-06</b>	FCC ID: <b>L6ARDS40CW</b>

Date/Time: 5/27/2011 5:40:28 PM, Date/Time: 5/27/2011 5:47:21 PM

Test Laboratory: RIM Testing Services

## Vertical\_Holster\_Back\_CDMA800\_mid\_chan\_amb\_temp\_24.0\_liq\_temp\_22.5C

**DUT: BlackBerry Smartphone; Type: Sample ; Serial: 32E4DBBB**

Communication System: CDMA 800; Communication System Band: CDMA 2000 BC 10 ; Frequency: 820.5 MHz; Communication System PAR: 0 dB  
Medium parameters used (interpolated):  $f = 820.5$  MHz;  $\sigma = 0.968$  mho/m;  $\epsilon_r = 53.286$ ;  $\rho = 1000$  kg/m<sup>3</sup>  
Phantom section: Flat Section  
Measurement Standard: DASYS (IEEE/IEC/ANSI C63.19-2007)

DASY5 Configuration:

- Probe: ES3DV3 - SN3225; ConvF(6.3, 6.3, 6.3); Calibrated: 1/13/2011
- Sensor-Surface: 4mm (Mechanical Surface Detection)
- Electronics: DAE3 Sn472; Calibrated: 3/7/2011
- Phantom: SAM 2; Type: SAM 4.0; Serial: 1080
- Measurement SW: DASYS2, Version 52.6 (2); SEMCAD X Version 14.4.4 (2829)

**Configuration/Touch position -/Area Scan (61x91x1):** Measurement grid: dx=15mm, dy=15mm

[Info: Interpolated medium parameters used for SAR evaluation.](#)

Maximum value of SAR (interpolated) = 0.771 mW/g

**Configuration/Touch position -/Zoom Scan (5x5x7) (5x5x5)/Cube 0:**

Measurement grid: dx=7.5mm, dy=7.5mm, dz=5mm  
Reference Value = 27.986 V/m; Power Drift = 0.06 dB  
Peak SAR (extrapolated) = 0.936 W/kg  
**SAR(1 g) = 0.732 mW/g; SAR(10 g) = 0.539 mW/g**

[Info: Interpolated medium parameters used for SAR evaluation.](#)

Maximum value of SAR (measured) = 0.771 mW/g

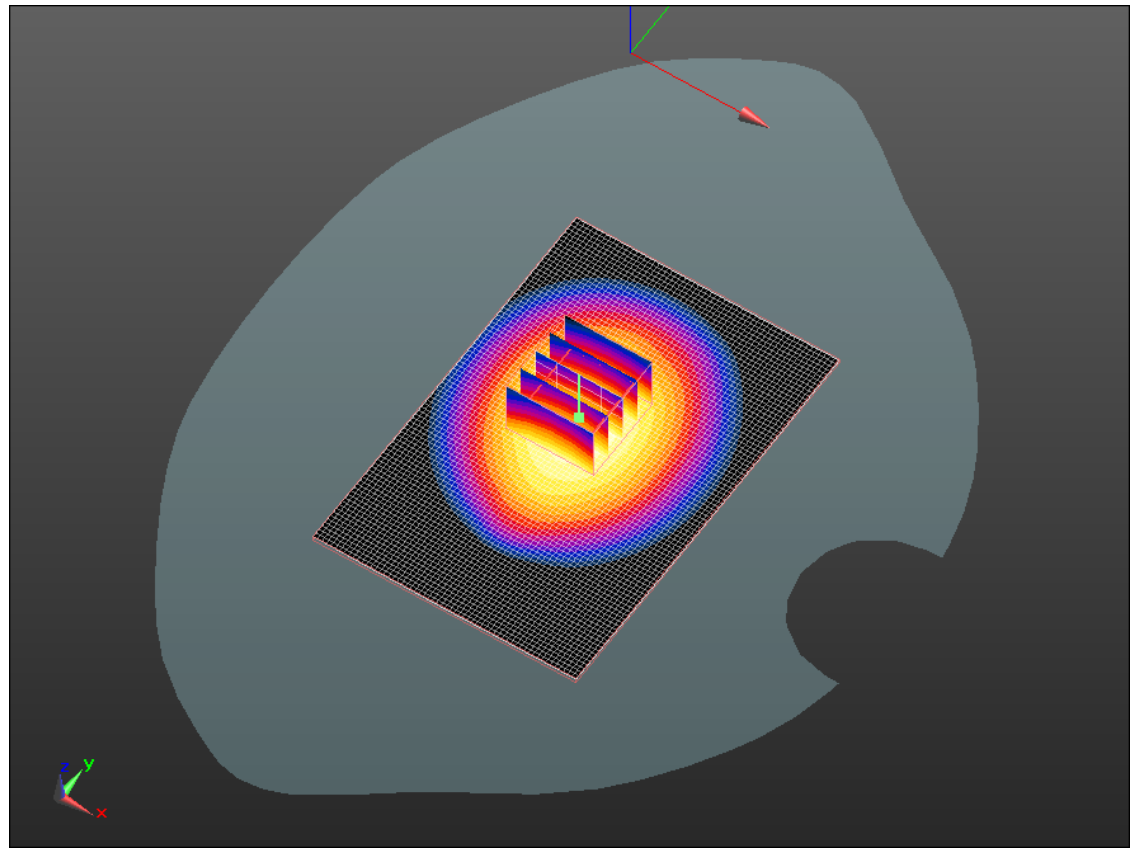
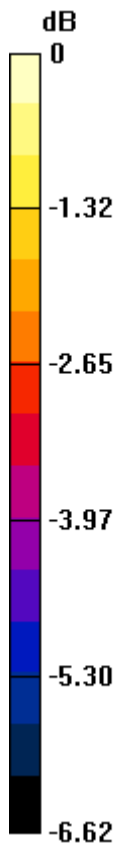
Author Data  
**Andrew Becker**

Dates of Test  
**May 3 – June 28, 2011**


Test Report No  
**RTS-2604-1107-06**

FCC ID:  
**L6ARDS40CW**

IC ID  
**2503A-RDS40CW**



0 dB = 0.770mW/g

	Document <b>Appendix C for the BlackBerry® Smartphone Model RDS41CW SAR Report</b>			Page <b>12(46)</b>
	Author Data <b>Andrew Becker</b>	Dates of Test <b>May 3 – June 28, 2011</b>	Test Report No <b>RTS-2604-1107-06</b>	FCC ID: <b>L6ARDS40CW</b>

Date/Time: 5/27/2011 6:08:09 PM, Date/Time: 5/27/2011 6:15:03 PM

Test Laboratory: RIM Testing Services

**15mm\_Spacer\_Back\_Headset\_CDMA800\_mid\_chan\_amb\_temp\_23.8\_li  
q\_temp\_22.4C**

**DUT: BlackBerry Smartphone; Type: Sample ; Serial: 32E4DBBB**

Communication System: CDMA 800; Communication System Band: CDMA 2000 BC  
10 ; Frequency: 820.5 MHz; Communication System PAR: 0 dB  
Medium parameters used (interpolated):  $f = 820.5$  MHz;  $\sigma = 0.968$  mho/m;  $\epsilon_r = 53.286$ ;  $\rho = 1000$  kg/m<sup>3</sup>  
Phantom section: Flat Section  
Measurement Standard: DASYS (IEEE/IEC/ANSI C63.19-2007)

DASY5 Configuration:

- Probe: ES3DV3 - SN3225; ConvF(6.3, 6.3, 6.3); Calibrated: 1/13/2011
- Sensor-Surface: 4mm (Mechanical Surface Detection)
- Electronics: DAE3 Sn472; Calibrated: 3/7/2011
- Phantom: SAM 2; Type: SAM 4.0; Serial: 1080
- Measurement SW: DASYS2, Version 52.6 (2); SEMCAD X Version 14.4.4 (2829)

**Configuration/Touch position -/Area Scan (61x91x1):** Measurement grid:  
dx=15mm, dy=15mm

[Info: Interpolated medium parameters used for SAR evaluation.](#)

Maximum value of SAR (interpolated) = 0.645 mW/g

**Configuration/Touch position -/Zoom Scan (5x5x7) (5x5x5)/Cube 0:**

Measurement grid: dx=7.5mm, dy=7.5mm, dz=5mm  
Reference Value = 24.433 V/m; Power Drift = -0.38 dB  
Peak SAR (extrapolated) = 0.786 W/kg  
**SAR(1 g) = 0.604 mW/g; SAR(10 g) = 0.440 mW/g**

[Info: Interpolated medium parameters used for SAR evaluation.](#)

Maximum value of SAR (measured) = 0.638 mW/g


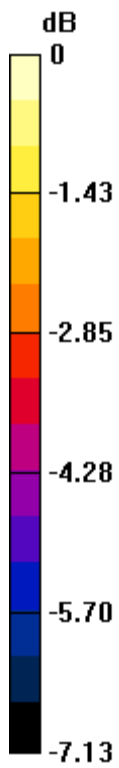
Author Data  
**Andrew Becker**

Dates of Test  
**May 3 – June 28, 2011**


Test Report No  
**RTS-2604-1107-06**

FCC ID:  
**L6ARDS40CW**

IC ID  
**2503A-RDS40CW**



0 dB = 0.640mW/g

	Document <b>Appendix C for the BlackBerry® Smartphone Model RDS41CW SAR Report</b>			Page <b>14(46)</b>
	Author Data <b>Andrew Becker</b>	Dates of Test <b>May 3 – June 28, 2011</b>	Test Report No <b>RTS-2604-1107-06</b>	FCC ID: <b>L6ARDS40CW</b>

Date/Time: 5/27/2011 6:41:47 PM, Date/Time: 5/27/2011 6:48:43 PM

Test Laboratory: RIM Testing Services

**15mm\_Spacer\_Back\_CDMA850\_low\_chan\_amb\_temp\_23.8\_liq\_temp\_2**

**2.3C**

**DUT: BlackBerry Smartphone; Type: Sample ; Serial: 32E4DBBB**

Communication System: CDMA 850; Communication System Band: CDMA 2000  
Cellular; Frequency: 824.7 MHz; Communication System PAR: 0 dB  
Medium parameters used:  $f = 825 \text{ MHz}$ ;  $\sigma = 0.974 \text{ mho/m}$ ;  $\epsilon_r = 53.235$ ;  $\rho = 1000 \text{ kg/m}^3$   
Phantom section: Flat Section  
Measurement Standard: DASYS (IEEE/IEC/ANSI C63.19-2007)

DASY5 Configuration:

- Probe: ES3DV3 - SN3225; ConvF(6.3, 6.3, 6.3); Calibrated: 1/13/2011
- Sensor-Surface: 4mm (Mechanical Surface Detection)
- Electronics: DAE3 Sn472; Calibrated: 3/7/2011
- Phantom: SAM 2; Type: SAM 4.0; Serial: 1080
- Measurement SW: DASYS2, Version 52.6 (2); SEMCAD X Version 14.4.4 (2829)

**Configuration/Touch position -/Area Scan (61x91x1):** Measurement grid:  
dx=15mm, dy=15mm

Maximum value of SAR (interpolated) = 0.807 mW/g

**Configuration/Touch position -/Zoom Scan (5x5x7) (5x5x5)/Cube 0:**

Measurement grid: dx=7.5mm, dy=7.5mm, dz=5mm  
Reference Value = 27.912 V/m; Power Drift = -0.09 dB  
Peak SAR (extrapolated) = 0.992 W/kg

**SAR(1 g) = 0.757 mW/g; SAR(10 g) = 0.552 mW/g**

Maximum value of SAR (measured) = 0.803 mW/g

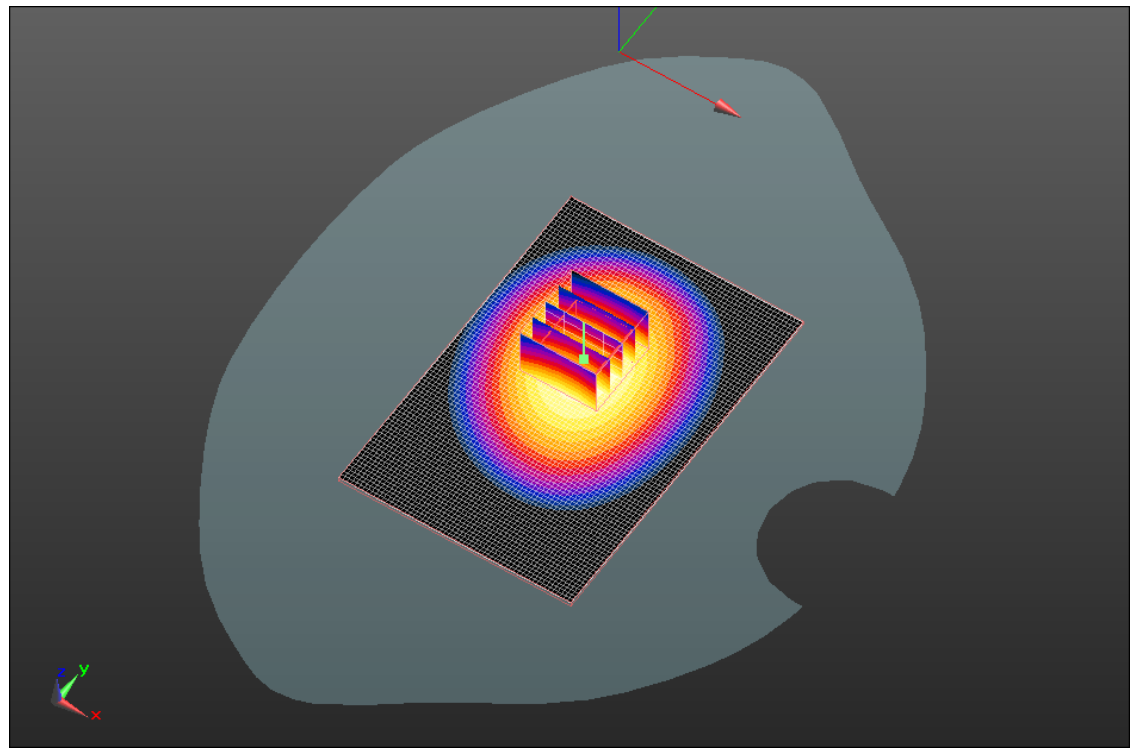
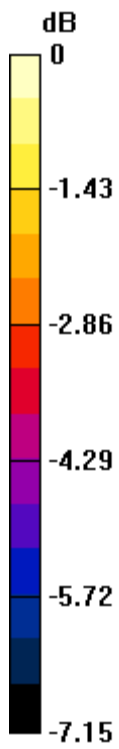
Author Data  
**Andrew Becker**

Dates of Test  
**May 3 – June 28, 2011**


Test Report No  
**RTS-2604-1107-06**

FCC ID:  
**L6ARDS40CW**

IC ID  
**2503A-RDS40CW**



0 dB = 0.800mW/g

	Document <b>Appendix C for the BlackBerry® Smartphone Model RDS41CW SAR Report</b>			Page <b>16(46)</b>
	Author Data <b>Andrew Becker</b>	Dates of Test <b>May 3 – June 28, 2011</b>	Test Report No <b>RTS-2604-1107-06</b>	FCC ID: <b>L6ARDS40CW</b>

Date/Time: 5/27/2011 6:28:32 PM, Date/Time: 5/27/2011 6:35:25 PM

Test Laboratory: RIM Testing Services

## 15mm\_Spacer\_Back\_CDMA850\_mid\_chan\_amb\_temp\_23.9\_liq\_temp\_2 2.5C

**DUT: BlackBerry Smartphone; Type: Sample ; Serial: 32E4DBBB**

Communication System: CDMA 850; Communication System Band: CDMA 2000  
Cellular; Frequency: 836.52 MHz; Communication System PAR: 0 dB  
Medium parameters used (interpolated):  $f = 836.52$  MHz;  $\sigma = 0.986$  mho/m;  $\epsilon_r = 53.092$ ;  
 $\rho = 1000$  kg/m<sup>3</sup>  
Phantom section: Flat Section  
Measurement Standard: DASYS (IEEE/IEC/ANSI C63.19-2007)

DASY5 Configuration:

- Probe: ES3DV3 - SN3225; ConvF(6.3, 6.3, 6.3); Calibrated: 1/13/2011
- Sensor-Surface: 4mm (Mechanical Surface Detection)
- Electronics: DAE3 Sn472; Calibrated: 3/7/2011
- Phantom: SAM 2; Type: SAM 4.0; Serial: 1080
- Measurement SW: DASYS2, Version 52.6 (2); SEMCAD X Version 14.4.4 (2829)

**Configuration/Touch position -/Area Scan (61x91x1):** Measurement grid:  
dx=15mm, dy=15mm

[Info: Interpolated medium parameters used for SAR evaluation.](#)

Maximum value of SAR (interpolated) = 0.842 mW/g

**Configuration/Touch position -/Zoom Scan (5x5x7) (5x5x5)/Cube 0:**

Measurement grid: dx=7.5mm, dy=7.5mm, dz=5mm  
Reference Value = 28.353 V/m; Power Drift = 0.08 dB  
Peak SAR (extrapolated) = 1.046 W/kg  
**SAR(1 g) = 0.800 mW/g; SAR(10 g) = 0.584 mW/g**

[Info: Interpolated medium parameters used for SAR evaluation.](#)

Maximum value of SAR (measured) = 0.848 mW/g



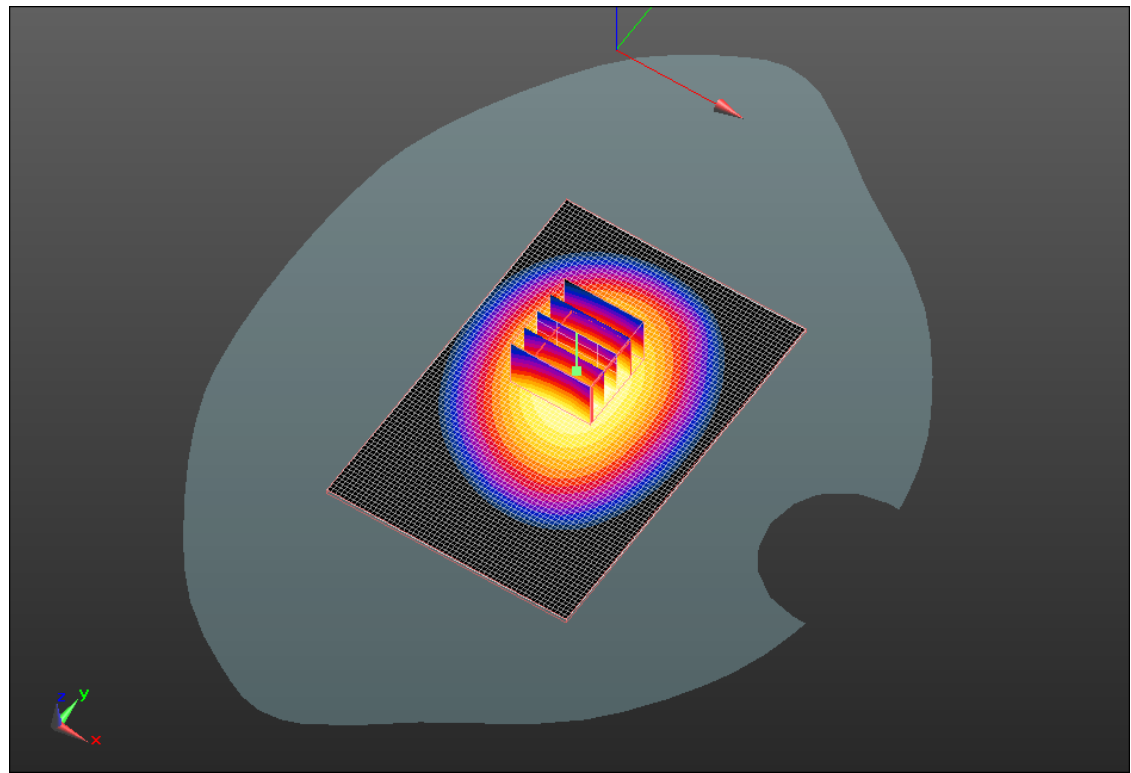
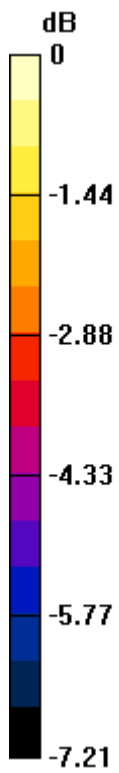
Author Data  
**Andrew Becker**

Dates of Test  
**May 3 – June 28, 2011**


Test Report No  
**RTS-2604-1107-06**

FCC ID:  
**L6ARDS40CW**

IC ID  
**2503A-RDS40CW**



0 dB = 0.850mW/g

	Document <b>Appendix C for the BlackBerry® Smartphone Model RDS41CW SAR Report</b>			Page <b>18(46)</b>
	Author Data <b>Andrew Becker</b>	Dates of Test <b>May 3 – June 28, 2011</b>	Test Report No <b>RTS-2604-1107-06</b>	FCC ID: <b>L6ARDS40CW</b>

Date/Time: 5/27/2011 7:09:42 PM, Date/Time: 5/27/2011 7:16:32 PM

Test Laboratory: RIM Testing Services

## 15mm\_Spacer\_Back\_CDMA850\_high\_chan\_amb\_temp\_23.8\_liq\_temp\_22.3C

**DUT: BlackBerry Smartphone; Type: Sample ; Serial: 32E4DBBB**

Communication System: CDMA 850; Communication System Band: CDMA 2000  
Cellular; Frequency: 848.52 MHz; Communication System PAR: 0 dB  
Medium parameters used (interpolated):  $f = 848.52$  MHz;  $\sigma = 0.998$  mho/m;  $\epsilon_r = 52.981$ ;  
 $\rho = 1000$  kg/m<sup>3</sup>  
Phantom section: Flat Section  
Measurement Standard: DASYS (IEEE/IEC/ANSI C63.19-2007)

DASY5 Configuration:

- Probe: ES3DV3 - SN3225; ConvF(6.3, 6.3, 6.3); Calibrated: 1/13/2011
- Sensor-Surface: 4mm (Mechanical Surface Detection)
- Electronics: DAE3 Sn472; Calibrated: 3/7/2011
- Phantom: SAM 2; Type: SAM 4.0; Serial: 1080
- Measurement SW: DASYS2, Version 52.6 (2); SEMCAD X Version 14.4.4 (2829)

**Configuration/Touch position -/Area Scan (61x91x1):** Measurement grid:  
dx=15mm, dy=15mm

[Info: Interpolated medium parameters used for SAR evaluation.](#)

Maximum value of SAR (interpolated) = 0.685 mW/g

**Configuration/Touch position -/Zoom Scan (5x5x7) (5x5x5)/Cube 0:**

Measurement grid: dx=7.5mm, dy=7.5mm, dz=5mm  
Reference Value = 25.834 V/m; Power Drift = -0.02 dB  
Peak SAR (extrapolated) = 0.842 W/kg  
**SAR(1 g) = 0.645 mW/g; SAR(10 g) = 0.472 mW/g**

[Info: Interpolated medium parameters used for SAR evaluation.](#)

Maximum value of SAR (measured) = 0.683 mW/g

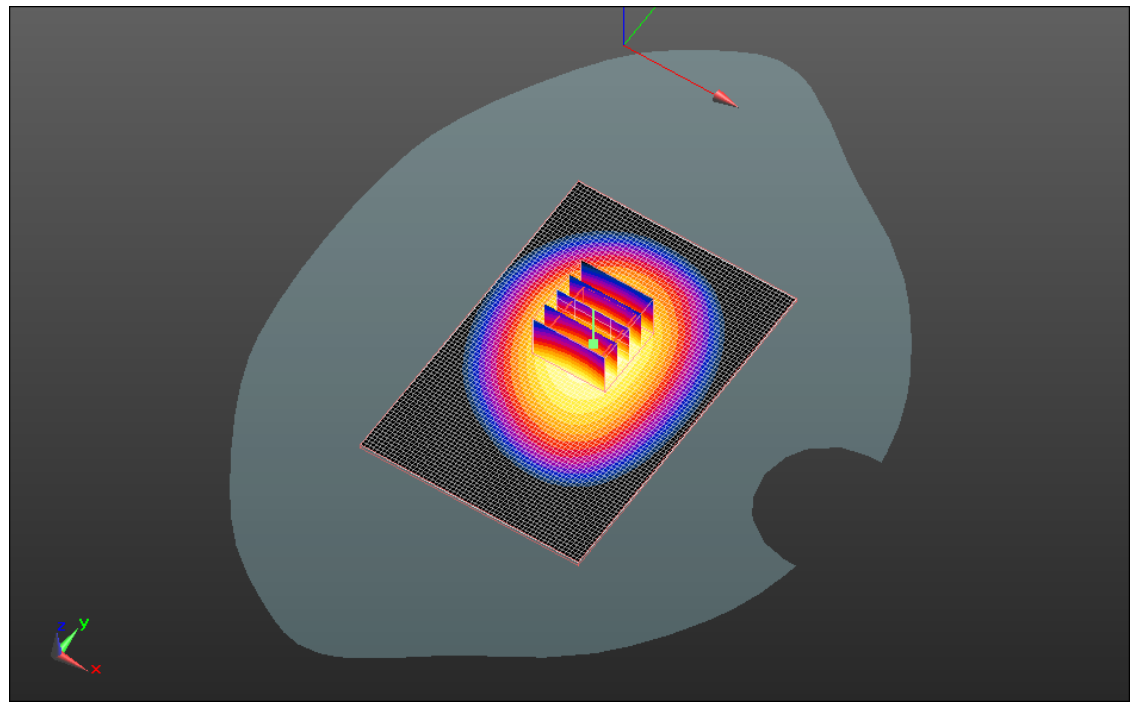
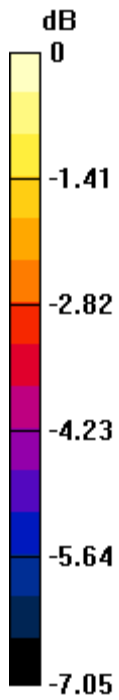
Author Data  
**Andrew Becker**

Dates of Test  
**May 3 – June 28, 2011**


Test Report No  
**RTS-2604-1107-06**

FCC ID:  
**L6ARDS40CW**

IC ID  
**2503A-RDS40CW**



0 dB = 0.680mW/g

	Document <b>Appendix C for the BlackBerry® Smartphone Model RDS41CW SAR Report</b>			Page <b>20(46)</b>
	Author Data <b>Andrew Becker</b>	Dates of Test <b>May 3 – June 28, 2011</b>	Test Report No <b>RTS-2604-1107-06</b>	FCC ID: <b>L6ARDS40CW</b>

Date/Time: 5/27/2011 8:12:34 PM, Date/Time: 5/27/2011 8:19:30 PM

Test Laboratory: RIM Testing Services

**15mm\_Spacer\_Front\_CDMA850\_mid\_chan\_amb\_temp\_24.0\_liq\_temp\_22.5C**

**DUT: BlackBerry Smartphone; Type: Sample ; Serial: 32E4DBBB**

Communication System: CDMA 850; Communication System Band: CDMA 2000 Cellular; Frequency: 836.52 MHz; Communication System PAR: 0 dB  
Medium parameters used (interpolated):  $f = 836.52$  MHz;  $\sigma = 0.986$  mho/m;  $\epsilon_r = 53.092$ ;  $\rho = 1000$  kg/m<sup>3</sup>  
Phantom section: Flat Section  
Measurement Standard: DASYS (IEEE/IEC/ANSI C63.19-2007)

DASY5 Configuration:

- Probe: ES3DV3 - SN3225; ConvF(6.3, 6.3, 6.3); Calibrated: 1/13/2011
- Sensor-Surface: 4mm (Mechanical Surface Detection)
- Electronics: DAE3 Sn472; Calibrated: 3/7/2011
- Phantom: SAM 2; Type: SAM 4.0; Serial: 1080
- Measurement SW: DASYS2, Version 52.6 (2); SEMCAD X Version 14.4.4 (2829)

**Configuration/Touch position -/Area Scan (61x91x1):** Measurement grid: dx=15mm, dy=15mm

[Info: Interpolated medium parameters used for SAR evaluation.](#)

Maximum value of SAR (interpolated) = 0.642 mW/g

**Configuration/Touch position -/Zoom Scan (5x5x7) (5x5x5)/Cube 0:**

Measurement grid: dx=7.5mm, dy=7.5mm, dz=5mm

Reference Value = 23.196 V/m; Power Drift = -0.01 dB

Peak SAR (extrapolated) = 0.794 W/kg

**SAR(1 g) = 0.600 mW/g; SAR(10 g) = 0.437 mW/g**

[Info: Interpolated medium parameters used for SAR evaluation.](#)

Maximum value of SAR (measured) = 0.637 mW/g

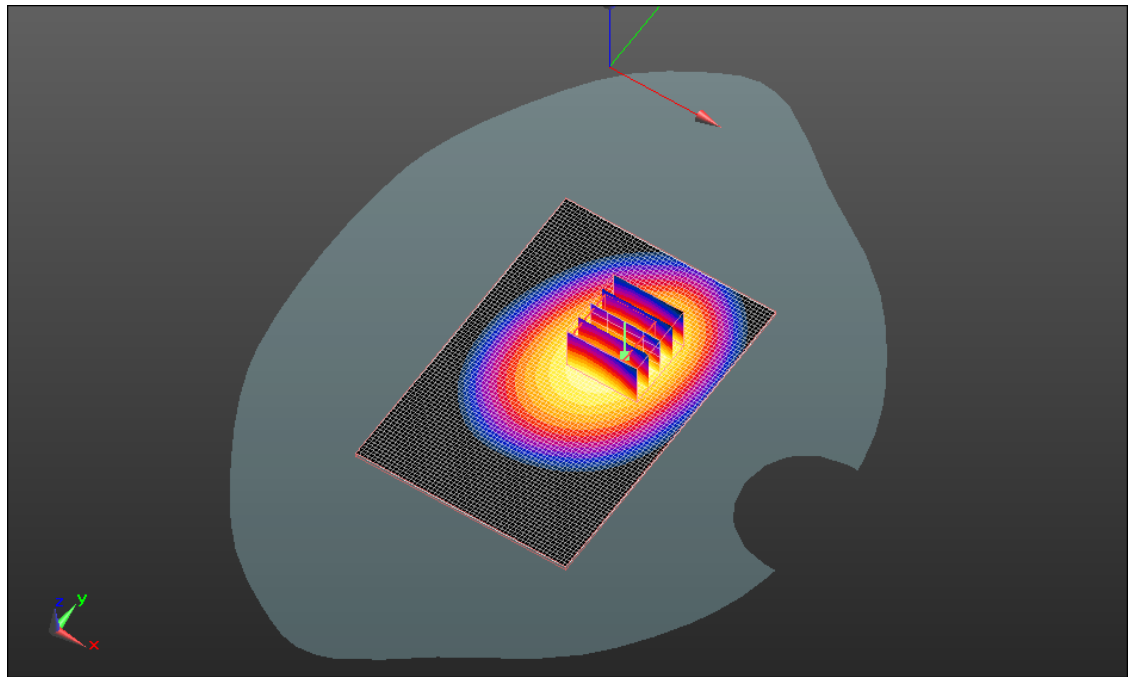
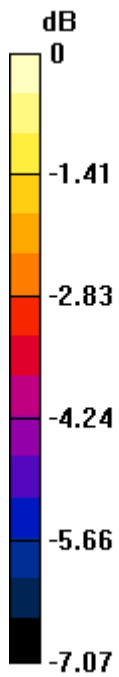
Author Data  
**Andrew Becker**

Dates of Test  
**May 3 – June 28, 2011**


Test Report No  
**RTS-2604-1107-06**

FCC ID:  
**L6ARDS40CW**

IC ID  
**2503A-RDS40CW**



0 dB = 0.640mW/g

	Document <b>Appendix C for the BlackBerry® Smartphone Model RDS41CW SAR Report</b>			Page <b>22(46)</b>
	Author Data <b>Andrew Becker</b>	Dates of Test <b>May 3 – June 28, 2011</b>	Test Report No <b>RTS-2604-1107-06</b>	FCC ID: <b>L6ARDS40CW</b>

Date/Time: 5/27/2011 7:58:40 PM, Date/Time: 5/27/2011 8:05:35 PM

Test Laboratory: RIM Testing Services

## Vertical\_Holster\_Back\_CDMA850\_mid\_chan\_amb\_temp\_23.5\_liq\_temp\_22.0C

**DUT: BlackBerry Smartphone; Type: Sample ; Serial: 32E4DBBB**

Communication System: CDMA 850; Communication System Band: CDMA 2000 Cellular; Frequency: 836.52 MHz; Communication System PAR: 0 dB  
Medium parameters used (interpolated):  $f = 836.52$  MHz;  $\sigma = 0.986$  mho/m;  $\epsilon_r = 53.092$ ;  $\rho = 1000$  kg/m<sup>3</sup>  
Phantom section: Flat Section  
Measurement Standard: DASYS (IEEE/IEC/ANSI C63.19-2007)

DASY5 Configuration:

- Probe: ES3DV3 - SN3225; ConvF(6.3, 6.3, 6.3); Calibrated: 1/13/2011
- Sensor-Surface: 4mm (Mechanical Surface Detection)
- Electronics: DAE3 Sn472; Calibrated: 3/7/2011
- Phantom: SAM 2; Type: SAM 4.0; Serial: 1080
- Measurement SW: DASYS2, Version 52.6 (2); SEMCAD X Version 14.4.4 (2829)

**Configuration/Touch position -/Area Scan (61x91x1):** Measurement grid: dx=15mm, dy=15mm

[Info: Interpolated medium parameters used for SAR evaluation.](#)

Maximum value of SAR (interpolated) = 0.724 mW/g

**Configuration/Touch position -/Zoom Scan (5x5x7) (5x5x5)/Cube 0:**

Measurement grid: dx=7.5mm, dy=7.5mm, dz=5mm  
Reference Value = 26.876 V/m; Power Drift = 0.06 dB  
Peak SAR (extrapolated) = 0.863 W/kg  
**SAR(1 g) = 0.681 mW/g; SAR(10 g) = 0.505 mW/g**

[Info: Interpolated medium parameters used for SAR evaluation.](#)

Maximum value of SAR (measured) = 0.716 mW/g


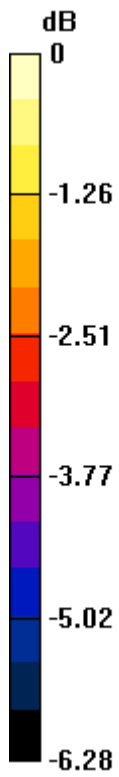
Author Data  
**Andrew Becker**

Dates of Test  
**May 3 – June 28, 2011**


Test Report No  
**RTS-2604-1107-06**

FCC ID:  
**L6ARDS40CW**

IC ID  
**2503A-RDS40CW**



0 dB = 0.720mW/g

	Document <b>Appendix C for the BlackBerry® Smartphone Model RDS41CW SAR Report</b>			Page <b>24(46)</b>
	Author Data <b>Andrew Becker</b>	Dates of Test <b>May 3 – June 28, 2011</b>	Test Report No <b>RTS-2604-1107-06</b>	FCC ID: <b>L6ARDS40CW</b>

Date/Time: 5/27/2011 8:26:40 PM, Date/Time: 5/27/2011 8:33:34 PM

Test Laboratory: RIM Testing Services

**15mm\_Spacer\_Back\_Headset\_CDMA850\_mid\_chan\_amb\_temp\_24.2\_li  
q\_temp\_22.7C**

**DUT: BlackBerry Smartphone; Type: Sample ; Serial: 32E4DBBB**

Communication System: CDMA 850; Communication System Band: CDMA 2000  
Cellular; Frequency: 836.52 MHz; Communication System PAR: 0 dB  
Medium parameters used (interpolated):  $f = 836.52$  MHz;  $\sigma = 0.986$  mho/m;  $\epsilon_r = 53.092$ ;  
 $\rho = 1000$  kg/m<sup>3</sup>  
Phantom section: Flat Section  
Measurement Standard: DASYS (IEEE/IEC/ANSI C63.19-2007)

DASY5 Configuration:

- Probe: ES3DV3 - SN3225; ConvF(6.3, 6.3, 6.3); Calibrated: 1/13/2011
- Sensor-Surface: 4mm (Mechanical Surface Detection)
- Electronics: DAE3 Sn472; Calibrated: 3/7/2011
- Phantom: SAM 2; Type: SAM 4.0; Serial: 1080
- Measurement SW: DASYS2, Version 52.6 (2); SEMCAD X Version 14.4.4 (2829)

**Configuration/Touch position -/Area Scan (61x91x1):** Measurement grid:  
dx=15mm, dy=15mm

[Info: Interpolated medium parameters used for SAR evaluation.](#)

Maximum value of SAR (interpolated) = 0.598 mW/g

**Configuration/Touch position -/Zoom Scan (5x5x7) (5x5x5)/Cube 0:**

Measurement grid: dx=7.5mm, dy=7.5mm, dz=5mm  
Reference Value = 24.149 V/m; Power Drift = 0.04 dB  
Peak SAR (extrapolated) = 0.737 W/kg  
**SAR(1 g) = 0.572 mW/g; SAR(10 g) = 0.417 mW/g**

[Info: Interpolated medium parameters used for SAR evaluation.](#)

Maximum value of SAR (measured) = 0.610 mW/g



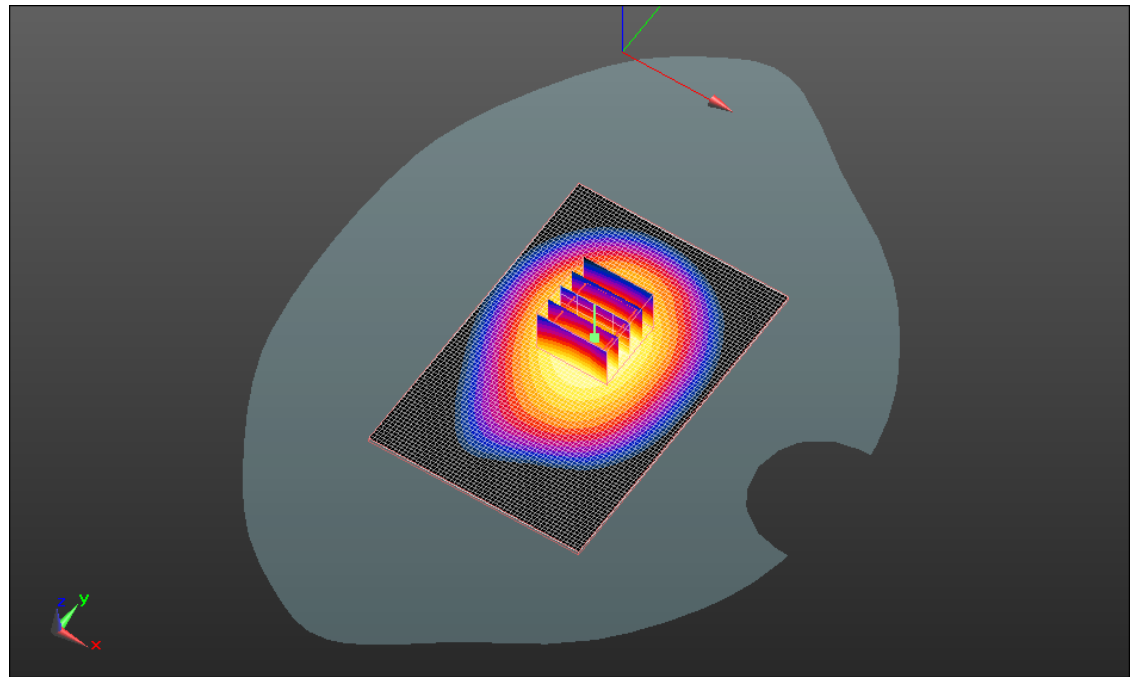
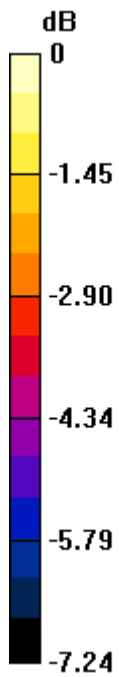
Author Data  
**Andrew Becker**

Dates of Test  
**May 3 – June 28, 2011**


Test Report No  
**RTS-2604-1107-06**

FCC ID:  
**L6ARDS40CW**

IC ID  
**2503A-RDS40CW**



0 dB = 0.610mW/g

	Document <b>Appendix C for the BlackBerry® Smartphone Model RDS41CW SAR Report</b>			Page <b>26(46)</b>
	Author Data <b>Andrew Becker</b>	Dates of Test <b>May 3 – June 28, 2011</b>	Test Report No <b>RTS-2604-1107-06</b>	FCC ID: <b>L6ARDS40CW</b>

Date/Time: 5/4/2011 2:04:19 PM, Date/Time: 5/4/2011 2:11:15 PM

Test Laboratory: RIM Testing Services

## 15mm\_Spacer\_Back\_CDMA1900\_mid\_chan\_amb\_temp\_23.2\_liq\_temp\_22.3C

**DUT: BlackBerry Smartphone; Type: Sample ; Serial: 32E4DBBB**

Communication System: CDMA 1900; Frequency: 1880 MHz; Communication System

PAR: 0 dB

Medium parameters used:  $f = 1880$  MHz;  $\sigma = 1.494$  mho/m;  $\epsilon_r = 51.549$ ;  $\rho = 1000$  kg/m<sup>3</sup>

Phantom section: Flat Section

Measurement Standard: DASYS (IEEE/IEC/ANSI C63.19-2007)

DASY5 Configuration:

- Probe: ES3DV3 - SN3225; ConvF(4.88, 4.88, 4.88); Calibrated: 1/13/2011
- Sensor-Surface: 4mm (Mechanical Surface Detection)
- Electronics: DAE3 Sn473; Calibrated: 1/21/2011
- Phantom: SAM 2; Type: SAM 4.0; Serial: 1080
- Measurement SW: DASYS2, Version 52.6 (2); SEMCAD X Version 14.4.4 (2829)

**Configuration/Touch position -/Area Scan (61x91x1):** Measurement grid:

$dx=15$ mm,  $dy=15$ mm

Maximum value of SAR (interpolated) = 0.563 mW/g

**Configuration/Touch position -/Zoom Scan (5x5x7) (5x5x5)/Cube 0:**

Measurement grid:  $dx=7.5$ mm,  $dy=7.5$ mm,  $dz=5$ mm

Reference Value = 10.725 V/m; Power Drift = 0.08 dB

Peak SAR (extrapolated) = 0.753 W/kg

**SAR(1 g) = 0.507 mW/g; SAR(10 g) = 0.320 mW/g**

Maximum value of SAR (measured) = 0.544 mW/g

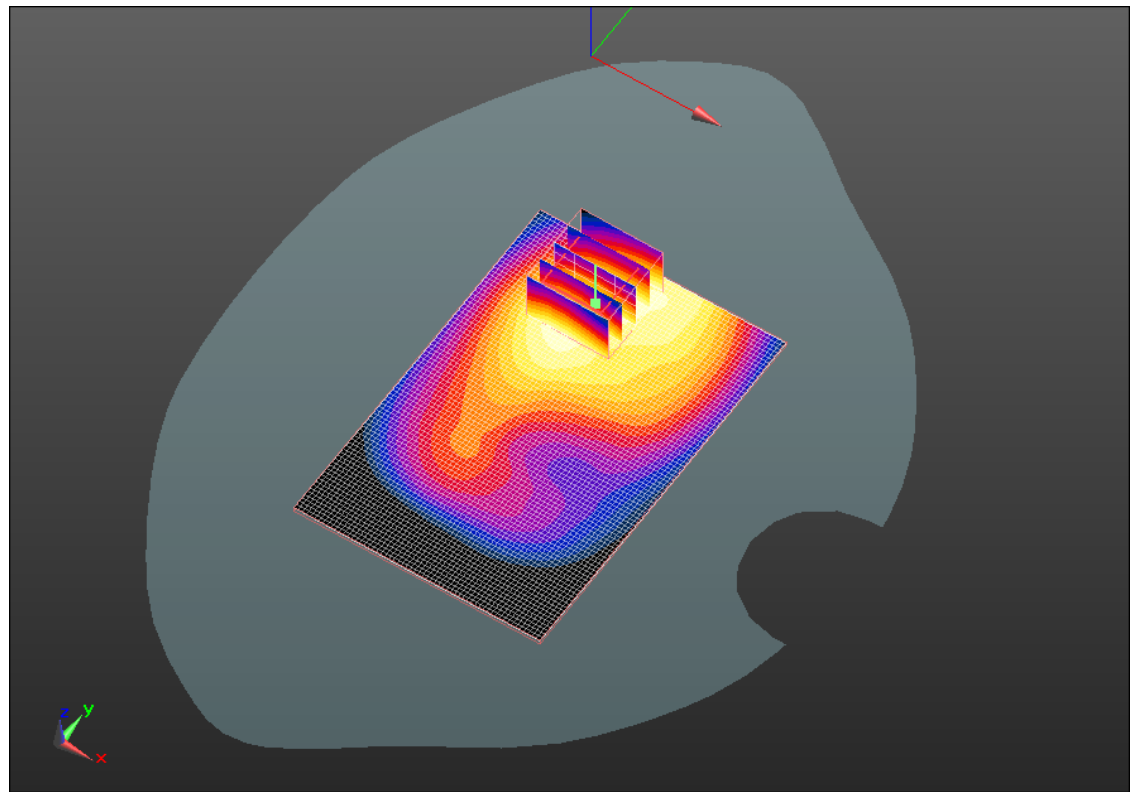
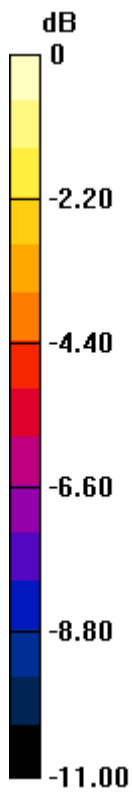
Author Data  
**Andrew Becker**

Dates of Test  
**May 3 – June 28, 2011**


Test Report No  
**RTS-2604-1107-06**

FCC ID:  
**L6ARDS40CW**

IC ID  
**2503A-RDS40CW**



0 dB = 0.540mW/g

	Document <b>Appendix C for the BlackBerry® Smartphone Model RDS41CW SAR Report</b>			Page <b>28(46)</b>
	Author Data <b>Andrew Becker</b>	Dates of Test <b>May 3 – June 28, 2011</b>	Test Report No <b>RTS-2604-1107-06</b>	FCC ID: <b>L6ARDS40CW</b>

Date/Time: 5/4/2011 1:51:17 PM, Date/Time: 5/4/2011 1:58:10 PM

Test Laboratory: RIM Testing Services

**15mm\_Spacer\_Front\_CDMA1900\_mid\_chan\_amb\_temp\_23.2\_liq\_temp  
\_22.3C**

**DUT: BlackBerry Smartphone; Type: Sample ; Serial: 32E4DBBB**

Communication System: CDMA 1900; Frequency: 1880 MHz; Communication System

PAR: 0 dB

Medium parameters used:  $f = 1880$  MHz;  $\sigma = 1.494$  mho/m;  $\epsilon_r = 51.549$ ;  $\rho = 1000$  kg/m<sup>3</sup>

Phantom section: Flat Section

Measurement Standard: DASYS (IEEE/IEC/ANSI C63.19-2007)

DASY5 Configuration:

- Probe: ES3DV3 - SN3225; ConvF(4.88, 4.88, 4.88); Calibrated: 1/13/2011
- Sensor-Surface: 4mm (Mechanical Surface Detection)
- Electronics: DAE3 Sn473; Calibrated: 1/21/2011
- Phantom: SAM 2; Type: SAM 4.0; Serial: 1080
- Measurement SW: DASYS2, Version 52.6 (2); SEMCAD X Version 14.4.4 (2829)

**Configuration/Touch position -/Area Scan (61x91x1):** Measurement grid:

$dx=15$ mm,  $dy=15$ mm

Maximum value of SAR (interpolated) = 0.593 mW/g

**Configuration/Touch position -/Zoom Scan (5x5x7) (5x5x5)/Cube 0:**

Measurement grid:  $dx=7.5$ mm,  $dy=7.5$ mm,  $dz=5$ mm

Reference Value = 10.721 V/m; Power Drift = -0.03 dB

Peak SAR (extrapolated) = 0.818 W/kg

**SAR(1 g) = 0.544 mW/g; SAR(10 g) = 0.336 mW/g**

Maximum value of SAR (measured) = 0.591 mW/g


Author Data  
**Andrew Becker**

Dates of Test  
**May 3 – June 28, 2011**


Test Report No  
**RTS-2604-1107-06**

FCC ID:  
**L6ARDS40CW**

IC ID  
**2503A-RDS40CW**



0 dB = 0.590mW/g

	Document <b>Appendix C for the BlackBerry® Smartphone Model RDS41CW SAR Report</b>			Page <b>30(46)</b>
	Author Data <b>Andrew Becker</b>	Dates of Test <b>May 3 – June 28, 2011</b>	Test Report No <b>RTS-2604-1107-06</b>	FCC ID: <b>L6ARDS40CW</b>

Date/Time: 5/4/2011 2:21:11 PM, Date/Time: 5/4/2011 2:28:02 PM

Test Laboratory: RIM Testing Services

## Vertical\_Holster\_Front\_CDMA1900\_mid\_chan\_amb\_temp\_23.2\_liq\_tem p\_22.2C

**DUT: BlackBerry Smartphone; Type: Sample ; Serial: 32E4DBBB**

Communication System: CDMA 1900; Frequency: 1880 MHz; Communication System

PAR: 0 dB

Medium parameters used:  $f = 1880$  MHz;  $\sigma = 1.494$  mho/m;  $\epsilon_r = 51.549$ ;  $\rho = 1000$  kg/m<sup>3</sup>

Phantom section: Flat Section

Measurement Standard: DASYS (IEEE/IEC/ANSI C63.19-2007)

DASY5 Configuration:

- Probe: ES3DV3 - SN3225; ConvF(4.88, 4.88, 4.88); Calibrated: 1/13/2011
- Sensor-Surface: 4mm (Mechanical Surface Detection)
- Electronics: DAE3 Sn473; Calibrated: 1/21/2011
- Phantom: SAM 2; Type: SAM 4.0; Serial: 1080
- Measurement SW: DASYS2, Version 52.6 (2); SEMCAD X Version 14.4.4 (2829)

**Configuration/Touch position -/Area Scan (61x91x1):** Measurement grid:

$dx=15$ mm,  $dy=15$ mm

Maximum value of SAR (interpolated) = 0.379 mW/g

**Configuration/Touch position -/Zoom Scan (5x5x7) (5x5x5)/Cube 0:**

Measurement grid:  $dx=7.5$ mm,  $dy=7.5$ mm,  $dz=5$ mm

Reference Value = 7.609 V/m; Power Drift = 0.12 dB

Peak SAR (extrapolated) = 0.520 W/kg

**SAR(1 g) = 0.349 mW/g; SAR(10 g) = 0.221 mW/g**

Maximum value of SAR (measured) = 0.380 mW/g

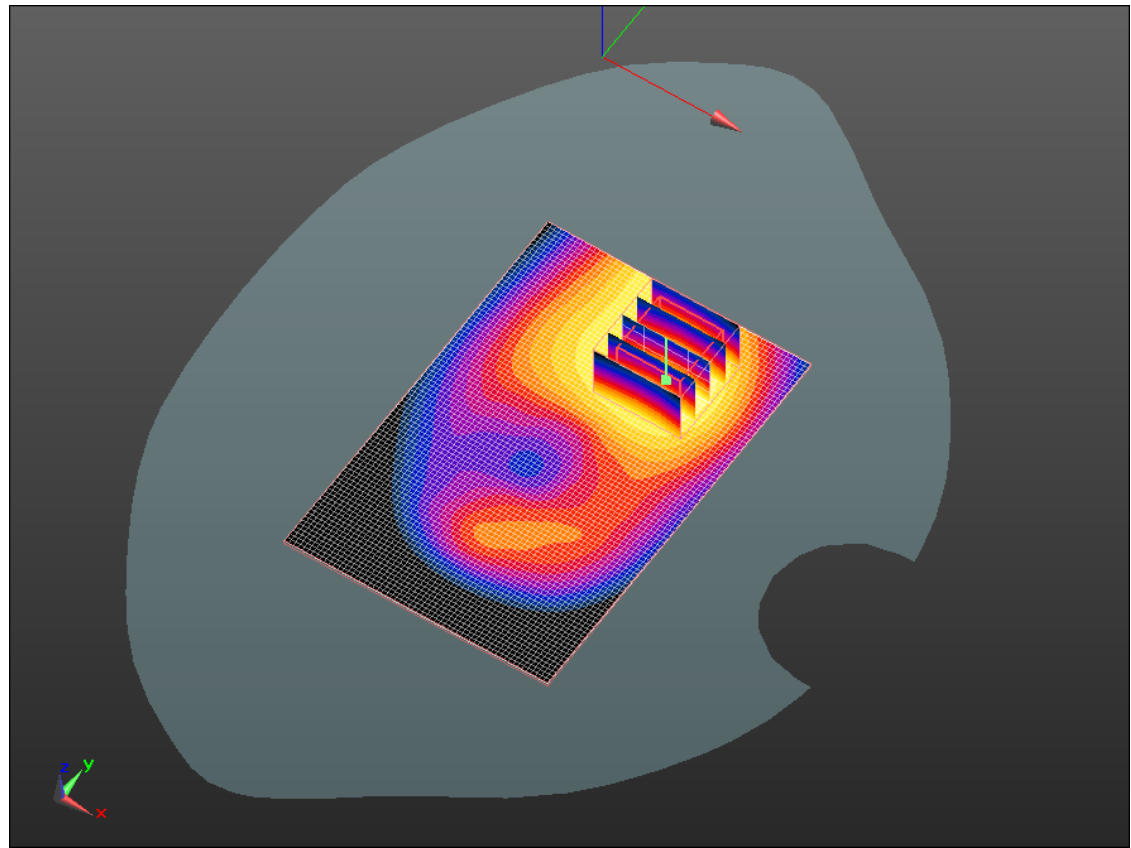
Author Data  
**Andrew Becker**

Dates of Test  
**May 3 – June 28, 2011**


Test Report No  
**RTS-2604-1107-06**

FCC ID:  
**L6ARDS40CW**

IC ID  
**2503A-RDS40CW**



0 dB = 0.380mW/g

	Document <b>Appendix C for the BlackBerry® Smartphone Model RDS41CW SAR Report</b>			Page <b>32(46)</b>
	Author Data <b>Andrew Becker</b>	Dates of Test <b>May 3 – June 28, 2011</b>	Test Report No <b>RTS-2604-1107-06</b>	FCC ID: <b>L6ARDS40CW</b>

Date/Time: 5/4/2011 2:35:08 PM, Date/Time: 5/4/2011 2:44:27 PM

Test Laboratory: RIM Testing Services

**15mm\_Spacer\_Front\_Headset\_CDMA1900\_mid\_chan\_amb\_temp\_23.3  
\_liq\_temp\_22.4C**

**DUT: BlackBerry Smartphone; Type: Sample ; Serial: 32E4DBBB**

Communication System: CDMA 1900; Frequency: 1880 MHz; Communication System

PAR: 0 dB

Medium parameters used:  $f = 1880$  MHz;  $\sigma = 1.494$  mho/m;  $\epsilon_r = 51.549$ ;  $\rho = 1000$  kg/m<sup>3</sup>

Phantom section: Flat Section

Measurement Standard: DASYS (IEEE/IEC/ANSI C63.19-2007)

DASY5 Configuration:

- Probe: ES3DV3 - SN3225; ConvF(4.88, 4.88, 4.88); Calibrated: 1/13/2011
- Sensor-Surface: 4mm (Mechanical Surface Detection)
- Electronics: DAE3 Sn473; Calibrated: 1/21/2011
- Phantom: SAM 2; Type: SAM 4.0; Serial: 1080
- Measurement SW: DASYS2, Version 52.6 (2); SEMCAD X Version 14.4.4 (2829)

**Configuration/Touch position -/Area Scan (61x91x1):** Measurement grid:

dx=15mm, dy=15mm

Maximum value of SAR (interpolated) = 0.548 mW/g

**Configuration/Touch position -/Zoom Scan (5x5x7) (5x5x5)/Cube 0:**

Measurement grid: dx=7.5mm, dy=7.5mm, dz=5mm

Reference Value = 11.424 V/m; Power Drift = 0.06 dB

Peak SAR (extrapolated) = 0.756 W/kg

**SAR(1 g) = 0.502 mW/g; SAR(10 g) = 0.308 mW/g**

Maximum value of SAR (measured) = 0.550 mW/g




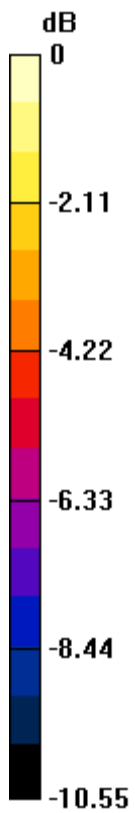
Author Data  
**Andrew Becker**

Dates of Test  
**May 3 – June 28, 2011**


Test Report No  
**RTS-2604-1107-06**

FCC ID:  
**L6ARDS40CW**

IC ID  
**2503A-RDS40CW**



0 dB = 0.550mW/g

	Document <b>Appendix C for the BlackBerry® Smartphone Model RDS41CW SAR Report</b>			Page <b>34(46)</b>
	Author Data <b>Andrew Becker</b>	Dates of Test <b>May 3 – June 28, 2011</b>	Test Report No <b>RTS-2604-1107-06</b>	FCC ID: <b>L6ARDS40CW</b>

Date/Time: 6/24/2011 8:29:33 PM, Date/Time: 6/24/2011 8:36:26 PM

Test Laboratory: RIM Testing Services

**15mm\_Spacer\_Back\_802.11b\_high\_chan\_amb\_temp\_23.4\_liq\_temp\_22  
.3C**

**DUT: BlackBerry Smartphone; Type: Sample ; Serial: 32EFD22F**

Communication System: 802.11 b (2450); Communication System Band: 802.11 b;  
Frequency: 2462 MHz; Communication System PAR: 0 dB  
Medium parameters used (interpolated):  $f = 2462$  MHz;  $\sigma = 1.892$  mho/m;  $\epsilon_r = 50.43$ ;  $\rho = 1000$  kg/m<sup>3</sup>  
Phantom section: Flat Section  
Measurement Standard: DASYS (IEEE/IEC/ANSI C63.19-2007)

DASY5 Configuration:

- Probe: ES3DV3 - SN3225; ConvF(4.43, 4.43, 4.43); Calibrated: 1/13/2011
- Sensor-Surface: 4mm (Mechanical Surface Detection)
- Electronics: DAE3 Sn472; Calibrated: 3/7/2011
- Phantom: SAM 2; Type: SAM 4.0; Serial: 1080
- Measurement SW: DASYS2, Version 52.6 (2); SEMCAD X Version 14.4.4 (2829)

**Configuration/Touch position -/Area Scan (61x91x1):** Measurement grid:  
dx=15mm, dy=15mm

[Info: Interpolated medium parameters used for SAR evaluation.](#)

Maximum value of SAR (interpolated) = 0.074 mW/g

**Configuration/Touch position -/Zoom Scan (5x5x7) (5x5x5)/Cube 0:**

Measurement grid: dx=7.5mm, dy=7.5mm, dz=5mm

Reference Value = 4.137 V/m; Power Drift = 0.47 dB

Peak SAR (extrapolated) = 0.132 W/kg

**SAR(1 g) = 0.068 mW/g; SAR(10 g) = 0.035 mW/g**

[Info: Interpolated medium parameters used for SAR evaluation.](#)

Maximum value of SAR (measured) = 0.074 mW/g

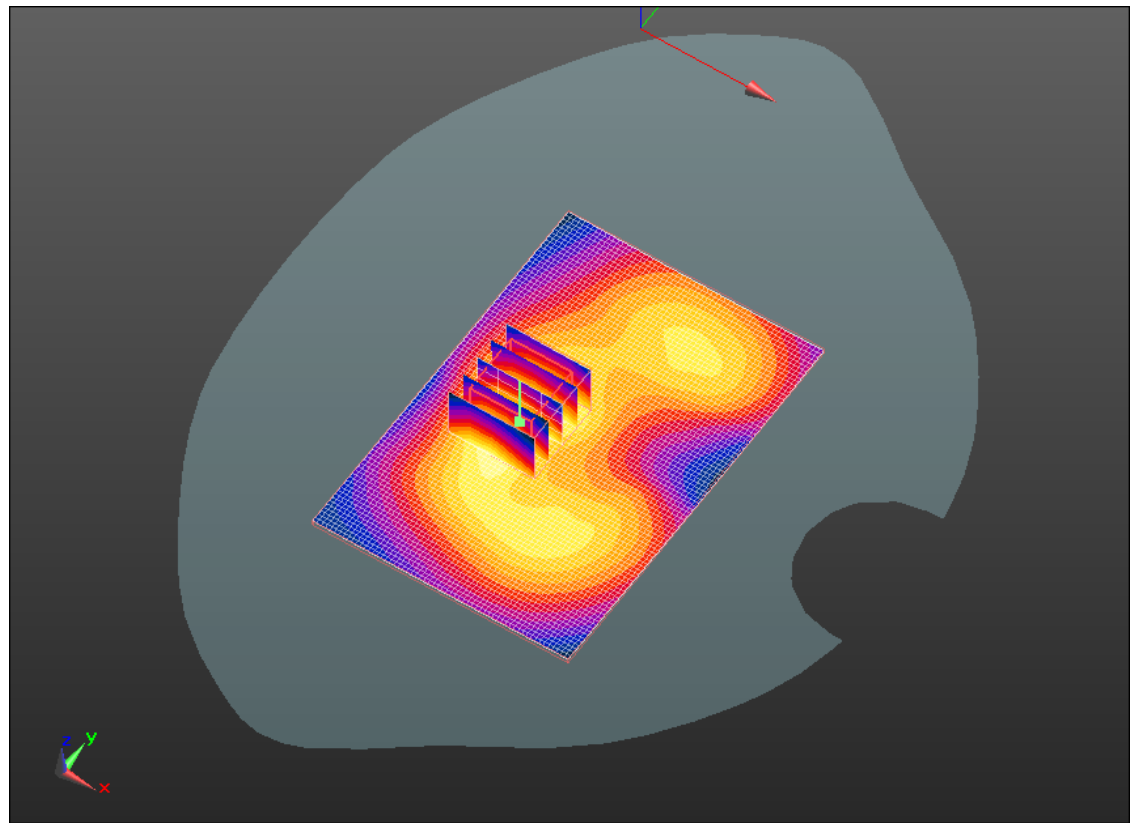
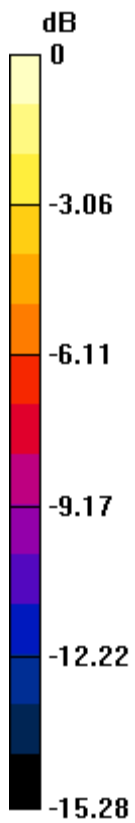
Author Data  
**Andrew Becker**

Dates of Test  
**May 3 – June 28, 2011**


Test Report No  
**RTS-2604-1107-06**

FCC ID:  
**L6ARDS40CW**

IC ID  
**2503A-RDS40CW**



0 dB = 0.070mW/g

	Document <b>Appendix C for the BlackBerry® Smartphone Model RDS41CW SAR Report</b>			Page <b>36(46)</b>
	Author Data <b>Andrew Becker</b>	Dates of Test <b>May 3 – June 28, 2011</b>	Test Report No <b>RTS-2604-1107-06</b>	FCC ID: <b>L6ARDS40CW</b>

Date/Time: 6/24/2011 8:42:58 PM, Date/Time: 6/24/2011 8:49:51 PM

Test Laboratory: RIM Testing Services

**15mm\_Spacer\_Front\_802.11b\_high\_chan\_amb\_temp\_23.3\_liq\_temp\_22  
.2C**

**DUT: BlackBerry Smartphone; Type: Sample ; Serial: 32EFD22F**

Communication System: 802.11 b (2450); Communication System Band: 802.11 b;  
Frequency: 2462 MHz; Communication System PAR: 0 dB  
Medium parameters used (interpolated):  $f = 2462$  MHz;  $\sigma = 1.892$  mho/m;  $\epsilon_r = 50.43$ ;  $\rho = 1000$  kg/m<sup>3</sup>  
Phantom section: Flat Section  
Measurement Standard: DASYS (IEEE/IEC/ANSI C63.19-2007)

DASY5 Configuration:

- Probe: ES3DV3 - SN3225; ConvF(4.43, 4.43, 4.43); Calibrated: 1/13/2011
- Sensor-Surface: 4mm (Mechanical Surface Detection)
- Electronics: DAE3 Sn472; Calibrated: 3/7/2011
- Phantom: SAM 2; Type: SAM 4.0; Serial: 1080
- Measurement SW: DASYS2, Version 52.6 (2); SEMCAD X Version 14.4.4 (2829)

**Configuration/Touch position -/Area Scan (61x91x1):** Measurement grid:  
dx=15mm, dy=15mm

[Info: Interpolated medium parameters used for SAR evaluation.](#)

Maximum value of SAR (interpolated) = 0.018 mW/g

**Configuration/Touch position -/Zoom Scan (5x5x7) (5x5x5)/Cube 0:**

Measurement grid: dx=7.5mm, dy=7.5mm, dz=5mm

Reference Value = 1.064 V/m; Power Drift = 0.45 dB

Peak SAR (extrapolated) = 0.029 W/kg

**SAR(1 g) = 0.016 mW/g; SAR(10 g) = 0.00898 mW/g**

[Info: Interpolated medium parameters used for SAR evaluation.](#)

Maximum value of SAR (measured) = 0.017 mW/g


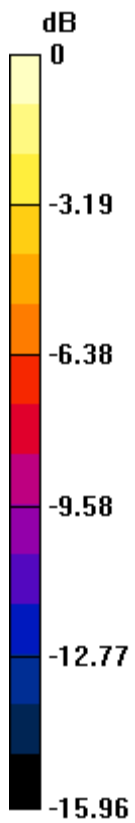
Author Data  
**Andrew Becker**

Dates of Test  
**May 3 – June 28, 2011**


Test Report No  
**RTS-2604-1107-06**

FCC ID:  
**L6ARDS40CW**

IC ID  
**2503A-RDS40CW**



0 dB = 0.020mW/g

	Document <b>Appendix C for the BlackBerry® Smartphone Model RDS41CW SAR Report</b>			Page <b>38(46)</b>
	Author Data <b>Andrew Becker</b>	Dates of Test <b>May 3 – June 28, 2011</b>	Test Report No <b>RTS-2604-1107-06</b>	FCC ID: <b>L6ARDS40CW</b>

Date/Time: 6/24/2011 8:56:44 PM, Date/Time: 6/24/2011 9:03:35 PM

Test Laboratory: RIM Testing Services

## Vertical\_Holster\_Back\_802.11b\_high\_chan\_amb\_temp\_23.2\_liq\_temp\_2 2.1C

**DUT: BlackBerry Smartphone; Type: Sample ; Serial: 32EFD22F**

Communication System: 802.11 b (2450); Communication System Band: 802.11 b;  
Frequency: 2462 MHz; Communication System PAR: 0 dB  
Medium parameters used (interpolated):  $f = 2462$  MHz;  $\sigma = 1.892$  mho/m;  $\epsilon_r = 50.43$ ;  $\rho = 1000$  kg/m<sup>3</sup>  
Phantom section: Flat Section  
Measurement Standard: DASYS (IEEE/IEC/ANSI C63.19-2007)

DASY5 Configuration:

- Probe: ES3DV3 - SN3225; ConvF(4.43, 4.43, 4.43); Calibrated: 1/13/2011
- Sensor-Surface: 4mm (Mechanical Surface Detection)
- Electronics: DAE3 Sn472; Calibrated: 3/7/2011
- Phantom: SAM 2; Type: SAM 4.0; Serial: 1080
- Measurement SW: DASYS2, Version 52.6 (2); SEMCAD X Version 14.4.4 (2829)

**Configuration/Touch position -/Area Scan (61x91x1):** Measurement grid:  
dx=15mm, dy=15mm

[Info: Interpolated medium parameters used for SAR evaluation.](#)

Maximum value of SAR (interpolated) = 0.044 mW/g

**Configuration/Touch position -/Zoom Scan (5x5x7) (5x5x5)/Cube 0:**

Measurement grid: dx=7.5mm, dy=7.5mm, dz=5mm

Reference Value = 3.366 V/m; Power Drift = 0.08 dB

Peak SAR (extrapolated) = 0.075 W/kg

**SAR(1 g) = 0.040 mW/g; SAR(10 g) = 0.022 mW/g**

[Info: Interpolated medium parameters used for SAR evaluation.](#)

Maximum value of SAR (measured) = 0.043 mW/g


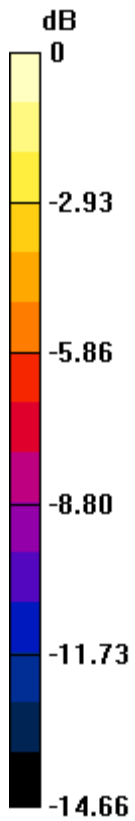
Author Data  
**Andrew Becker**

Dates of Test  
**May 3 – June 28, 2011**


Test Report No  
**RTS-2604-1107-06**

FCC ID:  
**L6ARDS40CW**

IC ID  
**2503A-RDS40CW**



0 dB = 0.040mW/g

	Document <b>Appendix C for the BlackBerry® Smartphone Model RDS41CW SAR Report</b>			Page <b>40(46)</b>
	Author Data <b>Andrew Becker</b>	Dates of Test <b>May 3 – June 28, 2011</b>	Test Report No <b>RTS-2604-1107-06</b>	FCC ID: <b>L6ARDS40CW</b>

Date/Time: 6/24/2011 9:09:53 PM, Date/Time: 6/24/2011 9:16:45 PM

Test Laboratory: RIM Testing Services

**15mm\_Spacer\_Back\_Headset\_802.11b\_high\_chan\_amb\_temp\_23.2\_liq  
\_temp\_22.1C**

**DUT: BlackBerry Smartphone; Type: Sample ; Serial: 32EFD22F**

Communication System: 802.11 b (2450); Communication System Band: 802.11 b;  
Frequency: 2462 MHz; Communication System PAR: 0 dB  
Medium parameters used (interpolated):  $f = 2462$  MHz;  $\sigma = 1.892$  mho/m;  $\epsilon_r = 50.43$ ;  $\rho = 1000$  kg/m<sup>3</sup>  
Phantom section: Flat Section  
Measurement Standard: DASYS (IEEE/IEC/ANSI C63.19-2007)

DASY5 Configuration:

- Probe: ES3DV3 - SN3225; ConvF(4.43, 4.43, 4.43); Calibrated: 1/13/2011
- Sensor-Surface: 4mm (Mechanical Surface Detection)
- Electronics: DAE3 Sn472; Calibrated: 3/7/2011
- Phantom: SAM 2; Type: SAM 4.0; Serial: 1080
- Measurement SW: DASYS2, Version 52.6 (2); SEMCAD X Version 14.4.4 (2829)

**Configuration/Touch position -/Area Scan (61x91x1):** Measurement grid:  
dx=15mm, dy=15mm

[Info: Interpolated medium parameters used for SAR evaluation.](#)

Maximum value of SAR (interpolated) = 0.067 mW/g

**Configuration/Touch position -/Zoom Scan (5x5x7) (5x5x5)/Cube 0:**

Measurement grid: dx=7.5mm, dy=7.5mm, dz=5mm  
Reference Value = 4.188 V/m; Power Drift = -0.21 dB  
Peak SAR (extrapolated) = 0.133 W/kg  
**SAR(1 g) = 0.067 mW/g; SAR(10 g) = 0.034 mW/g**

[Info: Interpolated medium parameters used for SAR evaluation.](#)

Maximum value of SAR (measured) = 0.074 mW/g



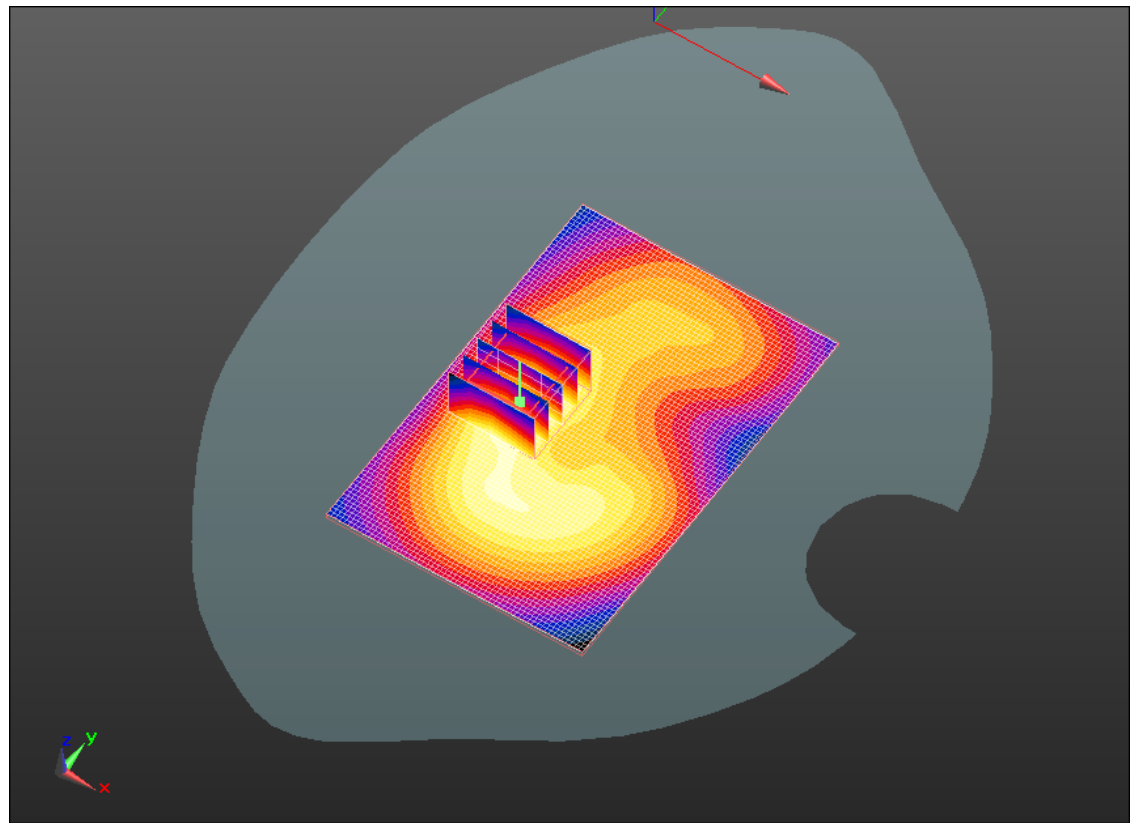
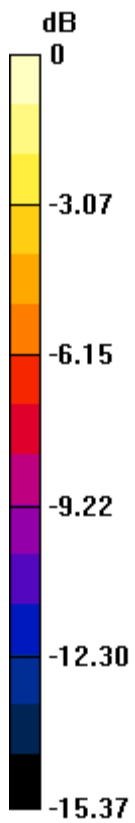
Author Data  
**Andrew Becker**

Dates of Test  
**May 3 – June 28, 2011**


Test Report No  
**RTS-2604-1107-06**

FCC ID:  
**L6ARDS40CW**

IC ID  
**2503A-RDS40CW**



0 dB = 0.070mW/g

	Document <b>Appendix C for the BlackBerry® Smartphone Model RDS41CW SAR Report</b>			Page <b>42(46)</b>
	Author Data <b>Andrew Becker</b>	Dates of Test <b>May 3 – June 28, 2011</b>	Test Report No <b>RTS-2604-1107-06</b>	FCC ID: <b>L6ARDS40CW</b>

Date/Time: 6/15/2011 9:34:46 PM, Date/Time: 6/15/2011 9:41:39 PM

Test Laboratory: RIM Testing Services

## 15mm\_Spacer\_Back\_Bluetooth\_mid\_chan\_amb\_temp\_23.7\_liq\_temp\_2 2.2C

**DUT: BlackBerry Smartphone; Type: Sample ; Serial: 32EFD22F**

Communication System: Bluetooth; Frequency: 2441 MHz; Communication System

PAR: 0 dB

Medium parameters used (interpolated):  $f = 2441$  MHz;  $\sigma = 2.021$  mho/m;  $\epsilon_r = 50.158$ ;  $\rho = 1000$  kg/m<sup>3</sup>

Phantom section: Flat Section

Measurement Standard: DASYS (IEEE/IEC/ANSI C63.19-2007)

DASY5 Configuration:

- Probe: ES3DV3 - SN3225; ConvF(4.43, 4.43, 4.43); Calibrated: 1/13/2011
- Sensor-Surface: 4mm (Mechanical Surface Detection)
- Electronics: DAE3 Sn472; Calibrated: 3/7/2011
- Phantom: SAM 2; Type: SAM 4.0; Serial: 1080
- Measurement SW: DASYS2, Version 52.6 (2); SEMCAD X Version 14.4.4 (2829)

**Configuration/Touch position -/Area Scan (61x91x1):** Measurement grid: dx=15mm, dy=15mm

[Info: Interpolated medium parameters used for SAR evaluation.](#)

Maximum value of SAR (interpolated) = 0.00278 mW/g

**Configuration/Touch position -/Zoom Scan (5x5x7) (7x6x5)/Cube 0:**

Measurement grid: dx=7.5mm, dy=7.5mm, dz=5mm

Reference Value = 1.016 V/m; Power Drift = 2.58 dB

Peak SAR (extrapolated) = 0.00603 W/kg

**SAR(1 g) = 0.00159 mW/g; SAR(10 g) = 0.000801 mW/g**

[Info: Interpolated medium parameters used for SAR evaluation.](#)

Maximum value of SAR (measured) = 0.00179 mW/g


Author Data  
**Andrew Becker**

Dates of Test  
**May 3 – June 28, 2011**


Test Report No  
**RTS-2604-1107-06**

FCC ID:  
**L6ARDS40CW**

IC ID  
**2503A-RDS40CW**



0 dB = 0.0018mW/g

	Document <b>Appendix C for the BlackBerry® Smartphone Model RDS41CW SAR Report</b>			Page <b>44(46)</b>
	Author Data <b>Andrew Becker</b>	Dates of Test <b>May 3 – June 28, 2011</b>	Test Report No <b>RTS-2604-1107-06</b>	FCC ID: <b>L6ARDS40CW</b>

Date/Time: 6/15/2011 9:51:25 PM, Date/Time: 6/15/2011 9:58:15 PM

Test Laboratory: RIM Testing Services

## Vertical\_Holster\_Back\_Bluetooth\_mid\_chan\_amb\_temp\_23.7\_liq\_temp\_22.2C

**DUT: BlackBerry Smartphone; Type: Sample ; Serial: 32EFD22F**

Communication System: Bluetooth; Frequency: 2441 MHz; Communication System

PAR: 0 dB

Medium parameters used (interpolated):  $f = 2441$  MHz;  $\sigma = 2.021$  mho/m;  $\epsilon_r = 50.158$ ;  $\rho = 1000$  kg/m<sup>3</sup>

Phantom section: Flat Section

Measurement Standard: DASYS (IEEE/IEC/ANSI C63.19-2007)

DASY5 Configuration:

- Probe: ES3DV3 - SN3225; ConvF(4.43, 4.43, 4.43); Calibrated: 1/13/2011
- Sensor-Surface: 4mm (Mechanical Surface Detection)
- Electronics: DAE3 Sn472; Calibrated: 3/7/2011
- Phantom: SAM 2; Type: SAM 4.0; Serial: 1080
- Measurement SW: DASYS2, Version 52.6 (2); SEMCAD X Version 14.4.4 (2829)

**Configuration/Touch position -/Area Scan (61x91x1):** Measurement grid: dx=15mm, dy=15mm

[Info: Interpolated medium parameters used for SAR evaluation.](#)

Maximum value of SAR (interpolated) = 0.00325 mW/g

**Configuration/Touch position -/Zoom Scan (5x5x7) (7x6x5)/Cube 0:**

Measurement grid: dx=7.5mm, dy=7.5mm, dz=5mm

Reference Value = 1.225 V/m; Power Drift = 0.08 dB

Peak SAR (extrapolated) = 0.00479 W/kg

**SAR(1 g) = 0.00145 mW/g; SAR(10 g) = 0.000831 mW/g**

[Info: Interpolated medium parameters used for SAR evaluation.](#)

Maximum value of SAR (measured) = 0.00199 mW/g

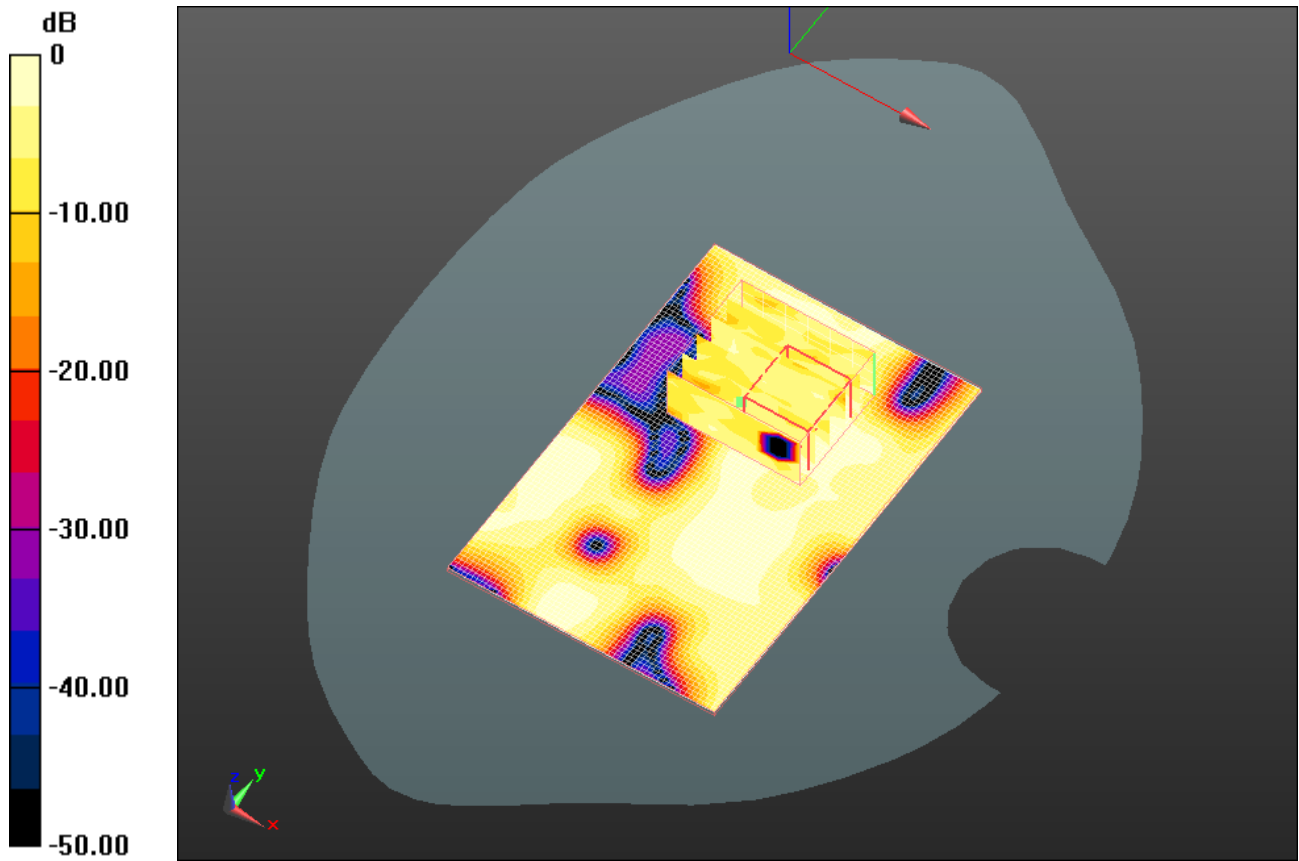
Author Data  
**Andrew Becker**

Dates of Test  
**May 3 – June 28, 2011**

Test Report No  
**RTS-2604-1107-06**

FCC ID:  
**L6ARDS40CW**

IC ID  
**2503A-RDS40CW**



0 dB = 0.002mW/g

Author Data  
**Andrew Becker**

Dates of Test  
**May 3 – June 28, 2011**

Test Report No  
**RTS-2604-1107-06**

FCC ID:  
**L6ARDS40CW**

IC ID  
**2503A-RDS40CW**

**Z axis plot for the worst case body configuration:**

