
	Document <b>Appendix A for the BlackBerry® Smartphone Model RDS41CW SAR Report</b>			Page <b>1(13)</b>
	Author Data <b>Andrew Becker</b>	Dates of Test <b>May 3 – June 28, 2011</b>	Test Report No <b>RTS-2604-1107-06</b>	FCC ID: <b>L6ARDS40CW</b>

**APPENDIX A: SAR DISTRIBUTION COMPARISON FOR ACCURACY VERIFICATION**

	Document <b>Appendix A for the BlackBerry® Smartphone Model RDS41CW SAR Report</b>			Page <b>2(13)</b>
	Author Data <b>Andrew Becker</b>	Dates of Test <b>May 3 – June 28, 2011</b>	Test Report No <b>RTS-2604-1107-06</b>	FCC ID: <b>L6ARDS40CW</b>

Date/Time: 5/26/2011 6:37:25 PM, Date/Time: 5/26/2011 6:42:13 PM

Test Laboratory: RIM Testing Services

## DipoleValidation\_835MHz\_Amb\_Tem\_23.8\_Liq\_Tem\_22.3C\_05\_26\_11

**DUT: Dipole 835 MHz; Type: D835V2; Serial: D835V2 - SN:446**

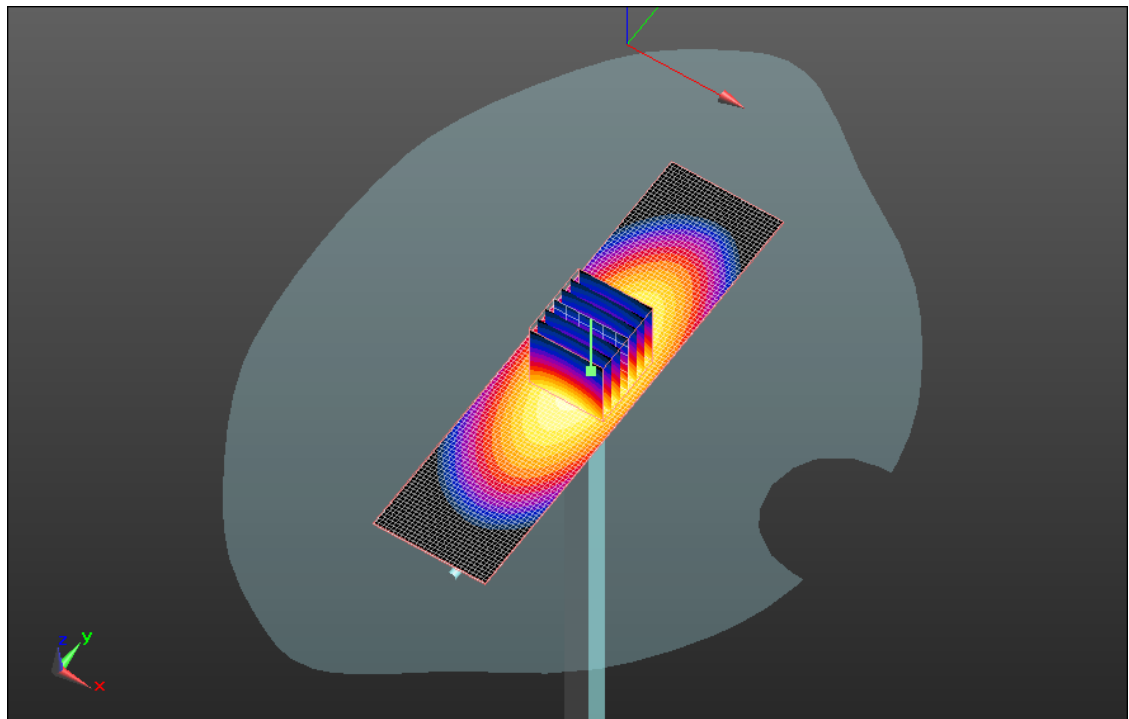
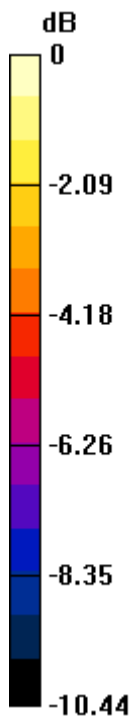
Communication System: CW; Frequency: 835 MHz; Communication System PAR: 0 dB  
Medium parameters used:  $f = 835 \text{ MHz}$ ;  $\sigma = 0.874 \text{ mho/m}$ ;  $\epsilon_r = 39.538$ ;  $\rho = 1000 \text{ kg/m}^3$   
Phantom section: Flat Section  
Measurement Standard: DASYS (IEEE/IEC/ANSI C63.19-2007)

DASY5 Configuration:


- Probe: ES3DV3 - SN3225; ConvF(6.47, 6.47, 6.47); Calibrated: 1/13/2011
- Sensor-Surface: 4mm (Mechanical Surface Detection)
- Electronics: DAE3 Sn472; Calibrated: 3/7/2011
- Phantom: SAM 1; Type: SAM 4.0; Serial: 1076
- Measurement SW: DASYS2, Version 52.6 (2); SEMCAD X Version 14.4.4 (2829)

**Configuration/d=15mm, Pin=1000mW/Area Scan (31x121x1):** Measurement grid:  $dx=15\text{mm}$ ,  $dy=15\text{mm}$   
Maximum value of SAR (interpolated) = 10.038 mW/g

**Configuration/d=15mm, Pin=1000mW/Zoom Scan (5x5x7) 2 (7x7x7)/Cube 0:** Measurement grid:  $dx=5\text{mm}$ ,  $dy=5\text{mm}$ ,  $dz=5\text{mm}$   
Reference Value = 108.8 V/m; Power Drift = -0.01 dB  
Peak SAR (extrapolated) = 14.146 W/kg  
**SAR(1 g) = 9.41 mW/g; SAR(10 g) = 6.16 mW/g**  
Maximum value of SAR (measured) = 10.176 mW/g



0 dB = 10.180mW/g

	Document <b>Appendix A for the BlackBerry® Smartphone Model RDS41CW SAR Report</b>			Page <b>4(13)</b>
	Author Data <b>Andrew Becker</b>	Dates of Test <b>May 3 – June 28, 2011</b>	Test Report No <b>RTS-2604-1107-06</b>	FCC ID: <b>L6ARDS40CW</b>

Date/Time: 6/6/2011 12:45:15 PM, Date/Time: 6/6/2011 12:50:01 PM

Test Laboratory: RIM Testing Services

## DipoleValidation\_835MHz\_Amb\_Tem\_23.0\_Liq\_Tem\_22.5C\_06\_06\_11

**DUT: Dipole 835 MHz; Type: D835V2; Serial: D835V2 - SN:446**

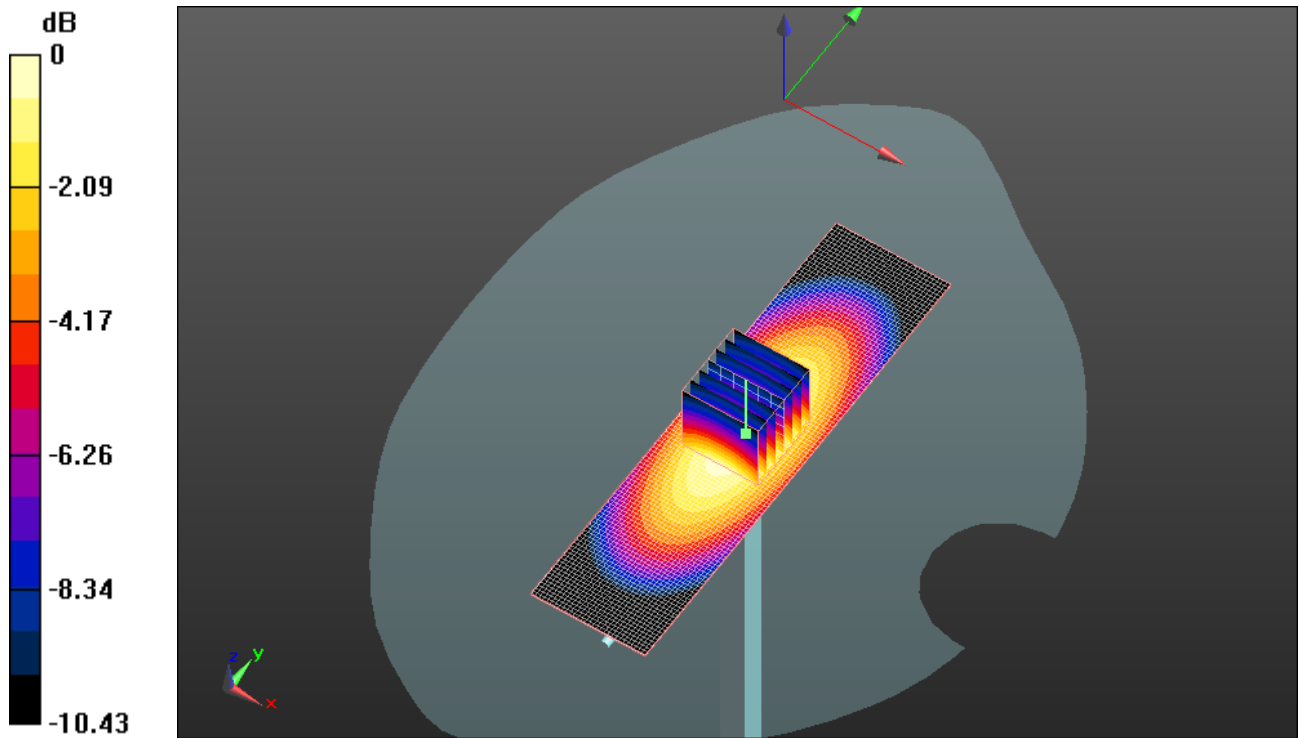
Communication System: CW; Frequency: 835 MHz; Communication System PAR: 0 dB  
Medium parameters used:  $f = 835 \text{ MHz}$ ;  $\sigma = 0.894 \text{ mho/m}$ ;  $\epsilon_r = 40.155$ ;  $\rho = 1000 \text{ kg/m}^3$   
Phantom section: Flat Section  
Measurement Standard: DASYS (IEEE/IEC/ANSI C63.19-2007)

DASY5 Configuration:


- Probe: ES3DV3 - SN3225; ConvF(6.47, 6.47, 6.47); Calibrated: 1/13/2011
- Sensor-Surface: 4mm (Mechanical Surface Detection)
- Electronics: DAE3 Sn472; Calibrated: 3/7/2011
- Phantom: SAM 1; Type: SAM 4.0; Serial: 1076
- Measurement SW: DASYS2, Version 52.6 (2); SEMCAD X Version 14.4.4 (2829)

**Configuration/d=15mm, Pin=1000mW/Area Scan (31x121x1):** Measurement grid:  $dx=15\text{mm}$ ,  $dy=15\text{mm}$   
Maximum value of SAR (interpolated) = 9.820 mW/g

**Configuration/d=15mm, Pin=1000mW/Zoom Scan (5x5x7) 2 (7x7x7)/Cube 0:** Measurement grid:  $dx=5\text{mm}$ ,  $dy=5\text{mm}$ ,  $dz=5\text{mm}$   
Reference Value = 107.4 V/m; Power Drift = -0.03 dB  
Peak SAR (extrapolated) = 13.991 W/kg  
**SAR(1 g) = 9.28 mW/g; SAR(10 g) = 6.05 mW/g**  
Maximum value of SAR (measured) = 10.043 mW/g



0 dB = 10.040mW/g

	Document <b>Appendix A for the BlackBerry® Smartphone Model RDS41CW SAR Report</b>			Page <b>6(13)</b>
	Author Data <b>Andrew Becker</b>	Dates of Test <b>May 3 – June 28, 2011</b>	Test Report No <b>RTS-2604-1107-06</b>	FCC ID: <b>L6ARDS40CW</b>

Date/Time: 5/3/2011 9:59:00 AM, Date/Time: 5/3/2011 10:01:36 AM

Test Laboratory: RIM Testing Services

## DipoleValidation\_1900MHz\_Amb\_Tem\_23.0\_Liq\_Tem\_22.0\_05\_03\_11

**DUT: Dipole 1900 MHz; Type: D1900V2; Serial: D1900V2 - SN:545**

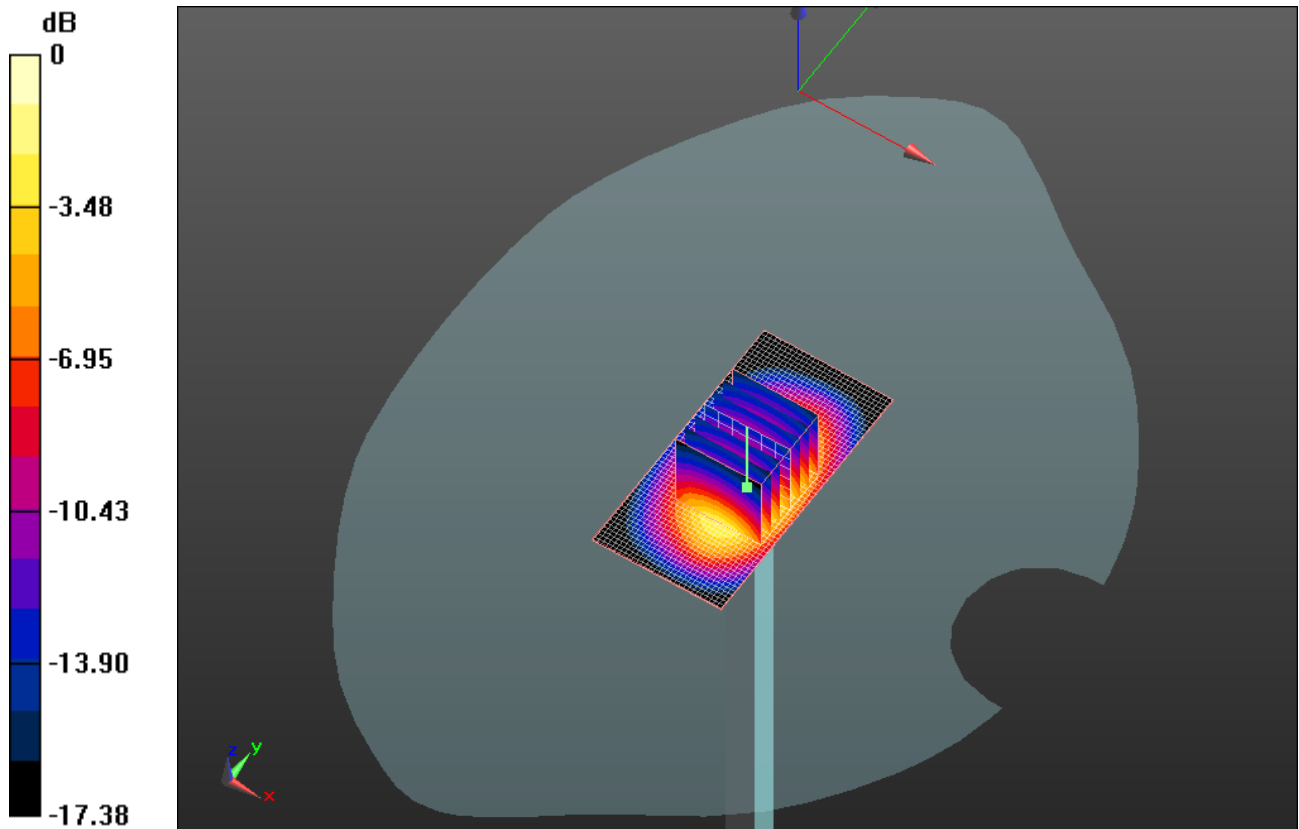
Communication System: CW; Frequency: 1900 MHz; Communication System PAR: 0 dB  
Medium parameters used:  $f = 1900$  MHz;  $\sigma = 1.354$  mho/m;  $\epsilon_r = 38.058$ ;  $\rho = 1000$  kg/m<sup>3</sup>  
Phantom section: Flat Section  
Measurement Standard: DASYS (IEEE/IEC/ANSI C63.19-2007)

DASY5 Configuration:


- Probe: ES3DV3 - SN3225; ConvF(5.26, 5.26, 5.26); Calibrated: 1/13/2011
- Sensor-Surface: 4mm (Mechanical Surface Detection)
- Electronics: DAE3 Sn473; Calibrated: 1/21/2011
- Phantom: SAM 1; Type: SAM 4.0; Serial: 1076
- Measurement SW: DASYS2, Version 52.6 (2); SEMCAD X Version 14.4.4 (2829)

**Configuration/d=15mm, Pin=1000mW/Area Scan (31x61x1):** Measurement grid: dx=15mm, dy=15mm  
Maximum value of SAR (interpolated) = 42.866 mW/g

**Configuration/d=15mm, Pin=1000mW/Zoom Scan (5x5x7) 2 (7x7x7)/Cube 0:** Measurement grid: dx=5mm, dy=5mm, dz=5mm  
Reference Value = 177.3 V/m; Power Drift = -0.04 dB  
Peak SAR (extrapolated) = 67.802 W/kg  
**SAR(1 g) = 37.3 mW/g; SAR(10 g) = 19.6 mW/g**  
Maximum value of SAR (measured) = 41.985 mW/g



0 dB = 41.990mW/g

	Document <b>Appendix A for the BlackBerry® Smartphone Model RDS41CW SAR Report</b>			Page <b>8(13)</b>
	Author Data <b>Andrew Becker</b>	Dates of Test <b>May 3 – June 28, 2011</b>	Test Report No <b>RTS-2604-1107-06</b>	FCC ID: <b>L6ARDS40CW</b>

Date/Time: 6/8/2011 8:25:06 PM, Date/Time: 6/8/2011 8:27:42 PM

Test Laboratory: RIM Testing Services

## DipoleValidation\_1900MHz\_Amb\_Tem\_23.7\_Liq\_Tem\_22.9\_06\_08\_11

**DUT: Dipole 1900 MHz; Type: D1900V2; Serial: D1900V2 - SN:545**

Communication System: CW; Frequency: 1900 MHz; Communication System PAR: 0 dB  
Medium parameters used:  $f = 1900$  MHz;  $\sigma = 1.373$  mho/m;  $\epsilon_r = 39.77$ ;  $\rho = 1000$  kg/m<sup>3</sup>  
Phantom section: Flat Section  
Measurement Standard: DASYS (IEEE/IEC/ANSI C63.19-2007)

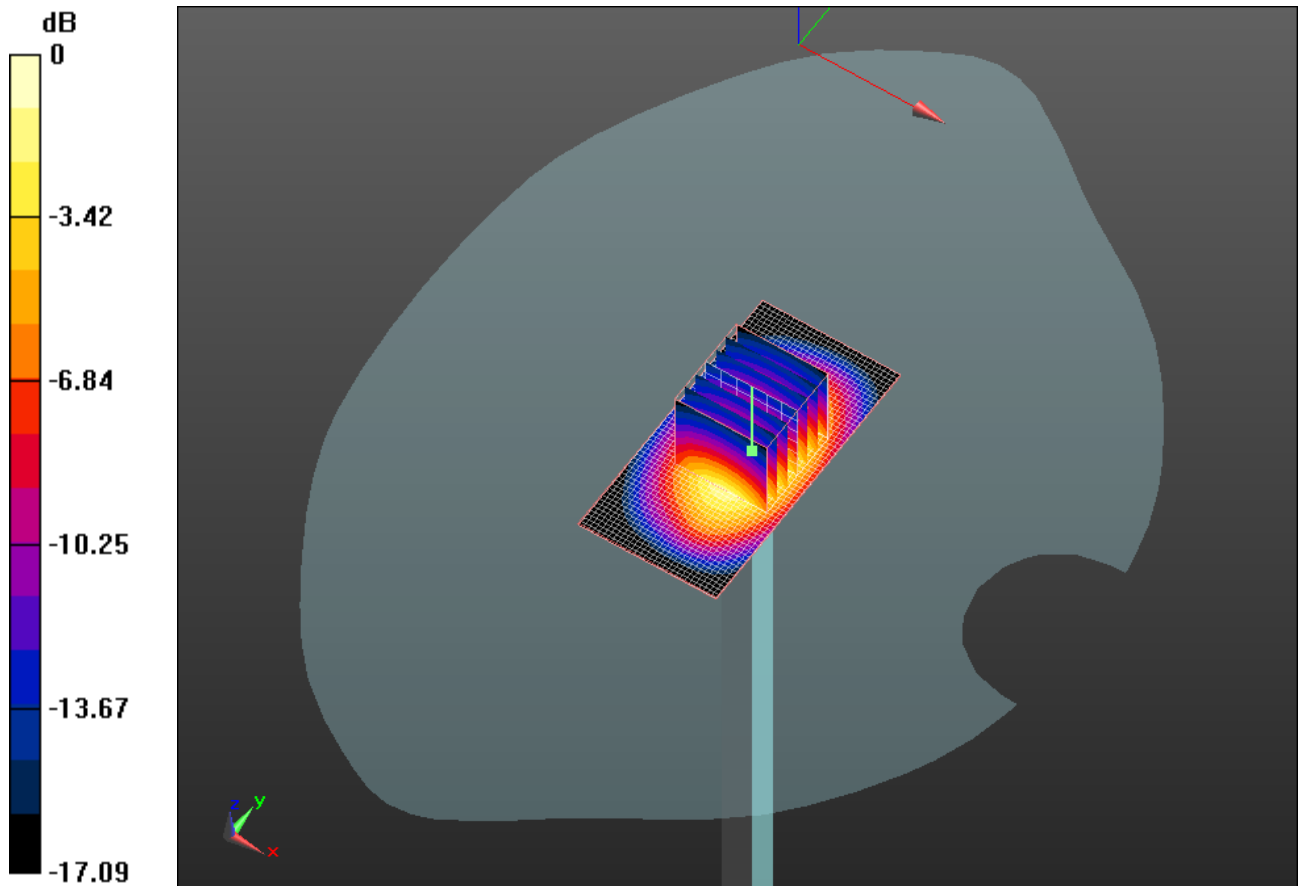
DASY5 Configuration:

- Probe: ES3DV3 - SN3225; ConvF(5.26, 5.26, 5.26); Calibrated: 1/13/2011
- Sensor-Surface: 4mm (Mechanical Surface Detection)
- Electronics: DAE3 Sn472; Calibrated: 3/7/2011
- Phantom: SAM 1; Type: SAM 4.0; Serial: 1076
- Measurement SW: DASYS2, Version 52.6 (2); SEMCAD X Version 14.4.4 (2829)


**Configuration/d=15mm, Pin=1000mW/Area Scan (31x61x1):** Measurement grid: dx=15mm, dy=15mm  
Maximum value of SAR (interpolated) = 44.456 mW/g

**Configuration/d=15mm, Pin=1000mW/Zoom Scan (5x5x7) 2 (7x7x7)/Cube 0:** Measurement grid: dx=5mm, dy=5mm, dz=5mm  
Reference Value = 180.3 V/m; Power Drift = 0.0046 dB  
Peak SAR (extrapolated) = 70.827 W/kg  
**SAR(1 g) = 38.9 mW/g; SAR(10 g) = 20.4 mW/g**  
Maximum value of SAR (measured) = 43.683 mW/g





0 dB = 43.680mW/g

	Document <b>Appendix A for the BlackBerry® Smartphone Model RDS41CW SAR Report</b>			Page <b>10(13)</b>
	Author Data <b>Andrew Becker</b>	Dates of Test <b>May 3 – June 28, 2011</b>	Test Report No <b>RTS-2604-1107-06</b>	FCC ID: <b>L6ARDS40CW</b>

Date/Time: 6/15/2011 7:18:50 PM, Date/Time: 6/15/2011 7:20:41 PM

Test Laboratory: RIM Testing Services

## DipoleValidation\_2450MHz\_Amb\_Tem\_23.4\_Liq\_Tem\_22.0C\_06\_15\_11

**DUT: Dipole 2450 MHz; Type: D2450V2; Serial: D2450V2 - SN:747**

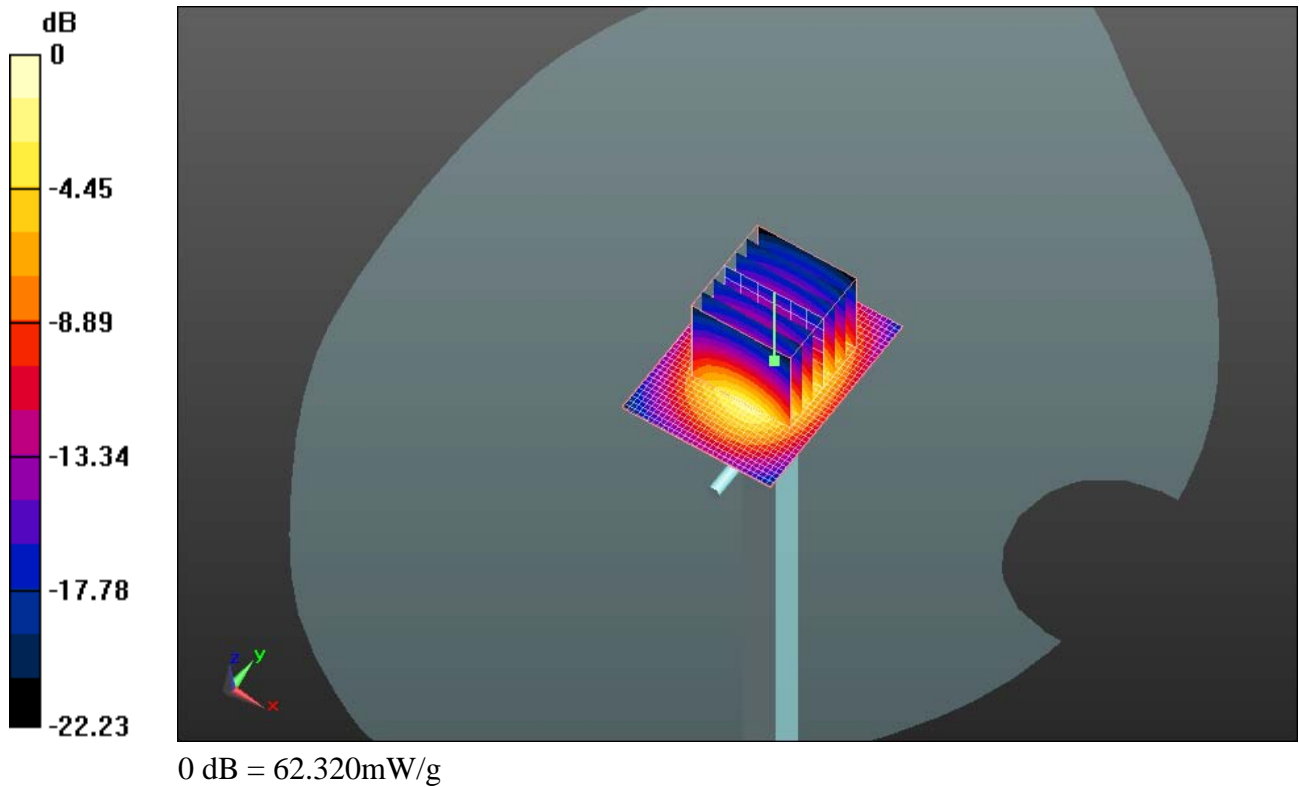
Communication System: CW; Frequency: 2450 MHz; Communication System PAR: 0 dB  
Medium parameters used:  $f = 2450$  MHz;  $\sigma = 1.879$  mho/m;  $\epsilon_r = 40.287$ ;  $\rho = 1000$  kg/m<sup>3</sup>  
Phantom section: Flat Section  
Measurement Standard: DASYS (IEEE/IEC/ANSI C63.19-2007)


DASY5 Configuration:

- Probe: ES3DV3 - SN3225; ConvF(4.6, 4.6, 4.6); Calibrated: 1/13/2011
- Sensor-Surface: 4mm (Mechanical Surface Detection)
- Electronics: DAE3 Sn472; Calibrated: 3/7/2011
- Phantom: SAM 1; Type: SAM 4.0; Serial: 1076
- Measurement SW: DASYS2, Version 52.6 (2); SEMCAD X Version 14.4.4 (2829)

**Configuration/d=15mm, Pin=1000mW/Area Scan (31x41x1):** Measurement grid: dx=15mm, dy=15mm  
Maximum value of SAR (interpolated) = 65.541 mW/g

**Configuration/d=15mm, Pin=1000mW/Zoom Scan (5x5x7) 2 (7x7x7)/Cube 0:** Measurement grid: dx=5mm, dy=5mm, dz=5mm  
Reference Value = 184.2 V/m; Power Drift = -0.02 dB  
Peak SAR (extrapolated) = 114.6 W/kg  
**SAR(1 g) = 54.6 mW/g; SAR(10 g) = 25.3 mW/g**  
Maximum value of SAR (measured) = 62.317 mW/g



	Document <b>Appendix A for the BlackBerry® Smartphone Model RDS41CW SAR Report</b>			Page <b>12(13)</b>
	Author Data <b>Andrew Becker</b>	Dates of Test <b>May 3 – June 28, 2011</b>	Test Report No <b>RTS-2604-1107-06</b>	FCC ID: <b>L6ARDS40CW</b>

Date/Time: 6/24/2011 6:28:43 PM, Date/Time: 6/24/2011 6:30:34 PM

Test Laboratory: RIM Testing Services

## DipoleValidation\_2450MHz\_Amb\_Tem\_23.5\_Liq\_Tem\_22.4C\_06\_23\_11

**DUT: Dipole 2450 MHz; Type: D2450V2; Serial: D2450V2 - SN:747**


Communication System: CW; Frequency: 2450 MHz; Communication System PAR: 0 dB  
Medium parameters used:  $f = 2450$  MHz;  $\sigma = 1.874$  mho/m;  $\epsilon_r = 37.722$ ;  $\rho = 1000$  kg/m<sup>3</sup>  
Phantom section: Flat Section  
Measurement Standard: DASYS (IEEE/IEC/ANSI C63.19-2007)

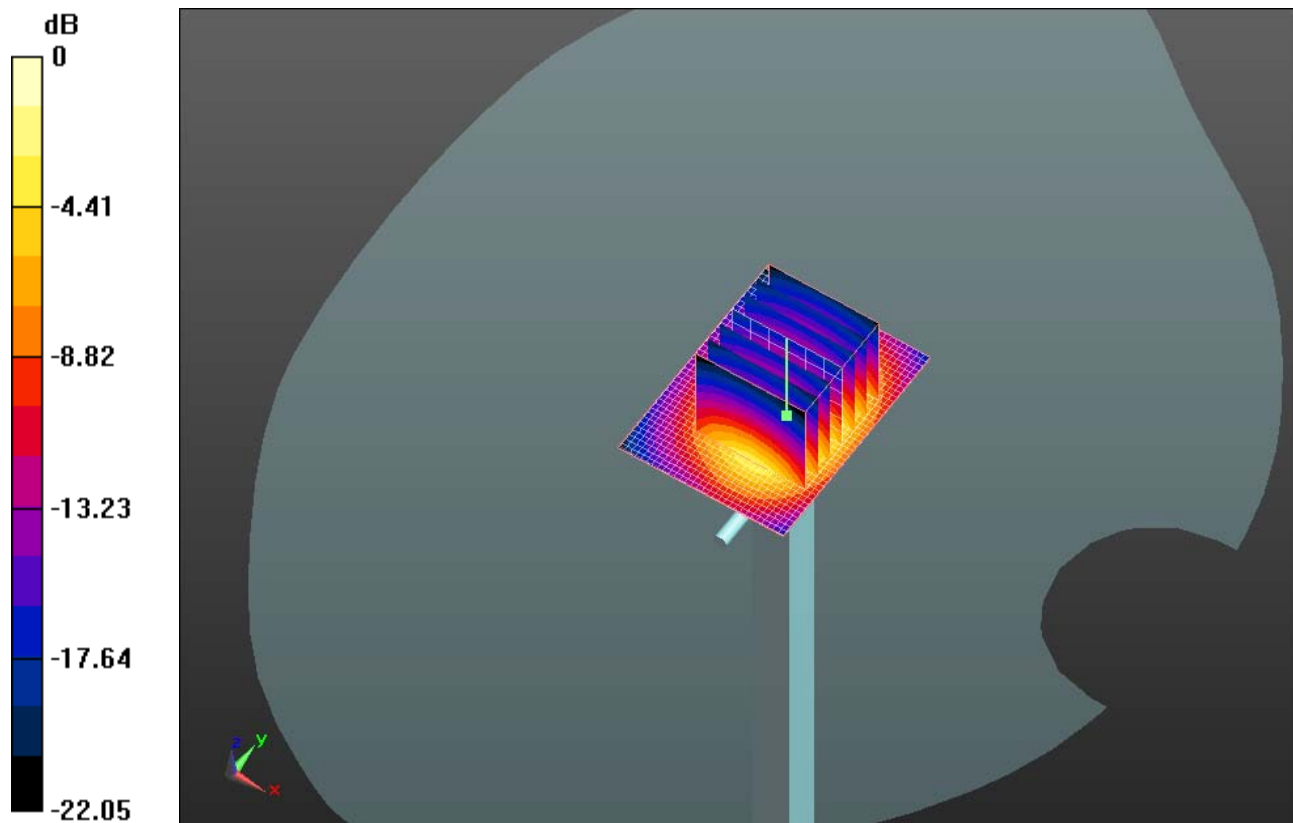
DASY5 Configuration:

- Probe: ES3DV3 - SN3225; ConvF(4.6, 4.6, 4.6); Calibrated: 1/13/2011
- Sensor-Surface: 4mm (Mechanical Surface Detection)
- Electronics: DAE3 Sn472; Calibrated: 3/7/2011
- Phantom: SAM 1; Type: SAM 4.0; Serial: 1076
- Measurement SW: DASYS2, Version 52.6 (2); SEMCAD X Version 14.4.4 (2829)

**Configuration/d=15mm, Pin=1000mW/Area Scan (31x41x1):** Measurement grid: dx=15mm, dy=15mm  
Maximum value of SAR (interpolated) = 62.903 mW/g

**Configuration/d=15mm, Pin=1000mW/Zoom Scan (5x5x7) 2 (7x7x7)/Cube 0:** Measurement grid: dx=5mm, dy=5mm, dz=5mm  
Reference Value = 183.0 V/m; Power Drift = -0.04 dB  
Peak SAR (extrapolated) = 112.5 W/kg  
**SAR(1 g) = 54 mW/g; SAR(10 g) = 25 mW/g**  
Maximum value of SAR (measured) = 61.351 mW/g

	Document <b>Appendix A for the BlackBerry® Smartphone Model RDS41CW SAR Report</b>			Page <b>13(13)</b>
	Author Data <b>Andrew Becker</b>	Dates of Test <b>May 3 – June 28, 2011</b>	Test Report No <b>RTS-2604-1107-06</b>	FCC ID: <b>L6ARDS40CW</b>



0 dB = 61.350mW/g