
	Document Appendix A for the BlackBerry® Smartphone Model RDR61CW SAR Report			Page 1(13)
	Author Data Andrew Becker	Dates of Test May 3 – June 28, 2011	Test Report No RTS-2604-1106-84	FCC ID: L6ARDR60CW

APPENDIX A: SAR DISTRIBUTION COMPARISON FOR ACCURACY VERIFICATION

	Document Appendix A for the BlackBerry® Smartphone Model RDR61CW SAR Report			Page 2(13)
	Author Data Andrew Becker	Dates of Test May 3 – June 28, 2011	Test Report No RTS-2604-1106-84	FCC ID: L6ARDR60CW

Date/Time: 5/30/2011 5:31:05 PM, Date/Time: 5/30/2011 5:35:55 PM

Test Laboratory: RIM Testing Services

DipoleValidation_835MHz_Amb_Tem_24.2_Liq_Tem_22.6C_05_30_11

DUT: Dipole 835 MHz; Type: D835V2; Serial: D835V2 - SN:446

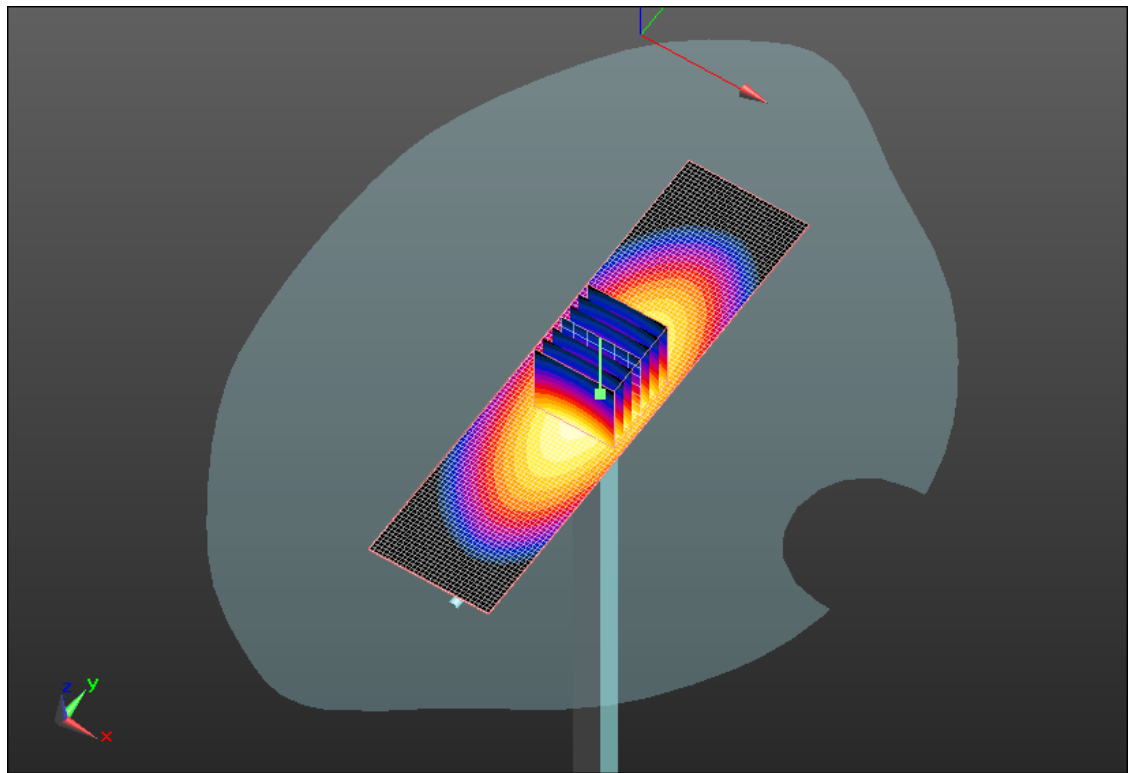
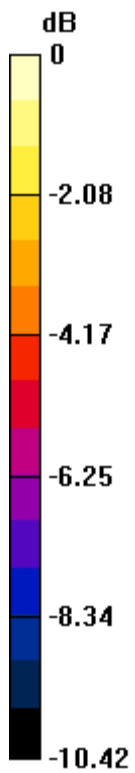
Communication System: CW; Frequency: 835 MHz; Communication System PAR: 0 dB
Medium parameters used: $f = 835 \text{ MHz}$; $\sigma = 0.893 \text{ mho/m}$; $\epsilon_r = 40.813$; $\rho = 1000 \text{ kg/m}^3$
Phantom section: Flat Section
Measurement Standard: DASYS (IEEE/IEC/ANSI C63.19-2007)

DASY5 Configuration:


- Probe: ES3DV3 - SN3225; ConvF(6.47, 6.47, 6.47); Calibrated: 1/13/2011
- Sensor-Surface: 4mm (Mechanical Surface Detection)
- Electronics: DAE3 Sn472; Calibrated: 3/7/2011
- Phantom: SAM 1; Type: SAM 4.0; Serial: 1076
- Measurement SW: DASYS2, Version 52.6 (2); SEMCAD X Version 14.4.4 (2829)

Configuration/d=15mm, Pin=1000mW/Area Scan (31x121x1): Measurement grid: dx=15mm, dy=15mm
Maximum value of SAR (interpolated) = 10.158 mW/g

Configuration/d=15mm, Pin=1000mW/Zoom Scan (5x5x7) 2 (7x7x7)/Cube 0: Measurement grid: dx=5mm, dy=5mm, dz=5mm
Reference Value = 108.0 V/m; Power Drift = -0.02 dB
Peak SAR (extrapolated) = 14.188 W/kg
SAR(1 g) = 9.45 mW/g; SAR(10 g) = 6.17 mW/g
Maximum value of SAR (measured) = 10.207 mW/g



0 dB = 10.210mW/g

	Document Appendix A for the BlackBerry® Smartphone Model RDR61CW SAR Report			Page 4(13)
	Author Data Andrew Becker	Dates of Test May 3 – June 28, 2011	Test Report No RTS-2604-1106-84	FCC ID: L6ARDR60CW

Date/Time: 6/6/2011 12:45:15 PM, Date/Time: 6/6/2011 12:50:01 PM

Test Laboratory: RIM Testing Services

DipoleValidation_835MHz_Amb_Tem_23.0_Liq_Tem_22.5C_06_06_11

DUT: Dipole 835 MHz; Type: D835V2; Serial: D835V2 - SN:446

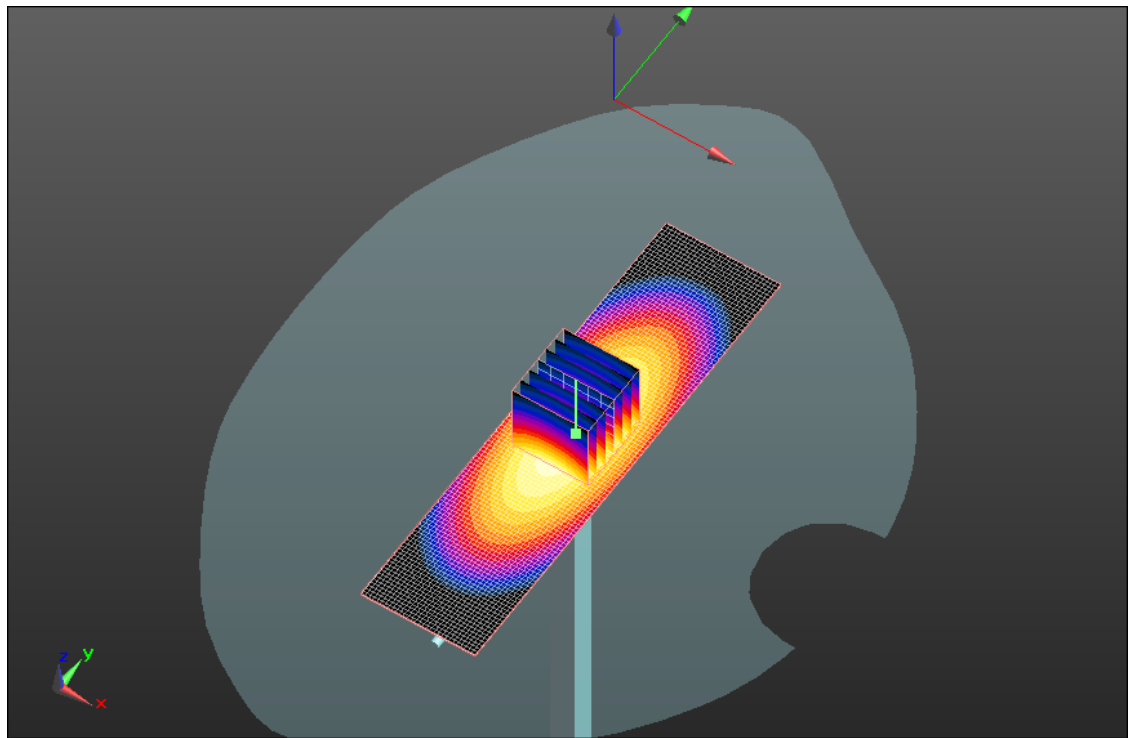
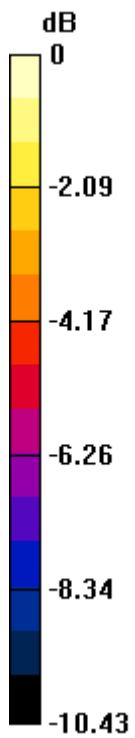
Communication System: CW; Frequency: 835 MHz; Communication System PAR: 0 dB
Medium parameters used: $f = 835 \text{ MHz}$; $\sigma = 0.894 \text{ mho/m}$; $\epsilon_r = 40.155$; $\rho = 1000 \text{ kg/m}^3$
Phantom section: Flat Section
Measurement Standard: DASYS (IEEE/IEC/ANSI C63.19-2007)

DASY5 Configuration:


- Probe: ES3DV3 - SN3225; ConvF(6.47, 6.47, 6.47); Calibrated: 1/13/2011
- Sensor-Surface: 4mm (Mechanical Surface Detection)
- Electronics: DAE3 Sn472; Calibrated: 3/7/2011
- Phantom: SAM 1; Type: SAM 4.0; Serial: 1076
- Measurement SW: DASYS2, Version 52.6 (2); SEMCAD X Version 14.4.4 (2829)

Configuration/d=15mm, Pin=1000mW/Area Scan (31x121x1): Measurement grid: dx=15mm, dy=15mm
Maximum value of SAR (interpolated) = 9.820 mW/g

Configuration/d=15mm, Pin=1000mW/Zoom Scan (5x5x7) 2 (7x7x7)/Cube 0: Measurement grid: dx=5mm, dy=5mm, dz=5mm
Reference Value = 107.4 V/m; Power Drift = -0.03 dB
Peak SAR (extrapolated) = 13.991 W/kg
SAR(1 g) = 9.28 mW/g; SAR(10 g) = 6.05 mW/g
Maximum value of SAR (measured) = 10.043 mW/g



0 dB = 10.040mW/g

	Document Appendix A for the BlackBerry® Smartphone Model RDR61CW SAR Report			Page 6(13)
	Author Data Andrew Becker	Dates of Test May 3 – June 28, 2011	Test Report No RTS-2604-1106-84	FCC ID: L6ARDR60CW

Date/Time: 5/3/2011 9:59:00 AM, Date/Time: 5/3/2011 10:01:36 AM

Test Laboratory: RIM Testing Services

DipoleValidation_1900MHz_Amb_Tem_23.0_Liq_Tem_22.0_05_03_11

DUT: Dipole 1900 MHz; Type: D1900V2; Serial: D1900V2 - SN:545


Communication System: CW; Frequency: 1900 MHz; Communication System PAR: 0 dB
Medium parameters used: $f = 1900$ MHz; $\sigma = 1.354$ mho/m; $\epsilon_r = 38.058$; $\rho = 1000$ kg/m³
Phantom section: Flat Section
Measurement Standard: DASYS (IEEE/IEC/ANSI C63.19-2007)

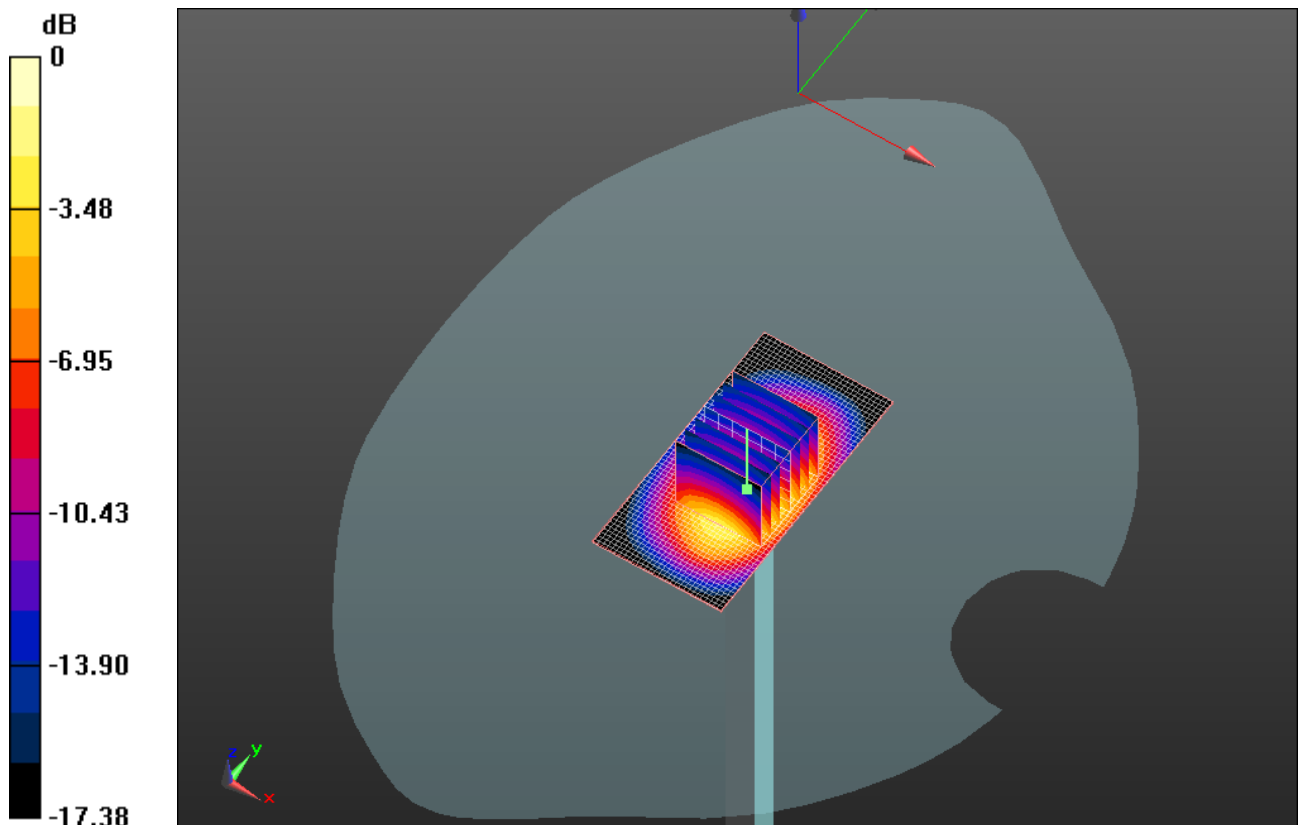
DASY5 Configuration:

- Probe: ES3DV3 - SN3225; ConvF(5.26, 5.26, 5.26); Calibrated: 1/13/2011
- Sensor-Surface: 4mm (Mechanical Surface Detection)
- Electronics: DAE3 Sn473; Calibrated: 1/21/2011
- Phantom: SAM 1; Type: SAM 4.0; Serial: 1076
- Measurement SW: DASYS2, Version 52.6 (2); SEMCAD X Version 14.4.4 (2829)


Configuration/d=15mm, Pin=1000mW/Area Scan (31x61x1): Measurement grid: dx=15mm, dy=15mm
Maximum value of SAR (interpolated) = 42.866 mW/g

Configuration/d=15mm, Pin=1000mW/Zoom Scan (5x5x7) 2 (7x7x7)/Cube 0: Measurement grid: dx=5mm, dy=5mm, dz=5mm
Reference Value = 177.3 V/m; Power Drift = -0.04 dB
Peak SAR (extrapolated) = 67.802 W/kg
SAR(1 g) = 37.3 mW/g; SAR(10 g) = 19.6 mW/g
Maximum value of SAR (measured) = 41.985 mW/g

	Document Appendix A for the BlackBerry® Smartphone Model RDR61CW SAR Report			Page 7(13)
	Author Data Andrew Becker	Dates of Test May 3 – June 28, 2011	Test Report No RTS-2604-1106-84	FCC ID: L6ARDR60CW



0 dB = 41.990mW/g

	Document Appendix A for the BlackBerry® Smartphone Model RDR61CW SAR Report			Page 8(13)
	Author Data Andrew Becker	Dates of Test May 3 – June 28, 2011	Test Report No RTS-2604-1106-84	FCC ID: L6ARDR60CW

Date/Time: 6/10/2011 5:03:00 PM, Date/Time: 6/10/2011 5:05:39 PM

Test Laboratory: RIM Testing Services

DipoleValidation_1900MHz_Amb_Tem_24.1_Liq_Tem_22.9_06_10_11

DUT: Dipole 1900 MHz; Type: D1900V2; Serial: D1900V2 - SN:545


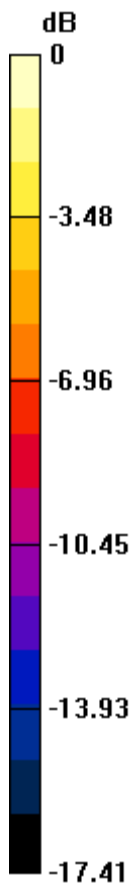
Communication System: CW; Frequency: 1900 MHz; Communication System PAR: 0 dB
Medium parameters used: $f = 1900$ MHz; $\sigma = 1.337$ mho/m; $\epsilon_r = 38.104$; $\rho = 1000$ kg/m³
Phantom section: Flat Section
Measurement Standard: DASYS (IEEE/IEC/ANSI C63.19-2007)

DASY5 Configuration:


- Probe: ES3DV3 - SN3225; ConvF(5.26, 5.26, 5.26); Calibrated: 1/13/2011
- Sensor-Surface: 4mm (Mechanical Surface Detection)
- Electronics: DAE3 Sn472; Calibrated: 3/7/2011
- Phantom: SAM 1; Type: SAM 4.0; Serial: 1076
- Measurement SW: DASY52, Version 52.6 (2); SEMCAD X Version 14.4.4 (2829)

Configuration/d=15mm, Pin=1000mW/Area Scan (31x61x1): Measurement grid: dx=15mm, dy=15mm
Maximum value of SAR (interpolated) = 44.753 mW/g

Configuration/d=15mm, Pin=1000mW/Zoom Scan (5x5x7) 2 (7x7x7)/Cube 0: Measurement grid: dx=5mm, dy=5mm, dz=5mm
Reference Value = 183.4 V/m; Power Drift = -0.07 dB
Peak SAR (extrapolated) = 71.705 W/kg
SAR(1 g) = 39.2 mW/g; SAR(10 g) = 20.5 mW/g
Maximum value of SAR (measured) = 43.986 mW/g



0 dB = 43.990mW/g

	Document Appendix A for the BlackBerry® Smartphone Model RDR61CW SAR Report			Page 10(13)
	Author Data Andrew Becker	Dates of Test May 3 – June 28, 2011	Test Report No RTS-2604-1106-84	FCC ID: L6ARDR60CW

Date/Time: 6/15/2011 7:18:50 PM, Date/Time: 6/15/2011 7:20:41 PM

Test Laboratory: RIM Testing Services

DipoleValidation_2450MHz_Amb_Tem_23.4_Liq_Tem_22.0C_06_15_11

DUT: Dipole 2450 MHz; Type: D2450V2; Serial: D2450V2 - SN:747


Communication System: CW; Frequency: 2450 MHz; Communication System PAR: 0 dB
Medium parameters used: $f = 2450$ MHz; $\sigma = 1.879$ mho/m; $\epsilon_r = 40.287$; $\rho = 1000$ kg/m³
Phantom section: Flat Section
Measurement Standard: DASYS (IEEE/IEC/ANSI C63.19-2007)

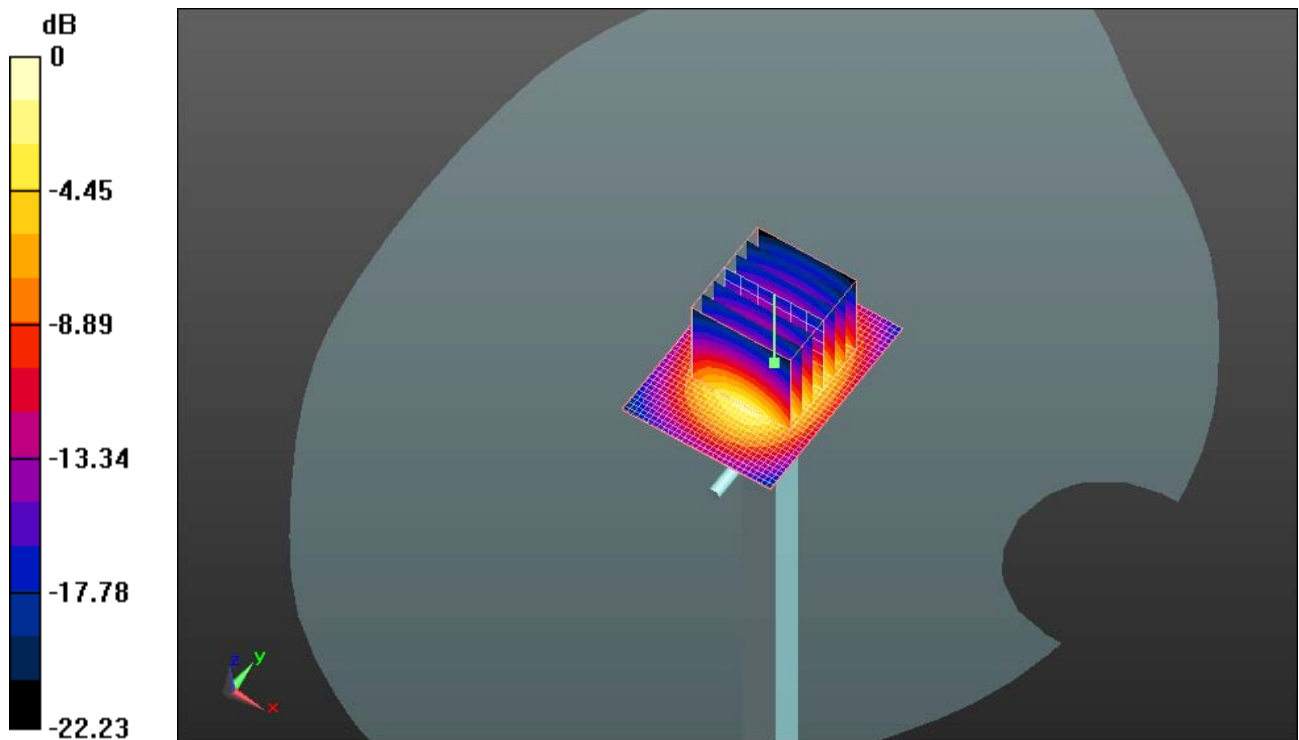
DASY5 Configuration:

- Probe: ES3DV3 - SN3225; ConvF(4.6, 4.6, 4.6); Calibrated: 1/13/2011
- Sensor-Surface: 4mm (Mechanical Surface Detection)
- Electronics: DAE3 Sn472; Calibrated: 3/7/2011
- Phantom: SAM 1; Type: SAM 4.0; Serial: 1076
- Measurement SW: DASYS2, Version 52.6 (2); SEMCAD X Version 14.4.4 (2829)


Configuration/d=15mm, Pin=1000mW/Area Scan (31x41x1): Measurement grid: dx=15mm, dy=15mm
Maximum value of SAR (interpolated) = 65.541 mW/g

Configuration/d=15mm, Pin=1000mW/Zoom Scan (5x5x7) 2 (7x7x7)/Cube 0: Measurement grid: dx=5mm, dy=5mm, dz=5mm
Reference Value = 184.2 V/m; Power Drift = -0.02 dB
Peak SAR (extrapolated) = 114.6 W/kg
SAR(1 g) = 54.6 mW/g; SAR(10 g) = 25.3 mW/g
Maximum value of SAR (measured) = 62.317 mW/g

	Document Appendix A for the BlackBerry® Smartphone Model RDR61CW SAR Report			Page 11(13)
	Author Data Andrew Becker	Dates of Test May 3 – June 28, 2011	Test Report No RTS-2604-1106-84	FCC ID: L6ARDR60CW



0 dB = 62.320mW/g

	Document Appendix A for the BlackBerry® Smartphone Model RDR61CW SAR Report			Page 12(13)
	Author Data Andrew Becker	Dates of Test May 3 – June 28, 2011	Test Report No RTS-2604-1106-84	FCC ID: L6ARDR60CW

Date/Time: 6/24/2011 6:28:43 PM, Date/Time: 6/24/2011 6:30:34 PM

Test Laboratory: RIM Testing Services

DipoleValidation_2450MHz_Amb_Tem_23.5_Liq_Tem_22.4C_06_23_11

DUT: Dipole 2450 MHz; Type: D2450V2; Serial: D2450V2 - SN:747

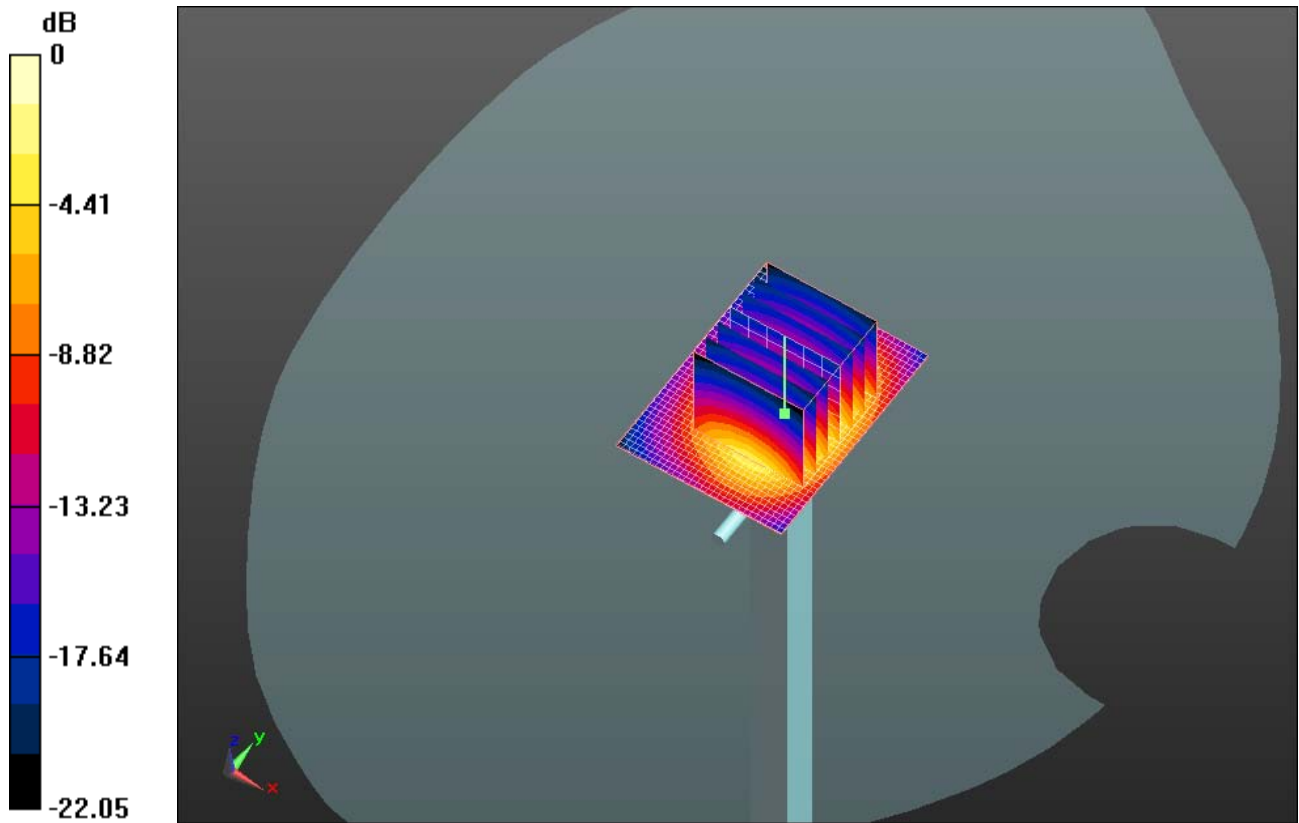
Communication System: CW; Frequency: 2450 MHz; Communication System PAR: 0 dB
Medium parameters used: $f = 2450$ MHz; $\sigma = 1.874$ mho/m; $\epsilon_r = 37.722$; $\rho = 1000$ kg/m³
Phantom section: Flat Section
Measurement Standard: DASYS (IEEE/IEC/ANSI C63.19-2007)

DASY5 Configuration:

- Probe: ES3DV3 - SN3225; ConvF(4.6, 4.6, 4.6); Calibrated: 1/13/2011
- Sensor-Surface: 4mm (Mechanical Surface Detection)
- Electronics: DAE3 Sn472; Calibrated: 3/7/2011
- Phantom: SAM 1; Type: SAM 4.0; Serial: 1076
- Measurement SW: DASY52, Version 52.6 (2); SEMCAD X Version 14.4.4 (2829)

Configuration/d=15mm, Pin=1000mW/Area Scan (31x41x1): Measurement grid: dx=15mm, dy=15mm
Maximum value of SAR (interpolated) = 62.903 mW/g

Configuration/d=15mm, Pin=1000mW/Zoom Scan (5x5x7) 2 (7x7x7)/Cube 0: Measurement grid: dx=5mm, dy=5mm, dz=5mm
Reference Value = 183.0 V/m; Power Drift = -0.04 dB
Peak SAR (extrapolated) = 112.5 W/kg
SAR(1 g) = 54 mW/g; SAR(10 g) = 25 mW/g
Maximum value of SAR (measured) = 61.351 mW/g



0 dB = 61.350mW/g