
	Document Appendix D for the BlackBerry® Smartphone Model RDH71CW /RDQ71UW			Page 1(52)
Author Data Hang Wang	Dates of Test Jan 14 –June 09, 2011	Test Report No RTS-2605-1102-05B	FCC ID: L6ARDH70CW L6ARDQ70UW	IC ID 2503A-RDH70CW 2503A-RDQ70UW

APPENDIX D: PROBE & DIPOLE CALIBRATION DATA

	Document Appendix D for the BlackBerry® Smartphone Model RDH71CW /RDQ71UW			Page 2(52)
Author Data Hang Wang	Dates of Test Jan 14 –June 09, 2011	Test Report No RTS-2605-1102-05B	FCC ID: L6ARDH70CW L6ARDQ70UW	IC ID 2503A-RDH70CW 2503A-RDQ70UW

Calibration Laboratory of
Schmid & Partner
Engineering AG
Zeughausstrasse 43, 8004 Zurich, Switzerland



S Schweizerischer Kalibrierdienst
S Service suisse d'étalonnage
C Servizio svizzero di taratura
S Swiss Calibration Service

Accredited by the Swiss Accreditation Service (SAS)
The Swiss Accreditation Service is one of the signatories to the EA
Multilateral Agreement for the recognition of calibration certificates

Accreditation No.: **SCS 108**

Client **RTS (RIM Testing Services)**

Certificate No: **ET3-1643_Mar10**

CALIBRATION CERTIFICATE

Object **ET3DV6, SN:1643**

Calibration procedure(s) **QA CAL-01.v6, QA CAL-23.v3 and QA CAL-25.v2
Calibration procedure for dosimetric E-field probes**

Calibration date: **March 9, 2010**

This calibration certificate documents the traceability to national standards, which realize the physical units of measurements (SI).
The measurements and the uncertainties with confidence probability are given on the following pages and are part of the certificate.

All calibrations have been conducted in the closed laboratory facility: environment temperature (22 ± 3)°C and humidity < 70%.

Calibration Equipment used (M&TE critical for calibration)

Primary Standards	ID #	Cal Date (Certificate No.)	Scheduled Calibration
Power meter E4419B	GB41293874	1-Apr-09 (No. 217-01030)	Apr-10
Power sensor E4412A	MY41495277	1-Apr-09 (No. 217-01030)	Apr-10
Power sensor E4412A	MY41498087	1-Apr-09 (No. 217-01030)	Apr-10
Reference 3 dB Attenuator	SN: S5054 (3c)	31-Mar-09 (No. 217-01026)	Mar-10
Reference 20 dB Attenuator	SN: S5086 (20b)	31-Mar-09 (No. 217-01028)	Mar-10
Reference 30 dB Attenuator	SN: S5129 (30b)	31-Mar-09 (No. 217-01027)	Mar-10
Reference Probe ES3DV2	SN: 3013	30-Dec-09 (No. ES3-3013_Dec09)	Dec-10
DAE4	SN: 660	29-Sep-09 (No. DAE4-660_Sep09)	Sep-10
Secondary Standards	ID #	Check Date (in house)	Scheduled Check
RF generator HP 8648C	US3642U01700	4-Aug-99 (in house check Oct-09)	In house check: Oct-11
Network Analyzer HP 8753E	US37390585	18-Oct-01 (in house check Oct-09)	In house check: Oct-10


Calibrated by:	Name Jeton Kasirali	Function Laboratory Technician	Signature 
Approved by:	Name Katja Pokovic	Technical Manager	

Issued: March 10, 2010

This calibration certificate shall not be reproduced except in full without written approval of the laboratory.

Certificate No: ET3-1643_Mar10

Page 1 of 11

	Document Appendix D for the BlackBerry® Smartphone Model RDH71CW /RDQ71UW			Page 3(52)
Author Data Hang Wang	Dates of Test Jan 14 –June 09, 2011	Test Report No RTS-2605-1102-05B	FCC ID: L6ARDH70CW L6ARDQ70UW	IC ID 2503A-RDH70CW 2503A-RDQ70UW

Calibration Laboratory of
Schmid & Partner
Engineering AG
Zeughausstrasse 43, 8004 Zurich, Switzerland



S Schweizerischer Kalibrierdienst
S Service suisse d'étalonnage
C Servizio svizzero di taratura
S Swiss Calibration Service

Accredited by the Swiss Accreditation Service (SAS)
The Swiss Accreditation Service is one of the signatories to the EA
Multilateral Agreement for the recognition of calibration certificates

Accreditation No.: **SCS 108**

Glossary:


TSL	tissue simulating liquid
NORM _{x,y,z}	sensitivity in free space
ConvF	sensitivity in TSL / NORM _{x,y,z}
DCP	diode compression point
CF	crest factor (1/duty_cycle) of the RF signal
A, B, C	modulation dependent linearization parameters
Polarization φ	φ rotation around probe axis
Polarization ϑ	ϑ rotation around an axis that is in the plane normal to probe axis (at measurement center), i.e., $\vartheta = 0$ is normal to probe axis

Calibration is Performed According to the Following Standards:

- IEEE Std 1528-2003, "IEEE Recommended Practice for Determining the Peak Spatial-Averaged Specific Absorption Rate (SAR) in the Human Head from Wireless Communications Devices: Measurement Techniques", December 2003
- IEC 62209-1, "Procedure to measure the Specific Absorption Rate (SAR) for hand-held devices used in close proximity to the ear (frequency range of 300 MHz to 3 GHz)", February 2005

Methods Applied and Interpretation of Parameters:

- NORM_{x,y,z}**: Assessed for E-field polarization $\vartheta = 0$ ($f \leq 900$ MHz in TEM-cell; $f > 1800$ MHz: R22 waveguide). NORM_{x,y,z} are only intermediate values, i.e., the uncertainties of NORM_{x,y,z} does not effect the E²-field uncertainty inside TSL (see below ConvF).
- NORM(f)_{x,y,z}** = NORM_{x,y,z} * frequency_response (see Frequency Response Chart). This linearization is implemented in DASY4 software versions later than 4.2. The uncertainty of the frequency response is included in the stated uncertainty of ConvF.
- DCP_{x,y,z}**: DCP are numerical linearization parameters assessed based on the data of power sweep with CW signal (no uncertainty required). DCP does not depend on frequency nor media.
- A_{x,y,z}; B_{x,y,z}; C_{x,y,z}; VR_{x,y,z}; A, B, C** are numerical linearization parameters assessed based on the data of power sweep for specific modulation signal. The parameters do not depend on frequency nor media. VR is the maximum calibration range expressed in RMS voltage across the diode.
- ConvF and Boundary Effect Parameters**: Assessed in flat phantom using E-field (or Temperature Transfer Standard for $f \leq 800$ MHz) and inside waveguide using analytical field distributions based on power measurements for $f > 800$ MHz. The same setups are used for assessment of the parameters applied for boundary compensation (alpha, depth) of which typical uncertainty values are given. These parameters are used in DASY4 software to improve probe accuracy close to the boundary. The sensitivity in TSL corresponds to NORM_{x,y,z} * ConvF whereby the uncertainty corresponds to that given for ConvF. A frequency dependent ConvF is used in DASY version 4.4 and higher which allows extending the validity from ± 50 MHz to ± 100 MHz.
- Spherical isotropy (3D deviation from isotropy)**: in a field of low gradients realized using a flat phantom exposed by a patch antenna.
- Sensor Offset**: The sensor offset corresponds to the offset of virtual measurement center from the probe tip (on probe axis). No tolerance required.

	Document Appendix D for the BlackBerry® Smartphone Model RDH71CW /RDQ71UW			Page 4(52)
Author Data Hang Wang	Dates of Test Jan 14 –June 09, 2011	Test Report No RTS-2605-1102-05B	FCC ID: L6ARDH70CW L6ARDQ70UW	IC ID 2503A-RDH70CW 2503A-RDQ70UW

ET3DV6 SN:1643

March 9, 2010


Probe ET3DV6

SN:1643

Manufactured:	November 7, 2001
Last calibrated:	March 10, 2009
Recalibrated:	March 9, 2010

Calibrated for DASY Systems

(Note: non-compatible with DASY2 system!)

	Document Appendix D for the BlackBerry® Smartphone Model RDH71CW /RDQ71UW			Page 5(52)
Author Data Hang Wang	Dates of Test Jan 14 –June 09, 2011	Test Report No RTS-2605-1102-05B	FCC ID: L6ARDH70CW L6ARDQ70UW	IC ID 2503A-RDH70CW 2503A-RDQ70UW

ET3DV6 SN:1643

March 9, 2010

DASY - Parameters of Probe: ET3DV6 SN:1643

Basic Calibration Parameters

	Sensor X	Sensor Y	Sensor Z	Unc (k=2)
Norm ($\mu V/(V/m)^2$) ^A	1.75	2.01	1.79	± 10.1%
DCP (mV) ^B	93.2	91.0	90.9	

Modulation Calibration Parameters


UID	Communication System Name	PAR		A dB	B dBuV	C	VR mV	Unc ^E (k=2)
10000	CW	0.00	X	0.00	0.00	1.00	300.0	± 1.5%
			Y	0.00	0.00	1.00	300.0	
			Z	0.00	0.00	1.00	300.0	

The reported uncertainty of measurement is stated as the standard uncertainty of measurement multiplied by the coverage factor k=2, which for a normal distribution corresponds to a coverage probability of approximately 95%.

^A The uncertainties of NormX,Y,Z do not affect the E²-field uncertainty inside TSL (see Pages 5 and 6).

^B Numerical linearization parameter: uncertainty not required.

^E Uncertainty is determined using the maximum deviation from linear response applying rectangular distribution and is expressed for the square of the field value.

	Document Appendix D for the BlackBerry® Smartphone Model RDH71CW /RDQ71UW			Page 6(52)
Author Data Hang Wang	Dates of Test Jan 14 –June 09, 2011	Test Report No RTS-2605-1102-05B	FCC ID: L6ARDH70CW L6ARDQ70UW	IC ID 2503A-RDH70CW 2503A-RDQ70UW

ET3DV6 SN:1643


March 9, 2010

DASY - Parameters of Probe: ET3DV6 SN:1643

Calibration Parameter Determined in Head Tissue Simulating Media

f (MHz)	Validity (MHz)^C	Permittivity	Conductivity	ConvF X	ConvF Y	ConvF Z	Alpha	Depth Unc (k=2)
900	± 50 / ± 100	41.5 ± 5%	0.97 ± 5%	6.01	6.01	6.01	0.42	2.35 ± 11.0%
1810	± 50 / ± 100	40.0 ± 5%	1.40 ± 5%	4.99	4.99	4.99	0.62	2.35 ± 11.0%
1950	± 50 / ± 100	40.0 ± 5%	1.40 ± 5%	4.74	4.74	4.74	0.79	2.10 ± 11.0%

^C The validity of ± 100 MHz only applies for DASY v4.4 and higher (see Page 2). The uncertainty is the RSS of the ConvF uncertainty at calibration frequency and the uncertainty for the indicated frequency band.

	Document Appendix D for the BlackBerry® Smartphone Model RDH71CW /RDQ71UW			Page 7(52)
Author Data Hang Wang	Dates of Test Jan 14 –June 09, 2011	Test Report No RTS-2605-1102-05B	FCC ID: L6ARDH70CW L6ARDQ70UW	IC ID 2503A-RDH70CW 2503A-RDQ70UW

ET3DV6 SN:1643


March 9, 2010

DASY - Parameters of Probe: ET3DV6 SN:1643

Calibration Parameter Determined in Body Tissue Simulating Media

f [MHz]	Validity [MHz]^C	Permittivity	Conductivity	ConvF X	ConvF Y	ConvF Z	Alpha	Depth Unc (k=2)
900	± 50 / ± 100	55.0 ± 5%	1.05 ± 5%	5.93	5.93	5.93	0.33	2.77 ± 11.0%
1810	± 50 / ± 100	53.3 ± 5%	1.52 ± 5%	4.58	4.58	4.58	0.75	2.63 ± 11.0%
1950	± 50 / ± 100	53.3 ± 5%	1.52 ± 5%	4.54	4.54	4.54	0.99	2.20 ± 11.0%

^C The validity of ± 100 MHz only applies for DASY v4.4 and higher (see Page 2). The uncertainty is the RSS of the ConvF uncertainty at calibration frequency and the uncertainty for the indicated frequency band.

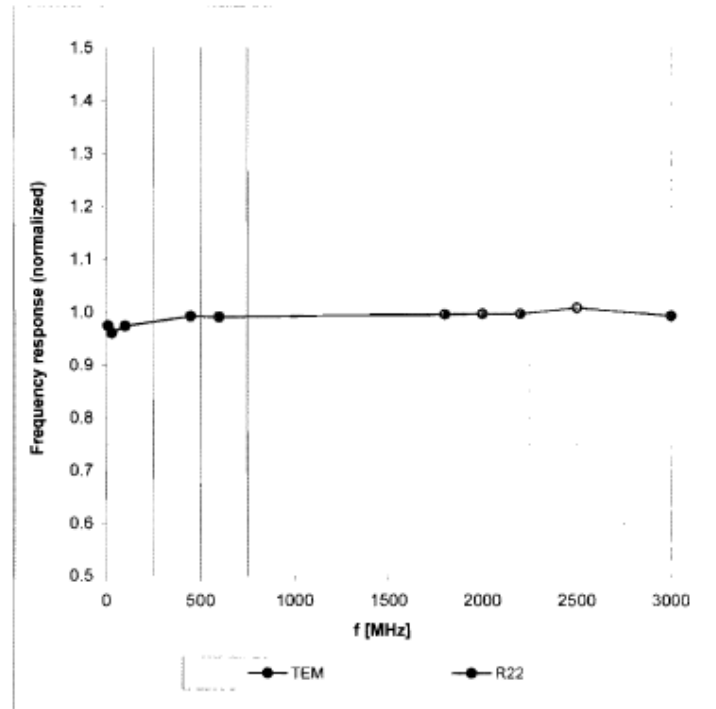
	Document Appendix D for the BlackBerry® Smartphone Model RDH71CW /RDQ71UW			Page 8(52)
Author Data Hang Wang	Dates of Test Jan 14 –June 09, 2011	Test Report No RTS-2605-1102-05B	FCC ID: L6ARDH70CW L6ARDQ70UW	IC ID 2503A-RDH70CW 2503A-RDQ70UW

ET3DV6 SN:1643


March 9, 2010

Frequency Response of E-Field

(TEM-Cell:ifi110 EXX, Waveguide: R22)



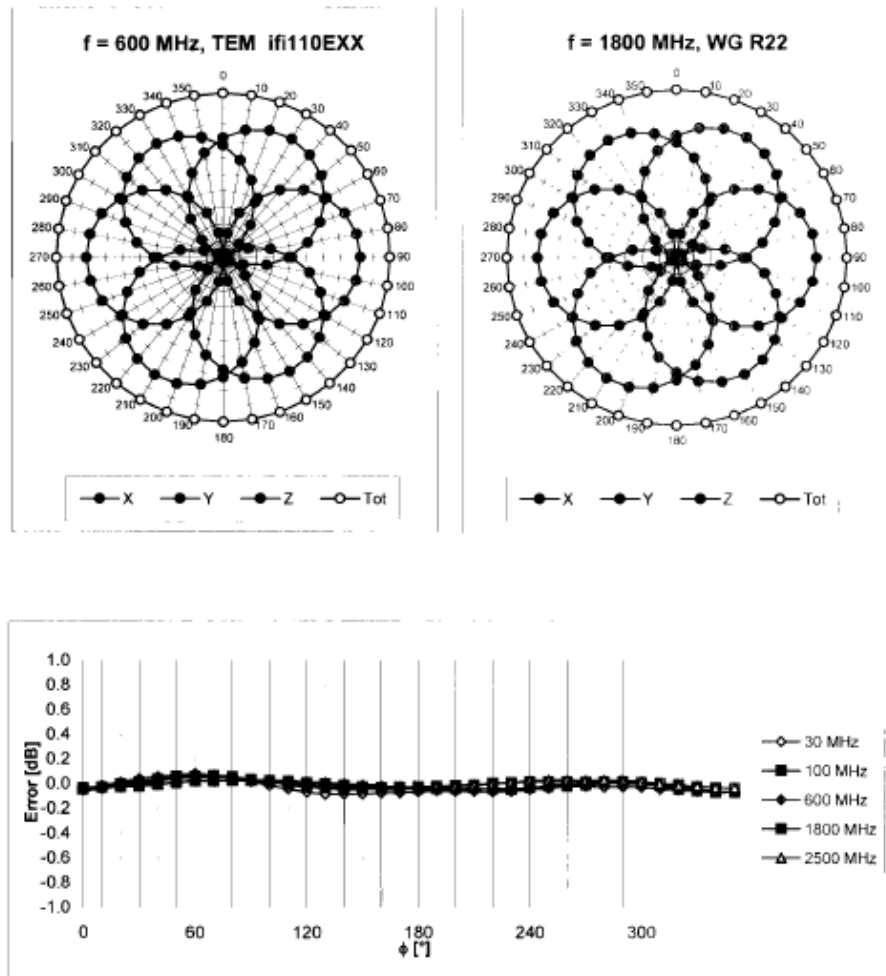
Uncertainty of Frequency Response of E-field: $\pm 6.3\%$ (k=2)

	Document Appendix D for the BlackBerry® Smartphone Model RDH71CW /RDQ71UW			Page 9(52)
Author Data Hang Wang	Dates of Test Jan 14 –June 09, 2011	Test Report No RTS-2605-1102-05B	FCC ID: L6ARDH70CW L6ARDQ70UW	IC ID 2503A-RDH70CW 2503A-RDQ70UW


ET3DV6 SN:1643

March 9, 2010

Receiving Pattern (ϕ), $\theta = 0^\circ$



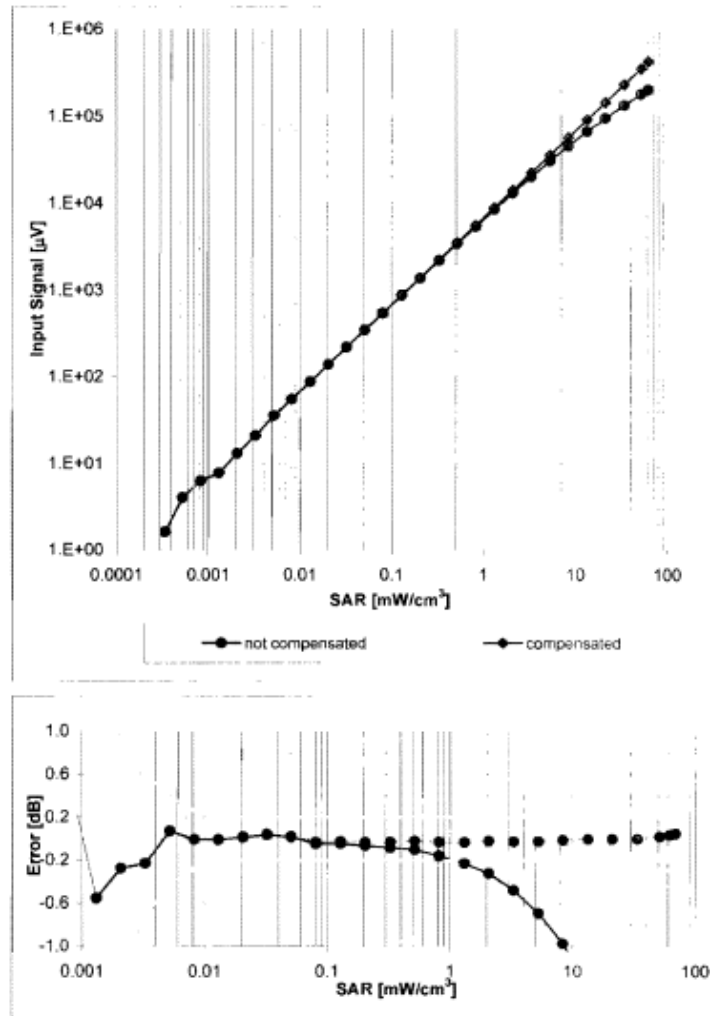
Uncertainty of Axial Isotropy Assessment: $\pm 0.5\%$ ($k=2$)

	Document Appendix D for the BlackBerry® Smartphone Model RDH71CW /RDQ71UW			Page 10(52)
Author Data Hang Wang	Dates of Test Jan 14 –June 09, 2011	Test Report No RTS-2605-1102-05B	FCC ID: L6ARDH70CW L6ARDQ70UW	IC ID 2503A-RDH70CW 2503A-RDQ70UW


ET3DV6 SN:1643

March 9, 2010

Dynamic Range $f(\text{SAR}_{\text{head}})$ (Waveguide R22, $f = 1800 \text{ MHz}$)



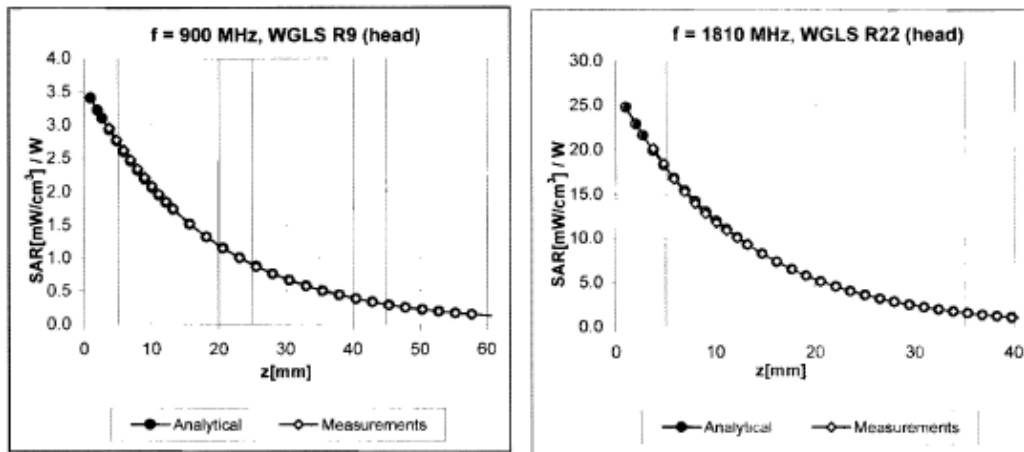
Uncertainty of Linearity Assessment: $\pm 0.6\%$ ($k=2$)

	Document Appendix D for the BlackBerry® Smartphone Model RDH71CW /RDQ71UW			Page 11(52)
Author Data Hang Wang	Dates of Test Jan 14 –June 09, 2011	Test Report No RTS-2605-1102-05B	FCC ID: L6ARDH70CW L6ARDQ70UW	IC ID 2503A-RDH70CW 2503A-RDQ70UW

ET3DV6 SN:1643

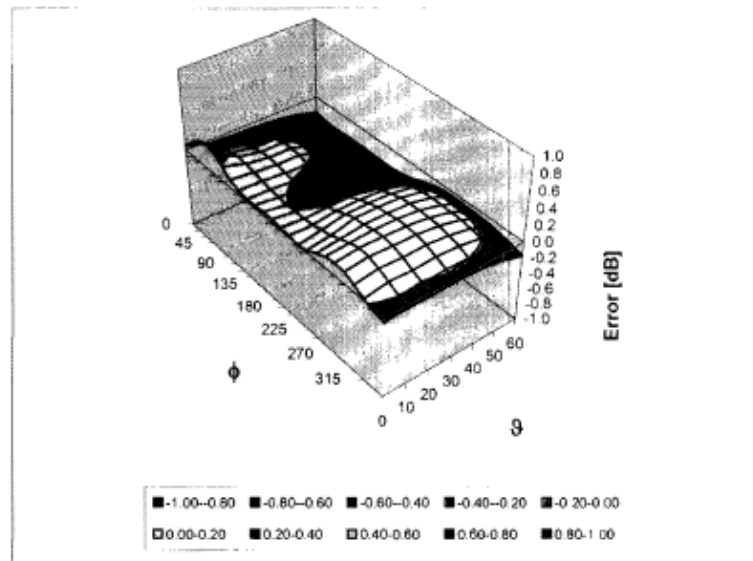
March 9, 2010

Conversion Factor Assessment




Deviation from Isotropy in HSL

Error (ϕ , θ), f = 900 MHz



Uncertainty of Spherical Isotropy Assessment: $\pm 2.6\%$ (k=2)


	Document			Page
	Appendix D for the BlackBerry® Smartphone Model RDH71CW /RDQ71UW			12(52)
Author Data Hang Wang	Dates of Test Jan 14 –June 09, 2011	Test Report No RTS-2605-1102-05B	FCC ID: L6ARDH70CW L6ARDQ70UW	IC ID 2503A-RDH70CW 2503A-RDQ70UW

ET3DV6 SN:1643

March 9, 2010

Other Probe Parameters

Sensor Arrangement	Triangular
Connector Angle (°)	Not applicable
Mechanical Surface Detection Mode	enabled
Optical Surface Detection Mode	enabled
Probe Overall Length	337 mm
Probe Body Diameter	10 mm
Tip Length	10 mm
Tip Diameter	6.8 mm
Probe Tip to Sensor X Calibration Point	2.7 mm
Probe Tip to Sensor Y Calibration Point	2.7 mm
Probe Tip to Sensor Z Calibration Point	2.7 mm
Recommended Measurement Distance from Surface	4 mm

	Document Appendix D for the BlackBerry® Smartphone Model RDH71CW /RDQ71UW			Page 13(52)
Author Data Hang Wang	Dates of Test Jan 14 –June 09, 2011	Test Report No RTS-2605-1102-05B	FCC ID: L6ARDH70CW L6ARDQ70UW	IC ID 2503A-RDH70CW 2503A-RDQ70UW

**Calibration Laboratory of
Schmid & Partner
Engineering AG**
Zeughausstrasse 43, 8004 Zurich, Switzerland



S Schweizerischer Kalibrierdienst
S Service suisse d'étalonnage
S Servizio svizzero di taratura
S Swiss Calibration Service

Accredited by the Swiss Accreditation Service (SAS)
The Swiss Accreditation Service is one of the signatories to the EA
Multilateral Agreement for the recognition of calibration certificates

Accreditation No.: **SCS 108**

Client **RTS (RIM Testing Services)**

Certificate No: **ET3-1644_Nov10**

CALIBRATION CERTIFICATE

Object **ET3DV6 - SN:1644**

Calibration procedure(s) **QA CAL-01.v6, QA CAL-23.v3 and QA CAL-25.v2**
Calibration procedure for dosimetric E-field probes

Calibration date **November 16, 2010**

This calibration certificate documents the traceability to national standards, which realize the physical units of measurements (SI).
The measurements and the uncertainties with confidence probability are given on the following pages and are part of the certificate.



All calibrations have been conducted in the closed laboratory facility: environment temperature $(22 \pm 3)^\circ\text{C}$ and humidity $< 70\%$.

Calibration Equipment used (M&TE critical for calibration)

Primary Standards	ID #	Cal Date (Certificate No.)	Scheduled Calibration
Power meter E4419B	GB41293874	1-Apr-10 (No. 217-01138)	Apr-11
Power sensor E4412A	MY41495277	1-Apr-10 (No. 217-01138)	Apr-11
Power sensor E4412A	MY41498087	1-Apr-10 (No. 217-01138)	Apr-11
Reference 3 dB Attenuator	SN: S5056 (3c)	30-Mar-10 (No. 217-01159)	Mar-11
Reference 20 dB Attenuator	SN: S5066 (20c)	30-Mar-10 (No. 217-01164)	Mar-11
Reference 30 dB Attenuator	SN: S5129 (30c)	30-Mar-10 (No. 217-01160)	Mar-11
Reference Probe ES3DV2	SN: 3013	30-Dec-09 (No. ES3-3013_Dec09)	Dec-10
DAE4	SN: 660	20-Apr-10 (No. DAE4-660_Apr10)	Apr-11

Secondary Standards	ID #	Check Date (in house)	Scheduled Check
RF generator HP 8548C	US3642U01700	4-Aug-09 (in house check Oct-09)	In house check: Oct-11
Network Analyzer HP 8733E	US37360585	18-Oct-01 (in house check Oct-10)	In house check: Oct-11

Calibrated by **Jelton Kaelin** Name **Jelton Kaelin** Function **Laboratory Technician**
Approved by **Katja Polunio** Name **Katja Polunio** Function **Technical Manager**


Signature



Issued: November 17, 2010

This calibration certificate shall not be reproduced except in full without written approval of the laboratory

Certificate No: **ET3-1644_Nov10**

Page 1 of 11

	Document Appendix D for the BlackBerry® Smartphone Model RDH71CW /RDQ71UW			Page 14(52)
Author Data Hang Wang	Dates of Test Jan 14 –June 09, 2011	Test Report No RTS-2605-1102-05B	FCC ID: L6ARDH70CW L6ARDQ70UW	IC ID 2503A-RDH70CW 2503A-RDQ70UW

**Calibration Laboratory of
Schmid & Partner
Engineering AG**
Zeughausstrasse 43, 8004 Zurich, Switzerland



S Schweizerischer Kalibrierdienst
C Service suisse d'étalonnage
S Servizio svizzero di taratura
S Swiss Calibration Service

Accredited by the Swiss Accreditation Service (SAS)

Accreditation No.: **SCS 108**

The Swiss Accreditation Service is one of the signatories to the EA
Multilateral Agreement for the recognition of calibration certificates

Glossary:


TSL	tissue simulating liquid
NORM _{x,y,z}	sensitivity in free space
ConvF	sensitivity in TSL / NORM _{x,y,z}
DCP	diode compression point
CF	crest factor (1/duty_cycle) of the RF signal
A, B, C	modulation dependent linearization parameters
Polarization ϕ	ϕ rotation around probe axis
Polarization θ	θ rotation around an axis that is in the plane normal to probe axis (at measurement center), i.e., $\theta = 0$ is normal to probe axis

Calibration is Performed According to the Following Standards:

- IEEE Std 1528-2003, "IEEE Recommended Practice for Determining the Peak Spatial-Averaged Specific Absorption Rate (SAR) in the Human Head from Wireless Communications Devices: Measurement Techniques", December 2003
- IEC 62209-1, "Procedure to measure the Specific Absorption Rate (SAR) for hand-held devices used in close proximity to the ear (frequency range of 300 MHz to 3 GHz)", February 2006

Methods Applied and Interpretation of Parameters:

- NORM_{x,y,z}**: Assessed for E-field polarization $\theta = 0$ ($f \leq 900$ MHz in TEM-cell; $f > 1800$ MHz: R22 waveguide). NORM_{x,y,z} are only intermediate values, i.e., the uncertainties of NORM_{x,y,z} does not effect the E²-field uncertainty inside TSL (see below ConvF).
- NORM(f)_{x,y,z}** = NORM_{x,y,z} * frequency_response (see Frequency Response Chart). This linearization is implemented in DASY4 software versions later than 4.2. The uncertainty of the frequency response is included in the stated uncertainty of ConvF.
- DCP_{x,y,z}**: DCP are numerical linearization parameters assessed based on the data of power sweep with CW signal (no uncertainty required). DCP does not depend on frequency nor media.
- A_{x,y,z}; B_{x,y,z}; C_{x,y,z}; VR_{x,y,z}**: A, B, C are numerical linearization parameters assessed based on the data of power sweep for specific modulation signal. The parameters do not depend on frequency nor media. VR is the maximum calibration range expressed in RMS voltage across the diode.
- ConvF and Boundary Effect Parameters**: Assessed in flat phantom using E-field (or Temperature Transfer Standard for $f \leq 800$ MHz) and inside waveguide using analytical field distributions based on power measurements for $f > 800$ MHz. The same setups are used for assessment of the parameters applied for boundary compensation (alpha, depth) of which typical uncertainty values are given. These parameters are used in DASY4 software to improve probe accuracy close to the boundary. The sensitivity in TSL corresponds to NORM_{x,y,z} * ConvF whereby the uncertainty corresponds to that given for ConvF. A frequency dependent ConvF is used in DASY version 4.4 and higher which allows extending the validity from ± 50 MHz to ± 100 MHz.
- Spherical isotropy (3D deviation from isotropy)**: in a field of low gradients realized using a flat phantom exposed by a patch antenna.
- Sensor Offset**: The sensor offset corresponds to the offset of virtual measurement center from the probe tip (on probe axis). No tolerance required.

	Document Appendix D for the BlackBerry® Smartphone Model RDH71CW /RDQ71UW			Page 15(52)
Author Data Hang Wang	Dates of Test Jan 14 –June 09, 2011	Test Report No RTS-2605-1102-05B	FCC ID: L6ARDH70CW L6ARDQ70UW	IC ID 2503A-RDH70CW 2503A-RDQ70UW

ET3DV6 SN:1644

November 16, 2010


Probe ET3DV6

SN:1644

Manufactured:	November 7, 2001
Last calibrated:	November 11, 2009
Recalibrated:	November 16, 2010

Calibrated for DASY/EASY Systems

(Note: non-compatible with DASY2 system.)

	Document Appendix D for the BlackBerry® Smartphone Model RDH71CW /RDQ71UW			Page 16(52)
Author Data Hang Wang	Dates of Test Jan 14 –June 09, 2011	Test Report No RTS-2605-1102-05B	FCC ID: L6ARDH70CW L6ARDQ70UW	IC ID 2503A-RDH70CW 2503A-RDQ70UW

ET3DV6 SN:1644

November 16, 2010

DASY/EASY - Parameters of Probe: ET3DV6 SN:1644

Basic Calibration Parameters

	Sensor X	Sensor Y	Sensor Z	Unc (k=2)
Norm ($\mu V/(V/m)^2$) ^A	1.83	1.95	2.01	± 10.1%
DCP (mV) ^B	97.9	97.9	96.6	

Modulation Calibration Parameters


UID	Communication System Name	PAR		A dB	B dBuV	C	VR mV	Unc ^C (k=2)
10000	CW	0.00	X	0.00	0.00	1.00	143.5	± 3.4 %
			Y	0.00	0.00	1.00	146.8	
			Z	0.00	0.00	1.00	148.4	

The reported uncertainty of measurement is stated as the standard uncertainty of measurement multiplied by the coverage factor k=2, which for a normal distribution corresponds to a coverage probability of approximately 95%.

^A The uncertainties of Norm X, Y, Z do not affect the E² field uncertainty inside TSL (see Pages 6 and 6).

^B Numerical linearization parameter, uncertainty not required.

^C Uncertainty is determined using the maximum deviation from linear response applying rectangular distribution and is expressed for the square of the field value.

	Document Appendix D for the BlackBerry® Smartphone Model RDH71CW /RDQ71UW			Page 17(52)
Author Data Hang Wang	Dates of Test Jan 14 –June 09, 2011	Test Report No RTS-2605-1102-05B	FCC ID: L6ARDH70CW L6ARDQ70UW	IC ID 2503A-RDH70CW 2503A-RDQ70UW

ET3DV6 SN:1644


November 16, 2010

DASY/EASY - Parameters of Probe: ET3DV6 SN:1644

Calibration Parameter Determined in Head Tissue Simulating Media

f [MHz]	Velocity [MHz]¹	Permittivity	Conductivity	ConvF X	ConvF Y	ConvF Z	Alpha	Depth Unc (k=2)
750	± 50 / ± 100	41.9 ± 5%	0.89 ± 5%	6.54	6.54	6.54	0.31	3.05 ± 11.0%
900	± 50 / ± 100	41.5 ± 5%	0.97 ± 5%	6.00	6.00	6.00	0.27	3.46 ± 11.0%
1810	± 50 / ± 100	40.0 ± 5%	1.40 ± 5%	5.09	5.09	5.09	0.40	2.50 ± 11.0%
2450	± 50 / ± 100	38.2 ± 5%	1.80 ± 5%	4.42	4.42	4.42	0.99	1.27 ± 11.0%

¹ The validity of ± 100 MHz only applies for DASY v4.4 and higher (see Page 2). The uncertainty is the RSS of the ConvF uncertainty at calibration frequency and the uncertainty for the indicated frequency band.

	Document Appendix D for the BlackBerry® Smartphone Model RDH71CW /RDQ71UW			Page 18(52)
Author Data Hang Wang	Dates of Test Jan 14 –June 09, 2011	Test Report No RTS-2605-1102-05B	FCC ID: L6ARDH70CW L6ARDQ70UW	IC ID 2503A-RDH70CW 2503A-RDQ70UW

ET3DV6 SN:1644


November 16, 2010

DASY/EASY - Parameters of Probe: ET3DV6 SN:1644

Calibration Parameter Determined in Body Tissue Simulating Media

f (MHz)	Validity (MHz)^c	Permittivity	Conductivity	ConvF X	ConvF Y	ConvF Z	Alpha	Depth Unc. (k=2)
750	± 50 / ± 100	55.5 ± 5%	0.96 ± 5%	6.14	6.14	6.14	0.31	3.06 ± 11.0%
900	± 50 / ± 100	55.0 ± 5%	1.05 ± 5%	5.93	5.93	5.93	0.36	2.71 ± 11.0%
1810	± 50 / ± 100	53.3 ± 5%	1.52 ± 5%	4.59	4.59	4.59	0.32	2.60 ± 11.0%
2450	± 50 / ± 100	52.7 ± 5%	1.95 ± 5%	4.05	4.05	4.05	0.99	1.23 ± 11.0%

^c The validity of ± 100 MHz only applies for DASY v4.4 and higher (see Page 2). The uncertainty is the RSS of the ConvF uncertainty at calibration frequency and the uncertainty for the indicated frequency band.

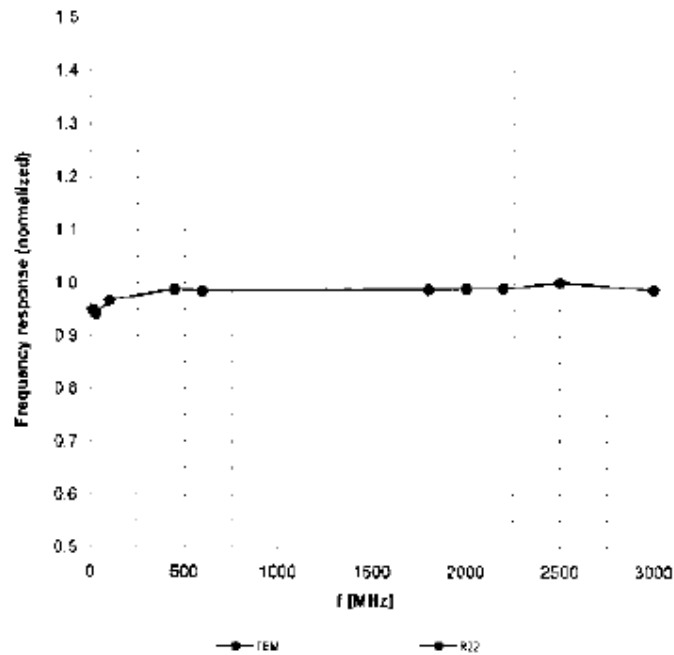
	Document Appendix D for the BlackBerry® Smartphone Model RDH71CW /RDQ71UW			Page 19(52)
Author Data Hang Wang	Dates of Test Jan 14 –June 09, 2011	Test Report No RTS-2605-1102-05B	FCC ID: L6ARDH70CW L6ARDQ70UW	IC ID 2503A-RDH70CW 2503A-RDQ70UW

ET3DV6 SN:1644


November 16, 2010

Frequency Response of E-Field

{TEM-Cell: n110 EXX, Waveguide: R22}



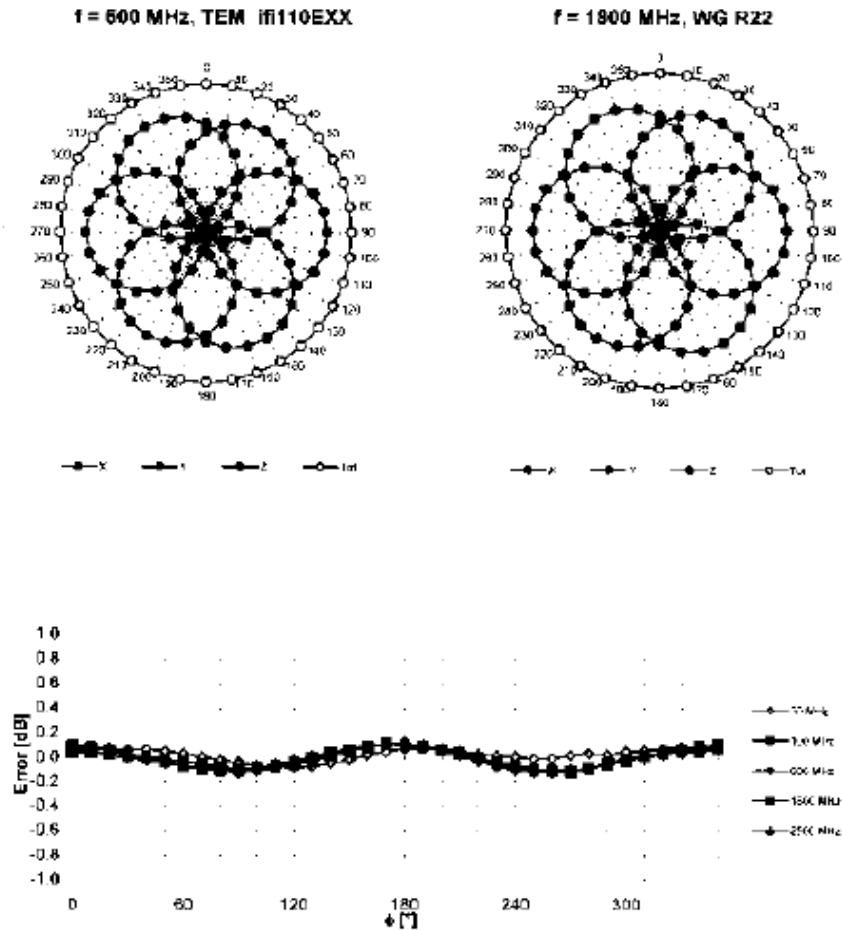
Uncertainty of Frequency Response of E-field: $\pm 6.3\%$ ($k=2$)

	Document Appendix D for the BlackBerry® Smartphone Model RDH71CW /RDQ71UW			Page 20(52)
Author Data Hang Wang	Dates of Test Jan 14 –June 09, 2011	Test Report No RTS-2605-1102-05B	FCC ID: L6ARDH70CW L6ARDQ70UW	IC ID 2503A-RDH70CW 2503A-RDQ70UW


ET3DV6 SN:1644

November 16, 2010

Receiving Pattern (ϕ), $\theta = 0^\circ$

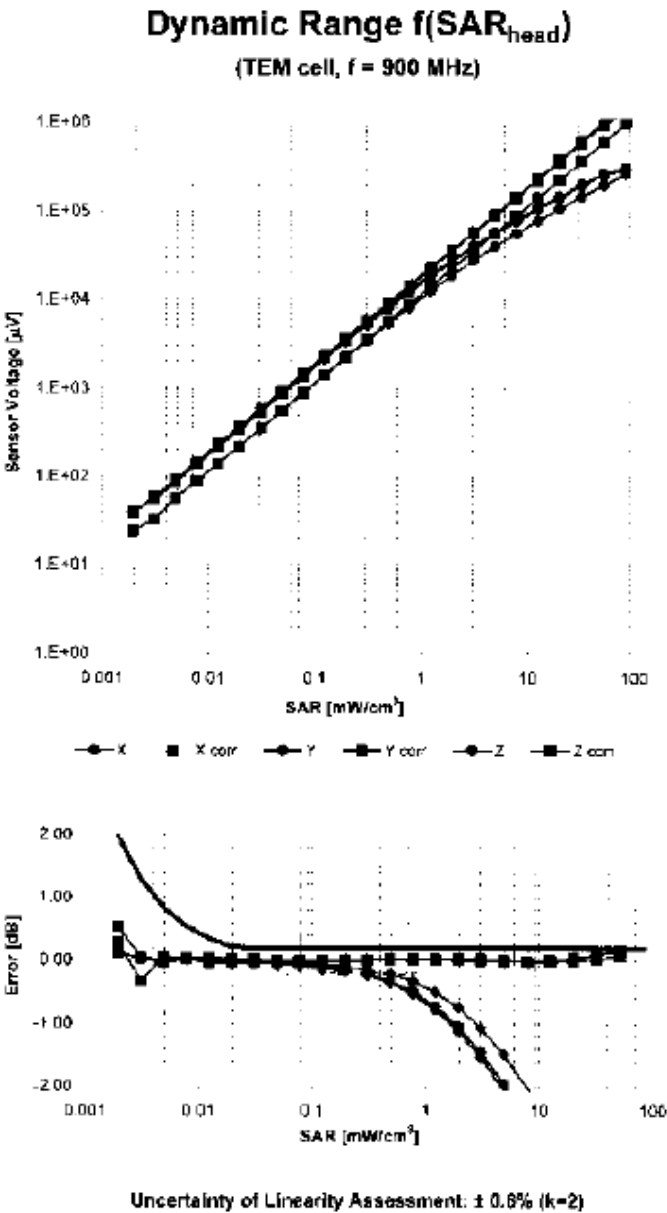



Uncertainty of Axial Isotropy Assessment: $\pm 0.5\%$ ($k=2$)

	Document Appendix D for the BlackBerry® Smartphone Model RDH71CW /RDQ71UW			Page 21(52)
Author Data Hang Wang	Dates of Test Jan 14 –June 09, 2011	Test Report No RTS-2605-1102-05B	FCC ID: L6ARDH70CW L6ARDQ70UW	IC ID 2503A-RDH70CW 2503A-RDQ70UW

ET3DV6 SN:1644

November 16, 2010

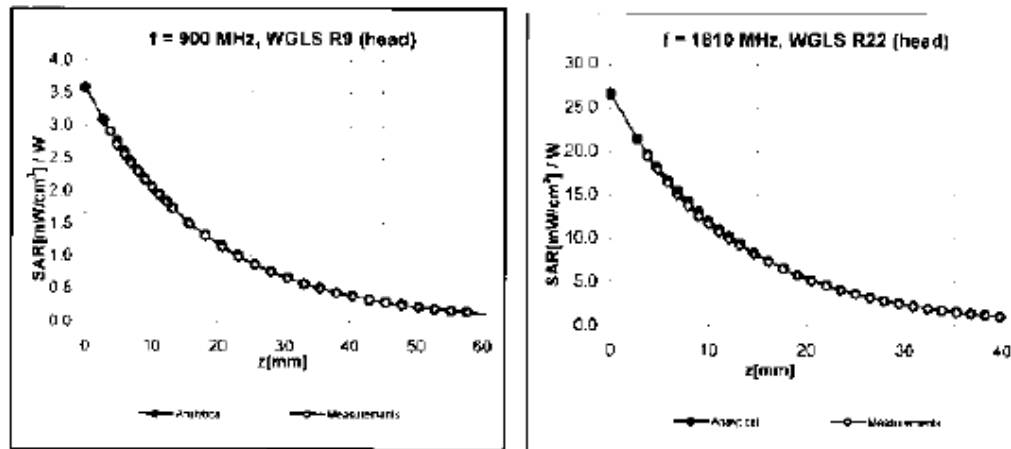


	Document Appendix D for the BlackBerry® Smartphone Model RDH71CW /RDQ71UW			Page 22(52)
Author Data Hang Wang	Dates of Test Jan 14 –June 09, 2011	Test Report No RTS-2605-1102-05B	FCC ID: L6ARDH70CW L6ARDQ70UW	IC ID 2503A-RDH70CW 2503A-RDQ70UW

ET3DV6 SN:1644

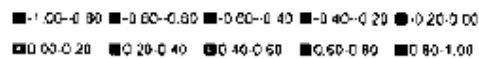
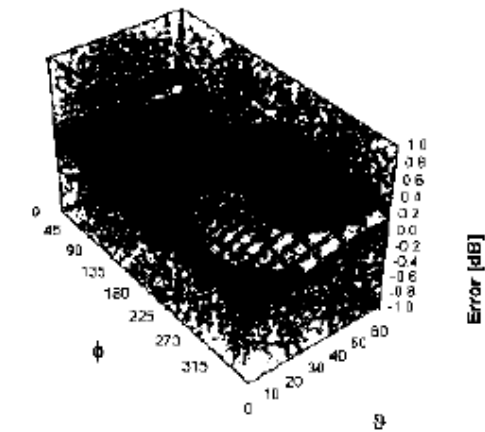
November 16, 2010

Conversion Factor Assessment




Deviation from Isotropy in HSL

Error (ϕ , θ), f = 900 MHz



Uncertainty of Spherical Isotropy Assessment: $\pm 2.5\%$ (k=2)


	Document			Page
	Appendix D for the BlackBerry® Smartphone Model RDH71CW /RDQ71UW			23(52)
Author Data Hang Wang	Dates of Test Jan 14 –June 09, 2011	Test Report No RTS-2605-1102-05B	FCC ID: L6ARDH70CW L6ARDQ70UW	IC ID 2503A-RDH70CW 2503A-RDQ70UW

ET3DV6 SN:1644

November 16, 2010

Other Probe Parameters

Sensor Arrangement	Triangular
Connector Angle (°)	Not applicable
Mechanical Surface Detection Mode	enabled
Optical Surface Detection Mode	enabled
Probe Overall Length	337 mm
Probe Body Diameter	10 mm
Tip Length	10 mm
Tip Diameter	6.8 mm
Probe Tip to Sensor X Calibration Point	2.7 mm
Probe Tip to Sensor Y Calibration Point	2.7 mm
Probe Tip to Sensor Z Calibration Point	2.7 mm
Recommended Measurement Distance from Surface	3.7 mm

	Document Appendix D for the BlackBerry® Smartphone Model RDH71CW /RDQ71UW			Page 24(52)
Author Data Hang Wang	Dates of Test Jan 14 –June 09, 2011	Test Report No RTS-2605-1102-05B	FCC ID: L6ARDH70CW L6ARDQ70UW	IC ID 2503A-RDH70CW 2503A-RDQ70UW

Calibration Laboratory of
Schmid & Partner
Engineering AG
Zeughausstrasse 43, 8004 Zurich, Switzerland



S Schweizerischer Kalibrierdienst
C Service suisse d'étalonnage
S Servizio svizzero di taratura
S Swiss Calibration Service

Accredited by the Swiss Accreditation Service (SAS)
The Swiss Accreditation Service is one of the signatories to the EA
Multilateral Agreement for the recognition of calibration certificates

Accreditation No.: **SCS 108**

Client **RTS (RIM Testing Services)**

Certificate No: **ES3-3225_Jan11**

CALIBRATION CERTIFICATE

Object **ES3DV3 - SN:3225**

Calibration procedure(s) **QA CAL-01.v7, QA CAL-23.v4 and QA CAL-25.v3
Calibration procedure for dosimetric E-field probes**

Calibration date: **January 13, 2011**

This calibration certificate documents the traceability to national standards, which realize the physical units of measurements (SI).
The measurements and the uncertainties with confidence probability are given on the following pages and are part of the certificate.

All calibrations have been conducted in the closed laboratory facility: environment temperature $(22 \pm 3)^{\circ}\text{C}$ and humidity $< 70\%$.


Calibration Equipment used (M&TE critical for calibration)

Primary Standards	ID #	Cal Date (Certificate No.)	Scheduled Calibration
Power meter E4419B	GB41293674	1-Apr-10 (No. 217-01136)	Apr-11
Power sensor E4412A	MY41495277	1-Apr-10 (No. 217-01136)	Apr-11
Power sensor E4412A	MY41498087	1-Apr-10 (No. 217-01136)	Apr-11
Reference 3 dB Attenuator	SN: S5054 (3c)	30-Mar-10 (No. 217-01159)	Mar-11
Reference 20 dB Attenuator	SN: S5086 (20b)	30-Mar-10 (No. 217-01161)	Mar-11
Reference 30 dB Attenuator	SN: S5129 (30b)	30-Mar-10 (No. 217-01160)	Mar-11
Reference Probe ES3DV2	SN: 3013	29-Dec-10 (No. ES3-3013_Dec10)	Dec-11
DAE4	SN: 660	20-Apr-10 (No. DAE4-660_Apr10)	Apr-11
Secondary Standards	ID #	Check Date (in house)	Scheduled Check
RF generator HP 8648C	US3642U01700	4-Aug-99 (in house check Oct-09)	In house check: Oct-11
Network Analyzer HP 8753E	US37380585	18-Oct-01 (in house check Oct-10)	In house check: Oct-11

Calibrated by:	Name Jeton Kastrioti	Function Laboratory Technician	Signature 
Approved by:	Name Katja Pokovic	Technical Manager	

Issued: January 15, 2011

This calibration certificate shall not be reproduced except in full without written approval of the laboratory.

	Document Appendix D for the BlackBerry® Smartphone Model RDH71CW /RDQ71UW			Page 25(52)
Author Data Hang Wang	Dates of Test Jan 14 –June 09, 2011	Test Report No RTS-2605-1102-05B	FCC ID: L6ARDH70CW L6ARDQ70UW	IC ID 2503A-RDH70CW 2503A-RDQ70UW

**Calibration Laboratory of
Schmid & Partner
Engineering AG**
Zeughausstrasse 43, 8004 Zurich, Switzerland



S Schweizerischer Kalibrierdienst
C Service suisse d'étalonnage
S Servizio svizzero di taratura
S Swiss Calibration Service

Accredited by the Swiss Accreditation Service (SAS)
The Swiss Accreditation Service is one of the signatories to the EA
Multilateral Agreement for the recognition of calibration certificates

Accreditation No.: **SCS 108**

Glossary:


TSL	tissue simulating liquid
NORM _{x,y,z}	sensitivity in free space
ConvF	sensitivity in TSL / NORM _{x,y,z}
DCP	diode compression point
CF	crest factor (1/duty_cycle) of the RF signal
A, B, C	modulation dependent linearization parameters
Polarization ϕ	ϕ rotation around probe axis
Polarization ϑ	ϑ rotation around an axis that is in the plane normal to probe axis (at measurement center), i.e., $\vartheta = 0$ is normal to probe axis

Calibration is Performed According to the Following Standards:

- IEEE Std 1528-2003, "IEEE Recommended Practice for Determining the Peak Spatial-Averaged Specific Absorption Rate (SAR) in the Human Head from Wireless Communications Devices: Measurement Techniques", December 2003
- IEC 62209-1, "Procedure to measure the Specific Absorption Rate (SAR) for hand-held devices used in close proximity to the ear (frequency range of 300 MHz to 3 GHz)", February 2005

Methods Applied and Interpretation of Parameters:

- NORM_{x,y,z}**: Assessed for E-field polarization $\vartheta = 0$ ($f \leq 900$ MHz in TEM-cell; $f > 1800$ MHz: R22 waveguide). NORM_{x,y,z} are only intermediate values, i.e., the uncertainties of NORM_{x,y,z} does not effect the E^2 -field uncertainty inside TSL (see below ConvF).
- NORM(f)_{x,y,z}** = NORM_{x,y,z} * frequency_response (see Frequency Response Chart). This linearization is implemented in DASY4 software versions later than 4.2. The uncertainty of the frequency response is included in the stated uncertainty of ConvF.
- DCP_{x,y,z}**: DCP are numerical linearization parameters assessed based on the data of power sweep with CW signal (no uncertainty required). DCP does not depend on frequency nor media.
- A_{x,y,z}; B_{x,y,z}; C_{x,y,z}; VR_{x,y,z}**: A, B, C are numerical linearization parameters assessed based on the data of power sweep for specific modulation signal. The parameters do not depend on frequency nor media. VR is the maximum calibration range expressed in RMS voltage across the diode.
- ConvF and Boundary Effect Parameters**: Assessed in flat phantom using E-field (or Temperature Transfer Standard for $f \leq 800$ MHz) and inside waveguide using analytical field distributions based on power measurements for $f > 800$ MHz. The same setups are used for assessment of the parameters applied for boundary compensation (alpha, depth) of which typical uncertainty values are given. These parameters are used in DASY4 software to improve probe accuracy close to the boundary. The sensitivity in TSL corresponds to NORM_{x,y,z} * ConvF whereby the uncertainty corresponds to that given for ConvF. A frequency dependent ConvF is used in DASY version 4.4 and higher which allows extending the validity from ± 50 MHz to ± 100 MHz.
- Spherical isotropy (3D deviation from isotropy)**: in a field of low gradients realized using a flat phantom exposed by a patch antenna.
- Sensor Offset**: The sensor offset corresponds to the offset of virtual measurement center from the probe tip (on probe axis). No tolerance required.

	Document Appendix D for the BlackBerry® Smartphone Model RDH71CW /RDQ71UW			Page 26(52)
Author Data Hang Wang	Dates of Test Jan 14 –June 09, 2011	Test Report No RTS-2605-1102-05B	FCC ID: L6ARDH70CW L6ARDQ70UW	IC ID 2503A-RDH70CW 2503A-RDQ70UW

ES3DV3 SN:3225

January 13, 2011


Probe ES3DV3

SN:3225

Manufactured:	September 1, 2009
Last calibrated:	December 11, 2009
Recalibrated:	January 13, 2011

Calibrated for DASY/EASY Systems

(Note: non-compatible with DASY2 system!)

	Document Appendix D for the BlackBerry® Smartphone Model RDH71CW /RDQ71UW			Page 27(52)
Author Data Hang Wang	Dates of Test Jan 14 –June 09, 2011	Test Report No RTS-2605-1102-05B	FCC ID: L6ARDH70CW L6ARDQ70UW	IC ID 2503A-RDH70CW 2503A-RDQ70UW

ES3DV3 SN:3225

January 13, 2011

DASY/EASY - Parameters of Probe: ES3DV3 SN:3225

Basic Calibration Parameters

	Sensor X	Sensor Y	Sensor Z	Unc (k=2)
Norm ($\mu\text{V}/(\text{V/m})^2$) ^A	1.26	1.21	1.31	± 10.1%
DCP (mV) ^B	102.1	100.8	99.1	

Modulation Calibration Parameters


UID	Communication System Name	PAR		A dB	B dBuV	C	VR mV	Unc ^E (k=2)
10000	CW	0.00	X	0.00	0.00	1.00	149.8	± 2.6 %
			Y	0.00	0.00	1.00	148.1	
			Z	0.00	0.00	1.00	110.7	

The reported uncertainty of measurement is stated as the standard uncertainty of measurement multiplied by the coverage factor k=2, which for a normal distribution corresponds to a coverage probability of approximately 95%.

^A The uncertainties of NormX,Y,Z do not affect the E²-field uncertainty inside TSL (see Pages 5 and 6).

^B Numerical linearization parameter: uncertainty not required.

^E Uncertainty is determined using the maximum deviation from linear response applying rectangular distribution and is expressed for the square of the field value

	Document Appendix D for the BlackBerry® Smartphone Model RDH71CW /RDQ71UW			Page 28(52)
Author Data Hang Wang	Dates of Test Jan 14 –June 09, 2011	Test Report No RTS-2605-1102-05B	FCC ID: L6ARDH70CW L6ARDQ70UW	IC ID 2503A-RDH70CW 2503A-RDQ70UW

ES3DV3 SN:3225


January 13, 2011

DASY/EASY - Parameters of Probe: ES3DV3 SN:3225

Calibration Parameter Determined in Head Tissue Simulating Media

f [MHz]	Validity [MHz]^C	Permittivity	Conductivity	ConvF X	ConvF Y	ConvF Z	Alpha	Depth Unc (k=2)
750	± 50 / ± 100	41.9 ± 5%	0.89 ± 5%	6.47	6.47	6.47	0.89	1.08 ± 11.0%
900	± 50 / ± 100	41.5 ± 5%	0.97 ± 5%	6.11	6.11	6.11	0.81	1.10 ± 11.0%
1810	± 50 / ± 100	40.0 ± 5%	1.40 ± 5%	5.26	5.26	5.26	0.37	1.68 ± 11.0%
1950	± 50 / ± 100	40.0 ± 5%	1.40 ± 5%	4.98	4.98	4.98	0.48	1.51 ± 11.0%
2450	± 50 / ± 100	39.2 ± 5%	1.80 ± 5%	4.60	4.60	4.60	0.52	1.54 ± 11.0%
2600	± 50 / ± 100	39.0 ± 5%	1.96 ± 5%	4.52	4.52	4.52	0.53	1.58 ± 11.0%

^C The validity of ± 100 MHz only applies for DASY v4.4 and higher (see Page 2). The uncertainty is the RSS of the ConvF uncertainty at calibration frequency and the uncertainty for the indicated frequency band.

	Document Appendix D for the BlackBerry® Smartphone Model RDH71CW /RDQ71UW			Page 29(52)
Author Data Hang Wang	Dates of Test Jan 14 –June 09, 2011	Test Report No RTS-2605-1102-05B	FCC ID: L6ARDH70CW L6ARDQ70UW	IC ID 2503A-RDH70CW 2503A-RDQ70UW

ES3DV3 SN:3225


January 13, 2011

DASY/EASY - Parameters of Probe: ES3DV3 SN:3225

Calibration Parameter Determined in Body Tissue Simulating Media

f [MHz]	Validity [MHz] [Ⓒ]	Permittivity	Conductivity	ConvF X	ConvF Y	ConvF Z	Alpha	Depth Unc (k=2)
750	± 50 / ± 100	55.5 ± 5%	0.96 ± 5%	6.30	6.30	6.30	0.76	1.17 ± 11.0%
900	± 50 / ± 100	55.0 ± 5%	1.05 ± 5%	6.12	6.12	6.12	0.72	1.20 ± 11.0%
1810	± 50 / ± 100	53.3 ± 5%	1.52 ± 5%	4.88	4.88	4.88	0.26	2.70 ± 11.0%
1950	± 50 / ± 100	53.3 ± 5%	1.52 ± 5%	4.89	4.89	4.89	0.33	2.28 ± 11.0%
2450	± 50 / ± 100	52.7 ± 5%	1.95 ± 5%	4.43	4.43	4.43	0.99	1.04 ± 11.0%
2600	± 50 / ± 100	52.5 ± 5%	2.16 ± 5%	4.29	4.29	4.29	0.99	1.05 ± 11.0%

[Ⓒ] The validity of ± 100 MHz only applies for DASY v4.4 and higher (see Page 2). The uncertainty is the RSS of the ConvF uncertainty at calibration frequency and the uncertainty for the indicated frequency band.

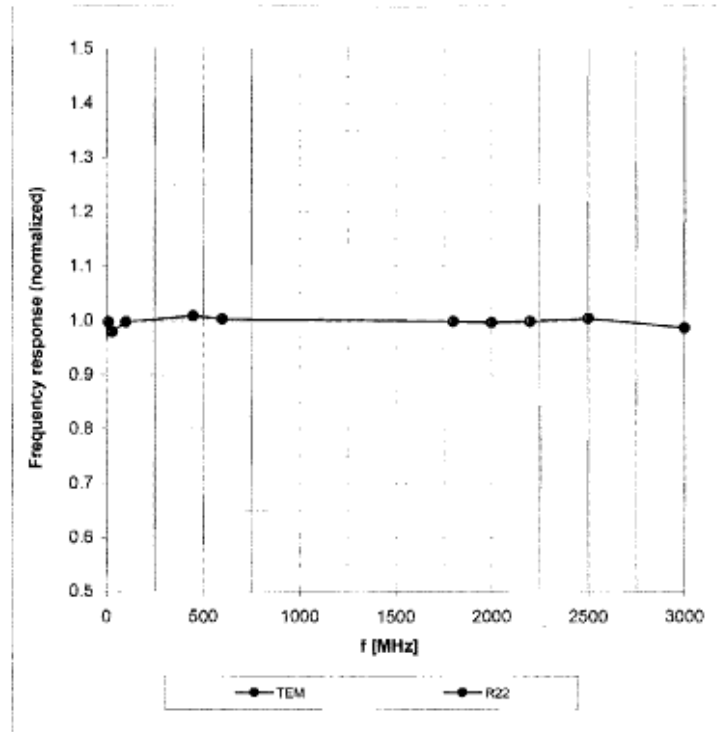
	Document Appendix D for the BlackBerry® Smartphone Model RDH71CW /RDQ71UW			Page 30(52)
Author Data Hang Wang	Dates of Test Jan 14 –June 09, 2011	Test Report No RTS-2605-1102-05B	FCC ID: L6ARDH70CW L6ARDQ70UW	IC ID 2503A-RDH70CW 2503A-RDQ70UW

ES3DV3 SN:3225


January 13, 2011

Frequency Response of E-Field

(TEM-Cell:ifi110 EXX, Waveguide: R22)



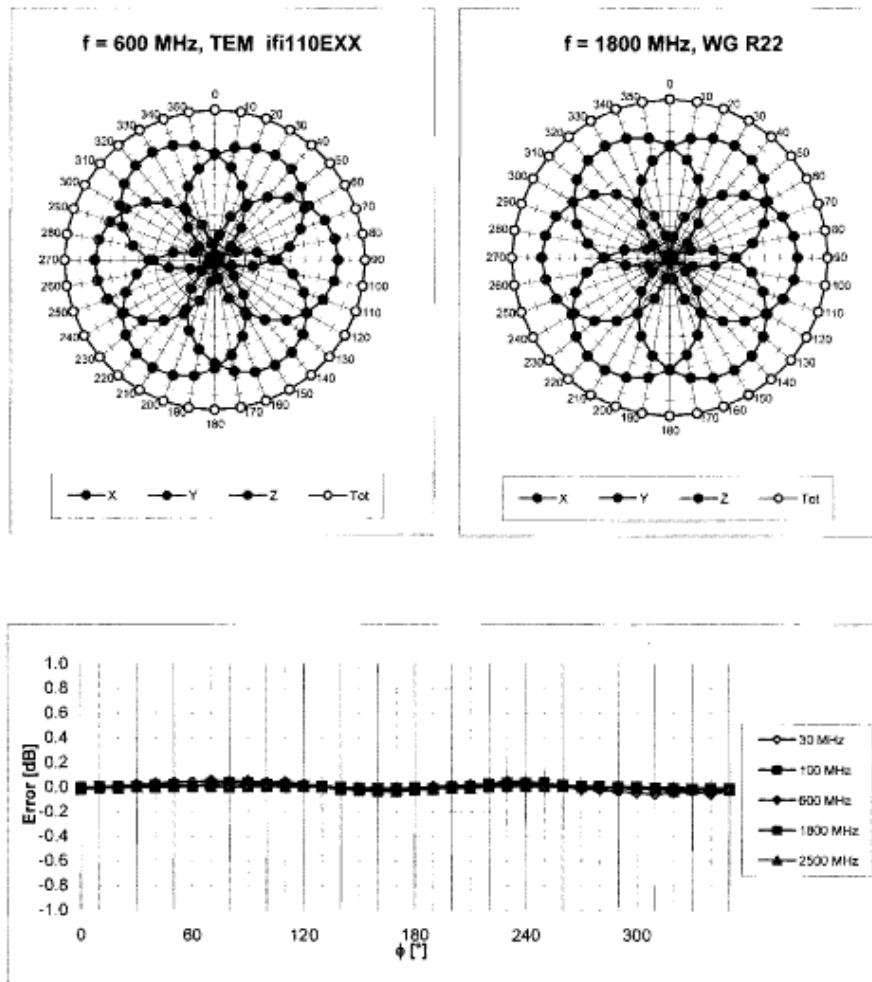
Uncertainty of Frequency Response of E-field: $\pm 6.3\%$ ($k=2$)

	Document Appendix D for the BlackBerry® Smartphone Model RDH71CW /RDQ71UW			Page 31(52)
Author Data Hang Wang	Dates of Test Jan 14 –June 09, 2011	Test Report No RTS-2605-1102-05B	FCC ID: L6ARDH70CW L6ARDQ70UW	IC ID 2503A-RDH70CW 2503A-RDQ70UW


ES3DV3 SN:3225

January 13, 2011

Receiving Pattern (ϕ), $\theta = 0^\circ$



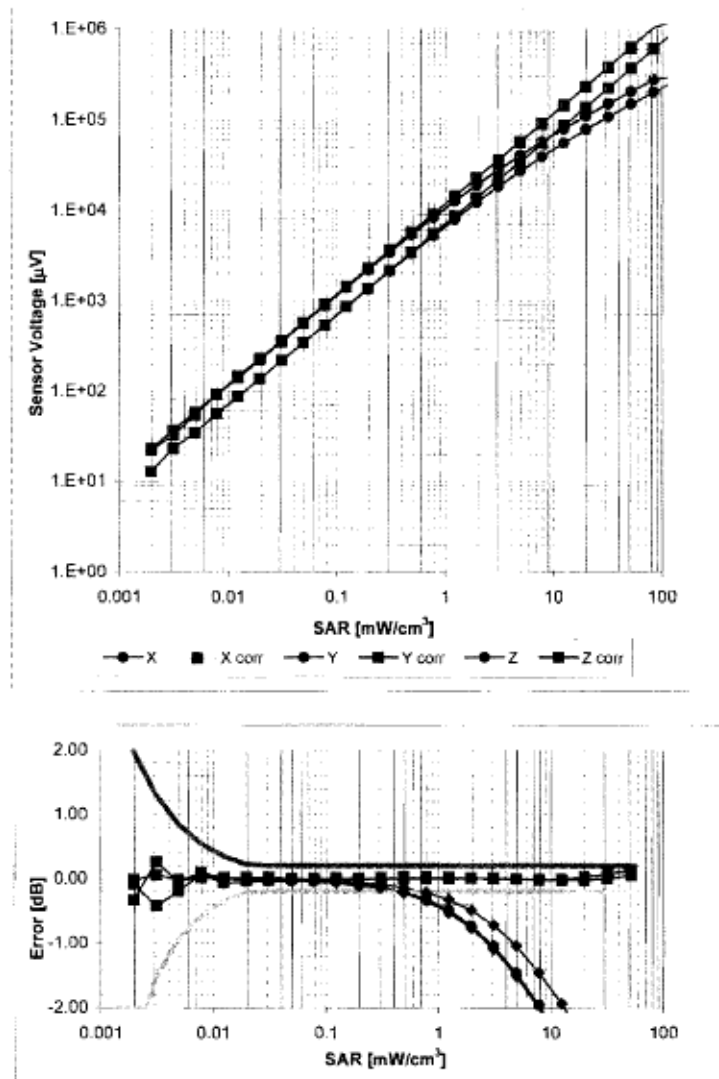
Uncertainty of Axial Isotropy Assessment: $\pm 0.5\%$ ($k=2$)

	Document Appendix D for the BlackBerry® Smartphone Model RDH71CW /RDQ71UW			Page 32(52)
Author Data Hang Wang	Dates of Test Jan 14 –June 09, 2011	Test Report No RTS-2605-1102-05B	FCC ID: L6ARDH70CW L6ARDQ70UW	IC ID 2503A-RDH70CW 2503A-RDQ70UW


ES3DV3 SN:3225

January 13, 2011

Dynamic Range f(SAR_{head}) (TEM cell, f = 900 MHz)



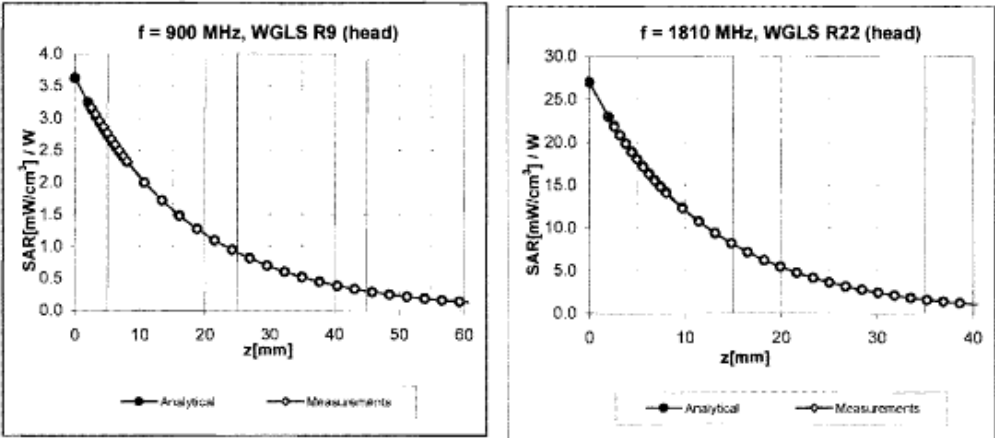
Uncertainty of Linearity Assessment: ± 0.6% (k=2)

	Document Appendix D for the BlackBerry® Smartphone Model RDH71CW /RDQ71UW			Page 33(52)
Author Data Hang Wang	Dates of Test Jan 14 –June 09, 2011	Test Report No RTS-2605-1102-05B	FCC ID: L6ARDH70CW L6ARDQ70UW	IC ID 2503A-RDH70CW 2503A-RDQ70UW

ES3DV3 SN:3225

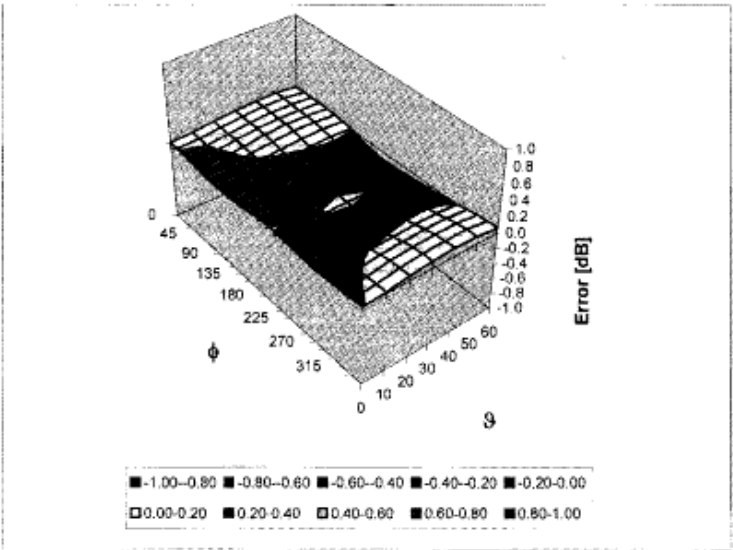
January 13, 2011

Conversion Factor Assessment




Deviation from Isotropy in HSL

Error (φ, θ), f = 900 MHz



Uncertainty of Spherical Isotropy Assessment: ± 2.6% (k=2)


	Document Appendix D for the BlackBerry® Smartphone Model RDH71CW /RDQ71UW			Page 34(52)
Author Data Hang Wang	Dates of Test Jan 14 –June 09, 2011	Test Report No RTS-2605-1102-05B	FCC ID: L6ARDH70CW L6ARDQ70UW	IC ID 2503A-RDH70CW 2503A-RDQ70UW

ES3DV3 SN:3225

January 13, 2011

Other Probe Parameters

Sensor Arrangement	Triangular
Connector Angle (°)	Not applicable
Mechanical Surface Detection Mode	enabled
Optical Surface Detection Mode	disabled
Probe Overall Length	337 mm
Probe Body Diameter	10 mm
Tip Length	10 mm
Tip Diameter	4 mm
Probe Tip to Sensor X Calibration Point	2 mm
Probe Tip to Sensor Y Calibration Point	2 mm
Probe Tip to Sensor Z Calibration Point	2 mm
Recommended Measurement Distance from Surface	3 mm

	Document Appendix D for the BlackBerry® Smartphone Model RDH71CW /RDQ71UW			Page 35(52)
Author Data Hang Wang	Dates of Test Jan 14 –June 09, 2011	Test Report No RTS-2605-1102-05B	FCC ID: L6ARDH70CW L6ARDQ70UW	IC ID 2503A-RDH70CW 2503A-RDQ70UW

Calibration Laboratory of
Schmid & Partner
Engineering AG
Zeughausstrasse 43, 8004 Zurich, Switzerland



S Schweizerischer Kalibrierdienst
C Service suisse d'étalonnage
S Servizio svizzero di taratura
S Swiss Calibration Service



Accredited by the Swiss Accreditation Service (SAS)
The Swiss Accreditation Service is one of the signatories to the EA
Multilateral Agreement for the recognition of calibration certificates

Accreditation No.: **SCS 108**

Client **RTS (RIM Testing Services)**


Certificate No: **D835V2-446_Jan11**

CALIBRATION CERTIFICATE

Object	D835V2 - SN: 446		
Calibration procedure(s)	QA CAL-05.v8 Calibration procedure for dipole validation kits		
Calibration date:	January 21, 2011		
<p>This calibration certificate documents the traceability to national standards, which realize the physical units of measurements (SI). The measurements and the uncertainties with confidence probability are given on the following pages and are part of the certificate.</p> <p>All calibrations have been conducted in the closed laboratory facility: environment temperature (22 ± 3)°C and humidity < 70%.</p> <p>Calibration Equipment used (M&TE critical for calibration)</p>			
Primary Standards	ID #	Cal Date (Certificate No.)	Scheduled Calibration
Power meter EPM-442A	GB37480704	06-Oct-10 (No. 217-01266)	Oct-11
Power sensor HP 8481A	US37292783	06-Oct-10 (No. 217-01266)	Oct-11
Reference 20 dB Attenuator	SN: 5086 (20g)	30-Mar-10 (No. 217-01158)	Mar-11
Type-N mismatch combination	SN: 5047.2 / 06327	30-Mar-10 (No. 217-01162)	Mar-11
Reference Probe ES3DV3	SN: 3205	30-Apr-10 (No. ES3-3205_Apr10)	Apr-11
DAE4	SN: 601	10-Jun-10 (No. DAE4-601_Jun10)	Jun-11
Secondary Standards	ID #	Check Date (in house)	Scheduled Check
Power sensor HP 8481A	MY41092317	18-Oct-02 (in house check Oct-09)	In house check: Oct-11
RF generator R&S SMT-06	100005	4-Aug-99 (in house check Oct-09)	In house check: Oct-11
Network Analyzer HP 8753E	US37390585 S4206	18-Oct-01 (in house check Oct-10)	In house check: Oct-11
Calibrated by:	Name Dimce Iliev	Function Laboratory Technician	Signature 
Approved by:	Name Katja Pokovic	Technical Manager	
<p>This calibration certificate shall not be reproduced except in full without written approval of the laboratory.</p> <p>Issued: January 21, 2011</p>			

Certificate No: D835V2-446_Jan11

Page 1 of 6

	Document Appendix D for the BlackBerry® Smartphone Model RDH71CW /RDQ71UW			Page 36(52)
Author Data Hang Wang	Dates of Test Jan 14 –June 09, 2011	Test Report No RTS-2605-1102-05B	FCC ID: L6ARDH70CW L6ARDQ70UW	IC ID 2503A-RDH70CW 2503A-RDQ70UW

Calibration Laboratory of
Schmid & Partner
Engineering AG
Zeughausstrasse 43, 8004 Zurich, Switzerland



S Schweizerischer Kalibrierdienst
C Service suisse d'étalonnage
S Servizio svizzero di taratura
S Swiss Calibration Service

Accredited by the Swiss Accreditation Service (SAS)
The Swiss Accreditation Service is one of the signatories to the EA
Multilateral Agreement for the recognition of calibration certificates

Accreditation No.: **SCS 108**

Glossary:

TSL tissue simulating liquid
ConvF sensitivity in TSL / NORM x,y,z
N/A not applicable or not measured

Calibration is Performed According to the Following Standards:


- IEEE Std 1528-2003, "IEEE Recommended Practice for Determining the Peak Spatial-Averaged Specific Absorption Rate (SAR) in the Human Head from Wireless Communications Devices: Measurement Techniques", December 2003
- IEC 62209-1, "Procedure to measure the Specific Absorption Rate (SAR) for hand-held devices used in close proximity to the ear (frequency range of 300 MHz to 3 GHz)", February 2005
- Federal Communications Commission Office of Engineering & Technology (FCC OET), "Evaluating Compliance with FCC Guidelines for Human Exposure to Radiofrequency Electromagnetic Fields; Additional Information for Evaluating Compliance of Mobile and Portable Devices with FCC Limits for Human Exposure to Radiofrequency Emissions", Supplement C (Edition 01-01) to Bulletin 65

Additional Documentation:

- DASY4/5 System Handbook

Methods Applied and Interpretation of Parameters:

- Measurement Conditions:** Further details are available from the Validation Report at the end of the certificate. All figures stated in the certificate are valid at the frequency indicated.
- Antenna Parameters with TSL:** The dipole is mounted with the spacer to position its feed point exactly below the center marking of the flat phantom section, with the arms oriented parallel to the body axis.
- Feed Point Impedance and Return Loss:** These parameters are measured with the dipole positioned under the liquid filled phantom. The impedance stated is transformed from the measurement at the SMA connector to the feed point. The Return Loss ensures low reflected power. No uncertainty required.
- Electrical Delay:** One-way delay between the SMA connector and the antenna feed point. No uncertainty required.
- SAR measured:** SAR measured at the stated antenna input power.
- SAR normalized:** SAR as measured, normalized to an input power of 1 W at the antenna connector.
- SAR for nominal TSL parameters:** The measured TSL parameters are used to calculate the nominal SAR result.

	Document Appendix D for the BlackBerry® Smartphone Model RDH71CW /RDQ71UW			Page 37(52)
Author Data Hang Wang	Dates of Test Jan 14 –June 09, 2011	Test Report No RTS-2605-1102-05B	FCC ID: L6ARDH70CW L6ARDQ70UW	IC ID 2503A-RDH70CW 2503A-RDQ70UW

Measurement Conditions

DASY system configuration, as far as not given on page 1.

DASY Version	DASY5	V52.6
Extrapolation	Advanced Extrapolation	
Phantom	Modular Flat Phantom V4.9	
Distance Dipole Center - TSL	15 mm	with Spacer
Zoom Scan Resolution	dx, dy, dz = 5 mm	
Frequency	835 MHz ± 1 MHz	

Head TSL parameters


The following parameters and calculations were applied.

	Temperature	Permittivity	Conductivity
Nominal Head TSL parameters	22.0 °C	41.5	0.90 mho/m
Measured Head TSL parameters	(22.0 ± 0.2) °C	41.3 ± 6 %	0.89 mho/m ± 6 %
Head TSL temperature during test	(21.8 ± 0.2) °C	----	----

SAR result with Head TSL

SAR averaged over 1 cm³ (1 g) of Head TSL	Condition	
SAR measured	250 mW input power	2.39 mW / g
SAR normalized	normalized to 1W	9.56 mW / g
SAR for nominal Head TSL parameters	normalized to 1W	9.63 mW /g ± 17.0 % (k=2)

SAR averaged over 10 cm³ (10 g) of Head TSL	condition	
SAR measured	250 mW input power	1.56 mW / g
SAR normalized	normalized to 1W	6.24 mW / g
SAR for nominal Head TSL parameters	normalized to 1W	6.27 mW /g ± 16.5 % (k=2)

	Document Appendix D for the BlackBerry® Smartphone Model RDH71CW /RDQ71UW			Page 38(52)
Author Data Hang Wang	Dates of Test Jan 14 –June 09, 2011	Test Report No RTS-2605-1102-05B	FCC ID: L6ARDH70CW L6ARDQ70UW	IC ID 2503A-RDH70CW 2503A-RDQ70UW

Appendix

Antenna Parameters with Head TSL

Impedance, transformed to feed point	49.6 Ω - 7.7 $j\Omega$
Return Loss	- 22.2 dB

General Antenna Parameters and Design

Electrical Delay (one direction)	1.386 ns
----------------------------------	----------


After long term use with 100W radiated power, only a slight warming of the dipole near the feedpoint can be measured.

The dipole is made of standard semirigid coaxial cable. The center conductor of the feeding line is directly connected to the second arm of the dipole. The antenna is therefore short-circuited for DC-signals.

No excessive force must be applied to the dipole arms, because they might bend or the soldered connections near the feedpoint may be damaged.

Additional EUT Data

Manufactured by	SPEAG
Manufactured on	October 24, 2001

	Document Appendix D for the BlackBerry® Smartphone Model RDH71CW /RDQ71UW			Page 39(52)
Author Data Hang Wang	Dates of Test Jan 14 –June 09, 2011	Test Report No RTS-2605-1102-05B	FCC ID: L6ARDH70CW L6ARDQ70UW	IC ID 2503A-RDH70CW 2503A-RDQ70UW

DASY5 Validation Report for Head TSL

Date/Time: 21.01.2011 10:18:05

Test Laboratory: SPEAG, Zurich, Switzerland

DUT: Dipole 835 MHz; Type: D835V2; Serial: D835V2 - SN:446

Communication System: CW; Frequency: 835 MHz; Duty Cycle: 1:1

Medium: HSL900

Medium parameters used: $f = 835 \text{ MHz}$; $\sigma = 0.89 \text{ mho/m}$; $\epsilon_r = 41.2$; $\rho = 1000 \text{ kg/m}^3$

Phantom section: Flat Section

Measurement Standard: DASY5 (IEEE/IEC/ANSI C63.19-2007)

DASY5 Configuration:

- Probe: ES3DV3 - SN3205; ConvF(6.03, 6.03, 6.03); Calibrated: 30.04.2010
- Sensor-Surface: 3mm (Mechanical Surface Detection)
- Electronics: DAE4 Sn601; Calibrated: 10.06.2010
- Phantom: Flat Phantom 4.9L; Type: QD000P49AA; Serial: 1001
- Measurement SW: DASY52, V52.6.1 Build (408)
- Postprocessing SW: SEMCAD X, V14.4.2 Build (2595)

Pin=250 mW /d=15mm, dist=3.0mm (ES-Probe)/Zoom Scan (7x7x7) /Cube 0: Measurement


grid: dx=5mm, dy=5mm, dz=5mm


Reference Value = 57.426 V/m; Power Drift = 0.04 dB

Peak SAR (extrapolated) = 3.600 W/kg

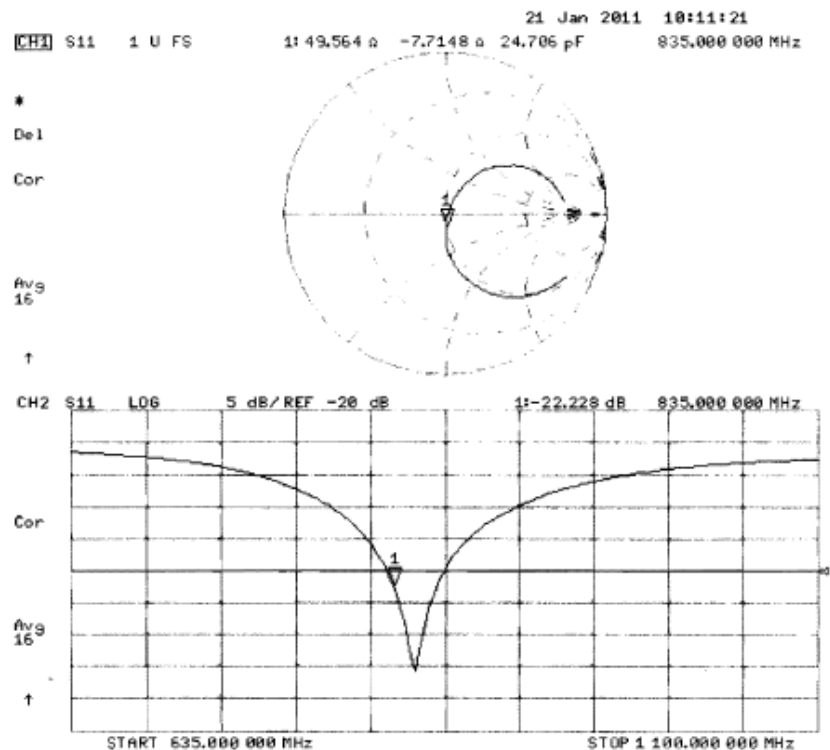
SAR(1 g) = 2.39 mW/g; SAR(10 g) = 1.56 mW/g


Maximum value of SAR (measured) = 2.790 mW/g



	Document Appendix D for the BlackBerry® Smartphone Model RDH71CW /RDQ71UW			Page 40(52)
Author Data Hang Wang	Dates of Test Jan 14 –June 09, 2011	Test Report No RTS-2605-1102-05B	FCC ID: L6ARDH70CW L6ARDQ70UW	IC ID 2503A-RDH70CW 2503A-RDQ70UW

Impedance Measurement Plot for Head TSL



	Document Appendix D for the BlackBerry® Smartphone Model RDH71CW /RDQ71UW			Page 41(52)
Author Data Hang Wang	Dates of Test Jan 14 –June 09, 2011	Test Report No RTS-2605-1102-05B	FCC ID: L6ARDH70CW L6ARDQ70UW	IC ID 2503A-RDH70CW 2503A-RDQ70UW

**Calibration Laboratory of
Schmid & Partner
Engineering AG**
Zeughausstrasse 43, 8004 Zurich, Switzerland



S Schweizerischer Kalibrierdienst
C Service suisse d'étalonnage
S Servizio svizzero di taratura
S Swiss Calibration Service

Accredited by the Swiss Accreditation Service (SAS)
The Swiss Accreditation Service is one of the signatories to the EA
Multilateral Agreement for the recognition of calibration certificates

Accreditation No.: **SCS 108**

Client **RTS (RIM Testing Services)**

Certificate No: **D1900V2-545_Jan11**

CALIBRATION CERTIFICATE

Object **D1900V2 - SN: 545**

Calibration procedure(s) **QA CAL-05.v8
Calibration procedure for dipole validation kits**

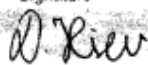

Calibration date: **January 13, 2011**

This calibration certificate documents the traceability to national standards, which realize the physical units of measurements (SI).
The measurements and the uncertainties with confidence probability are given on the following pages and are part of the certificate.

All calibrations have been conducted in the closed laboratory facility: environment temperature (22 ± 3)°C and humidity < 70%.


Calibration Equipment used (M&TE critical for calibration)

Primary Standards	ID #	Cal Date (Certificate No.)	Scheduled Calibration
Power meter EPM-442A	GB37480704	06-Oct-10 (No. 217-01266)	Oct-11
Power sensor HP 8481A	US37292783	06-Oct-10 (No. 217-01266)	Oct-11
Reference 20 dB Attenuator	SN: 5086 (20g)	30-Mar-10 (No. 217-01158)	Mar-11
Type-N mismatch combination	SN: 5047.2 / 06327	30-Mar-10 (No. 217-01162)	Mar-11
Reference Probe ES3DV3	SN: 3205	30-Apr-10 (No. ES3-3205_Apr10)	Apr-11
DAE4	SN: 601	10-Jun-10 (No. DAE4-601_Jun10)	Jun-11
Secondary Standards	ID #	Check Date (in house)	Scheduled Check
Power sensor HP 8481A	MY41092317	18-Oct-02 (in house check Oct-09)	In house check: Oct-11
RF generator R&S SMT-06	100005	4-Aug-99 (in house check Oct-09)	In house check: Oct-11
Network Analyzer HP 8753E	US37390585 S4206	18-Oct-01 (in house check Oct-10)	In house check: Oct-11

Calibrated by: **Dimce Iliev** Function **Laboratory Technician** Signature 
Approved by: **Katja Pokovic** Technical Manager Signature 

Issued: January 14, 2011

This calibration certificate shall not be reproduced except in full without written approval of the laboratory.

	Document Appendix D for the BlackBerry® Smartphone Model RDH71CW /RDQ71UW			Page 42(52)
Author Data Hang Wang	Dates of Test Jan 14 –June 09, 2011	Test Report No RTS-2605-1102-05B	FCC ID: L6ARDH70CW L6ARDQ70UW	IC ID 2503A-RDH70CW 2503A-RDQ70UW

Calibration Laboratory of
Schmid & Partner
Engineering AG
Zeughausstrasse 43, 8004 Zurich, Switzerland



S Schweizerischer Kalibrierdienst
C Service suisse d'étalonnage
S Servizio svizzero di taratura
S Swiss Calibration Service

Accredited by the Swiss Accreditation Service (SAS)
The Swiss Accreditation Service is one of the signatories to the EA
Multilateral Agreement for the recognition of calibration certificates

Accreditation No.: **SCS 108**

Glossary:

TSL tissue simulating liquid
ConvF sensitivity in TSL / NORM x,y,z
N/A not applicable or not measured

Calibration is Performed According to the Following Standards:


- IEEE Std 1528-2003, "IEEE Recommended Practice for Determining the Peak Spatial-Averaged Specific Absorption Rate (SAR) in the Human Head from Wireless Communications Devices: Measurement Techniques", December 2003
- IEC 62209-1, "Procedure to measure the Specific Absorption Rate (SAR) for hand-held devices used in close proximity to the ear (frequency range of 300 MHz to 3 GHz)", February 2005
- Federal Communications Commission Office of Engineering & Technology (FCC OET), "Evaluating Compliance with FCC Guidelines for Human Exposure to Radiofrequency Electromagnetic Fields; Additional Information for Evaluating Compliance of Mobile and Portable Devices with FCC Limits for Human Exposure to Radiofrequency Emissions", Supplement C (Edition 01-01) to Bulletin 65

Additional Documentation:

- DASY4/5 System Handbook

Methods Applied and Interpretation of Parameters:

- Measurement Conditions:** Further details are available from the Validation Report at the end of the certificate. All figures stated in the certificate are valid at the frequency indicated.
- Antenna Parameters with TSL:** The dipole is mounted with the spacer to position its feed point exactly below the center marking of the flat phantom section, with the arms oriented parallel to the body axis.
- Feed Point Impedance and Return Loss:** These parameters are measured with the dipole positioned under the liquid filled phantom. The impedance stated is transformed from the measurement at the SMA connector to the feed point. The Return Loss ensures low reflected power. No uncertainty required.
- Electrical Delay:** One-way delay between the SMA connector and the antenna feed point. No uncertainty required.
- SAR measured:** SAR measured at the stated antenna input power.
- SAR normalized:** SAR as measured, normalized to an input power of 1 W at the antenna connector.
- SAR for nominal TSL parameters:** The measured TSL parameters are used to calculate the nominal SAR result.

	Document Appendix D for the BlackBerry® Smartphone Model RDH71CW /RDQ71UW			Page 43(52)
Author Data Hang Wang	Dates of Test Jan 14 –June 09, 2011	Test Report No RTS-2605-1102-05B	FCC ID: L6ARDH70CW L6ARDQ70UW	IC ID 2503A-RDH70CW 2503A-RDQ70UW

Measurement Conditions

DASY system configuration, as far as not given on page 1.

DASY Version	DASY5	V52.6
Extrapolation	Advanced Extrapolation	
Phantom	Modular Flat Phantom V5.0	
Distance Dipole Center - TSL	10 mm	with Spacer
Zoom Scan Resolution	dx, dy, dz = 5 mm	
Frequency	1900 MHz ± 1 MHz	

Head TSL parameters


The following parameters and calculations were applied.

	Temperature	Permittivity	Conductivity
Nominal Head TSL parameters	22.0 °C	40.0	1.40 mho/m
Measured Head TSL parameters	(22.0 ± 0.2) °C	38.5 ± 6 %	1.43 mho/m ± 6 %
Head TSL temperature during test	(21.2 ± 0.2) °C	----	----

SAR result with Head TSL

SAR averaged over 1 cm³ (1 g) of Head TSL	Condition	
SAR measured	250 mW input power	10.2 mW / g
SAR normalized	normalized to 1W	40.8 mW / g
SAR for nominal Head TSL parameters	normalized to 1W	40.0 mW /g ± 17.0 % (k=2)

SAR averaged over 10 cm³ (10 g) of Head TSL	condition	
SAR measured	250 mW input power	5.26 mW / g
SAR normalized	normalized to 1W	21.0 mW / g
SAR for nominal Head TSL parameters	normalized to 1W	20.8 mW /g ± 16.5 % (k=2)

	Document Appendix D for the BlackBerry® Smartphone Model RDH71CW /RDQ71UW			Page 44(52)
Author Data Hang Wang	Dates of Test Jan 14 –June 09, 2011	Test Report No RTS-2605-1102-05B	FCC ID: L6ARDH70CW L6ARDQ70UW	IC ID 2503A-RDH70CW 2503A-RDQ70UW

Appendix

Antenna Parameters with Head TSL

Impedance, transformed to feed point	50.8 Ω + 1.8 j Ω
Return Loss	- 34.4 dB

General Antenna Parameters and Design

Electrical Delay (one direction)	1.199 ns
----------------------------------	----------


After long term use with 100W radiated power, only a slight warming of the dipole near the feedpoint can be measured.

The dipole is made of standard semirigid coaxial cable. The center conductor of the feeding line is directly connected to the second arm of the dipole. The antenna is therefore short-circuited for DC-signals.

No excessive force must be applied to the dipole arms, because they might bend or the soldered connections near the feedpoint may be damaged.

Additional EUT Data

Manufactured by	SPEAG
Manufactured on	November 15, 2001

	Document Appendix D for the BlackBerry® Smartphone Model RDH71CW /RDQ71UW			Page 45(52)
Author Data Hang Wang	Dates of Test Jan 14 –June 09, 2011	Test Report No RTS-2605-1102-05B	FCC ID: L6ARDH70CW L6ARDQ70UW	IC ID 2503A-RDH70CW 2503A-RDQ70UW

DASY5 Validation Report for Head TSL

Date/Time: 13.01.2011 14:52:49

Test Laboratory: SPEAG, Zurich, Switzerland

DUT: Dipole 1900 MHz; Type: D1900V2; Serial: D1900V2 - SN:545

Communication System: CW; Frequency: 1900 MHz; Duty Cycle: 1:1

Medium: HSL U12 BB

Medium parameters used: $f = 1900 \text{ MHz}$; $\sigma = 1.43 \text{ mho/m}$; $\epsilon_r = 38.6$; $\rho = 1000 \text{ kg/m}^3$

Phantom section: Flat Section

Measurement Standard: DASY5 (IEEE/IEC/ANSI C63.19-2007)

DASY5 Configuration:

- Probe: ES3DV3 - SN3205; ConvF(5.09, 5.09, 5.09); Calibrated: 30.04.2010
- Sensor-Surface: 3mm (Mechanical Surface Detection)
- Electronics: DAE4 Sn601; Calibrated: 10.06.2010
- Phantom: Flat Phantom 5.0 (front); Type: QD000P50AA; Serial: 1001
- Measurement SW: DASY52, V52.6.1 Build (408)
- Postprocessing SW: SEMCAD X, V14.4.2 Build (2595)

Pin=250 mW /d=10mm, dist=3.0mm (ES-Probe)/Zoom Scan (7x7x7) /Cube 0: Measurement


grid: dx=5mm, dy=5mm, dz=5mm


Reference Value = 98.053 V/m; Power Drift = 0.03 dB

Peak SAR (extrapolated) = 18.648 W/kg

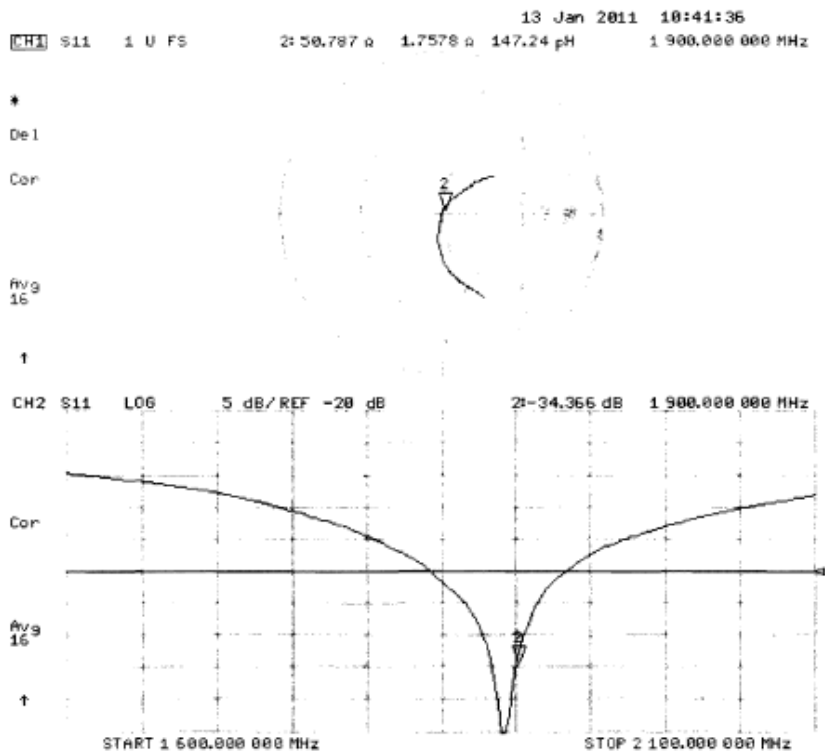
SAR(1 g) = 10.2 mW/g; SAR(10 g) = 5.26 mW/g


Maximum value of SAR (measured) = 12.743 mW/g



	Document Appendix D for the BlackBerry® Smartphone Model RDH71CW /RDQ71UW			Page 46(52)
Author Data Hang Wang	Dates of Test Jan 14 –June 09, 2011	Test Report No RTS-2605-1102-05B	FCC ID: L6ARDH70CW L6ARDQ70UW	IC ID 2503A-RDH70CW 2503A-RDQ70UW

Impedance Measurement Plot for Head TSL



	Document Appendix D for the BlackBerry® Smartphone Model RDH71CW /RDQ71UW			Page 47(52)
Author Data Hang Wang	Dates of Test Jan 14 –June 09, 2011	Test Report No RTS-2605-1102-05B	FCC ID: L6ARDH70CW L6ARDQ70UW	IC ID 2503A-RDH70CW 2503A-RDQ70UW

Calibration Laboratory of
Schmid & Partner
Engineering AG
Zeughausstrasse 43, 8004 Zurich, Switzerland



S Schweizerischer Kalibrierdienst
C Service suisse d'étalonnage
S Servizio svizzero di taratura
S Swiss Calibration Service

Accredited by the Swiss Accreditation Service (SAS)
The Swiss Accreditation Service is one of the signatories to the EA
Multilateral Agreement for the recognition of calibration certificates

Accreditation No.: **SCS 108**

Client **RTS (RIM Testing Services)**

Certificate No: **D2450V2-747_Nov09**

CALIBRATION CERTIFICATE

Object **D2450V2 - SN: 747**

Calibration procedure(s) **QA CAL-05.v7**
Calibration procedure for dipole validation kits

Calibration date: **November 11, 2009**

This calibration certificate documents the traceability to national standards, which realize the physical units of measurements (SI).
The measurements and the uncertainties with confidence probability are given on the following pages and are part of the certificate.

All calibrations have been conducted in the closed laboratory facility: environment temperature (22 ± 3)°C and humidity < 70%.

Calibration Equipment used (M&TE critical for calibration)


Primary Standards	ID #	Cal Date (Certificate No.)	Scheduled Calibration
Power meter EPM-442A	GB37480704	06-Oct-09 (No. 217-01086)	Oct-10
Power sensor HP 8481A	US37292783	06-Oct-09 (No. 217-01086)	Oct-10
Reference 20 dB Attenuator	SN: 5086 (20g)	31-Mar-09 (No. 217-01025)	Mar-10
Type-N mismatch combination	SN: 5047.2 / 06327	31-Mar-09 (No. 217-01029)	Mar-10
Reference Probe ES3DV3	SN: 3205	26-Jun-09 (No. ES3-3205_Jun09)	Jun-10
DAE4	SN: 601	07-Mar-09 (No. DAE4-601_Mar09)	Mar-10
Secondary Standards	ID #	Check Date (in house)	Scheduled Check
Power sensor HP 8481A	MY41092317	18-Oct-02 (in house check Oct-09)	In house check: Oct-11
RF generator R&S SMT-06	100005	4-Aug-99 (in house check Oct-09)	In house check: Oct-11
Network Analyzer HP 8753E	US37390585 S4206	18-Oct-01 (in house check Oct-09)	In house check: Oct-10

Calibrated by: **Mike Meili** **Mike Meili** **Mike Meili**
Name Function Signature
Mike Meili **Laboratory Technician**

Approved by: **Katja Pokovic** **Katja Pokovic**
Name Function
Katja Pokovic **Technical Manager**

Issued: November 16, 2009

This calibration certificate shall not be reproduced except in full without written approval of the laboratory.

	Document Appendix D for the BlackBerry® Smartphone Model RDH71CW /RDQ71UW			Page 48(52)
Author Data Hang Wang	Dates of Test Jan 14 –June 09, 2011	Test Report No RTS-2605-1102-05B	FCC ID: L6ARDH70CW L6ARDQ70UW	IC ID 2503A-RDH70CW 2503A-RDQ70UW

Calibration Laboratory of
Schmid & Partner
Engineering AG
Zeughausstrasse 43, 8004 Zurich, Switzerland



S Schweizerischer Kalibrierdienst
C Service suisse d'étalonnage
S Servizio svizzero di taratura
S Swiss Calibration Service

Accredited by the Swiss Accreditation Service (SAS)
The Swiss Accreditation Service is one of the signatories to the EA
Multilateral Agreement for the recognition of calibration certificates

Accreditation No.: **SCS 108**

Glossary:

TSL tissue simulating liquid
ConvF sensitivity in TSL / NORM x,y,z
N/A not applicable or not measured

Calibration is Performed According to the Following Standards:


- IEEE Std 1528-2003, "IEEE Recommended Practice for Determining the Peak Spatial-Averaged Specific Absorption Rate (SAR) in the Human Head from Wireless Communications Devices: Measurement Techniques", December 2003
- IEC 62209-1, "Procedure to measure the Specific Absorption Rate (SAR) for hand-held devices used in close proximity to the ear (frequency range of 300 MHz to 3 GHz)", February 2005
- Federal Communications Commission Office of Engineering & Technology (FCC OET), "Evaluating Compliance with FCC Guidelines for Human Exposure to Radiofrequency Electromagnetic Fields; Additional Information for Evaluating Compliance of Mobile and Portable Devices with FCC Limits for Human Exposure to Radiofrequency Emissions", Supplement C (Edition 01-01) to Bulletin 65

Additional Documentation:

- DASY4/5 System Handbook

Methods Applied and Interpretation of Parameters:

- Measurement Conditions:** Further details are available from the Validation Report at the end of the certificate. All figures stated in the certificate are valid at the frequency indicated.
- Antenna Parameters with TSL:** The dipole is mounted with the spacer to position its feed point exactly below the center marking of the flat phantom section, with the arms oriented parallel to the body axis.
- Feed Point Impedance and Return Loss:** These parameters are measured with the dipole positioned under the liquid filled phantom. The impedance stated is transformed from the measurement at the SMA connector to the feed point. The Return Loss ensures low reflected power. No uncertainty required.
- Electrical Delay:** One-way delay between the SMA connector and the antenna feed point. No uncertainty required.
- SAR measured:** SAR measured at the stated antenna input power.
- SAR normalized:** SAR as measured, normalized to an input power of 1 W at the antenna connector.
- SAR for nominal TSL parameters:** The measured TSL parameters are used to calculate the nominal SAR result.

	Document Appendix D for the BlackBerry® Smartphone Model RDH71CW /RDQ71UW			Page 49(52)
Author Data Hang Wang	Dates of Test Jan 14 –June 09, 2011	Test Report No RTS-2605-1102-05B	FCC ID: L6ARDH70CW L6ARDQ70UW	IC ID 2503A-RDH70CW 2503A-RDQ70UW

Measurement Conditions

DASY system configuration, as far as not given on page 1.

DASY Version	DASY5	V5.2
Extrapolation	Advanced Extrapolation	
Phantom	Modular Flat Phantom V4.9	
Distance Dipole Center - TSL	10 mm	with Spacer
Zoom Scan Resolution	dx, dy, dz = 5 mm	
Frequency	2450 MHz ± 1 MHz	

Head TSL parameters


The following parameters and calculations were applied.

	Temperature	Permittivity	Conductivity
Nominal Head TSL parameters	22.0 °C	39.2	1.80 mho/m
Measured Head TSL parameters	(22.0 ± 0.2) °C	39.1 ± 6 %	1.78 mho/m ± 6 %
Head TSL temperature during test	(21.3 ± 0.2) °C	----	----

SAR result with Head TSL

SAR averaged over 1 cm³ (1 g) of Head TSL	Condition	
SAR measured	250 mW input power	13.3 mW / g
SAR normalized	normalized to 1W	53.2 mW / g
SAR for nominal Head TSL parameters	normalized to 1W	53.4 mW /g ± 17.0 % (k=2)

SAR averaged over 10 cm³ (10 g) of Head TSL	condition	
SAR measured	250 mW input power	6.23 mW / g
SAR normalized	normalized to 1W	24.9 mW / g
SAR for nominal Head TSL parameters	normalized to 1W	24.9 mW /g ± 16.5 % (k=2)

	Document Appendix D for the BlackBerry® Smartphone Model RDH71CW /RDQ71UW			Page 50(52)
Author Data Hang Wang	Dates of Test Jan 14 –June 09, 2011	Test Report No RTS-2605-1102-05B	FCC ID: L6ARDH70CW L6ARDQ70UW	IC ID 2503A-RDH70CW 2503A-RDQ70UW

Appendix

Antenna Parameters with Head TSL

Impedance, transformed to feed point	51.9 Ω + 0.9 j Ω
Return Loss	- 33.9 dB

General Antenna Parameters and Design

Electrical Delay (one direction)	1.161 ns
----------------------------------	----------


After long term use with 100W radiated power, only a slight warming of the dipole near the feedpoint can be measured.

The dipole is made of standard semirigid coaxial cable. The center conductor of the feeding line is directly connected to the second arm of the dipole. The antenna is therefore short-circuited for DC-signals.

No excessive force must be applied to the dipole arms, because they might bend or the soldered connections near the feedpoint may be damaged.

Additional EUT Data

Manufactured by	SPEAG
Manufactured on	December 01, 2003

	Document Appendix D for the BlackBerry® Smartphone Model RDH71CW /RDQ71UW			Page 51(52)
Author Data Hang Wang	Dates of Test Jan 14 –June 09, 2011	Test Report No RTS-2605-1102-05B	FCC ID: L6ARDH70CW L6ARDQ70UW	IC ID 2503A-RDH70CW 2503A-RDQ70UW

DASY5 Validation Report for Head TSL

Date/Time: 11.11.2009 15:04:10

Test Laboratory: SPEAG, Zurich, Switzerland

DUT: Dipole 2450 MHz; Type: D2450V2; Serial: D2450V2 - SN:747

Communication System: CW; Frequency: 2450 MHz; Duty Cycle: 1:1

Medium: HSL U11 BB

Medium parameters used: $f = 2450 \text{ MHz}$; $\sigma = 1.79 \text{ mho/m}$; $\epsilon_r = 39.2$; $\rho = 1000 \text{ kg/m}^3$

Phantom section: Flat Section

Measurement Standard: DASY5 (IEEE/IEC/ANSI C63.19-2007)

DASY5 Configuration:

- Probe: ES3DV3 - SN3205; ConvF(4.53, 4.53, 4.53); Calibrated: 26.06.2009
- Sensor-Surface: 3mm (Mechanical Surface Detection)
- Electronics: DAE4 Sn601; Calibrated: 07.03.2009
- Phantom: Flat Phantom 5.0 (front); Type: QD000P50AA; Serial: 1001
- Measurement SW: DASY5, V5.2 Build 157; SEMCAD X Version 14.0 Build 57

Head/d=10mm, Pin=250 mW, dist=3.0mm (ES-Probe)/Zoom Scan (7x7x7) (7x7x7)/Cube 0:

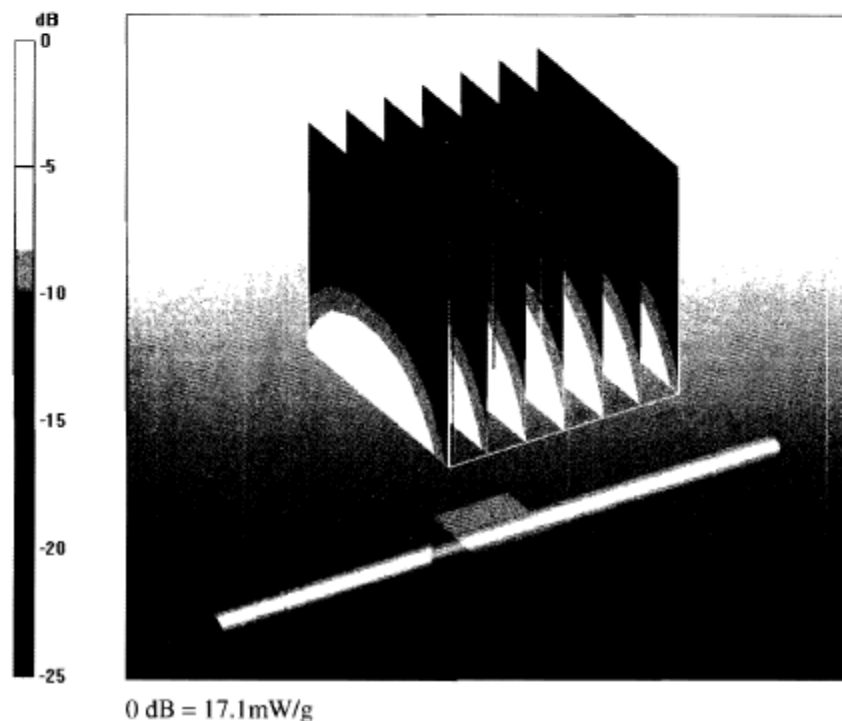
Measurement grid: $dx=5\text{mm}$, $dy=5\text{mm}$, $dz=5\text{mm}$


Reference Value = 101.3 V/m; Power Drift = 0.067 dB

Peak SAR (extrapolated) = 27 W/kg

SAR(1 g) = 13.3 mW/g; SAR(10 g) = 6.23 mW/g

Maximum value of SAR (measured) = 17.1 mW/g



	Document Appendix D for the BlackBerry® Smartphone Model RDH71CW /RDQ71UW			Page 52(52)
Author Data Hang Wang	Dates of Test Jan 14 –June 09, 2011	Test Report No RTS-2605-1102-05B	FCC ID: L6ARDH70CW L6ARDQ70UW	IC ID 2503A-RDH70CW 2503A-RDQ70UW

Impedance Measurement Plot for Head TSL

