
	Document Appendix C for the BlackBerry® Smartphone Model RDM71UW/RDN71UW SAR Report			Page 1(70)
	Author Data Hang Wang	Dates of Test Jan 11 – Feb 15, 2011a	Test Report No RTS-3640-1102-04	FCC ID: L6ARDM70UW L6ARDN70UW

APPENDIX C: SAR DISTRIBUTION PLOTS FOR BODY-WORN CONFIGURATION

	Document Appendix C for the BlackBerry® Smartphone Model RDM71UW/RDN71UW SAR Report			Page 2(70)
	Author Data Hang Wang	Dates of Test Jan 11 – Feb 15, 2011a	Test Report No RTS-3640-1102-04	FCC ID: L6ARDM70UW L6ARDN70UW

Date/Time: 2/9/2011 4:56:04 PM

Test Laboratory: RIM Testing Services

15mm_Spacer_back_GPRS850_low_chan_amb_temp_23.3C_liq_temp_22.1C

DUT: BlackBerry Smartphone; Type: Sample ; Serial: 2695E3C2

Communication System: GPRS 850; Frequency: 824.2 MHz; Duty Cycle: 1:4.2
Medium parameters used: $f = 825$ MHz; $\sigma = 1$ mho/m; $\epsilon_r = 53.5$; $\rho = 1000$ kg/m³
Phantom section: Flat Section

DASY4 Configuration:

- Probe: ET3DV6 - SN1643; ConvF(5.93, 5.93, 5.93); Calibrated: 3/9/2010
- Sensor-Surface: 4mm (Mechanical Surface Detection)
- Electronics: DAE3 Sn472; Calibrated: 5/17/2010
- Phantom: SAM 2; Type: SAM 4.0; Serial: 1080
- Measurement SW: DASY4, V4.7 Build 80; Postprocessing SW: SEMCAD, V1.8 Build 186

Body/Area Scan (51x91x1): Measurement grid: dx=15mm, dy=15mm
Maximum value of SAR (interpolated) = 0.662 mW/g

Body/Zoom Scan (5x5x7) (5x5x7)/Cube 0: Measurement grid: dx=7.5mm, dy=7.5mm, dz=5mm

Reference Value = 24.8 V/m; Power Drift = -0.151 dB

Peak SAR (extrapolated) = 0.769 W/kg

SAR(1 g) = 0.617 mW/g; SAR(10 g) = 0.458 mW/g

Maximum value of SAR (measured) = 0.644 mW/g


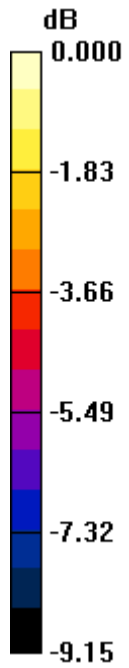
Author Data Hang Wang

Dates of Test Jan 11 – Feb 15, 2011a
--


Test Report No RTS-3640-1102-04

FCC ID: L6ARDM70UW L6ARDN70UW

IC ID: 2503A-RDM70UW 2503A-RDN70UW
--



0 dB = 0.644mW/g

	Document Appendix C for the BlackBerry® Smartphone Model RDM71UW/RDN71UW SAR Report			Page 4(70)
	Author Data Hang Wang	Dates of Test Jan 11 – Feb 15, 2011a	Test Report No RTS-3640-1102-04	FCC ID: L6ARDM70UW L6ARDN70UW

Date/Time: 2/9/2011 4:41:45 PM

Test Laboratory: RIM Testing Services

15mm_Spacer_back_GPRS850_mid_chan_amb_temp_23.3C_liq_temp_22.1C

DUT: BlackBerry Smartphone; Type: Sample ; Serial: 2695E3C2

Communication System: GPRS 850; Frequency: 836.8 MHz; Duty Cycle: 1:4.2
Medium parameters used (interpolated): $f = 836.8$ MHz; $\sigma = 1.01$ mho/m; $\epsilon_r = 53.3$; $\rho = 1000$ kg/m³

Phantom section: Flat Section

DASY4 Configuration:

- Probe: ET3DV6 - SN1643; ConvF(5.93, 5.93, 5.93); Calibrated: 3/9/2010
- Sensor-Surface: 4mm (Mechanical Surface Detection)
- Electronics: DAE3 Sn472; Calibrated: 5/17/2010
- Phantom: SAM 2; Type: SAM 4.0; Serial: 1080
- Measurement SW: DASY4, V4.7 Build 80; Postprocessing SW: SEMCAD, V1.8 Build 186

Body/Area Scan (51x91x1): Measurement grid: dx=15mm, dy=15mm

[Info: Interpolated medium parameters used for SAR evaluation.](#)

Maximum value of SAR (interpolated) = 0.918 mW/g

Body/Zoom Scan (5x5x7) (5x5x7)/Cube 0: Measurement grid: dx=7.5mm, dy=7.5mm, dz=5mm

Reference Value = 28.8 V/m; Power Drift = -0.177 dB

Peak SAR (extrapolated) = 1.06 W/kg

SAR(1 g) = 0.832 mW/g; SAR(10 g) = 0.617 mW/g

[Info: Interpolated medium parameters used for SAR evaluation.](#)

Maximum value of SAR (measured) = 0.884 mW/g


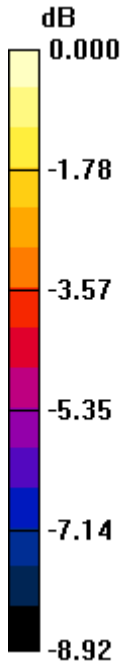
Author Data Hang Wang

Dates of Test Jan 11 – Feb 15, 2011a
--


Test Report No RTS-3640-1102-04

FCC ID: L6ARDM70UW L6ARDN70UW

IC ID: 2503A-RDM70UW 2503A-RDN70UW
--



0 dB = 0.884mW/g

	Document Appendix C for the BlackBerry® Smartphone Model RDM71UW/RDN71UW SAR Report			Page 6(70)
	Author Data Hang Wang	Dates of Test Jan 11 – Feb 15, 2011a	Test Report No RTS-3640-1102-04	FCC ID: L6ARDM70UW L6ARDN70UW

Date/Time: 2/9/2011 5:09:22 PM

Test Laboratory: RIM Testing Services

15mm_Spacer_back_GPRS850_high_chan_amb_temp_23.3C_liq_temp_22.1C

DUT: BlackBerry Smartphone; Type: Sample ; Serial: 2695E3C2

Communication System: GPRS 850; Frequency: 848.8 MHz; Duty Cycle: 1:4.2
Medium parameters used (interpolated): $f = 848.8 \text{ MHz}$; $\sigma = 1.02 \text{ mho/m}$; $\epsilon_r = 53.2$; $\rho = 1000 \text{ kg/m}^3$

Phantom section: Flat Section

DASY4 Configuration:

- Probe: ET3DV6 - SN1643; ConvF(5.93, 5.93, 5.93); Calibrated: 3/9/2010
- Sensor-Surface: 4mm (Mechanical Surface Detection)
- Electronics: DAE3 Sn472; Calibrated: 5/17/2010
- Phantom: SAM 2; Type: SAM 4.0; Serial: 1080
- Measurement SW: DASY4, V4.7 Build 80; Postprocessing SW: SEMCAD, V1.8 Build 186

Body/Area Scan (51x91x1): Measurement grid: dx=15mm, dy=15mm

[Info: Interpolated medium parameters used for SAR evaluation.](#)

Maximum value of SAR (interpolated) = 0.806 mW/g

Body/Zoom Scan (5x5x7) (5x5x7)/Cube 0: Measurement grid: dx=7.5mm, dy=7.5mm, dz=5mm


Reference Value = 27.0 V/m; Power Drift = 0.019 dB


Peak SAR (extrapolated) = 0.963 W/kg

SAR(1 g) = 0.759 mW/g; SAR(10 g) = 0.561 mW/g


[Info: Interpolated medium parameters used for SAR evaluation.](#)

Maximum value of SAR (measured) = 0.807 mW/g

	Document Appendix C for the BlackBerry® Smartphone Model RDM71UW/RDN71UW SAR Report			Page 7(70)
	Author Data Hang Wang	Dates of Test Jan 11 – Feb 15, 2011a	Test Report No RTS-3640-1102-04	FCC ID: L6ARDM70UW L6ARDN70UW



0 dB = 0.807mW/g

	Document Appendix C for the BlackBerry® Smartphone Model RDM71UW/RDN71UW SAR Report			Page 8(70)
	Author Data Hang Wang	Dates of Test Jan 11 – Feb 15, 2011a	Test Report No RTS-3640-1102-04	FCC ID: L6ARDM70UW L6ARDN70UW

Date/Time: 2/9/2011 5:37:25 PM

Test Laboratory: RIM Testing Services

15mm_Spacer_front_GPRS850_mid_chan_amb_temp_23.3C_liq_temp_22.1C

DUT: BlackBerry Smartphone; Type: Sample ; Serial: 2695E3C2

Communication System: GPRS 850; Frequency: 836.8 MHz; Duty Cycle: 1:4.2
Medium parameters used (interpolated): $f = 836.8 \text{ MHz}$; $\sigma = 1.01 \text{ mho/m}$; $\epsilon_r = 53.3$; $\rho = 1000 \text{ kg/m}^3$

Phantom section: Flat Section

DASY4 Configuration:

- Probe: ET3DV6 - SN1643; ConvF(5.93, 5.93, 5.93); Calibrated: 3/9/2010
- Sensor-Surface: 4mm (Mechanical Surface Detection)
- Electronics: DAE3 Sn472; Calibrated: 5/17/2010
- Phantom: SAM 2; Type: SAM 4.0; Serial: 1080
- Measurement SW: DASY4, V4.7 Build 80; Postprocessing SW: SEMCAD, V1.8 Build 186

Body/Area Scan (51x91x1): Measurement grid: dx=15mm, dy=15mm

[Info: Interpolated medium parameters used for SAR evaluation.](#)

Maximum value of SAR (interpolated) = 0.391 mW/g

Body/Zoom Scan (5x5x7) (5x5x7)/Cube 0: Measurement grid: dx=7.5mm, dy=7.5mm, dz=5mm


Reference Value = 19.2 V/m; Power Drift = 0.101 dB

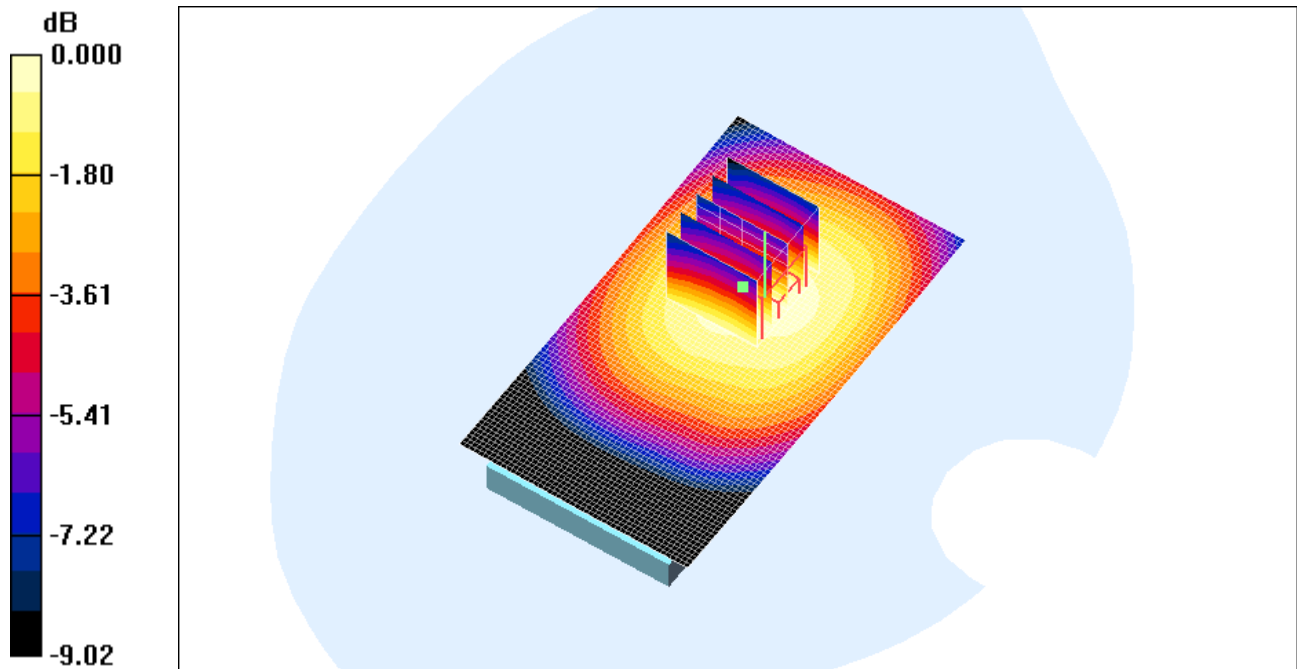
Peak SAR (extrapolated) = 0.471 W/kg

SAR(1 g) = 0.380 mW/g; SAR(10 g) = 0.285 mW/g


[Info: Interpolated medium parameters used for SAR evaluation.](#)

Maximum value of SAR (measured) = 0.399 mW/g

	Document Appendix C for the BlackBerry® Smartphone Model RDM71UW/RDN71UW SAR Report			Page 9(70)
	Author Data Hang Wang	Dates of Test Jan 11 – Feb 15, 2011a	Test Report No RTS-3640-1102-04	FCC ID: L6ARDM70UW L6ARDN70UW



0 dB = 0.399mW/g

	Document Appendix C for the BlackBerry® Smartphone Model RDM71UW/RDN71UW SAR Report			Page 10(70)
	Author Data Hang Wang	Dates of Test Jan 11 – Feb 15, 2011a	Test Report No RTS-3640-1102-04	FCC ID: L6ARDM70UW L6ARDN70UW

Date/Time: 2/9/2011 5:23:37 PM

Test Laboratory: RIM Testing Services

Vertical_Hosltter_back_GPRS850_mid_chan_amb_temp_23.3C_liq_temp_22.1C

DUT: BlackBerry Smartphone; Type: Sample ; Serial: 2695E3C2

Communication System: GPRS 850; Frequency: 836.8 MHz; Duty Cycle: 1:4.2
Medium parameters used (interpolated): $f = 836.8 \text{ MHz}$; $\sigma = 1.01 \text{ mho/m}$; $\epsilon_r = 53.3$; $\rho = 1000 \text{ kg/m}^3$

Phantom section: Flat Section

DASY4 Configuration:

- Probe: ET3DV6 - SN1643; ConvF(5.93, 5.93, 5.93); Calibrated: 3/9/2010
- Sensor-Surface: 4mm (Mechanical Surface Detection)
- Electronics: DAE3 Sn472; Calibrated: 5/17/2010
- Phantom: SAM 2; Type: SAM 4.0; Serial: 1080
- Measurement SW: DASY4, V4.7 Build 80; Postprocessing SW: SEMCAD, V1.8 Build 186

Body/Area Scan (51x91x1): Measurement grid: dx=15mm, dy=15mm

[Info: Interpolated medium parameters used for SAR evaluation.](#)

Maximum value of SAR (interpolated) = 0.728 mW/g

Body/Zoom Scan (5x5x7) (5x5x7)/Cube 0: Measurement grid: dx=7.5mm, dy=7.5mm, dz=5mm


Reference Value = 27.2 V/m; Power Drift = 0.044 dB


Peak SAR (extrapolated) = 0.842 W/kg

SAR(1 g) = 0.683 mW/g; SAR(10 g) = 0.508 mW/g


[Info: Interpolated medium parameters used for SAR evaluation.](#)

Maximum value of SAR (measured) = 0.718 mW/g

	Document Appendix C for the BlackBerry® Smartphone Model RDM71UW/RDN71UW SAR Report			Page 11(70)
	Author Data Hang Wang	Dates of Test Jan 11 – Feb 15, 2011a	Test Report No RTS-3640-1102-04	FCC ID: L6ARDM70UW L6ARDN70UW



0 dB = 0.718mW/g

	Document Appendix C for the BlackBerry® Smartphone Model RDM71UW/RDN71UW SAR Report			Page 12(70)
	Author Data Hang Wang	Dates of Test Jan 11 – Feb 15, 2011a	Test Report No RTS-3640-1102-04	FCC ID: L6ARDM70UW L6ARDN70UW

Date/Time: 2/9/2011 5:51:44 PM

Test Laboratory: RIM Testing Services

**15mm_Spacer_Back_HS#1_GPRS850_mid_chan_amb_temp_23.3C_liq
_temp_22.1C**

DUT: BlackBerry Smartphone; Type: Sample ; Serial: 2695E3C2

Communication System: GPRS 850; Frequency: 836.8 MHz; Duty Cycle: 1:4.2
Medium parameters used (interpolated): $f = 836.8$ MHz; $\sigma = 1.01$ mho/m; $\epsilon_r = 53.3$; $\rho = 1000$ kg/m³

Phantom section: Flat Section

DASY4 Configuration:

- Probe: ET3DV6 - SN1643; ConvF(5.93, 5.93, 5.93); Calibrated: 3/9/2010
- Sensor-Surface: 4mm (Mechanical Surface Detection)
- Electronics: DAE3 Sn472; Calibrated: 5/17/2010
- Phantom: SAM 2; Type: SAM 4.0; Serial: 1080
- Measurement SW: DASY4, V4.7 Build 80; Postprocessing SW: SEMCAD, V1.8 Build 186

Body/Area Scan (51x91x1): Measurement grid: dx=15mm, dy=15mm

[Info: Interpolated medium parameters used for SAR evaluation.](#)

Maximum value of SAR (interpolated) = 0.648 mW/g

Body/Zoom Scan (5x5x7) (5x5x7)/Cube 0: Measurement grid: dx=7.5mm, dy=7.5mm, dz=5mm


Reference Value = 24.3 V/m; Power Drift = 0.076 dB


Peak SAR (extrapolated) = 0.797 W/kg

SAR(1 g) = 0.622 mW/g; SAR(10 g) = 0.458 mW/g


[Info: Interpolated medium parameters used for SAR evaluation.](#)

Maximum value of SAR (measured) = 0.652 mW/g

	Document Appendix C for the BlackBerry® Smartphone Model RDM71UW/RDN71UW SAR Report			Page 13(70)
	Author Data Hang Wang	Dates of Test Jan 11 – Feb 15, 2011a	Test Report No RTS-3640-1102-04	FCC ID: L6ARDM70UW L6ARDN70UW



0 dB = 0.652mW/g

	Document Appendix C for the BlackBerry® Smartphone Model RDM71UW/RDN71UW SAR Report			Page 14(70)
	Author Data Hang Wang	Dates of Test Jan 11 – Feb 15, 2011a	Test Report No RTS-3640-1102-04	FCC ID: L6ARDM70UW L6ARDN70UW

Date/Time: 2/9/2011 6:05:01 PM

Test Laboratory: RIM Testing Services

**15mm_Spacer_Back_HS#2_GPRS850_mid_chan_amb_temp_23.2C_liq
_temp_22.0C**

DUT: BlackBerry Smartphone; Type: Sample ; Serial: 2695E3C2

Communication System: GPRS 850; Frequency: 836.8 MHz; Duty Cycle: 1:4.2
Medium parameters used (interpolated): $f = 836.8$ MHz; $\sigma = 1.01$ mho/m; $\epsilon_r = 53.3$; $\rho = 1000$ kg/m³

Phantom section: Flat Section

DASY4 Configuration:

- Probe: ET3DV6 - SN1643; ConvF(5.93, 5.93, 5.93); Calibrated: 3/9/2010
- Sensor-Surface: 4mm (Mechanical Surface Detection)
- Electronics: DAE3 Sn472; Calibrated: 5/17/2010
- Phantom: SAM 2; Type: SAM 4.0; Serial: 1080
- Measurement SW: DASY4, V4.7 Build 80; Postprocessing SW: SEMCAD, V1.8 Build 186

Body/Area Scan (51x91x1): Measurement grid: dx=15mm, dy=15mm

[Info: Interpolated medium parameters used for SAR evaluation.](#)

Maximum value of SAR (interpolated) = 0.668 mW/g

Body/Zoom Scan (5x5x7) (5x5x7)/Cube 0: Measurement grid: dx=7.5mm, dy=7.5mm, dz=5mm


Reference Value = 26.1 V/m; Power Drift = 0.014 dB


Peak SAR (extrapolated) = 0.790 W/kg

SAR(1 g) = 0.640 mW/g; SAR(10 g) = 0.477 mW/g


[Info: Interpolated medium parameters used for SAR evaluation.](#)

Maximum value of SAR (measured) = 0.675 mW/g

	Document Appendix C for the BlackBerry® Smartphone Model RDM71UW/RDN71UW SAR Report			Page 15(70)
	Author Data Hang Wang	Dates of Test Jan 11 – Feb 15, 2011a	Test Report No RTS-3640-1102-04	FCC ID: L6ARDM70UW L6ARDN70UW



0 dB = 0.675mW/g

	Document Appendix C for the BlackBerry® Smartphone Model RDM71UW/RDN71UW SAR Report			Page 16(70)
	Author Data Hang Wang	Dates of Test Jan 11 – Feb 15, 2011a	Test Report No RTS-3640-1102-04	FCC ID: L6ARDM70UW L6ARDN70UW

Date/Time: 2/9/2011 6:18:49 PM

Test Laboratory: RIM Testing Services

**15mm_Spacer_Back_HS#3_GPRS850_mid_chan_amb_temp_23.2C_liq
_temp_22.0C**

DUT: BlackBerry Smartphone; Type: Sample ; Serial: 2695E3C2

Communication System: GPRS 850; Frequency: 836.8 MHz; Duty Cycle: 1:4.2
Medium parameters used (interpolated): $f = 836.8$ MHz; $\sigma = 1.01$ mho/m; $\epsilon_r = 53.3$; $\rho = 1000$ kg/m³

Phantom section: Flat Section

DASY4 Configuration:

- Probe: ET3DV6 - SN1643; ConvF(5.93, 5.93, 5.93); Calibrated: 3/9/2010
- Sensor-Surface: 4mm (Mechanical Surface Detection)
- Electronics: DAE3 Sn472; Calibrated: 5/17/2010
- Phantom: SAM 2; Type: SAM 4.0; Serial: 1080
- Measurement SW: DASY4, V4.7 Build 80; Postprocessing SW: SEMCAD, V1.8 Build 186

Body/Area Scan (51x91x1): Measurement grid: dx=15mm, dy=15mm

[Info: Interpolated medium parameters used for SAR evaluation.](#)

Maximum value of SAR (interpolated) = 0.440 mW/g

Body/Zoom Scan (5x5x7) (5x5x7)/Cube 0: Measurement grid: dx=7.5mm, dy=7.5mm, dz=5mm


Reference Value = 21.3 V/m; Power Drift = -0.221 dB


Peak SAR (extrapolated) = 0.504 W/kg

SAR(1 g) = 0.404 mW/g; SAR(10 g) = 0.302 mW/g


[Info: Interpolated medium parameters used for SAR evaluation.](#)

Maximum value of SAR (measured) = 0.425 mW/g

	Document Appendix C for the BlackBerry® Smartphone Model RDM71UW/RDN71UW SAR Report			Page 17(70)
	Author Data Hang Wang	Dates of Test Jan 11 – Feb 15, 2011a	Test Report No RTS-3640-1102-04	FCC ID: L6ARDM70UW L6ARDN70UW



0 dB = 0.425mW/g

	Document Appendix C for the BlackBerry® Smartphone Model RDM71UW/RDN71UW SAR Report			Page 18(70)
	Author Data Hang Wang	Dates of Test Jan 11 – Feb 15, 2011a	Test Report No RTS-3640-1102-04	FCC ID: L6ARDM70UW L6ARDN70UW

Date/Time: 2/9/2011 7:33:10 PM

Test Laboratory: RIM Testing Services

**15mm_Spacer_Back_GPRS850_3Slots_mid_chan_amb_temp_23.2C_li
q_temp_22.0C**

DUT: BlackBerry Smartphone; Type: Sample ; Serial: 2695E3C2

Communication System: GPRS 850 (3 slots); Frequency: 836.8 MHz; Duty Cycle: 1:2.8
Medium parameters used (interpolated): $f = 836.8$ MHz; $\sigma = 1.01$ mho/m; $\epsilon_r = 53.3$; $\rho = 1000$ kg/m³

Phantom section: Flat Section

DASY4 Configuration:

- Probe: ET3DV6 - SN1643; ConvF(5.93, 5.93, 5.93); Calibrated: 3/9/2010
- Sensor-Surface: 4mm (Mechanical Surface Detection)
- Electronics: DAE3 Sn472; Calibrated: 5/17/2010
- Phantom: SAM 2; Type: SAM 4.0; Serial: 1080
- Measurement SW: DASY4, V4.7 Build 80; Postprocessing SW: SEMCAD, V1.8 Build 186

Body/Area Scan (51x91x1): Measurement grid: dx=15mm, dy=15mm

[Info: Interpolated medium parameters used for SAR evaluation.](#)

Maximum value of SAR (interpolated) = 0.767 mW/g

Body/Zoom Scan (5x5x7) (5x5x7)/Cube 0: Measurement grid: dx=7.5mm, dy=7.5mm, dz=5mm

Reference Value = 28.7 V/m; Power Drift = -0.387 dB

Peak SAR (extrapolated) = 0.945 W/kg

SAR(1 g) = 0.742 mW/g; SAR(10 g) = 0.549 mW/g

[Info: Interpolated medium parameters used for SAR evaluation.](#)

Maximum value of SAR (measured) = 0.782 mW/g


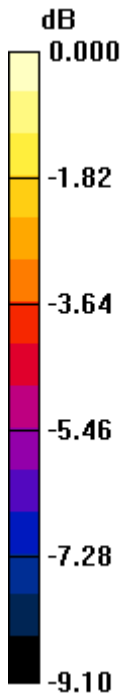
Author Data
Hang Wang

Dates of Test
Jan 11 – Feb 15, 2011a


Test Report No
RTS-3640-1102-04

FCC ID:
**L6ARDM70UW
L6ARDN70UW**

IC ID
**2503A-RDM70UW
2503A-RDN70UW**



0 dB = 0.782mW/g

	Document Appendix C for the BlackBerry® Smartphone Model RDM71UW/RDN71UW SAR Report			Page 20(70)
	Author Data Hang Wang	Dates of Test Jan 11 – Feb 15, 2011a	Test Report No RTS-3640-1102-04	FCC ID: L6ARDM70UW L6ARDN70UW

Date/Time: 2/9/2011 7:54:31 PM

Test Laboratory: RIM Testing Services

**15mm_Spacer_Back_GPRS850_4Slots_mid_chan_amb_temp_23.1C_li
q_temp_21.9C**

DUT: BlackBerry Smartphone; Type: Sample ; Serial: 2695E3C2

Communication System: GPRS 850 (4 slots); Frequency: 836.8 MHz; Duty Cycle: 1:2.1
Medium parameters used (interpolated): $f = 836.8$ MHz; $\sigma = 1.01$ mho/m; $\epsilon_r = 53.3$; $\rho = 1000$ kg/m³

Phantom section: Flat Section

DASY4 Configuration:

- Probe: ET3DV6 - SN1643; ConvF(5.93, 5.93, 5.93); Calibrated: 3/9/2010
- Sensor-Surface: 4mm (Mechanical Surface Detection)
- Electronics: DAE3 Sn472; Calibrated: 5/17/2010
- Phantom: SAM 2; Type: SAM 4.0; Serial: 1080
- Measurement SW: DASY4, V4.7 Build 80; Postprocessing SW: SEMCAD, V1.8 Build 186

Body/Area Scan (51x91x1): Measurement grid: dx=15mm, dy=15mm

[Info: Interpolated medium parameters used for SAR evaluation.](#)

Maximum value of SAR (interpolated) = 0.789 mW/g

Body/Zoom Scan (5x5x7) (5x5x7)/Cube 0: Measurement grid: dx=7.5mm, dy=7.5mm, dz=5mm


Reference Value = 28.4 V/m; Power Drift = 0.030 dB


Peak SAR (extrapolated) = 0.995 W/kg

SAR(1 g) = 0.799 mW/g; SAR(10 g) = 0.593 mW/g


[Info: Interpolated medium parameters used for SAR evaluation.](#)

Maximum value of SAR (measured) = 0.838 mW/g

	Document Appendix C for the BlackBerry® Smartphone Model RDM71UW/RDN71UW SAR Report			Page 21(70)
	Author Data Hang Wang	Dates of Test Jan 11 – Feb 15, 2011a	Test Report No RTS-3640-1102-04	FCC ID: L6ARDM70UW L6ARDN70UW



0 dB = 0.838mW/g

	Document Appendix C for the BlackBerry® Smartphone Model RDM71UW/RDN71UW SAR Report			Page 22(70)
	Author Data Hang Wang	Dates of Test Jan 11 – Feb 15, 2011a	Test Report No RTS-3640-1102-04	FCC ID: L6ARDM70UW L6ARDN70UW

Date/Time: 2/9/2011 2:33:16 PM

Test Laboratory: RIM Testing Services

**15mm_Spacer_back_UMTS_band_V_mid_chan_amb_temp_23.4C_liq_t
emp_22.5C**

DUT: BlackBerry Smartphone; Type: Sample ; Serial: 2695E3C2

Communication System: WCDMA FDD V; Frequency: 836.4 MHz; Duty Cycle: 1:1
Medium parameters used (interpolated): $f = 836.4$ MHz; $\sigma = 1.01$ mho/m; $\epsilon_r = 53.3$; $\rho = 1000$ kg/m³

Phantom section: Flat Section

DASY4 Configuration:

- Probe: ET3DV6 - SN1643; ConvF(5.93, 5.93, 5.93); Calibrated: 3/9/2010
- Sensor-Surface: 4mm (Mechanical Surface Detection)
- Electronics: DAE3 Sn472; Calibrated: 5/17/2010
- Phantom: SAM 2; Type: SAM 4.0; Serial: 1080
- Measurement SW: DASY4, V4.7 Build 80; Postprocessing SW: SEMCAD, V1.8 Build 186

Body/Area Scan (51x91x1): Measurement grid: dx=15mm, dy=15mm

[Info: Interpolated medium parameters used for SAR evaluation.](#)

Maximum value of SAR (interpolated) = 0.653 mW/g

Body/Zoom Scan (5x5x7) (5x5x7)/Cube 0: Measurement grid: dx=7.5mm, dy=7.5mm, dz=5mm


Reference Value = 23.9 V/m; Power Drift = -0.084 dB


Peak SAR (extrapolated) = 0.761 W/kg

SAR(1 g) = 0.606 mW/g; SAR(10 g) = 0.450 mW/g


[Info: Interpolated medium parameters used for SAR evaluation.](#)

Maximum value of SAR (measured) = 0.638 mW/g

	Document Appendix C for the BlackBerry® Smartphone Model RDM71UW/RDN71UW SAR Report			Page 23(70)
	Author Data Hang Wang	Dates of Test Jan 11 – Feb 15, 2011a	Test Report No RTS-3640-1102-04	FCC ID: L6ARDM70UW L6ARDN70UW



0 dB = 0.638mW/g

	Document Appendix C for the BlackBerry® Smartphone Model RDM71UW/RDN71UW SAR Report			Page 24(70)
	Author Data Hang Wang	Dates of Test Jan 11 – Feb 15, 2011a	Test Report No RTS-3640-1102-04	FCC ID: L6ARDM70UW L6ARDN70UW

Date/Time: 2/9/2011 3:26:51 PM

Test Laboratory: RIM Testing Services

**15mm_Spacer_front_UMTS_band_V_mid_chan_amb_temp_23.3C_liq_t
emp_22.1C**

DUT: BlackBerry Smartphone; Type: Sample ; Serial: 2695E3C2

Communication System: WCDMA FDD V; Frequency: 836.4 MHz; Duty Cycle: 1:1
Medium parameters used (interpolated): $f = 836.4$ MHz; $\sigma = 1.01$ mho/m; $\epsilon_r = 53.3$; $\rho = 1000$ kg/m³

Phantom section: Flat Section

DASY4 Configuration:

- Probe: ET3DV6 - SN1643; ConvF(5.93, 5.93, 5.93); Calibrated: 3/9/2010
- Sensor-Surface: 4mm (Mechanical Surface Detection)
- Electronics: DAE3 Sn472; Calibrated: 5/17/2010
- Phantom: SAM 2; Type: SAM 4.0; Serial: 1080
- Measurement SW: DASY4, V4.7 Build 80; Postprocessing SW: SEMCAD, V1.8 Build 186

Body/Area Scan (51x91x1): Measurement grid: dx=15mm, dy=15mm

[Info: Interpolated medium parameters used for SAR evaluation.](#)

Maximum value of SAR (interpolated) = 0.290 mW/g

Body/Zoom Scan (5x5x7) (5x5x7)/Cube 0: Measurement grid: dx=7.5mm, dy=7.5mm, dz=5mm

Reference Value = 16.6 V/m; Power Drift = -0.041 dB

Peak SAR (extrapolated) = 0.340 W/kg

SAR(1 g) = 0.278 mW/g; SAR(10 g) = 0.212 mW/g

[Info: Interpolated medium parameters used for SAR evaluation.](#)

Maximum value of SAR (measured) = 0.293 mW/g


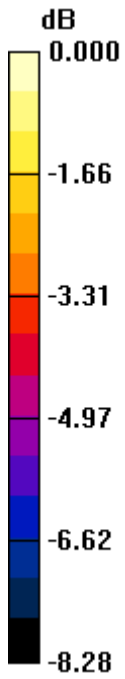
Author Data
Hang Wang

Dates of Test
Jan 11 – Feb 15, 2011a


Test Report No
RTS-3640-1102-04

FCC ID:
**L6ARDM70UW
L6ARDN70UW**

IC ID
**2503A-RDM70UW
2503A-RDN70UW**



0 dB = 0.293mW/g

	Document Appendix C for the BlackBerry® Smartphone Model RDM71UW/RDN71UW SAR Report			Page 26(70)
	Author Data Hang Wang	Dates of Test Jan 11 – Feb 15, 2011a	Test Report No RTS-3640-1102-04	FCC ID: L6ARDM70UW L6ARDN70UW

Date/Time: 2/9/2011 3:42:05 PM

Test Laboratory: RIM Testing Services

Vertical

**Holster_back_UMTS_band_V_mid_chan_amb_temp_23.3C_liq_temp_22
.0C**

DUT: BlackBerry Smartphone; Type: Sample ; Serial: 2695E3C2

Communication System: WCDMA FDD V; Frequency: 836.4 MHz; Duty Cycle: 1:1
Medium parameters used (interpolated): $f = 836.4$ MHz; $\sigma = 1.01$ mho/m; $\epsilon_r = 53.3$; $\rho = 1000$ kg/m³

Phantom section: Flat Section

DASY4 Configuration:

- Probe: ET3DV6 - SN1643; ConvF(5.93, 5.93, 5.93); Calibrated: 3/9/2010
- Sensor-Surface: 4mm (Mechanical Surface Detection)
- Electronics: DAE3 Sn472; Calibrated: 5/17/2010
- Phantom: SAM 2; Type: SAM 4.0; Serial: 1080
- Measurement SW: DASY4, V4.7 Build 80; Postprocessing SW: SEMCAD, V1.8 Build 186

Body/Area Scan (51x91x1): Measurement grid: dx=15mm, dy=15mm

[Info: Interpolated medium parameters used for SAR evaluation.](#)

Maximum value of SAR (interpolated) = 0.834 mW/g

Body/Zoom Scan (5x5x7) (5x5x7)/Cube 0: Measurement grid: dx=7.5mm, dy=7.5mm, dz=5mm

Reference Value = 29.5 V/m; Power Drift = -0.058 dB

Peak SAR (extrapolated) = 0.984 W/kg

SAR(1 g) = 0.792 mW/g; SAR(10 g) = 0.590 mW/g

[Info: Interpolated medium parameters used for SAR evaluation.](#)

Maximum value of SAR (measured) = 0.837 mW/g


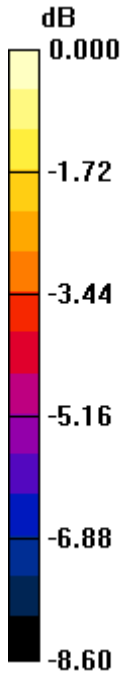
Author Data Hang Wang

Dates of Test Jan 11 – Feb 15, 2011a
--


Test Report No RTS-3640-1102-04

FCC ID: L6ARDM70UW L6ARDN70UW

IC ID: 2503A-RDM70UW 2503A-RDN70UW
--



0 dB = 0.837mW/g

	Document Appendix C for the BlackBerry® Smartphone Model RDM71UW/RDN71UW SAR Report			Page 28(70)
	Author Data Hang Wang	Dates of Test Jan 11 – Feb 15, 2011a	Test Report No RTS-3640-1102-04	FCC ID: L6ARDM70UW L6ARDN70UW

Date/Time: 2/9/2011 2:52:16 PM

Test Laboratory: RIM Testing Services

15mm_Spacer_HS#1_back_UMTS_band_V_mid_chan_amb_temp_23.5
C_liq_temp_22.3C

DUT: BlackBerry Smartphone; Type: Sample ; Serial: 2695E3C2

Communication System: WCDMA FDD V; Frequency: 836.4 MHz; Duty Cycle: 1:1
Medium parameters used (interpolated): $f = 836.4$ MHz; $\sigma = 1.01$ mho/m; $\epsilon_r = 53.3$; $\rho = 1000$ kg/m³

Phantom section: Flat Section

DASY4 Configuration:

- Probe: ET3DV6 - SN1643; ConvF(5.93, 5.93, 5.93); Calibrated: 3/9/2010
- Sensor-Surface: 4mm (Mechanical Surface Detection)
- Electronics: DAE3 Sn472; Calibrated: 5/17/2010
- Phantom: SAM 2; Type: SAM 4.0; Serial: 1080
- Measurement SW: DASY4, V4.7 Build 80; Postprocessing SW: SEMCAD, V1.8 Build 186

Body 2/Zoom Scan (5x5x7) (5x5x7)/Cube 0: Measurement grid: dx=7.5mm, dy=7.5mm, dz=5mm

Reference Value = 19.7 V/m; Power Drift = 0.089 dB

Peak SAR (extrapolated) = 0.564 W/kg

SAR(1 g) = 0.447 mW/g; SAR(10 g) = 0.330 mW/g


[Info: Interpolated medium parameters used for SAR evaluation.](#)


Maximum value of SAR (measured) = 0.471 mW/g

Body/Area Scan (51x91x1): Measurement grid: dx=15mm, dy=15mm


[Info: Interpolated medium parameters used for SAR evaluation.](#)

Maximum value of SAR (interpolated) = 0.653 mW/g

	Document Appendix C for the BlackBerry® Smartphone Model RDM71UW/RDN71UW SAR Report			Page 29(70)
	Author Data Hang Wang	Dates of Test Jan 11 – Feb 15, 2011a	Test Report No RTS-3640-1102-04	FCC ID: L6ARDM70UW L6ARDN70UW



0 dB = 0.653mW/g

	Document Appendix C for the BlackBerry® Smartphone Model RDM71UW/RDN71UW SAR Report			Page 30(70)
	Author Data Hang Wang	Dates of Test Jan 11 – Feb 15, 2011a	Test Report No RTS-3640-1102-04	FCC ID: L6ARDM70UW L6ARDN70UW

Date/Time: 2/9/2011 3:01:02 PM

Test Laboratory: RIM Testing Services

**15mm_Spacer_HS#2_back_UMTS_band_V_mid_chan_amb_temp_23.5
C_liq_temp_22.2C**

DUT: BlackBerry Smartphone; Type: Sample ; Serial: 2695E3C2

Communication System: WCDMA FDD V; Frequency: 836.4 MHz; Duty Cycle: 1:1
Medium parameters used (interpolated): $f = 836.4$ MHz; $\sigma = 1.01$ mho/m; $\epsilon_r = 53.3$; $\rho = 1000$ kg/m³

Phantom section: Flat Section

DASY4 Configuration:

- Probe: ET3DV6 - SN1643; ConvF(5.93, 5.93, 5.93); Calibrated: 3/9/2010
- Sensor-Surface: 4mm (Mechanical Surface Detection)
- Electronics: DAE3 Sn472; Calibrated: 5/17/2010
- Phantom: SAM 2; Type: SAM 4.0; Serial: 1080
- Measurement SW: DASY4, V4.7 Build 80; Postprocessing SW: SEMCAD, V1.8 Build 186

Body 2/Zoom Scan (5x5x7) (5x5x7)/Cube 0: Measurement grid: dx=7.5mm, dy=7.5mm, dz=5mm

Reference Value = 19.5 V/m; Power Drift = 0.087 dB

Peak SAR (extrapolated) = 0.540 W/kg

SAR(1 g) = 0.426 mW/g; SAR(10 g) = 0.316 mW/g


[Info: Interpolated medium parameters used for SAR evaluation.](#)


Maximum value of SAR (measured) = 0.447 mW/g

Body/Area Scan (51x91x1): Measurement grid: dx=15mm, dy=15mm


[Info: Interpolated medium parameters used for SAR evaluation.](#)

Maximum value of SAR (interpolated) = 0.653 mW/g

	Document Appendix C for the BlackBerry® Smartphone Model RDM71UW/RDN71UW SAR Report			Page 31(70)
	Author Data Hang Wang	Dates of Test Jan 11 – Feb 15, 2011a	Test Report No RTS-3640-1102-04	FCC ID: L6ARDM70UW L6ARDN70UW



0 dB = 0.653mW/g

	Document Appendix C for the BlackBerry® Smartphone Model RDM71UW/RDN71UW SAR Report			Page 32(70)
	Author Data Hang Wang	Dates of Test Jan 11 – Feb 15, 2011a	Test Report No RTS-3640-1102-04	FCC ID: L6ARDM70UW L6ARDN70UW

Date/Time: 2/9/2011 3:17:31 PM

Test Laboratory: RIM Testing Services

**15mm_Spacer_HS#3_back_UMTS_band_V_mid_chan_amb_temp_23.5
C_liq_temp_22.2C**

DUT: BlackBerry Smartphone; Type: Sample ; Serial: 2695E3C2

Communication System: WCDMA FDD V; Frequency: 836.4 MHz; Duty Cycle: 1:1
Medium parameters used (interpolated): $f = 836.4$ MHz; $\sigma = 1.01$ mho/m; $\epsilon_r = 53.3$; $\rho = 1000$ kg/m³

Phantom section: Flat Section

DASY4 Configuration:

- Probe: ET3DV6 - SN1643; ConvF(5.93, 5.93, 5.93); Calibrated: 3/9/2010
- Sensor-Surface: 4mm (Mechanical Surface Detection)
- Electronics: DAE3 Sn472; Calibrated: 5/17/2010
- Phantom: SAM 2; Type: SAM 4.0; Serial: 1080
- Measurement SW: DASY4, V4.7 Build 80; Postprocessing SW: SEMCAD, V1.8 Build 186

Body 2/Zoom Scan (5x5x7) (5x5x7)/Cube 0: Measurement grid: dx=7.5mm, dy=7.5mm, dz=5mm

Reference Value = 23.7 V/m; Power Drift = -0.056 dB

Peak SAR (extrapolated) = 0.737 W/kg

SAR(1 g) = 0.589 mW/g; SAR(10 g) = 0.438 mW/g


[Info: Interpolated medium parameters used for SAR evaluation.](#)


Maximum value of SAR (measured) = 0.623 mW/g

Body/Area Scan (51x91x1): Measurement grid: dx=15mm, dy=15mm


[Info: Interpolated medium parameters used for SAR evaluation.](#)

Maximum value of SAR (interpolated) = 0.653 mW/g

	Document Appendix C for the BlackBerry® Smartphone Model RDM71UW/RDN71UW SAR Report			Page 33(70)
	Author Data Hang Wang	Dates of Test Jan 11 – Feb 15, 2011a	Test Report No RTS-3640-1102-04	FCC ID: L6ARDM70UW L6ARDN70UW



0 dB = 0.653mW/g

	Document Appendix C for the BlackBerry® Smartphone Model RDM71UW/RDN71UW SAR Report			Page 34(70)
	Author Data Hang Wang	Dates of Test Jan 11 – Feb 15, 2011a	Test Report No RTS-3640-1102-04	FCC ID: L6ARDM70UW L6ARDN70UW

Date/Time: 2/14/2011 9:12:02 PM

Test Laboratory: RIM Testing Services

**15mm_Spacer_Back_GPRS1900_mid_chan_amb_temp_23.3C_liq_tem
p_22.1C**

DUT: BlackBerry Smartphone; Type: Sample ; Serial: 2695E3C2


Communication System: GPRS 1900; Frequency: 1880 MHz; Duty Cycle: 1:4.2
Medium parameters used: $f = 1880$ MHz; $\sigma = 1.55$ mho/m; $\epsilon_r = 50.8$; $\rho = 1000$ kg/m³
Phantom section: Flat Section


DASY4 Configuration:

- Probe: ET3DV6 - SN1643; ConvF(4.58, 4.58, 4.58); Calibrated: 3/9/2010
- Sensor-Surface: 4mm (Mechanical Surface Detection)
- Electronics: DAE3 Sn472; Calibrated: 5/17/2010
- Phantom: SAM 2; Type: SAM 4.0; Serial: 1080
- Measurement SW: DASY4, V4.7 Build 80; Postprocessing SW: SEMCAD, V1.8 Build 186


Body/Area Scan (51x91x1): Measurement grid: dx=15mm, dy=15mm
Maximum value of SAR (interpolated) = 0.385 mW/g

Body/Zoom Scan (5x5x7) (5x5x7)/Cube 0: Measurement grid: dx=7.5mm,
dy=7.5mm, dz=5mm
Reference Value = 9.53 V/m; Power Drift = -0.205 dB
Peak SAR (extrapolated) = 0.482 W/kg
SAR(1 g) = 0.344 mW/g; SAR(10 g) = 0.218 mW/g
Maximum value of SAR (measured) = 0.372 mW/g

	Document Appendix C for the BlackBerry® Smartphone Model RDM71UW/RDN71UW SAR Report			Page 35(70)
	Author Data Hang Wang	Dates of Test Jan 11 – Feb 15, 2011a	Test Report No RTS-3640-1102-04	FCC ID: L6ARDM70UW L6ARDN70UW



0 dB = 0.372mW/g

	Document Appendix C for the BlackBerry® Smartphone Model RDM71UW/RDN71UW SAR Report			Page 36(70)
	Author Data Hang Wang	Dates of Test Jan 11 – Feb 15, 2011a	Test Report No RTS-3640-1102-04	FCC ID: L6ARDM70UW L6ARDN70UW

Date/Time: 2/14/2011 9:32:49 PM

Test Laboratory: RIM Testing Services

**Vertical_Holster_Back_GPRS1900_mid_chan_amb_temp_23.2C_liq_tem
p_22.0C**

DUT: BlackBerry Smartphone; Type: Sample ; Serial: 2695E3C2


Communication System: GPRS 1900; Frequency: 1880 MHz; Duty Cycle: 1:4.2
Medium parameters used: $f = 1880 \text{ MHz}$; $\sigma = 1.55 \text{ mho/m}$; $\epsilon_r = 50.8$; $\rho = 1000 \text{ kg/m}^3$
Phantom section: Flat Section

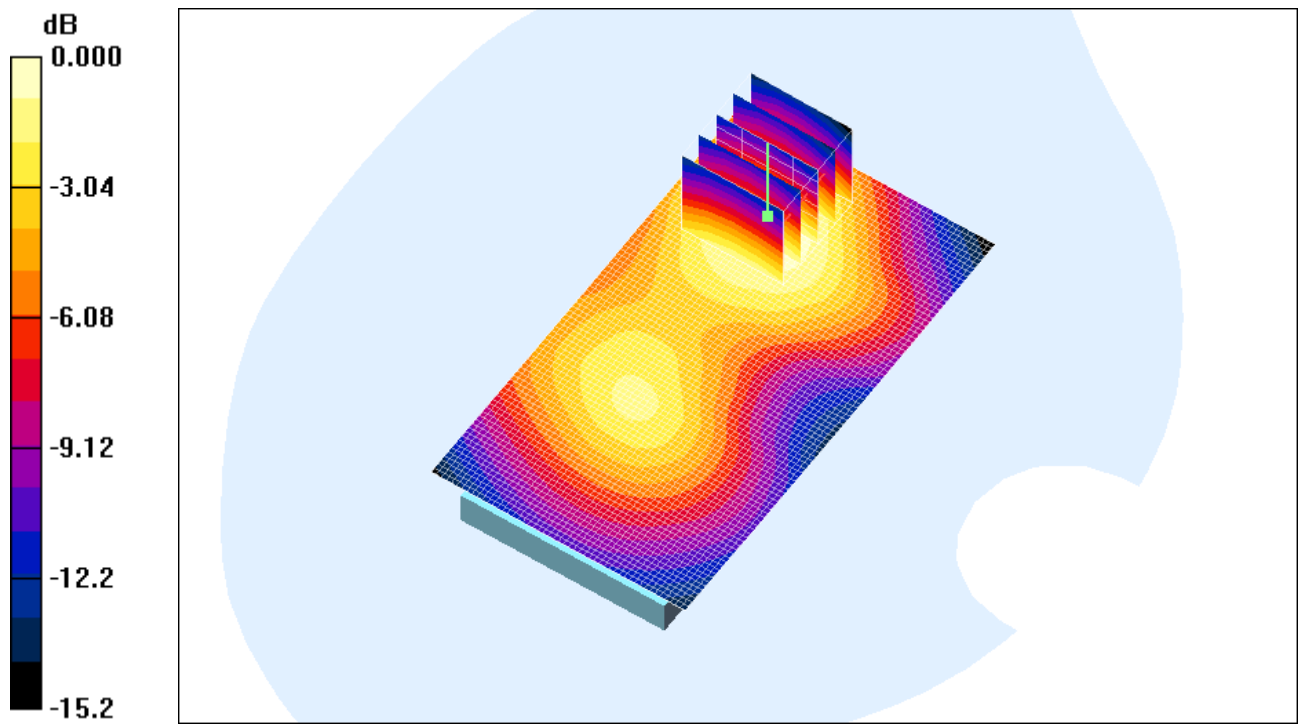
DASY4 Configuration:

- Probe: ET3DV6 - SN1643; ConvF(4.58, 4.58, 4.58); Calibrated: 3/9/2010
- Sensor-Surface: 4mm (Mechanical Surface Detection)
- Electronics: DAE3 Sn472; Calibrated: 5/17/2010
- Phantom: SAM 2; Type: SAM 4.0; Serial: 1080
- Measurement SW: DASY4, V4.7 Build 80; Postprocessing SW: SEMCAD, V1.8 Build 186


Body/Area Scan (51x91x1): Measurement grid: dx=15mm, dy=15mm
Maximum value of SAR (interpolated) = 0.278 mW/g

Body/Zoom Scan (5x5x7) (5x5x7)/Cube 0: Measurement grid: dx=7.5mm,
dy=7.5mm, dz=5mm
Reference Value = 8.26 V/m; Power Drift = -0.337 dB
Peak SAR (extrapolated) = 0.334 W/kg
SAR(1 g) = 0.244 mW/g; SAR(10 g) = 0.155 mW/g
Maximum value of SAR (measured) = 0.265 mW/g

	Document Appendix C for the BlackBerry® Smartphone Model RDM71UW/RDN71UW SAR Report			Page 37(70)
	Author Data Hang Wang	Dates of Test Jan 11 – Feb 15, 2011a	Test Report No RTS-3640-1102-04	FCC ID: L6ARDM70UW L6ARDN70UW



0 dB = 0.265mW/g

	Document Appendix C for the BlackBerry® Smartphone Model RDM71UW/RDN71UW SAR Report			Page 38(70)
	Author Data Hang Wang	Dates of Test Jan 11 – Feb 15, 2011a	Test Report No RTS-3640-1102-04	FCC ID: L6ARDM70UW L6ARDN70UW

Date/Time: 2/14/2011 9:53:19 PM

Test Laboratory: RIM Testing Services

**15mm_Spacer_Front_GPRS1900_mid_chan_amb_temp_23.1C_liq_tem
p_21.9C**

DUT: BlackBerry Smartphone; Type: Sample ; Serial: 2695E3C2


Communication System: GPRS 1900; Frequency: 1880 MHz; Duty Cycle: 1:4.2
Medium parameters used: $f = 1880 \text{ MHz}$; $\sigma = 1.55 \text{ mho/m}$; $\epsilon_r = 50.8$; $\rho = 1000 \text{ kg/m}^3$
Phantom section: Flat Section

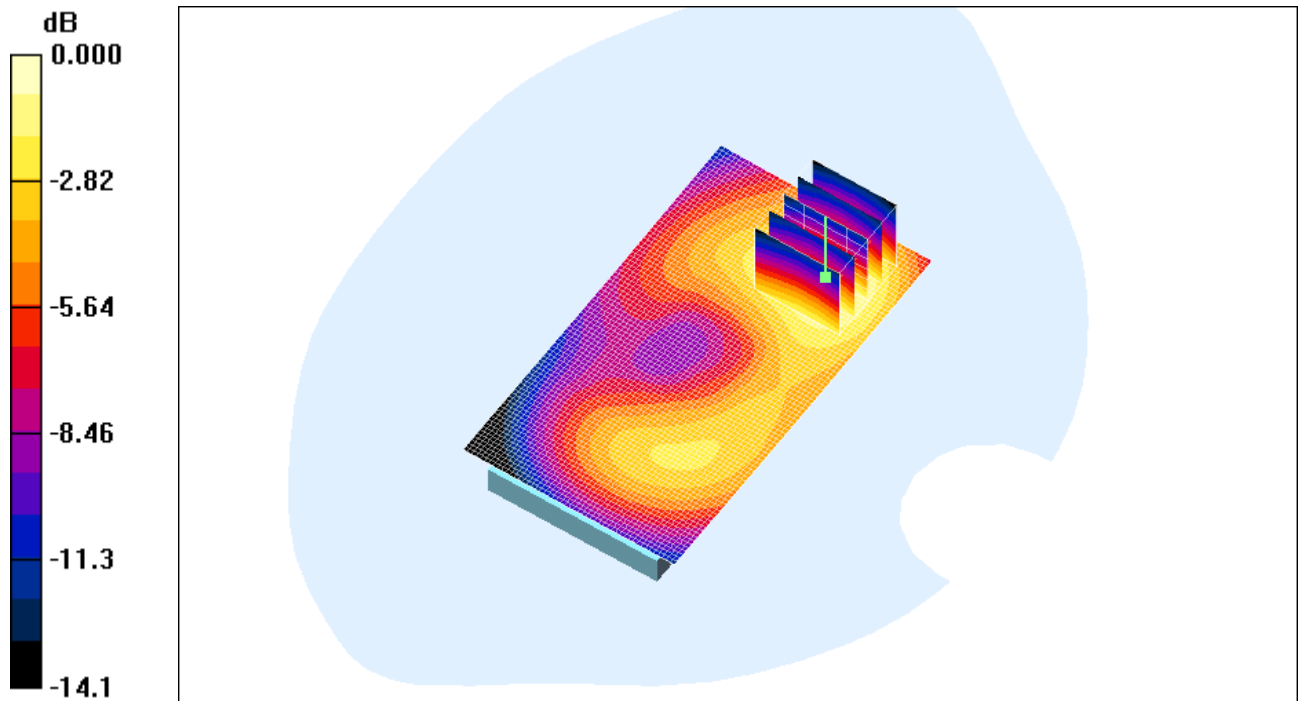
DASY4 Configuration:

- Probe: ET3DV6 - SN1643; ConvF(4.58, 4.58, 4.58); Calibrated: 3/9/2010
- Sensor-Surface: 4mm (Mechanical Surface Detection)
- Electronics: DAE3 Sn472; Calibrated: 5/17/2010
- Phantom: SAM 2; Type: SAM 4.0; Serial: 1080
- Measurement SW: DASY4, V4.7 Build 80; Postprocessing SW: SEMCAD, V1.8 Build 186


Body/Area Scan (51x91x1): Measurement grid: dx=15mm, dy=15mm
Maximum value of SAR (interpolated) = 0.260 mW/g

Body/Zoom Scan (5x5x7) (5x5x7)/Cube 0: Measurement grid: dx=7.5mm,
dy=7.5mm, dz=5mm
Reference Value = 5.68 V/m; Power Drift = -0.353 dB
Peak SAR (extrapolated) = 0.354 W/kg
SAR(1 g) = 0.239 mW/g; SAR(10 g) = 0.148 mW/g
Maximum value of SAR (measured) = 0.260 mW/g

	Document Appendix C for the BlackBerry® Smartphone Model RDM71UW/RDN71UW SAR Report			Page 39(70)
	Author Data Hang Wang	Dates of Test Jan 11 – Feb 15, 2011a	Test Report No RTS-3640-1102-04	FCC ID: L6ARDM70UW L6ARDN70UW



0 dB = 0.260mW/g

	Document Appendix C for the BlackBerry® Smartphone Model RDM71UW/RDN71UW SAR Report			Page 40(70)
	Author Data Hang Wang	Dates of Test Jan 11 – Feb 15, 2011a	Test Report No RTS-3640-1102-04	FCC ID: L6ARDM70UW L6ARDN70UW

Date/Time: 2/14/2011 10:16:19 PM

Test Laboratory: RIM Testing Services

**15mm_Spacer_Back_HS#2_GPRS1900_mid_chan_amb_temp_23.1C_li
q_temp_21.9C**

DUT: BlackBerry Smartphone; Type: Sample ; Serial: 2695E3C2


Communication System: GPRS 1900; Frequency: 1880 MHz; Duty Cycle: 1:4.2
Medium parameters used: $f = 1880 \text{ MHz}$; $\sigma = 1.55 \text{ mho/m}$; $\epsilon_r = 50.8$; $\rho = 1000 \text{ kg/m}^3$
Phantom section: Flat Section

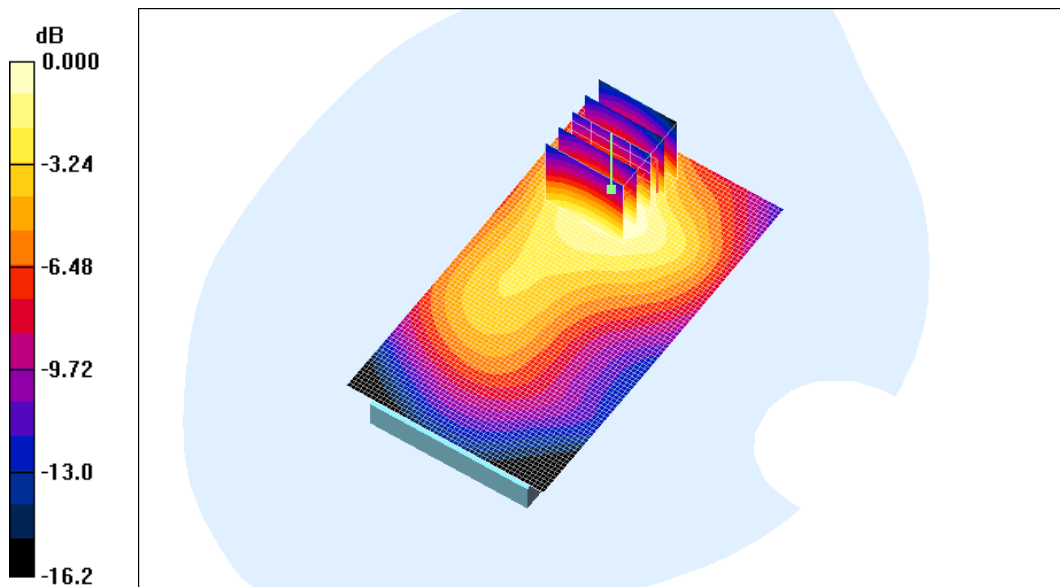
DASY4 Configuration:

- Probe: ET3DV6 - SN1643; ConvF(4.58, 4.58, 4.58); Calibrated: 3/9/2010
- Sensor-Surface: 4mm (Mechanical Surface Detection)
- Electronics: DAE3 Sn472; Calibrated: 5/17/2010
- Phantom: SAM 2; Type: SAM 4.0; Serial: 1080
- Measurement SW: DASY4, V4.7 Build 80; Postprocessing SW: SEMCAD, V1.8 Build 186


Body/Area Scan (51x91x1): Measurement grid: $dx=15\text{mm}$, $dy=15\text{mm}$
Maximum value of SAR (interpolated) = 0.339 mW/g

Body/Zoom Scan (5x5x7) (5x5x7)/Cube 0: Measurement grid: $dx=7.5\text{mm}$,
 $dy=7.5\text{mm}$, $dz=5\text{mm}$
Reference Value = 7.77 V/m; Power Drift = 0.024 dB
Peak SAR (extrapolated) = 0.426 W/kg
SAR(1 g) = 0.305 mW/g; SAR(10 g) = 0.193 mW/g
Maximum value of SAR (measured) = 0.330 mW/g

	Document Appendix C for the BlackBerry® Smartphone Model RDM71UW/RDN71UW SAR Report			Page 41(70)
	Author Data Hang Wang	Dates of Test Jan 11 – Feb 15, 2011a	Test Report No RTS-3640-1102-04	FCC ID: L6ARDM70UW L6ARDN70UW



0 dB = 0.330mW/g

	Document Appendix C for the BlackBerry® Smartphone Model RDM71UW/RDN71UW SAR Report			Page 42(70)
	Author Data Hang Wang	Dates of Test Jan 11 – Feb 15, 2011a	Test Report No RTS-3640-1102-04	FCC ID: L6ARDM70UW L6ARDN70UW

Date/Time: 2/15/2011 12:01:51 AM

Test Laboratory: RIM Testing Services

**15mm_Spacer_Back_GPRS1900_3_Slots_mid_chan_amb_temp_23.2C
_liq_temp_22.0C**

DUT: BlackBerry Smartphone; Type: Sample ; Serial: 2695E3C2


Communication System: GPRS 1900 (3-slots); Frequency: 1880 MHz; Duty Cycle: 1:2.8
Medium parameters used: $f = 1880 \text{ MHz}$; $\sigma = 1.55 \text{ mho/m}$; $\epsilon_r = 50.8$; $\rho = 1000 \text{ kg/m}^3$
Phantom section: Flat Section

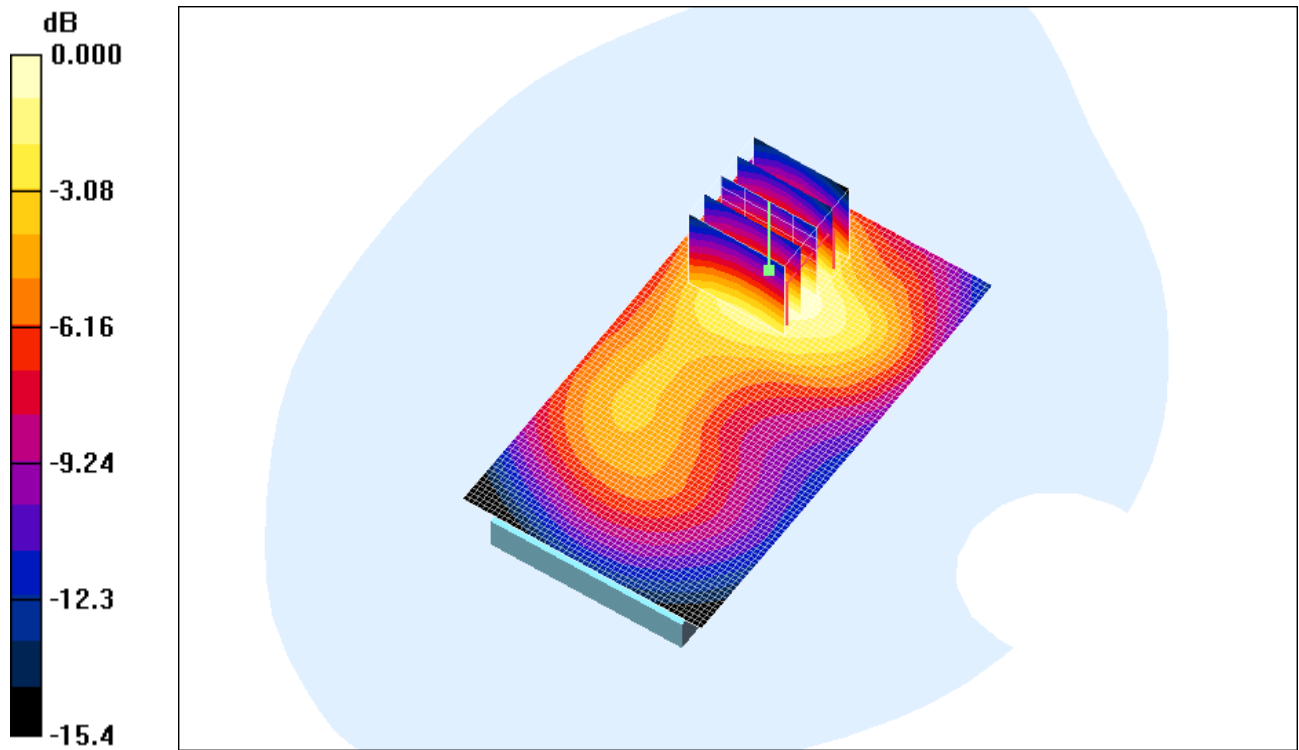
DASY4 Configuration:

- Probe: ET3DV6 - SN1643; ConvF(4.58, 4.58, 4.58); Calibrated: 3/9/2010
- Sensor-Surface: 4mm (Mechanical Surface Detection)
- Electronics: DAE3 Sn472; Calibrated: 5/17/2010
- Phantom: SAM 2; Type: SAM 4.0; Serial: 1080
- Measurement SW: DASY4, V4.7 Build 80; Postprocessing SW: SEMCAD, V1.8 Build 186


Body/Area Scan (51x91x1): Measurement grid: dx=15mm, dy=15mm
Maximum value of SAR (interpolated) = 0.435 mW/g

Body/Zoom Scan (5x5x7) (5x5x7)/Cube 0: Measurement grid: dx=7.5mm,
dy=7.5mm, dz=5mm
Reference Value = 8.15 V/m; Power Drift = 0.237 dB
Peak SAR (extrapolated) = 0.570 W/kg
SAR(1 g) = 0.407 mW/g; SAR(10 g) = 0.257 mW/g
Maximum value of SAR (measured) = 0.439 mW/g

	Document Appendix C for the BlackBerry® Smartphone Model RDM71UW/RDN71UW SAR Report			Page 43(70)
	Author Data Hang Wang	Dates of Test Jan 11 – Feb 15, 2011a	Test Report No RTS-3640-1102-04	FCC ID: L6ARDM70UW L6ARDN70UW



0 dB = 0.439mW/g

	Document Appendix C for the BlackBerry® Smartphone Model RDM71UW/RDN71UW SAR Report			Page 44(70)
	Author Data Hang Wang	Dates of Test Jan 11 – Feb 15, 2011a	Test Report No RTS-3640-1102-04	FCC ID: L6ARDM70UW L6ARDN70UW

Date/Time: 2/15/2011 12:14:58 AM

Test Laboratory: RIM Testing Services

**15mm_Spacer_Back_GPRS1900_4_Slots_mid_chan_amb_temp_23.2C
_liq_temp_22.0C**

DUT: BlackBerry Smartphone; Type: Sample ; Serial: 2695E3C2

Communication System: GPRS 1900 (4-slots); Frequency: 1880 MHz; Duty Cycle: 1:2.1
Medium parameters used: $f = 1880 \text{ MHz}$; $\sigma = 1.55 \text{ mho/m}$; $\epsilon_r = 50.8$; $\rho = 1000 \text{ kg/m}^3$
Phantom section: Flat Section

DASY4 Configuration:

- Probe: ET3DV6 - SN1643; ConvF(4.58, 4.58, 4.58); Calibrated: 3/9/2010
- Sensor-Surface: 4mm (Mechanical Surface Detection)
- Electronics: DAE3 Sn472; Calibrated: 5/17/2010
- Phantom: SAM 2; Type: SAM 4.0; Serial: 1080
- Measurement SW: DASY4, V4.7 Build 80; Postprocessing SW: SEMCAD, V1.8 Build 186

Body/Area Scan (51x91x1): Measurement grid: dx=15mm, dy=15mm
Maximum value of SAR (interpolated) = 0.459 mW/g

Body/Zoom Scan (5x5x7) (5x5x7)/Cube 0: Measurement grid: dx=7.5mm,
dy=7.5mm, dz=5mm
Reference Value = 8.54 V/m; Power Drift = 0.012 dB
Peak SAR (extrapolated) = 0.595 W/kg
SAR(1 g) = 0.425 mW/g; SAR(10 g) = 0.267 mW/g
Maximum value of SAR (measured) = 0.461 mW/g

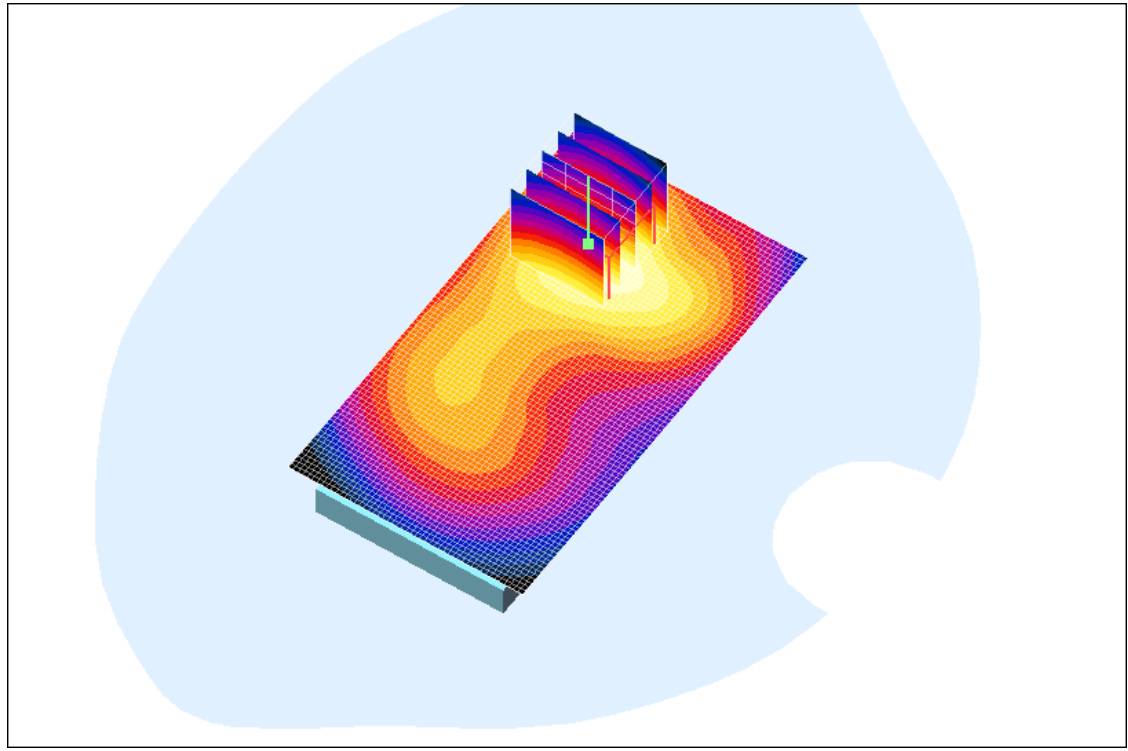
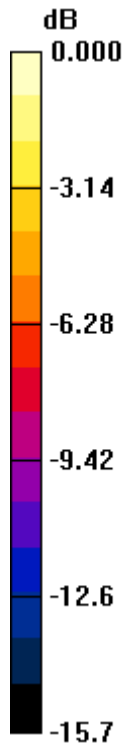
Author Data Hang Wang

Dates of Test Jan 11 – Feb 15, 2011a
--


Test Report No RTS-3640-1102-04

FCC ID: L6ARDM70UW L6ARDN70UW

IC ID: 2503A-RDM70UW 2503A-RDN70UW
--



0 dB = 0.461mW/g

	Document Appendix C for the BlackBerry® Smartphone Model RDM71UW/RDN71UW SAR Report			Page 46(70)
	Author Data Hang Wang	Dates of Test Jan 11 – Feb 15, 2011a	Test Report No RTS-3640-1102-04	FCC ID: L6ARDM70UW L6ARDN70UW

Date/Time: 2/14/2011 10:46:42 PM

Test Laboratory: RIM Testing Services

**15mm_Spacer_Back_UMTS_band_II_low_chan_amb_temp_23.1C_liq_t
emp_21.9C**

DUT: BlackBerry Smartphone; Type: Sample ; Serial: 2695E3C2

Communication System: WCDMA FDD II; Frequency: 1852.4 MHz; Duty Cycle: 1:1
Medium parameters used (interpolated): $f = 1852.4 \text{ MHz}$; $\sigma = 1.51 \text{ mho/m}$; $\epsilon_r = 50.9$; $\rho = 1000 \text{ kg/m}^3$

Phantom section: Flat Section

DASY4 Configuration:

- Probe: ET3DV6 - SN1643; ConvF(4.58, 4.58, 4.58); Calibrated: 3/9/2010
- Sensor-Surface: 4mm (Mechanical Surface Detection)
- Electronics: DAE3 Sn472; Calibrated: 5/17/2010
- Phantom: SAM 2; Type: SAM 4.0; Serial: 1080
- Measurement SW: DASY4, V4.7 Build 80; Postprocessing SW: SEMCAD, V1.8 Build 186

Body/Area Scan (51x91x1): Measurement grid: dx=15mm, dy=15mm

[Info: Interpolated medium parameters used for SAR evaluation.](#)

Maximum value of SAR (interpolated) = 0.726 mW/g

Body/Zoom Scan (5x5x7) (5x5x7)/Cube 0: Measurement grid: dx=7.5mm, dy=7.5mm, dz=5mm


Reference Value = 11.2 V/m; Power Drift = 0.043 dB


Peak SAR (extrapolated) = 0.962 W/kg

SAR(1 g) = 0.680 mW/g; SAR(10 g) = 0.428 mW/g


[Info: Interpolated medium parameters used for SAR evaluation.](#)

Maximum value of SAR (measured) = 0.730 mW/g

	Document Appendix C for the BlackBerry® Smartphone Model RDM71UW/RDN71UW SAR Report			Page 47(70)
	Author Data Hang Wang	Dates of Test Jan 11 – Feb 15, 2011a	Test Report No RTS-3640-1102-04	FCC ID: L6ARDM70UW L6ARDN70UW



0 dB = 0.730mW/g

	Document Appendix C for the BlackBerry® Smartphone Model RDM71UW/RDN71UW SAR Report			Page 48(70)
	Author Data Hang Wang	Dates of Test Jan 11 – Feb 15, 2011a	Test Report No RTS-3640-1102-04	FCC ID: L6ARDM70UW L6ARDN70UW

Date/Time: 2/14/2011 10:32:30 PM

Test Laboratory: RIM Testing Services

**15mm_Spacer_Back_UMTS_band_II_mid_chan_amb_temp_23.1C_liq_t
emp_21.9C**

DUT: BlackBerry Smartphone; Type: Sample ; Serial: 2695E3C2

Communication System: WCDMA FDD II; Frequency: 1880 MHz; Duty Cycle: 1:1
Medium parameters used: $f = 1880$ MHz; $\sigma = 1.55$ mho/m; $\epsilon_r = 50.8$; $\rho = 1000$ kg/m³
Phantom section: Flat Section

DASY4 Configuration:

- Probe: ET3DV6 - SN1643; ConvF(4.58, 4.58, 4.58); Calibrated: 3/9/2010
- Sensor-Surface: 4mm (Mechanical Surface Detection)
- Electronics: DAE3 Sn472; Calibrated: 5/17/2010
- Phantom: SAM 2; Type: SAM 4.0; Serial: 1080
- Measurement SW: DASY4, V4.7 Build 80; Postprocessing SW: SEMCAD, V1.8 Build 186

Body/Area Scan (51x91x1): Measurement grid: dx=15mm, dy=15mm
Maximum value of SAR (interpolated) = 0.851 mW/g

Body/Zoom Scan (5x5x7) (5x5x7)/Cube 0: Measurement grid: dx=7.5mm,
dy=7.5mm, dz=5mm
Reference Value = 11.6 V/m; Power Drift = -0.277 dB
Peak SAR (extrapolated) = 1.10 W/kg
SAR(1 g) = 0.788 mW/g; SAR(10 g) = 0.498 mW/g
Maximum value of SAR (measured) = 0.850 mW/g

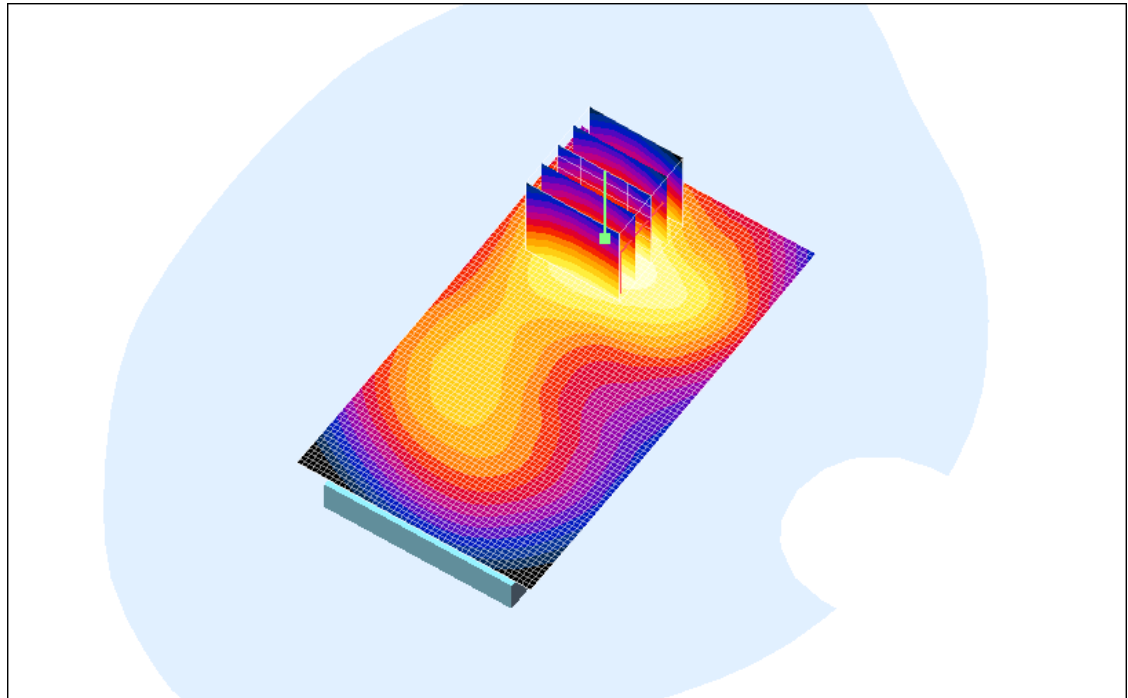
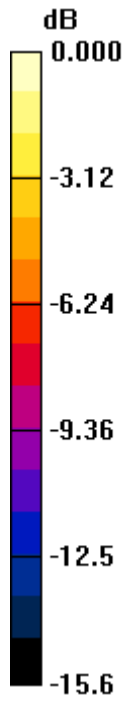
Author Data Hang Wang

Dates of Test Jan 11 – Feb 15, 2011a
--


Test Report No RTS-3640-1102-04

FCC ID: L6ARDM70UW L6ARDN70UW

IC ID: 2503A-RDM70UW 2503A-RDN70UW
--



0 dB = 0.850mW/g

	Document Appendix C for the BlackBerry® Smartphone Model RDM71UW/RDN71UW SAR Report			Page 50(70)
	Author Data Hang Wang	Dates of Test Jan 11 – Feb 15, 2011a	Test Report No RTS-3640-1102-04	FCC ID: L6ARDM70UW L6ARDN70UW

Date/Time: 2/14/2011 10:59:30 PM

Test Laboratory: RIM Testing Services

**15mm_Spacer_Back_UMTS_band_II_high_chan_amb_temp_23.1C_liq_t
emp_21.9C**

DUT: BlackBerry Smartphone; Type: Sample ; Serial: 2695E3C2

Communication System: WCDMA FDD II; Frequency: 1907.6 MHz; Duty Cycle: 1:1
Medium parameters used (interpolated): $f = 1907.6 \text{ MHz}$; $\sigma = 1.57 \text{ mho/m}$; $\epsilon_r = 50.6$; $\rho = 1000 \text{ kg/m}^3$

Phantom section: Flat Section

DASY4 Configuration:

- Probe: ET3DV6 - SN1643; ConvF(4.58, 4.58, 4.58); Calibrated: 3/9/2010
- Sensor-Surface: 4mm (Mechanical Surface Detection)
- Electronics: DAE3 Sn472; Calibrated: 5/17/2010
- Phantom: SAM 2; Type: SAM 4.0; Serial: 1080
- Measurement SW: DASY4, V4.7 Build 80; Postprocessing SW: SEMCAD, V1.8 Build 186

Body/Area Scan (51x91x1): Measurement grid: dx=15mm, dy=15mm

[Info: Interpolated medium parameters used for SAR evaluation.](#)

Maximum value of SAR (interpolated) = 1.04 mW/g

Body/Zoom Scan (5x5x7) (5x5x7)/Cube 0: Measurement grid: dx=7.5mm, dy=7.5mm, dz=5mm


Reference Value = 11.0 V/m; Power Drift = -0.035 dB

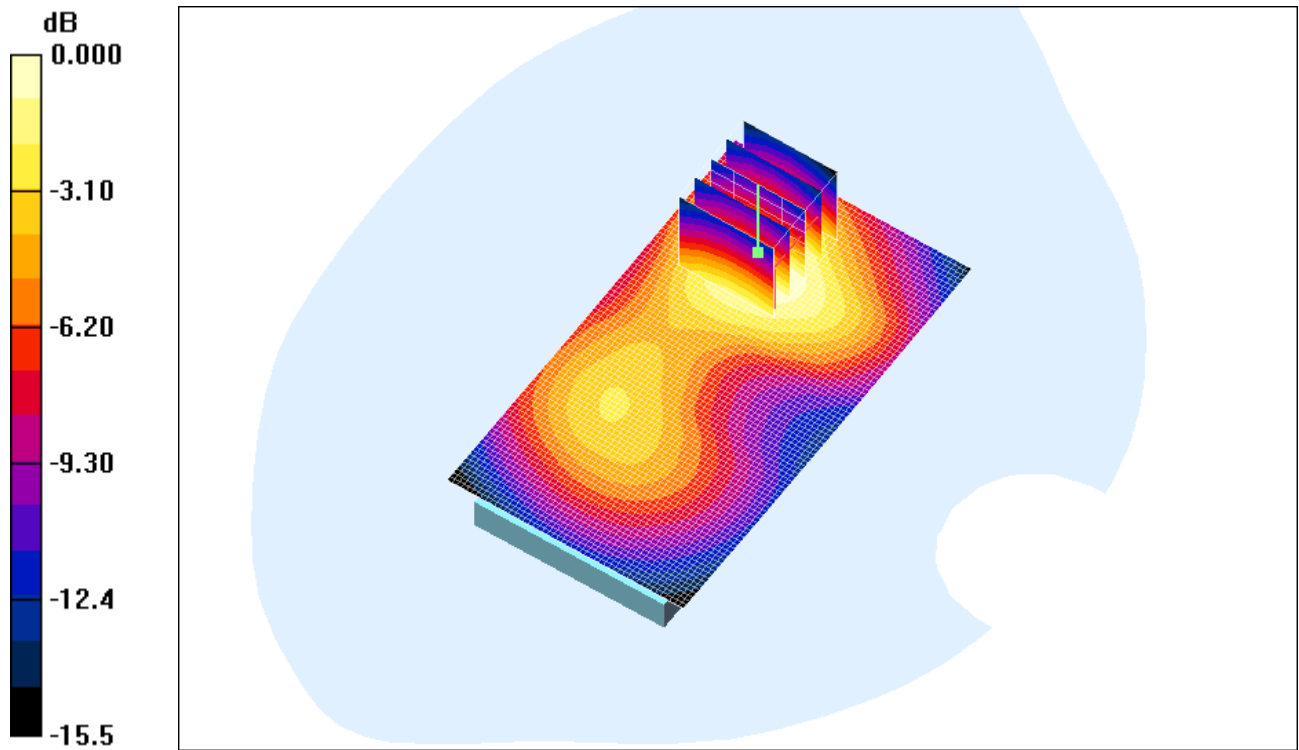
Peak SAR (extrapolated) = 1.32 W/kg

SAR(1 g) = 0.941 mW/g; SAR(10 g) = 0.589 mW/g


[Info: Interpolated medium parameters used for SAR evaluation.](#)

Maximum value of SAR (measured) = 1.02 mW/g

	Document Appendix C for the BlackBerry® Smartphone Model RDM71UW/RDN71UW SAR Report			Page 51(70)
	Author Data Hang Wang	Dates of Test Jan 11 – Feb 15, 2011a	Test Report No RTS-3640-1102-04	FCC ID: L6ARDM70UW L6ARDN70UW



0 dB = 1.02mW/g

	Document Appendix C for the BlackBerry® Smartphone Model RDM71UW/RDN71UW SAR Report			Page 52(70)
	Author Data Hang Wang	Dates of Test Jan 11 – Feb 15, 2011a	Test Report No RTS-3640-1102-04	FCC ID: L6ARDM70UW L6ARDN70UW

Date/Time: 2/14/2011 11:13:17 PM

Test Laboratory: RIM Testing Services

**Vertical_Holster_Back_UMTS_band_II_high_chan_amb_temp_23.2C_liq
_temp_22.0C**

DUT: BlackBerry Smartphone; Type: Sample ; Serial: 2695E3C2

Communication System: WCDMA FDD II; Frequency: 1907.6 MHz; Duty Cycle: 1:1
Medium parameters used (interpolated): $f = 1907.6 \text{ MHz}$; $\sigma = 1.57 \text{ mho/m}$; $\epsilon_r = 50.6$; $\rho = 1000 \text{ kg/m}^3$

Phantom section: Flat Section

DASY4 Configuration:

- Probe: ET3DV6 - SN1643; ConvF(4.58, 4.58, 4.58); Calibrated: 3/9/2010
- Sensor-Surface: 4mm (Mechanical Surface Detection)
- Electronics: DAE3 Sn472; Calibrated: 5/17/2010
- Phantom: SAM 2; Type: SAM 4.0; Serial: 1080
- Measurement SW: DASY4, V4.7 Build 80; Postprocessing SW: SEMCAD, V1.8 Build 186

Body/Area Scan (51x91x1): Measurement grid: dx=15mm, dy=15mm

[Info: Interpolated medium parameters used for SAR evaluation.](#)

Maximum value of SAR (interpolated) = 0.662 mW/g

Body/Zoom Scan (5x5x7) (5x5x7)/Cube 0: Measurement grid: dx=7.5mm, dy=7.5mm, dz=5mm

Reference Value = 9.56 V/m; Power Drift = -0.056 dB

Peak SAR (extrapolated) = 0.826 W/kg

SAR(1 g) = 0.587 mW/g; SAR(10 g) = 0.372 mW/g

[Info: Interpolated medium parameters used for SAR evaluation.](#)

Maximum value of SAR (measured) = 0.638 mW/g

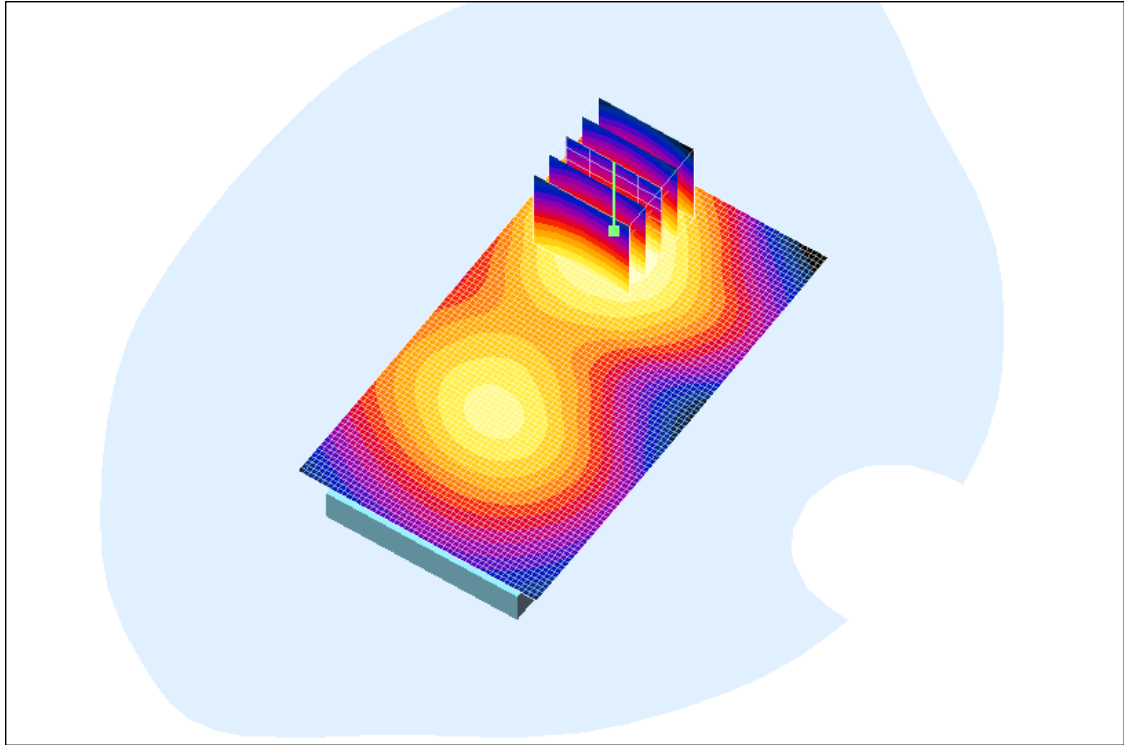
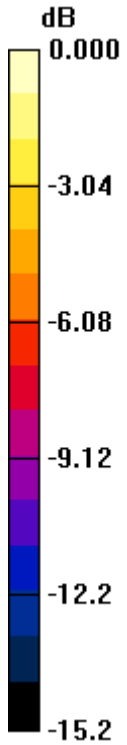
Author Data Hang Wang

Dates of Test Jan 11 – Feb 15, 2011a
--


Test Report No RTS-3640-1102-04

FCC ID: L6ARDM70UW L6ARDN70UW

IC ID: 2503A-RDM70UW 2503A-RDN70UW
--



0 dB = 0.638mW/g

	Document Appendix C for the BlackBerry® Smartphone Model RDM71UW/RDN71UW SAR Report			Page 54(70)
	Author Data Hang Wang	Dates of Test Jan 11 – Feb 15, 2011a	Test Report No RTS-3640-1102-04	FCC ID: L6ARDM70UW L6ARDN70UW

Date/Time: 2/14/2011 11:26:49 PM

Test Laboratory: RIM Testing Services

15mm_Spacer_Front_UMTS_band_II_high_chan_amb_temp_23.3C_liq_ temp_22.1C

DUT: BlackBerry Smartphone; Type: Sample ; Serial: 2695E3C2

Communication System: WCDMA FDD II; Frequency: 1907.6 MHz; Duty Cycle: 1:1
Medium parameters used (interpolated): $f = 1907.6 \text{ MHz}$; $\sigma = 1.57 \text{ mho/m}$; $\epsilon_r = 50.6$; $\rho = 1000 \text{ kg/m}^3$

Phantom section: Flat Section

DASY4 Configuration:

- Probe: ET3DV6 - SN1643; ConvF(4.58, 4.58, 4.58); Calibrated: 3/9/2010
- Sensor-Surface: 4mm (Mechanical Surface Detection)
- Electronics: DAE3 Sn472; Calibrated: 5/17/2010
- Phantom: SAM 2; Type: SAM 4.0; Serial: 1080
- Measurement SW: DASY4, V4.7 Build 80; Postprocessing SW: SEMCAD, V1.8 Build 186

Body/Area Scan (51x91x1): Measurement grid: dx=15mm, dy=15mm

[Info: Interpolated medium parameters used for SAR evaluation.](#)

Maximum value of SAR (interpolated) = 0.596 mW/g

Body/Zoom Scan (5x5x7) (5x5x7)/Cube 0: Measurement grid: dx=7.5mm, dy=7.5mm, dz=5mm

Reference Value = 7.36 V/m; Power Drift = 0.017 dB

Peak SAR (extrapolated) = 0.812 W/kg

SAR(1 g) = 0.542 mW/g; SAR(10 g) = 0.335 mW/g

[Info: Interpolated medium parameters used for SAR evaluation.](#)

Maximum value of SAR (measured) = 0.593 mW/g


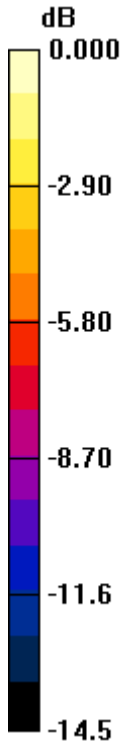
Author Data Hang Wang

Dates of Test Jan 11 – Feb 15, 2011a
--


Test Report No RTS-3640-1102-04

FCC ID: L6ARDM70UW L6ARDN70UW

IC ID: 2503A-RDM70UW 2503A-RDN70UW
--



0 dB = 0.593mW/g

	Document Appendix C for the BlackBerry® Smartphone Model RDM71UW/RDN71UW SAR Report			Page 56(70)
	Author Data Hang Wang	Dates of Test Jan 11 – Feb 15, 2011a	Test Report No RTS-3640-1102-04	FCC ID: L6ARDM70UW L6ARDN70UW

Date/Time: 2/14/2011 11:44:48 PM

Test Laboratory: RIM Testing Services

**15mm_Spacer_Back_HS#2_UMTS_band_II_high_chan_amb_temp_23.3
C_liq_temp_22.1C**

DUT: BlackBerry Smartphone; Type: Sample ; Serial: 2695E3C2

Communication System: WCDMA FDD II; Frequency: 1907.6 MHz; Duty Cycle: 1:1
Medium parameters used (interpolated): $f = 1907.6$ MHz; $\sigma = 1.57$ mho/m; $\epsilon_r = 50.6$; $\rho = 1000$ kg/m³

Phantom section: Flat Section

DASY4 Configuration:

- Probe: ET3DV6 - SN1643; ConvF(4.58, 4.58, 4.58); Calibrated: 3/9/2010
- Sensor-Surface: 4mm (Mechanical Surface Detection)
- Electronics: DAE3 Sn472; Calibrated: 5/17/2010
- Phantom: SAM 2; Type: SAM 4.0; Serial: 1080
- Measurement SW: DASY4, V4.7 Build 80; Postprocessing SW: SEMCAD, V1.8 Build 186

Body/Area Scan (51x91x1): Measurement grid: dx=15mm, dy=15mm

[Info: Interpolated medium parameters used for SAR evaluation.](#)

Maximum value of SAR (interpolated) = 0.985 mW/g

Body/Zoom Scan (5x5x7) (5x5x7)/Cube 0: Measurement grid: dx=7.5mm, dy=7.5mm, dz=5mm


Reference Value = 11.5 V/m; Power Drift = -0.180 dB

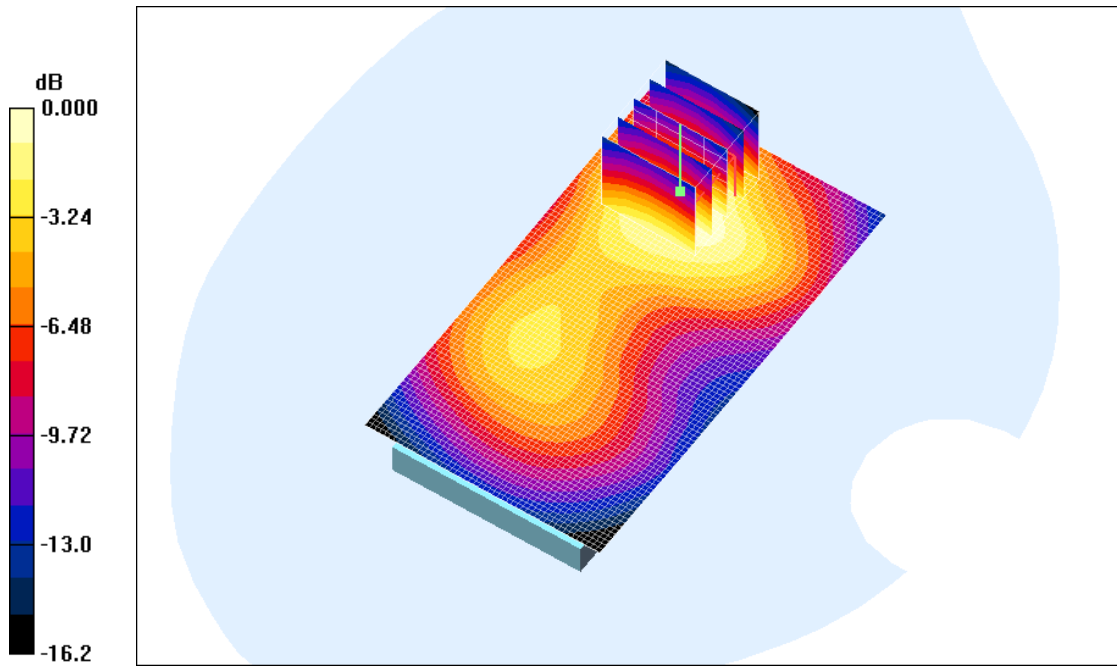
Peak SAR (extrapolated) = 1.24 W/kg

SAR(1 g) = 0.880 mW/g; SAR(10 g) = 0.551 mW/g


[Info: Interpolated medium parameters used for SAR evaluation.](#)

Maximum value of SAR (measured) = 0.953 mW/g

	Document Appendix C for the BlackBerry® Smartphone Model RDM71UW/RDN71UW SAR Report			Page 57(70)
	Author Data Hang Wang	Dates of Test Jan 11 – Feb 15, 2011a	Test Report No RTS-3640-1102-04	FCC ID: L6ARDM70UW L6ARDN70UW



0 dB = 0.953mW/g

	Document Appendix C for the BlackBerry® Smartphone Model RDM71UW/RDN71UW SAR Report			Page 58(70)
	Author Data Hang Wang	Dates of Test Jan 11 – Feb 15, 2011a	Test Report No RTS-3640-1102-04	FCC ID: L6ARDM70UW L6ARDN70UW

Date/Time: 1/11/2011 10:06:52 PM

Test Laboratory: RIM Testing Services

15mm_Spacer_802.11b_high_chan_amb_temp_23.5C_liq_temp_22.5C

DUT: BlackBerry Smartphone; Type: Sample ; Serial: 26000070

Communication System: 802.11 b (2450); Frequency: 2462 MHz; Duty Cycle: 1:1
Medium parameters used (interpolated): $f = 2462$ MHz; $\sigma = 1.95$ mho/m; $\epsilon_r = 50.4$; $\rho = 1000$ kg/m³

Phantom section: Flat Section

DASY4 Configuration:

- Probe: ET3DV6 - SN1644; ConvF(4.05, 4.05, 4.05); Calibrated: 11/16/2010
- Sensor-Surface: 4mm (Mechanical Surface Detection)
- Electronics: DAE3 Sn472; Calibrated: 5/17/2010
- Phantom: SAM 2; Type: SAM 4.0; Serial: 1080
- Measurement SW: DASY4, V4.7 Build 80; Postprocessing SW: SEMCAD, V1.8 Build 186

Body/Area Scan (51x91x1): Measurement grid: dx=15mm, dy=15mm

[Info: Interpolated medium parameters used for SAR evaluation.](#)

Maximum value of SAR (interpolated) = 0.060 mW/g

Body/Zoom Scan (5x5x7) (5x5x7)/Cube 0: Measurement grid: dx=7.5mm, dy=7.5mm, dz=5mm


Reference Value = 4.51 V/m; Power Drift = -0.212 dB


Peak SAR (extrapolated) = 0.120 W/kg

SAR(1 g) = 0.056 mW/g; SAR(10 g) = 0.032 mW/g


[Info: Interpolated medium parameters used for SAR evaluation.](#)

Maximum value of SAR (measured) = 0.058 mW/g

	Document Appendix C for the BlackBerry® Smartphone Model RDM71UW/RDN71UW SAR Report			Page 59(70)
	Author Data Hang Wang	Dates of Test Jan 11 – Feb 15, 2011a	Test Report No RTS-3640-1102-04	FCC ID: L6ARDM70UW L6ARDN70UW



0 dB = 0.058mW/g

	Document Appendix C for the BlackBerry® Smartphone Model RDM71UW/RDN71UW SAR Report			Page 60(70)
	Author Data Hang Wang	Dates of Test Jan 11 – Feb 15, 2011a	Test Report No RTS-3640-1102-04	FCC ID: L6ARDM70UW L6ARDN70UW

Date/Time: 1/11/2011 8:51:40 PM

Test Laboratory: RIM Testing Services

Vertical_Holster_Back_802.11b_high_chan_amb_temp_23.5C_liq_temp_22.6C

DUT: BlackBerry Smartphone; Type: Sample ; Serial: 26000070

Communication System: 802.11 b (2450); Frequency: 2462 MHz; Duty Cycle: 1:1
Medium parameters used (interpolated): $f = 2462$ MHz; $\sigma = 1.95$ mho/m; $\epsilon_r = 50.4$; $\rho = 1000$ kg/m³

Phantom section: Flat Section

DASY4 Configuration:

- Probe: ET3DV6 - SN1644; ConvF(4.05, 4.05, 4.05); Calibrated: 11/16/2010
- Sensor-Surface: 4mm (Mechanical Surface Detection)
- Electronics: DAE3 Sn472; Calibrated: 5/17/2010
- Phantom: SAM 2; Type: SAM 4.0; Serial: 1080
- Measurement SW: DASY4, V4.7 Build 80; Postprocessing SW: SEMCAD, V1.8 Build 186

Body/Area Scan (51x91x1): Measurement grid: dx=15mm, dy=15mm

[Info: Interpolated medium parameters used for SAR evaluation.](#)

Maximum value of SAR (interpolated) = 0.072 mW/g

Body/Zoom Scan (5x5x7) (5x5x7)/Cube 0: Measurement grid: dx=7.5mm, dy=7.5mm, dz=5mm


Reference Value = 4.71 V/m; Power Drift = -0.010 dB


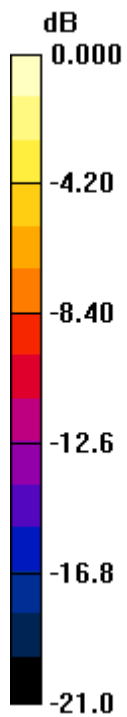
Peak SAR (extrapolated) = 0.166 W/kg

SAR(1 g) = 0.075 mW/g; SAR(10 g) = 0.039 mW/g


[Info: Interpolated medium parameters used for SAR evaluation.](#)

Maximum value of SAR (measured) = 0.077 mW/g

	Document Appendix C for the BlackBerry® Smartphone Model RDM71UW/RDN71UW SAR Report			Page 61(70)
	Author Data Hang Wang	Dates of Test Jan 11 – Feb 15, 2011a	Test Report No RTS-3640-1102-04	FCC ID: L6ARDM70UW L6ARDN70UW



0 dB = 0.077mW/g

	Document Appendix C for the BlackBerry® Smartphone Model RDM71UW/RDN71UW SAR Report			Page 62(70)
	Author Data Hang Wang	Dates of Test Jan 11 – Feb 15, 2011a	Test Report No RTS-3640-1102-04	FCC ID: L6ARDM70UW L6ARDN70UW

Date/Time: 1/11/2011 9:06:53 PM

Test Laboratory: RIM Testing Services

Vertical_Holster_Front_802.11b_high_chan_amb_temp_23.5C_liq_temp _22.6C

DUT: BlackBerry Smartphone; Type: Sample ; Serial: 26000070

Communication System: 802.11 b (2450); Frequency: 2462 MHz; Duty Cycle: 1:1
Medium parameters used (interpolated): $f = 2462$ MHz; $\sigma = 1.95$ mho/m; $\epsilon_r = 50.4$; $\rho = 1000$ kg/m³

Phantom section: Flat Section

DASY4 Configuration:

- Probe: ET3DV6 - SN1644; ConvF(4.05, 4.05, 4.05); Calibrated: 11/16/2010
- Sensor-Surface: 4mm (Mechanical Surface Detection)
- Electronics: DAE3 Sn472; Calibrated: 5/17/2010
- Phantom: SAM 2; Type: SAM 4.0; Serial: 1080
- Measurement SW: DASY4, V4.7 Build 80; Postprocessing SW: SEMCAD, V1.8 Build 186

Body/Area Scan (51x91x1): Measurement grid: dx=15mm, dy=15mm

[Info: Interpolated medium parameters used for SAR evaluation.](#)

Maximum value of SAR (interpolated) = 0.051 mW/g

Body/Zoom Scan (5x5x7) (5x5x7)/Cube 0: Measurement grid: dx=7.5mm, dy=7.5mm, dz=5mm

Reference Value = 3.36 V/m; Power Drift = 0.141 dB

Peak SAR (extrapolated) = 0.100 W/kg

SAR(1 g) = 0.046 mW/g; SAR(10 g) = 0.025 mW/g

[Info: Interpolated medium parameters used for SAR evaluation.](#)

Maximum value of SAR (measured) = 0.050 mW/g


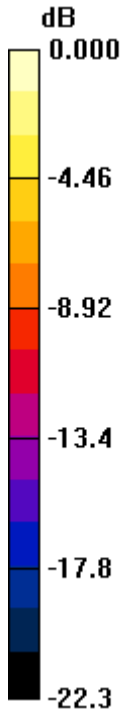
Author Data Hang Wang

Dates of Test Jan 11 – Feb 15, 2011a
--


Test Report No RTS-3640-1102-04

FCC ID: L6ARDM70UW L6ARDN70UW

IC ID: 2503A-RDM70UW 2503A-RDN70UW
--



0 dB = 0.050mW/g

	Document Appendix C for the BlackBerry® Smartphone Model RDM71UW/RDN71UW SAR Report			Page 64(70)
	Author Data Hang Wang	Dates of Test Jan 11 – Feb 15, 2011a	Test Report No RTS-3640-1102-04	FCC ID: L6ARDM70UW L6ARDN70UW

Date/Time: 1/11/2011 9:21:52 PM

Test Laboratory: RIM Testing Services

15mm_Spacer_HS#1_802.11b_high_chan_amb_temp_23.5C_liq_temp_22.6C

DUT: BlackBerry Smartphone; Type: Sample ; Serial: 26000070

Communication System: 802.11 b (2450); Frequency: 2462 MHz; Duty Cycle: 1:1
Medium parameters used (interpolated): $f = 2462$ MHz; $\sigma = 1.95$ mho/m; $\epsilon_r = 50.4$; $\rho = 1000$ kg/m³

Phantom section: Flat Section

DASY4 Configuration:

- Probe: ET3DV6 - SN1644; ConvF(4.05, 4.05, 4.05); Calibrated: 11/16/2010
- Sensor-Surface: 4mm (Mechanical Surface Detection)
- Electronics: DAE3 Sn472; Calibrated: 5/17/2010
- Phantom: SAM 2; Type: SAM 4.0; Serial: 1080
- Measurement SW: DASY4, V4.7 Build 80; Postprocessing SW: SEMCAD, V1.8 Build 186

Body/Area Scan (51x91x1): Measurement grid: dx=15mm, dy=15mm

[Info: Interpolated medium parameters used for SAR evaluation.](#)

Maximum value of SAR (interpolated) = 0.051 mW/g

Body/Zoom Scan (5x5x7) (5x5x7)/Cube 0: Measurement grid: dx=7.5mm, dy=7.5mm, dz=5mm


Reference Value = 3.74 V/m; Power Drift = -0.115 dB


Peak SAR (extrapolated) = 0.110 W/kg

SAR(1 g) = 0.048 mW/g; SAR(10 g) = 0.028 mW/g


[Info: Interpolated medium parameters used for SAR evaluation.](#)

Maximum value of SAR (measured) = 0.049 mW/g

	Document Appendix C for the BlackBerry® Smartphone Model RDM71UW/RDN71UW SAR Report			Page 65(70)
	Author Data Hang Wang	Dates of Test Jan 11 – Feb 15, 2011a	Test Report No RTS-3640-1102-04	FCC ID: L6ARDM70UW L6ARDN70UW



0 dB = 0.049mW/g

	Document Appendix C for the BlackBerry® Smartphone Model RDM71UW/RDN71UW SAR Report			Page 66(70)
	Author Data Hang Wang	Dates of Test Jan 11 – Feb 15, 2011a	Test Report No RTS-3640-1102-04	FCC ID: L6ARDM70UW L6ARDN70UW

Date/Time: 1/11/2011 9:36:51 PM

Test Laboratory: RIM Testing Services

15mm_Spacer_HS#2_802.11b_high_chan_amb_temp_23.8C_liq_temp_22.8C

DUT: BlackBerry Smartphone; Type: Sample ; Serial: 26000070

Communication System: 802.11 b (2450); Frequency: 2462 MHz; Duty Cycle: 1:1
Medium parameters used (interpolated): $f = 2462$ MHz; $\sigma = 1.95$ mho/m; $\epsilon_r = 50.4$; $\rho = 1000$ kg/m³

Phantom section: Flat Section

DASY4 Configuration:

- Probe: ET3DV6 - SN1644; ConvF(4.05, 4.05, 4.05); Calibrated: 11/16/2010
- Sensor-Surface: 4mm (Mechanical Surface Detection)
- Electronics: DAE3 Sn472; Calibrated: 5/17/2010
- Phantom: SAM 2; Type: SAM 4.0; Serial: 1080
- Measurement SW: DASY4, V4.7 Build 80; Postprocessing SW: SEMCAD, V1.8 Build 186

Body/Area Scan (51x91x1): Measurement grid: dx=15mm, dy=15mm

[Info: Interpolated medium parameters used for SAR evaluation.](#)

Maximum value of SAR (interpolated) = 0.044 mW/g

Body/Zoom Scan (5x5x7) (5x5x7)/Cube 0: Measurement grid: dx=7.5mm, dy=7.5mm, dz=5mm


Reference Value = 3.43 V/m; Power Drift = -0.322 dB


Peak SAR (extrapolated) = 0.076 W/kg

SAR(1 g) = 0.040 mW/g; SAR(10 g) = 0.021 mW/g


[Info: Interpolated medium parameters used for SAR evaluation.](#)

Maximum value of SAR (measured) = 0.043 mW/g

	Document Appendix C for the BlackBerry® Smartphone Model RDM71UW/RDN71UW SAR Report			Page 67(70)
	Author Data Hang Wang	Dates of Test Jan 11 – Feb 15, 2011a	Test Report No RTS-3640-1102-04	FCC ID: L6ARDM70UW L6ARDN70UW



0 dB = 0.043mW/g

	Document Appendix C for the BlackBerry® Smartphone Model RDM71UW/RDN71UW SAR Report			Page 68(70)
	Author Data Hang Wang	Dates of Test Jan 11 – Feb 15, 2011a	Test Report No RTS-3640-1102-04	FCC ID: L6ARDM70UW L6ARDN70UW

Date/Time: 1/11/2011 9:51:45 PM

Test Laboratory: RIM Testing Services

15mm_Spacer_HS#3_802.11b_high_chan_amb_temp_23.4C_liq_temp_22.4C

DUT: BlackBerry Smartphone; Type: Sample ; Serial: 26000070

Communication System: 802.11 b (2450); Frequency: 2462 MHz; Duty Cycle: 1:1
Medium parameters used (interpolated): $f = 2462$ MHz; $\sigma = 1.95$ mho/m; $\epsilon_r = 50.4$; $\rho = 1000$ kg/m³

Phantom section: Flat Section

DASY4 Configuration:

- Probe: ET3DV6 - SN1644; ConvF(4.05, 4.05, 4.05); Calibrated: 11/16/2010
- Sensor-Surface: 4mm (Mechanical Surface Detection)
- Electronics: DAE3 Sn472; Calibrated: 5/17/2010
- Phantom: SAM 2; Type: SAM 4.0; Serial: 1080
- Measurement SW: DASY4, V4.7 Build 80; Postprocessing SW: SEMCAD, V1.8 Build 186

Body/Area Scan (51x91x1): Measurement grid: dx=15mm, dy=15mm

[Info: Interpolated medium parameters used for SAR evaluation.](#)

Maximum value of SAR (interpolated) = 0.044 mW/g

Body/Zoom Scan (5x5x7) (5x5x7)/Cube 0: Measurement grid: dx=7.5mm, dy=7.5mm, dz=5mm


Reference Value = 3.84 V/m; Power Drift = -0.123 dB


Peak SAR (extrapolated) = 0.083 W/kg

SAR(1 g) = 0.041 mW/g; SAR(10 g) = 0.023 mW/g


[Info: Interpolated medium parameters used for SAR evaluation.](#)

Maximum value of SAR (measured) = 0.043 mW/g

	Document Appendix C for the BlackBerry® Smartphone Model RDM71UW/RDN71UW SAR Report			Page 69(70)
	Author Data Hang Wang	Dates of Test Jan 11 – Feb 15, 2011a	Test Report No RTS-3640-1102-04	FCC ID: L6ARDM70UW L6ARDN70UW



0 dB = 0.043mW/g

	Document Appendix C for the BlackBerry® Smartphone Model RDM71UW/RDN71UW SAR Report			Page 70(70)
	Author Data Hang Wang	Dates of Test Jan 11 – Feb 15, 2011a	Test Report No RTS-3640-1102-04	FCC ID: L6ARDM70UW L6ARDN70UW

Z axis plot for the worst case body configuration:

