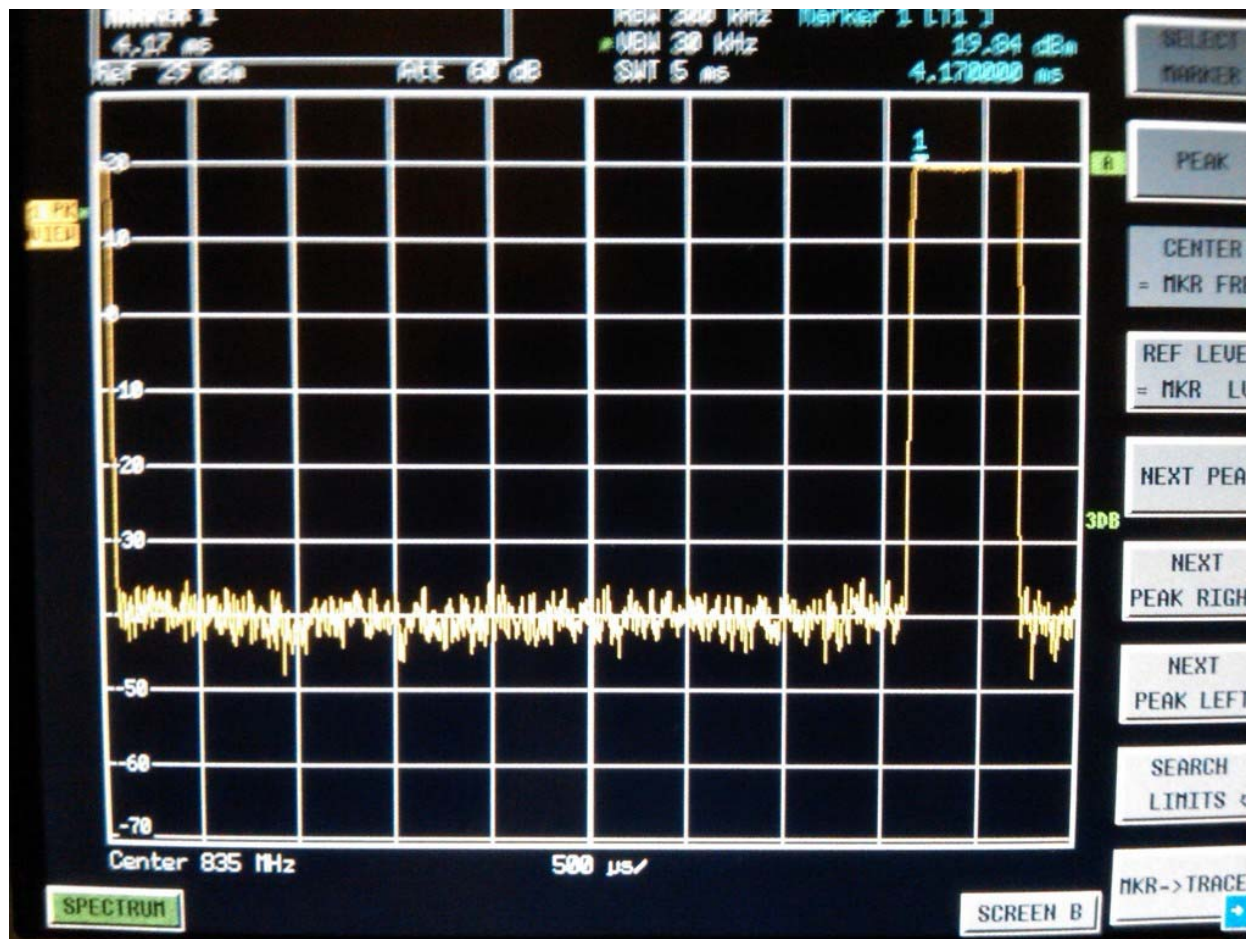
	Document Annex A to Hearing Aid Compatibility RF Emissions Test Report for the BlackBerry® Smartphone model RDM71UW		Page 1 (300)
	Author Data Daoud Attayi	Dates of Test Jan. 12-13, 2011	Report No RTS-3640-1102-01

Annex A: Measurement data and plots

A.1 Spectrum analyser plots: GSM/WCDMA, CW and 80%AM signals



0 Hz Span GSM Plot (835MHz)

Author Data
Daoud Attayi

Dates of Test
Jan. 12-13, 2011

Report No
RTS-3640-1102-01

FCC ID
L6ARDM70UW



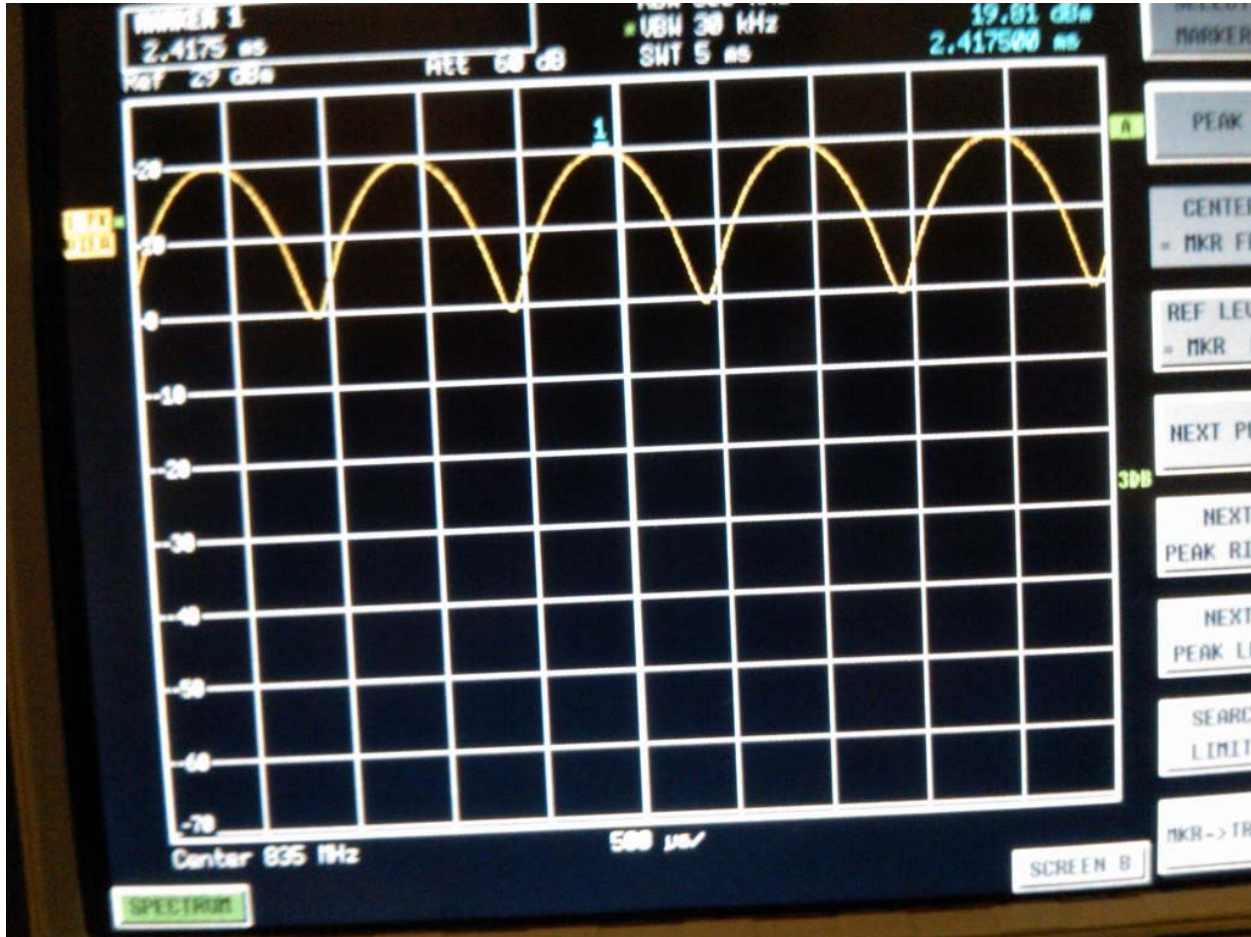
0 Hz Span CDMA Plot (835MHz)

Author Data
Daoud Attayi

Dates of Test
Jan. 12-13, 2011

Report No
RTS-3640-1102-01

FCC ID
L6ARDM70UW



0 Hz Span AM 80% (835MHz)

Author Data
Daoud Attayi

Dates of Test
Jan. 12-13, 2011

Report No
RTS-3640-1102-01

FCC ID
L6ARDM70UW



0 Hz Span WCDMA Plot (835MHz)

Author Data
Daoud Attayi

Dates of Test
Jan. 12-13, 2011

Report No
RTS-3640-1102-01

FCC ID
L6ARDM70UW



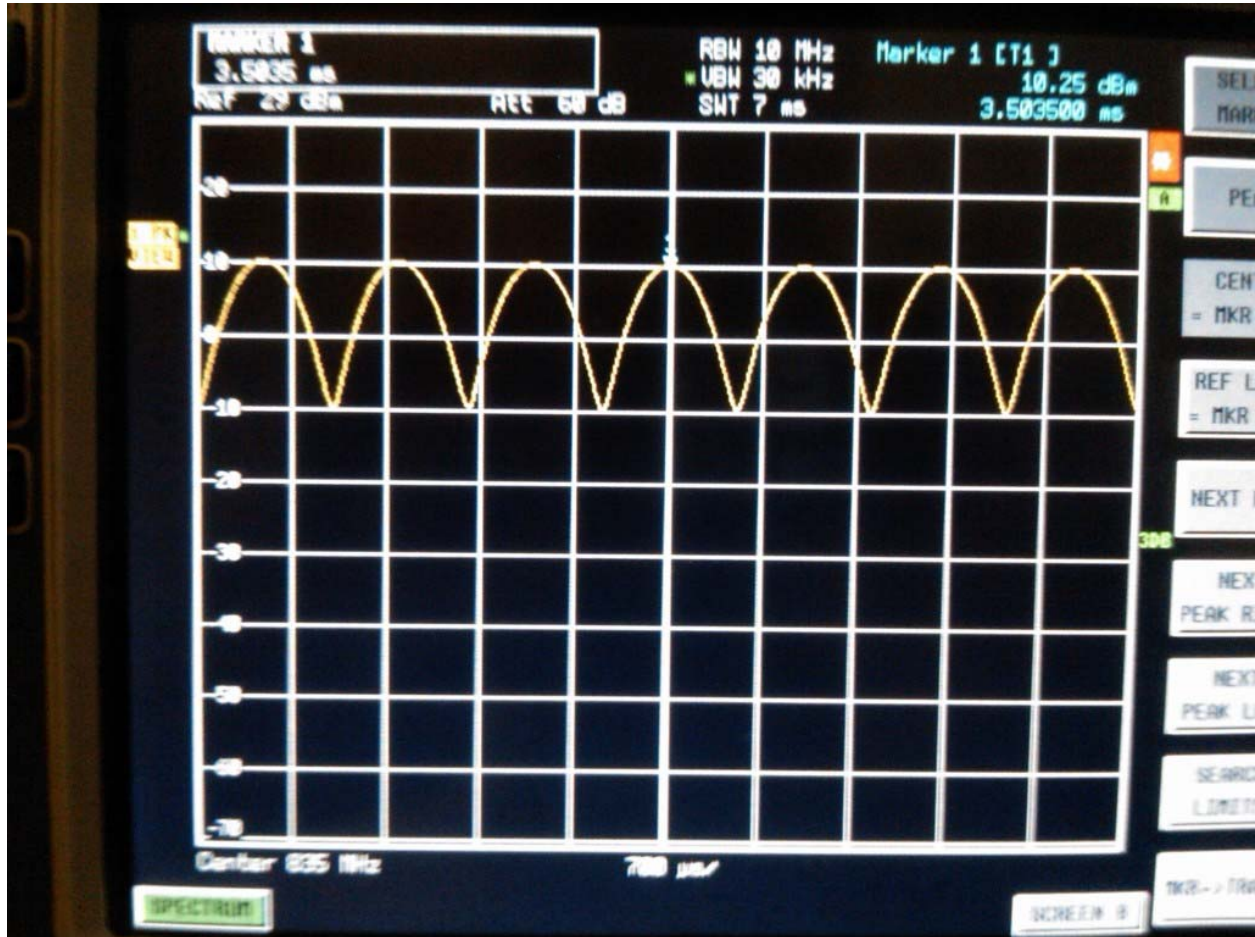
0 Hz Span CW Plot (835MHz)

Author Data
Daoud Attayi

Dates of Test
Jan. 12-13, 2011

Report No
RTS-3640-1102-01

FCC ID
L6ARDM70UW



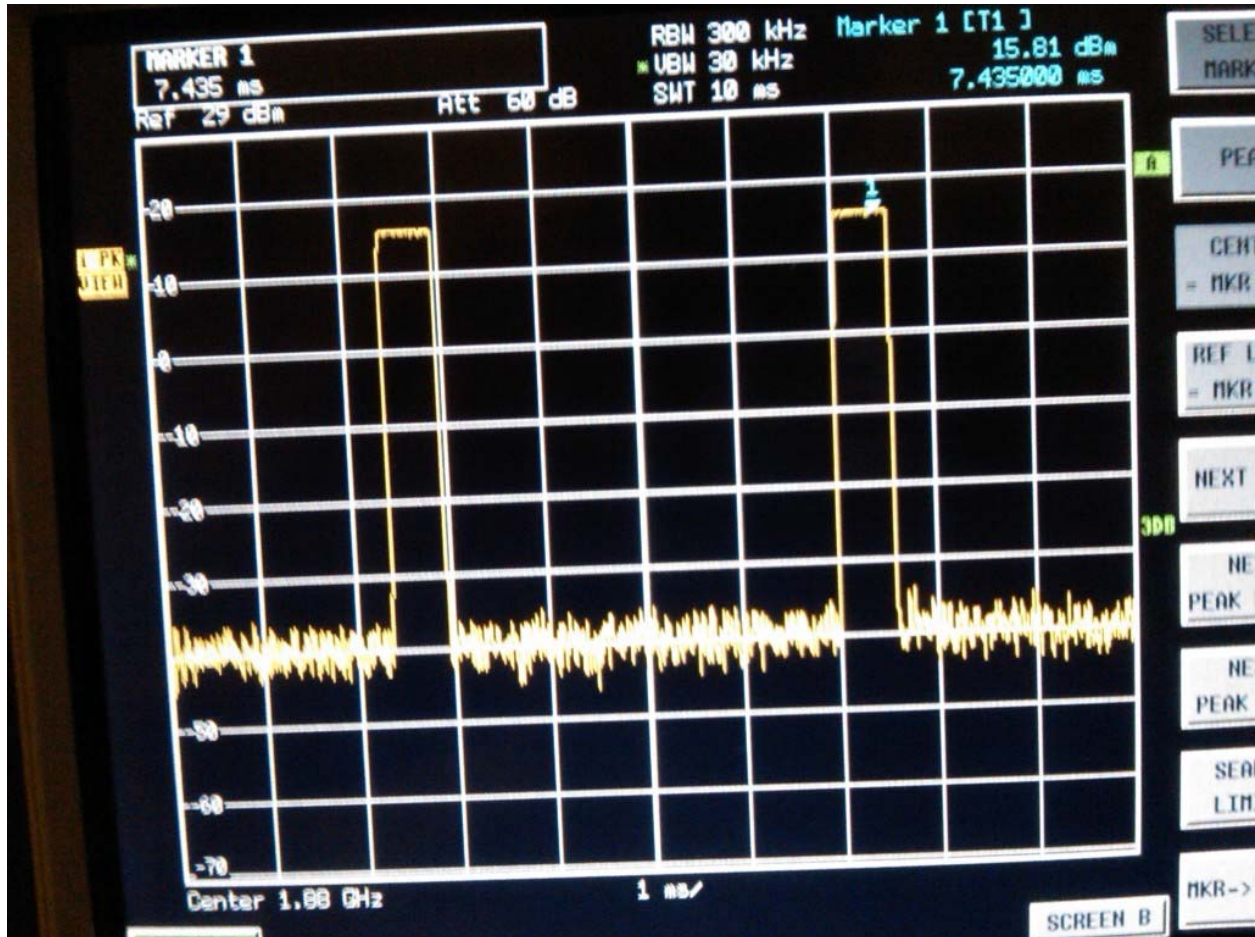
0 Hz Span AM80% (835MHz)

Author Data
Daoud Attayi

Dates of Test
Jan. 12-13, 2011

Report No
RTS-3640-1102-01

FCC ID
L6ARDM70UW



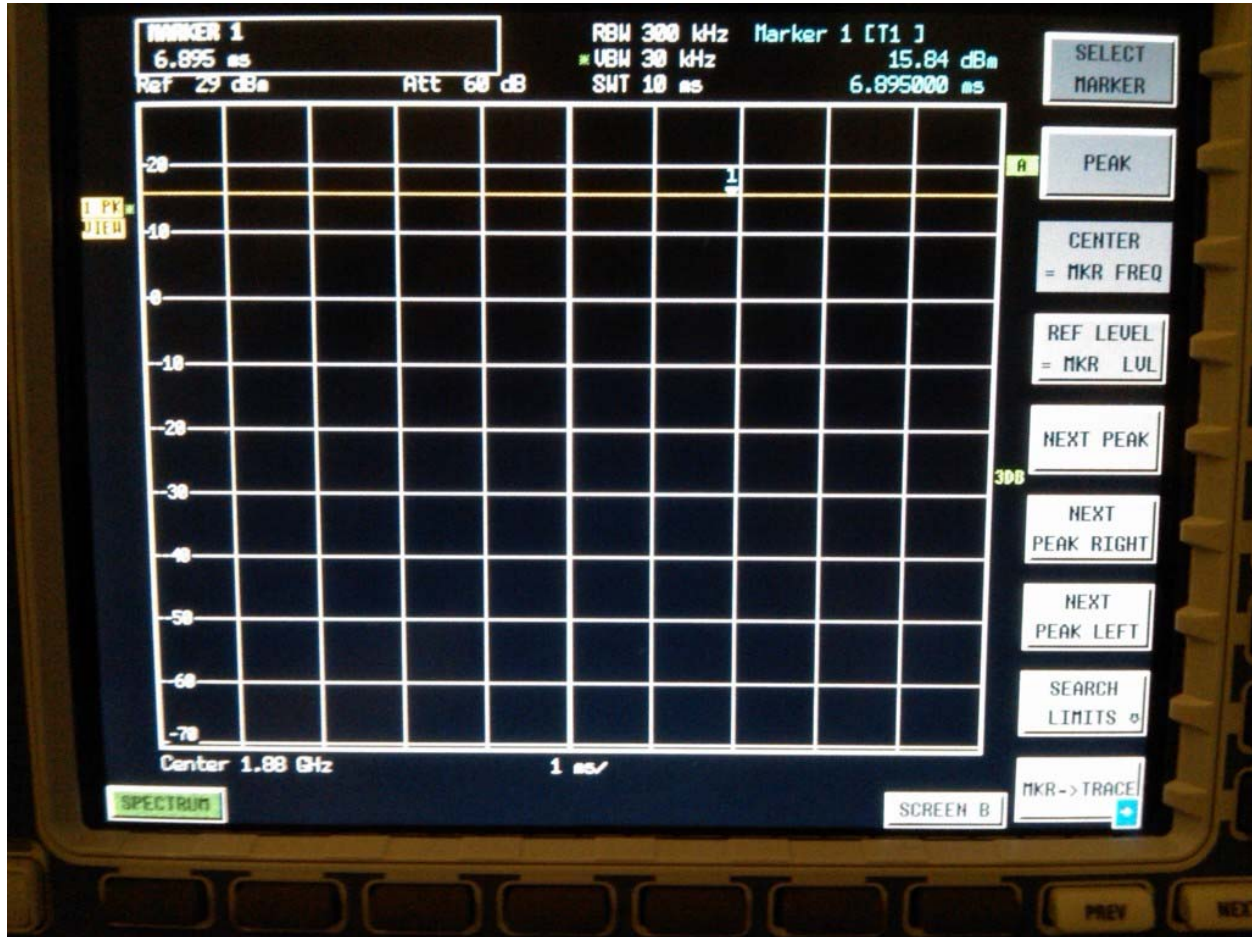
0 Hz Span GSM Plot (1880MHz)

Author Data
Daoud Attayi

Dates of Test
Jan. 12-13, 2011

Report No
RTS-3640-1102-01

FCC ID
L6ARDM70UW



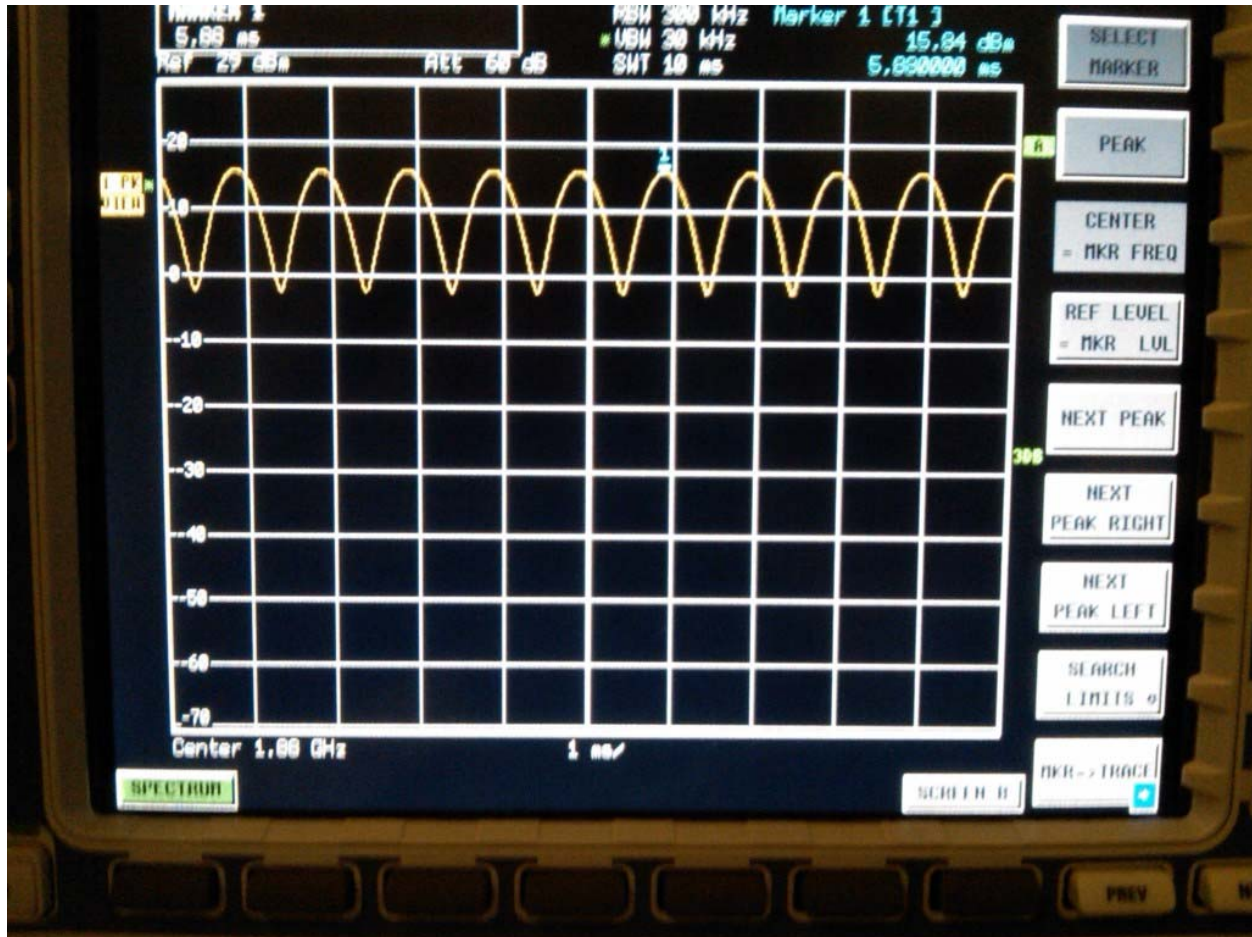
0 Hz Span CW Plot (1880MHz)

Author Data
Daoud Attayi


Dates of Test
Jan. 12-13, 2011

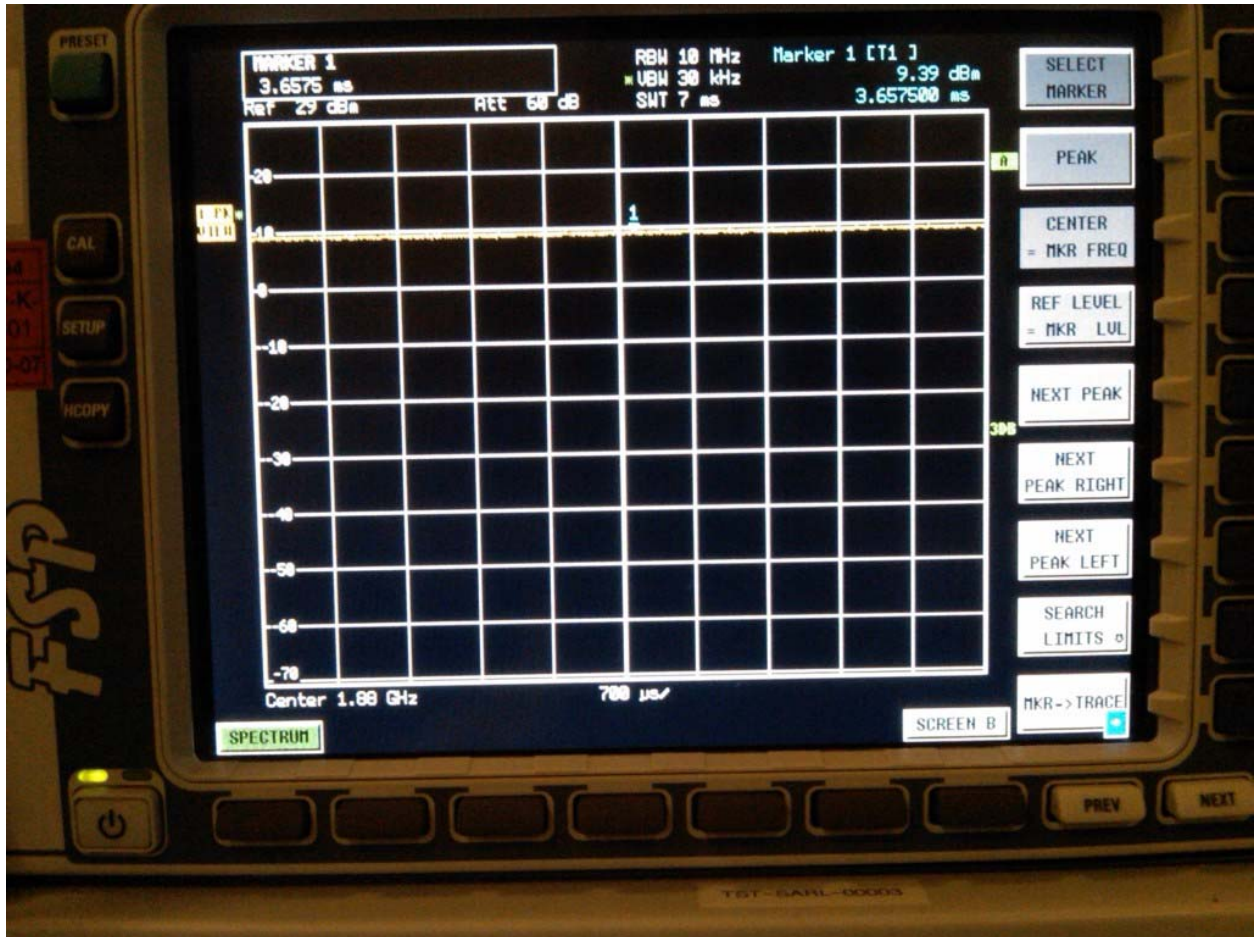
Report No
RTS-3640-1102-01

FCC ID
L6ARDM70UW



0 Hz Span AM80% (1880MHz)

	Document		Page
	Annex A to Hearing Aid Compatibility RF Emissions Test Report for the BlackBerry® Smartphone model RDM71UW		10 (300)
Author Data Daoud Attayi	Dates of Test Jan. 12-13, 2011	Report No RTS-3640-1102-01	FCC ID L6ARDM70UW



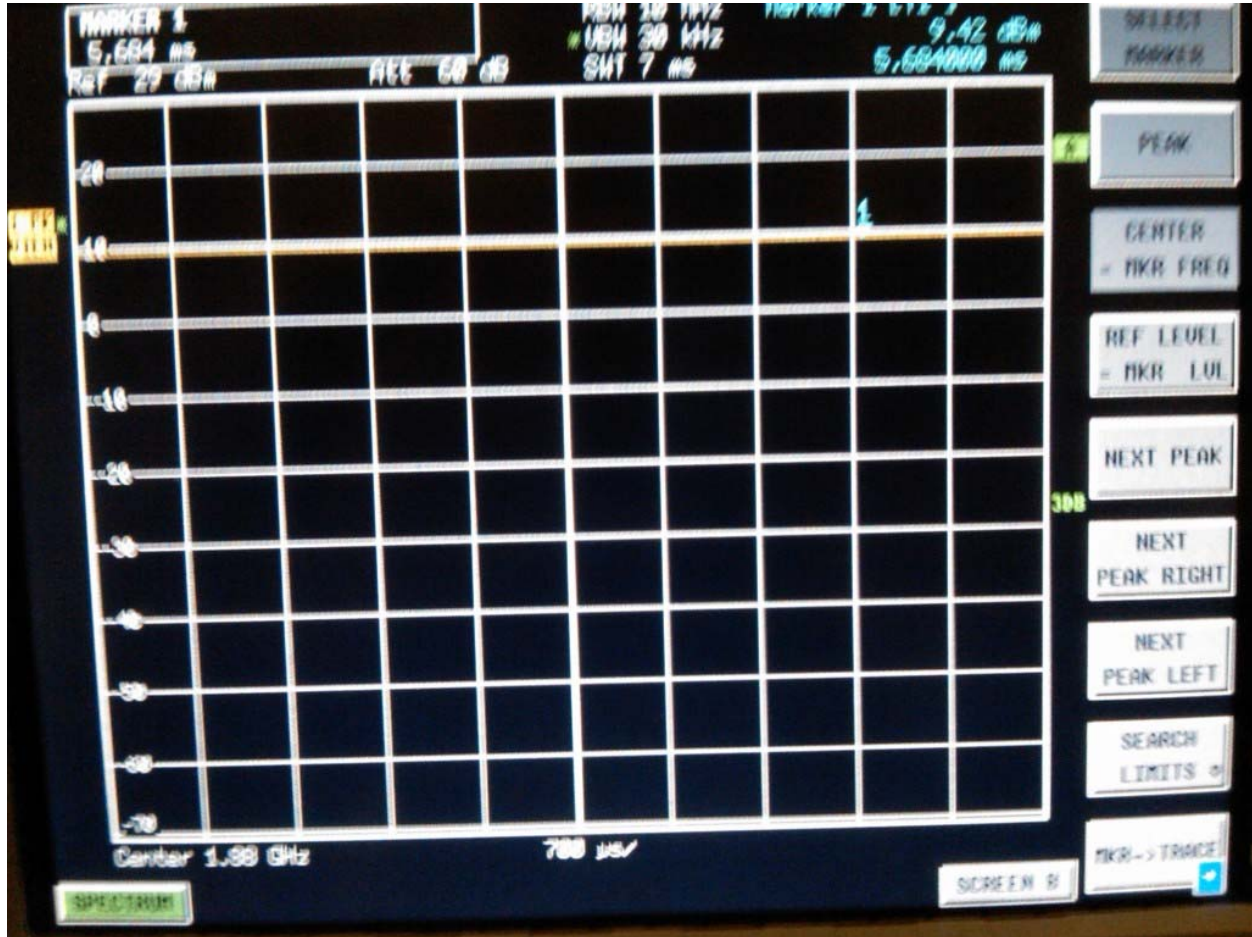
0 Hz Span WCDMA Plot (1880MHz)

Author Data
Daoud Attayi

Dates of Test
Jan. 12-13, 2011

Report No
RTS-3640-1102-01

FCC ID
L6ARDM70UW



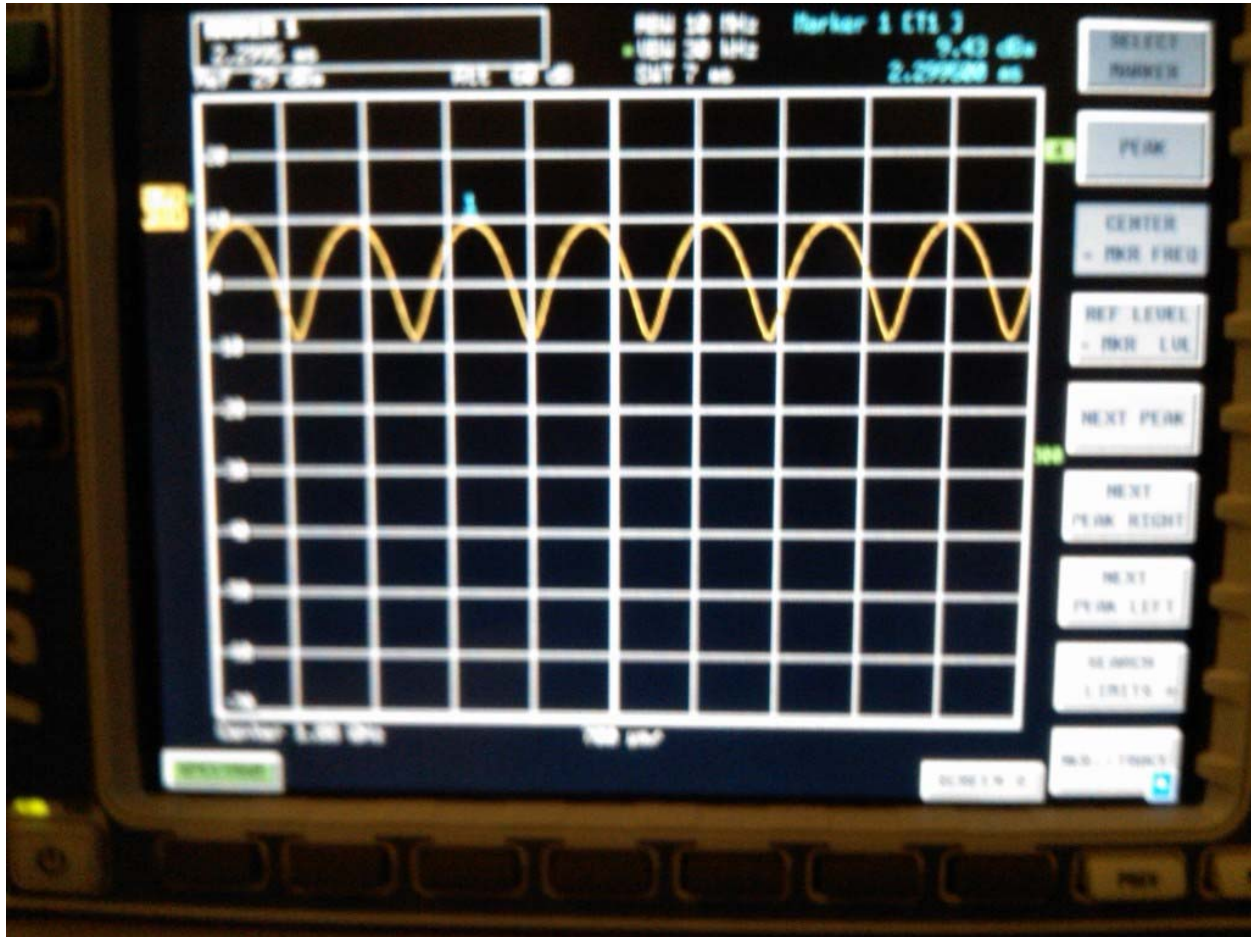
0 Hz Span CW Plot (1880MHz)

Author Data
Daoud Attayi


Dates of Test
Jan. 12-13, 2011

Report No
RTS-3640-1102-01

FCC ID
L6ARDM70UW



0 Hz Span AM80% (1880MHz)

	Document		Page
	Annex A to Hearing Aid Compatibility RF Emissions Test Report for the BlackBerry® Smartphone model RDM71UW		13 (300)
Author Data	Dates of Test	Report No	FCC ID
Daoud Attayi	Jan. 12-13, 2011	RTS-3640-1102-01	L6ARDM70UW

A.2 Dipole validation and probe modulation factor plots

	Document		Page
	Annex A to Hearing Aid Compatibility RF Emissions Test Report for the BlackBerry® Smartphone model RDM71UW		14 (300)
Author Data	Dates of Test	Report No	FCC ID
Daoud Attayi	Jan. 12-13, 2011	RTS-3640-1102-01	L6ARDM70UW

Date/Time: 1/12/2011 12:39:57 PM

Test Laboratory: RIM Testing Services

HAC_E_Dipole_835MHz

DUT: HAC-Dipole 835 MHz; Type: D835V3;

Communication System: CW; Frequency: 835 MHz; Duty Cycle: 1:1

Medium parameters used: $\sigma = 0$ mho/m, $\epsilon_r = 1$; $\rho = 1000$ kg/m³

Phantom section: RF Section

Measurement Standard: DAS4 (High Precision Assessment)

DASY4 Configuration:

- Probe: ER3DV6 - SN2285; ConvF(1, 1, 1); Calibrated: 3/8/2010
- Sensor-Surface: 0mm (Fix Surface) Sensor-Surface: (Fix Surface)
- Electronics: DAE3 Sn472; Calibrated: 5/17/2010
- Phantom: HAC RF Test Arch with AMCC; Type: SD HAC P01 BA;
- Measurement SW: DAS4, V4.7 Build 80; Postprocessing SW: SEMCAD, V1.8 Build 186

E Scan - measurement distance from the probe sensor center to CD835

Dipole = 10mm/Hearing Aid Compatibility Test (5x37x1): Measurement grid:

dx=5mm, dy=5mm


Probe Modulation Factor = 1.00

Device Reference Point: 0.000, 0.000, -6.30 mm

Reference Value = 110.5 V/m; Power Drift = -0.014 dB

Maximum value of Total (measured) = 168.0 V/m

E Scan - measurement distance from the probe sensor center to CD835

	Document		Page
	Annex A to Hearing Aid Compatibility RF Emissions Test Report for the BlackBerry® Smartphone model RDM71UW		15 (300)
Author Data	Dates of Test	Report No	FCC ID
Daoud Attayi	Jan. 12-13, 2011	RTS-3640-1102-01	L6ARDM70UW

Dipole = 10mm/Hearing Aid Compatibility Test (41x361x1): Measurement grid:

dx=5mm, dy=5mm

Maximum value of peak Total field = 169.7 V/m

Probe Modulation Factor = 1.00

Device Reference Point: 0.000, 0.000, -6.30 mm

Reference Value = 110.5 V/m; Power Drift = -0.014 dB

Hearing Aid Near-Field Category: M4 (AWF 0 dB)

Peak E-field in V/m

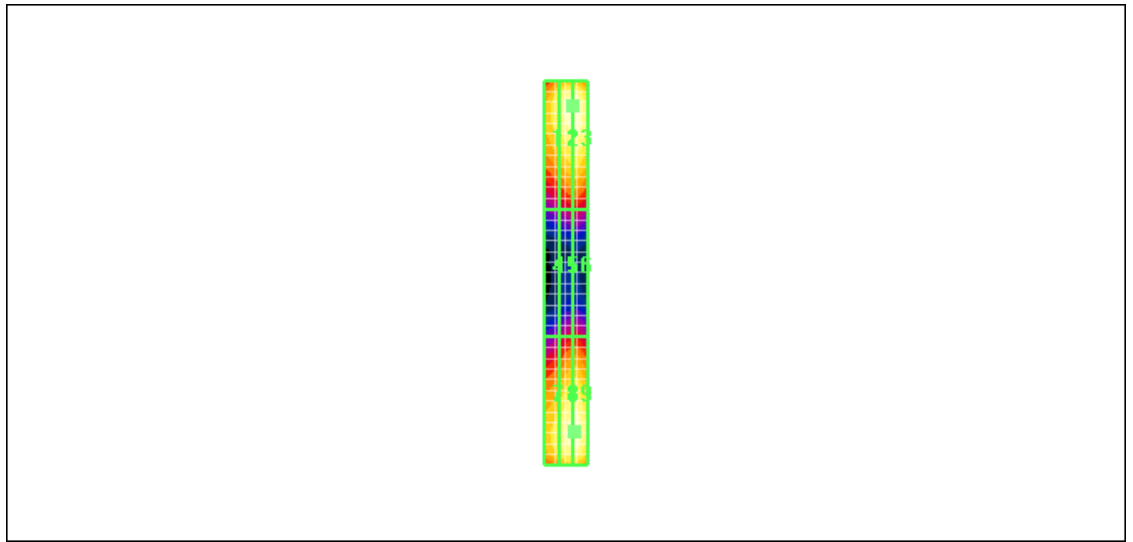
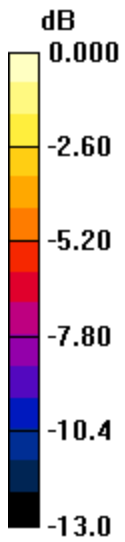
Grid 1	Grid 2	Grid 3
143.5 M4	169.7 M4	169.7 M4
Grid 4	Grid 5	Grid 6
70.5 M4	84.9 M4	85.0 M4
Grid 7	Grid 8	Grid 9
137.9 M4	166.2 M4	166.5 M4

Author Data
Daoud Attayi

Dates of Test
Jan. 12-13, 2011

Report No
RTS-3640-1102-01

FCC ID
L6ARDM70UW



0 dB = 169.7V/m

	Document Annex A to Hearing Aid Compatibility RF Emissions Test Report for the BlackBerry® Smartphone model RDM71UW		Page 17 (300)
	Author Data Daoud Attayi	Dates of Test Jan. 12-13, 2011	Report No RTS-3640-1102-01

Date/Time: 1/12/2011 1:04:20 PM

Test Laboratory: RIM Testing Services

HAC_E_Dipole_835MHz_GSM_mod

DUT: HAC-Dipole 835 MHz; Type: D835V3;

Communication System: GSM 850; Frequency: 835 MHz; Duty Cycle: 1:8.3

Medium parameters used: $\sigma = 0$ mho/m, $\epsilon_r = 1$; $\rho = 1000$ kg/m³

Phantom section: RF Section

Measurement Standard: DAS4 (High Precision Assessment)

DASY4 Configuration:

- Probe: ER3DV6 - SN2285; ConvF(1, 1, 1); Calibrated: 3/8/2010
- Sensor-Surface: 0mm (Fix Surface) Sensor-Surface: (Fix Surface)
- Electronics: DAE3 Sn472; Calibrated: 5/17/2010
- Phantom: HAC RF Test Arch with AMCC; Type: SD HAC P01 BA;
- Measurement SW: DAS4, V4.7 Build 80; Postprocessing SW: SEMCAD, V1.8 Build 186

E Scan - measurement distance from the probe sensor center to CD835

Dipole = 10mm 2/Hearing Aid Compatibility Test (5x5x1): Measurement grid:

dx=5mm, dy=5mm

Probe Modulation Factor = 1.00

Device Reference Point: 0.000, 0.000, -6.30 mm

Reference Value = 34.6 V/m; Power Drift = -0.001 dB

Maximum value of Total (measured) = 42.5 V/m

E Scan - measurement distance from the probe sensor center to CD835

Dipole = 10mm 2/Hearing Aid Compatibility Test (41x41x1): Measurement grid:



Author Data
Daoud Attayi

Dates of Test
Jan. 12-13, 2011

Report No
RTS-3640-1102-01

FCC ID
L6ARDM70UW

$dx=5mm, dy=5mm$

Maximum value of peak Total field = 42.6 V/m

Probe Modulation Factor = 1.00

Device Reference Point: 0.000, 0.000, -6.30 mm

Reference Value = 34.6 V/m; Power Drift = -0.001 dB

Hearing Aid Near-Field Category: M4 (AWF -5 dB)

Peak E-field in V/m

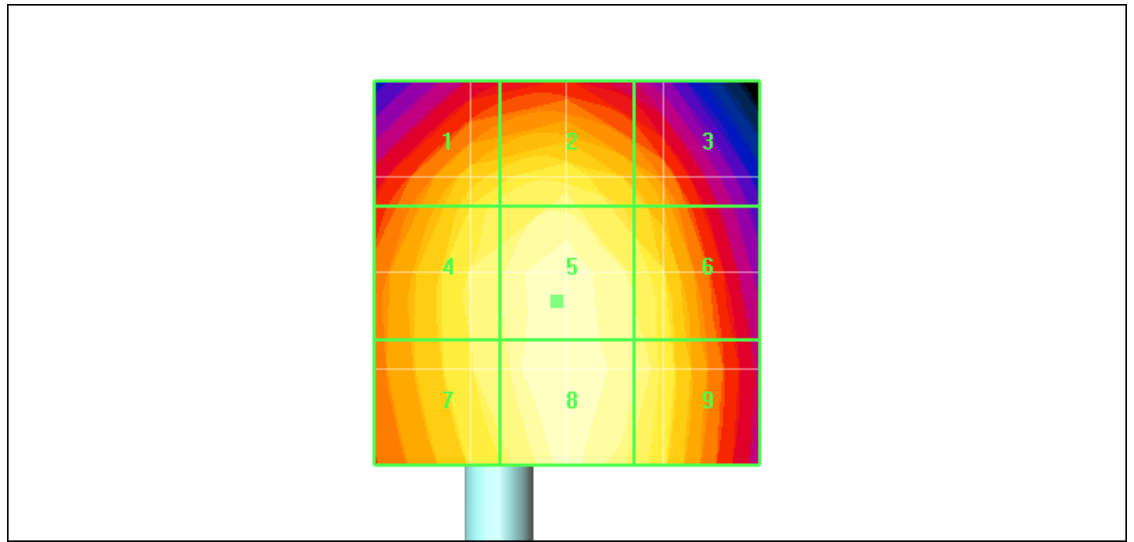
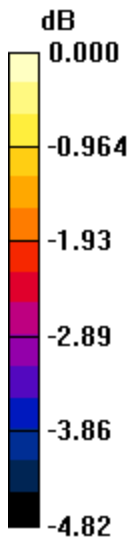
Grid 1 39.9 M4	Grid 2 40.9 M4	Grid 3 39.0 M4
Grid 4 41.1 M4	Grid 5 42.6 M4	Grid 6 41.1 M4
Grid 7 40.8 M4	Grid 8 42.5 M4	Grid 9 41.2 M4

Author Data
Daoud Attayi

Dates of Test
Jan. 12-13, 2011

Report No
RTS-3640-1102-01

FCC ID
L6ARDM70UW



0 dB = 42.6V/m

	Document		Page
	Annex A to Hearing Aid Compatibility RF Emissions Test Report for the BlackBerry® Smartphone model RDM71UW		20 (300)
Author Data	Dates of Test	Report No	FCC ID
Daoud Attayi	Jan. 12-13, 2011	RTS-3640-1102-01	L6ARDM70UW

Date/Time: 1/12/2011 12:52:38 PM

Test Laboratory: RIM Testing Services

HAC_E_Dipole_835MHz_CW_GSM_mod

DUT: HAC-Dipole 835 MHz; Type: D835V3;

Communication System: CW; Frequency: 835 MHz; Duty Cycle: 1:1

Medium parameters used: $\sigma = 0$ mho/m, $\epsilon_r = 1$; $\rho = 1000$ kg/m³

Phantom section: RF Section

Measurement Standard: DAS4 (High Precision Assessment)

DASY4 Configuration:

- Probe: ER3DV6 - SN2285; ConvF(1, 1, 1); Calibrated: 3/8/2010
- Sensor-Surface: 0mm (Fix Surface) Sensor-Surface: (Fix Surface)
- Electronics: DAE3 Sn472; Calibrated: 5/17/2010
- Phantom: HAC RF Test Arch with AMCC; Type: SD HAC P01 BA;
- Measurement SW: DAS4, V4.7 Build 80; Postprocessing SW: SEMCAD, V1.8 Build 186

E Scan - measurement distance from the probe sensor center to CD835

Dipole = 10mm 2/Hearing Aid Compatibility Test (5x5x1): Measurement grid:

dx=5mm, dy=5mm

Probe Modulation Factor = 1.00


Device Reference Point: 0.000, 0.000, -6.30 mm

Reference Value = 103.8 V/m; Power Drift = -0.095 dB

Maximum value of Total (measured) = 127.7 V/m

E Scan - measurement distance from the probe sensor center to CD835

Dipole = 10mm 2/Hearing Aid Compatibility Test (41x41x1): Measurement grid:

	Document Annex A to Hearing Aid Compatibility RF Emissions Test Report for the BlackBerry® Smartphone model RDM71UW		Page 21 (300)
	Author Data Daoud Attayi	Dates of Test Jan. 12-13, 2011	Report No RTS-3640-1102-01

dx=5mm, dy=5mm

Maximum value of peak Total field = 128.0 V/m

Probe Modulation Factor = 1.00

Device Reference Point: 0.000, 0.000, -6.30 mm

Reference Value = 103.8 V/m; Power Drift = -0.095 dB

Hearing Aid Near-Field Category: M4 (AWF 0 dB)

Peak E-field in V/m

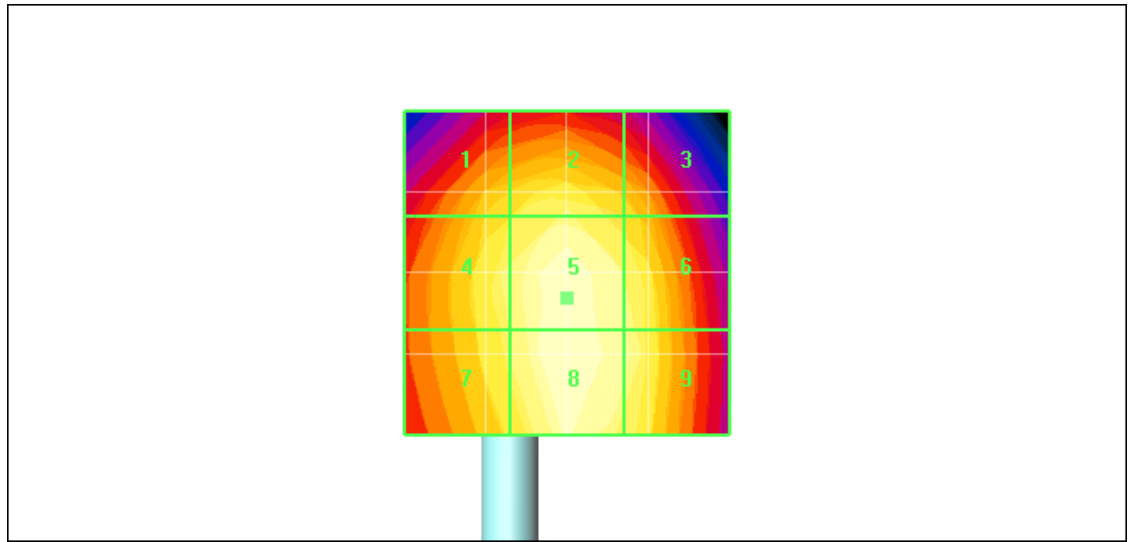
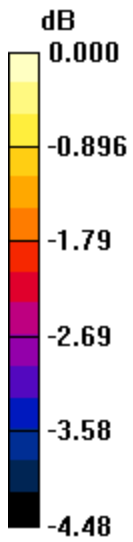
Grid 1 119.1 M4	Grid 2 122.8 M4	Grid 3 118.9 M4
Grid 4 122.2 M4	Grid 5 128.0 M4	Grid 6 124.4 M4
Grid 7 121.1 M4	Grid 8 127.8 M4	Grid 9 124.6 M4

Author Data
Daoud Attayi

Dates of Test
Jan. 12-13, 2011

Report No
RTS-3640-1102-01

FCC ID
L6ARDM70UW



0 dB = 128.0V/m

	Document		Page
	Annex A to Hearing Aid Compatibility RF Emissions Test Report for the BlackBerry® Smartphone model RDM71UW		23 (300)
Author Data	Dates of Test	Report No	FCC ID
Daoud Attayi	Jan. 12-13, 2011	RTS-3640-1102-01	L6ARDM70UW

Date/Time: 1/12/2011 1:00:12 PM

Test Laboratory: RIM Testing Services

HAC_E_Dipole_835MHz_AM80%_GSM_mod

DUT: HAC-Dipole 835 MHz; Type: D835V3;

Communication System: AM 80%; Frequency: 835 MHz; Duty Cycle: 1:1

Medium parameters used: $\sigma = 0$ mho/m, $\epsilon_r = 1$; $\rho = 1000$ kg/m³

Phantom section: RF Section

Measurement Standard: DAS4 (High Precision Assessment)

DASY4 Configuration:

- Probe: ER3DV6 - SN2285; ConvF(1, 1, 1); Calibrated: 3/8/2010
- Sensor-Surface: 0mm (Fix Surface) Sensor-Surface: (Fix Surface)
- Electronics: DAE3 Sn472; Calibrated: 5/17/2010
- Phantom: HAC RF Test Arch with AMCC; Type: SD HAC P01 BA;
- Measurement SW: DAS4, V4.7 Build 80; Postprocessing SW: SEMCAD, V1.8 Build 186

E Scan - measurement distance from the probe sensor center to CD835

Dipole = 10mm 2/Hearing Aid Compatibility Test (5x5x1): Measurement grid:

dx=5mm, dy=5mm

Probe Modulation Factor = 1.00

Device Reference Point: 0.000, 0.000, -6.30 mm

Reference Value = 63.6 V/m; Power Drift = 0.052 dB

Maximum value of Total (measured) = 79.5 V/m

E Scan - measurement distance from the probe sensor center to CD835

Dipole = 10mm 2/Hearing Aid Compatibility Test (41x41x1): Measurement grid:



Document Annex A to Hearing Aid Compatibility RF Emissions Test Report for the BlackBerry® Smartphone model RDM71UW		Page 24 (300)	
Author Data Daoud Attayi	Dates of Test Jan. 12-13, 2011	Report No RTS-3640-1102-01	FCC ID L6ARDM70UW

dx=5mm, dy=5mm

Maximum value of peak Total field = 80.1 V/m

Probe Modulation Factor = 1.00

Device Reference Point: 0.000, 0.000, -6.30 mm

Reference Value = 63.6 V/m; Power Drift = 0.052 dB

Hearing Aid Near-Field Category: M4 (AWF 0 dB)

Peak E-field in V/m

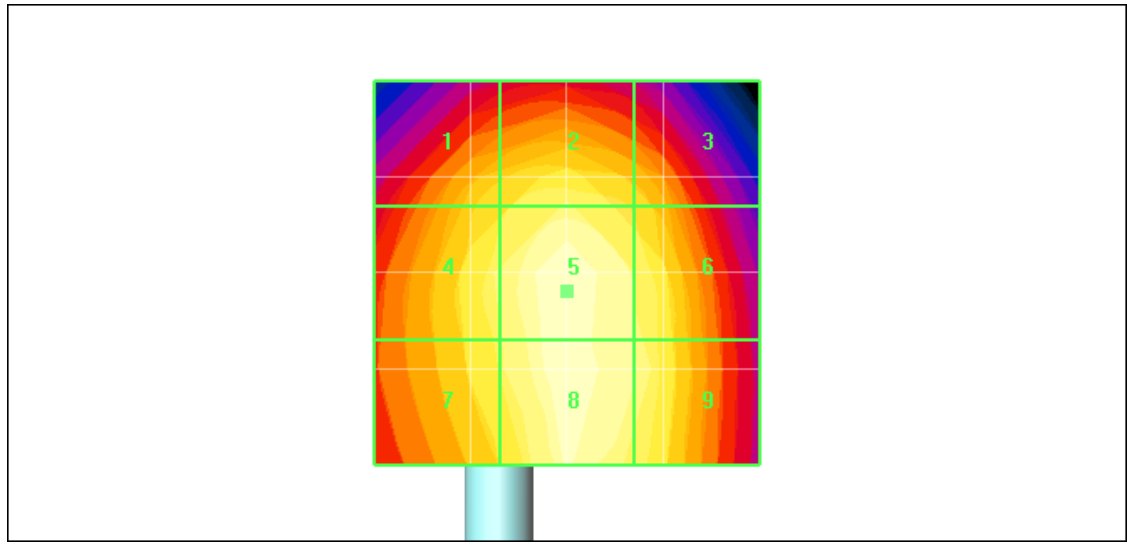
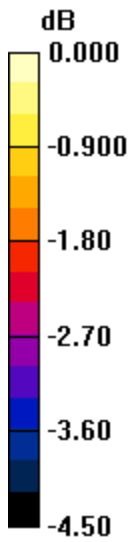
Grid 1 74.1 M4	Grid 2 76.6 M4	Grid 3 74.3 M4
Grid 4 76.1 M4	80.1 M4	Grid 6 77.6 M4
Grid 7 75.3 M4	Grid 8 79.2 M4	Grid 9 77.6 M4

Author Data
Daoud Attayi

Dates of Test
Jan. 12-13, 2011

Report No
RTS-3640-1102-01

FCC ID
L6ARDM70UW



0 dB = 80.1V/m

	Document		Page
	Annex A to Hearing Aid Compatibility RF Emissions Test Report for the BlackBerry® Smartphone model RDM71UW		26 (300)
Author Data	Dates of Test	Report No	FCC ID
Daoud Attayi	Jan. 12-13, 2011	RTS-3640-1102-01	L6ARDM70UW

Date/Time: 1/12/2011 2:19:32 PM

Test Laboratory: RIM Testing Services

HAC_E_Dipole_835MHz_WCDMA_mod

DUT: HAC-Dipole 835 MHz; Type: D835V3;

Communication System: WCDMA FDD V; Frequency: 835 MHz; Duty Cycle: 1:1

Medium parameters used: $\sigma = 0$ mho/m, $\epsilon_r = 1$; $\rho = 1000$ kg/m³

Phantom section: RF Section

Measurement Standard: DAS4 (High Precision Assessment)

DASY4 Configuration:

- Probe: ER3DV6 - SN2285; ConvF(1, 1, 1); Calibrated: 3/8/2010
- Sensor-Surface: 0mm (Fix Surface) Sensor-Surface: (Fix Surface)
- Electronics: DAE3 Sn472; Calibrated: 5/17/2010
- Phantom: HAC RF Test Arch with AMCC; Type: SD HAC P01 BA;
- Measurement SW: DAS4, V4.7 Build 80; Postprocessing SW: SEMCAD, V1.8 Build 186

E Scan - measurement distance from the probe sensor center to CD835

Dipole = 10mm 2/Hearing Aid Compatibility Test (5x5x1): Measurement grid:

dx=5mm, dy=5mm

Probe Modulation Factor = 1.00


Device Reference Point: 0.000, 0.000, -6.30 mm

Reference Value = 36.2 V/m; Power Drift = -0.048 dB

Maximum value of Total (measured) = 44.2 V/m

E Scan - measurement distance from the probe sensor center to CD835

Dipole = 10mm 2/Hearing Aid Compatibility Test (41x41x1): Measurement grid:

	Document Annex A to Hearing Aid Compatibility RF Emissions Test Report for the BlackBerry® Smartphone model RDM71UW		Page 27 (300)
	Author Data Daoud Attayi	Dates of Test Jan. 12-13, 2011	Report No RTS-3640-1102-01

dx=5mm, dy=5mm

Maximum value of peak Total field = 44.5 V/m

Probe Modulation Factor = 1.00

Device Reference Point: 0.000, 0.000, -6.30 mm

Reference Value = 36.2 V/m; Power Drift = -0.048 dB

Hearing Aid Near-Field Category: M4 (AWF 0 dB)

Peak E-field in V/m

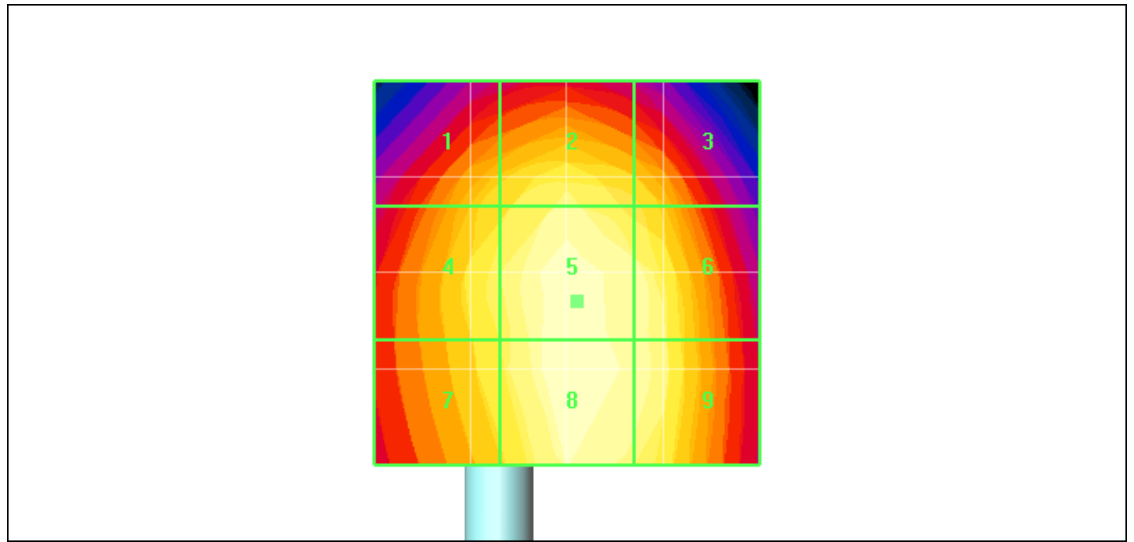
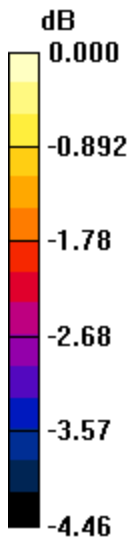
Grid 1 41.1 M4	Grid 2 43.0 M4	Grid 3 41.9 M4
Grid 4 42.2 M4	Grid 5 44.5 M4	Grid 6 43.9 M4
Grid 7 41.6 M4	Grid 8 44.3 M4	Grid 9 43.9 M4

Author Data
Daoud Attayi


Dates of Test
Jan. 12-13, 2011

Report No
RTS-3640-1102-01

FCC ID
L6ARDM70UW



0 dB = 44.5V/m

	Document		Page
	Annex A to Hearing Aid Compatibility RF Emissions Test Report for the BlackBerry® Smartphone model RDM71UW		29 (300)
Author Data	Dates of Test	Report No	FCC ID
Daoud Attayi	Jan. 12-13, 2011	RTS-3640-1102-01	L6ARDM70UW

Date/Time: 1/12/2011 1:59:34 PM

Test Laboratory: RIM Testing Services

HAC_E_Dipole_835MHz_CW_WCDMA_mod

DUT: HAC-Dipole 835 MHz; Type: D835V3;

Communication System: CW; Frequency: 835 MHz; Duty Cycle: 1:1

Medium parameters used: $\sigma = 0$ mho/m, $\epsilon_r = 1$; $\rho = 1000$ kg/m³

Phantom section: RF Section

Measurement Standard: DAS4 (High Precision Assessment)

DASY4 Configuration:

- Probe: ER3DV6 - SN2285; ConvF(1, 1, 1); Calibrated: 3/8/2010
- Sensor-Surface: 0mm (Fix Surface) Sensor-Surface: (Fix Surface)
- Electronics: DAE3 Sn472; Calibrated: 5/17/2010
- Phantom: HAC RF Test Arch with AMCC; Type: SD HAC P01 BA;
- Measurement SW: DAS4, V4.7 Build 80; Postprocessing SW: SEMCAD, V1.8 Build 186

E Scan - measurement distance from the probe sensor center to CD835

Dipole = 10mm 2/Hearing Aid Compatibility Test (5x5x1): Measurement grid:

dx=5mm, dy=5mm

Probe Modulation Factor = 1.00


Device Reference Point: 0.000, 0.000, -6.30 mm

Reference Value = 35.4 V/m; Power Drift = -0.025 dB

Maximum value of Total (measured) = 42.1 V/m

E Scan - measurement distance from the probe sensor center to CD835

Dipole = 10mm 2/Hearing Aid Compatibility Test (41x41x1): Measurement grid:

	Document		Page
	Annex A to Hearing Aid Compatibility RF Emissions Test Report for the BlackBerry® Smartphone model RDM71UW		30 (300)
Author Data	Dates of Test	Report No	FCC ID
Daoud Attayi	Jan. 12-13, 2011	RTS-3640-1102-01	L6ARDM70UW

dx=5mm, dy=5mm

Maximum value of peak Total field = 42.8 V/m

Probe Modulation Factor = 1.00

Device Reference Point: 0.000, 0.000, -6.30 mm

Reference Value = 35.4 V/m; Power Drift = -0.025 dB

Hearing Aid Near-Field Category: M4 (AWF 0 dB)

Peak E-field in V/m

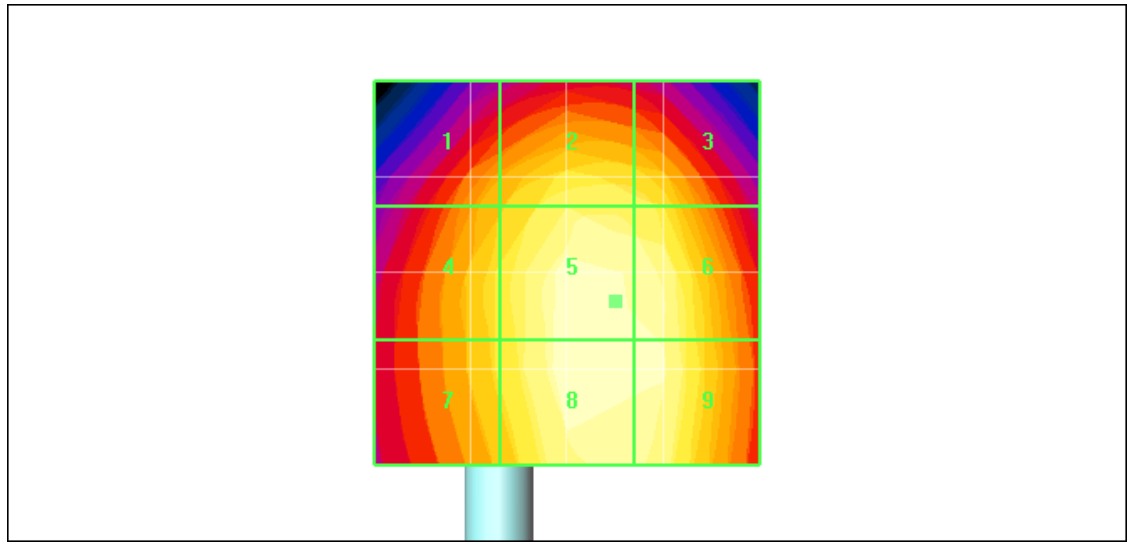
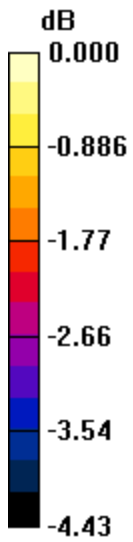
Grid 1	Grid 2	Grid 3
38.5 M4	41.1 M4	40.8 M4
Grid 4	Grid 5	Grid 6
39.5 M4	42.8 M4	42.7 M4
Grid 7	Grid 8	Grid 9
39.2 M4	42.8 M4	42.7 M4

Author Data
Daoud Attayi

Dates of Test
Jan. 12-13, 2011

Report No
RTS-3640-1102-01

FCC ID
L6ARDM70UW



0 dB = 42.8V/m

	Document		Page
	Annex A to Hearing Aid Compatibility RF Emissions Test Report for the BlackBerry® Smartphone model RDM71UW		32 (300)
Author Data	Dates of Test	Report No	FCC ID
Daoud Attayi	Jan. 12-13, 2011	RTS-3640-1102-01	L6ARDM70UW

Date/Time: 1/12/2011 2:06:22 PM

Test Laboratory: RIM Testing Services

HAC_E_Dipole_835MHz_AM80%_WCDMA

DUT: HAC-Dipole 835 MHz; Type: D835V3;

Communication System: AM 80%; Frequency: 835 MHz;Duty Cycle: 1:1

Medium parameters used: $\sigma = 0$ mho/m, $\epsilon_r = 1$; $\rho = 1000$ kg/m³

Phantom section: RF Section

Measurement Standard: DAS4 (High Precision Assessment)

DASY4 Configuration:

- Probe: ER3DV6 - SN2285; ConvF(1, 1, 1); Calibrated: 3/8/2010
- Sensor-Surface: 0mm (Fix Surface)Sensor-Surface: (Fix Surface)
- Electronics: DAE3 Sn472; Calibrated: 5/17/2010
- Phantom: HAC RF Test Arch with AMCC; Type: SD HAC P01 BA;
- Measurement SW: DAS4, V4.7 Build 80; Postprocessing SW: SEMCAD, V1.8 Build 186

E Scan - measurement distance from the probe sensor center to CD835

Dipole = 10mm 2/Hearing Aid Compatibility Test (5x5x1): Measurement grid:

dx=5mm, dy=5mm

Probe Modulation Factor = 1.00


Device Reference Point: 0.000, 0.000, -6.30 mm

Reference Value = 22.6 V/m; Power Drift = -0.033 dB

Maximum value of Total (measured) = 26.8 V/m

E Scan - measurement distance from the probe sensor center to CD835

Dipole = 10mm 2/Hearing Aid Compatibility Test (41x41x1): Measurement grid:

	Document Annex A to Hearing Aid Compatibility RF Emissions Test Report for the BlackBerry® Smartphone model RDM71UW		Page 33 (300)
	Author Data Daoud Attayi	Dates of Test Jan. 12-13, 2011	Report No RTS-3640-1102-01

dx=5mm, dy=5mm

Maximum value of peak Total field = 27.2 V/m

Probe Modulation Factor = 1.00

Device Reference Point: 0.000, 0.000, -6.30 mm

Reference Value = 22.6 V/m; Power Drift = -0.033 dB

Hearing Aid Near-Field Category: M4 (AWF 0 dB)

Peak E-field in V/m

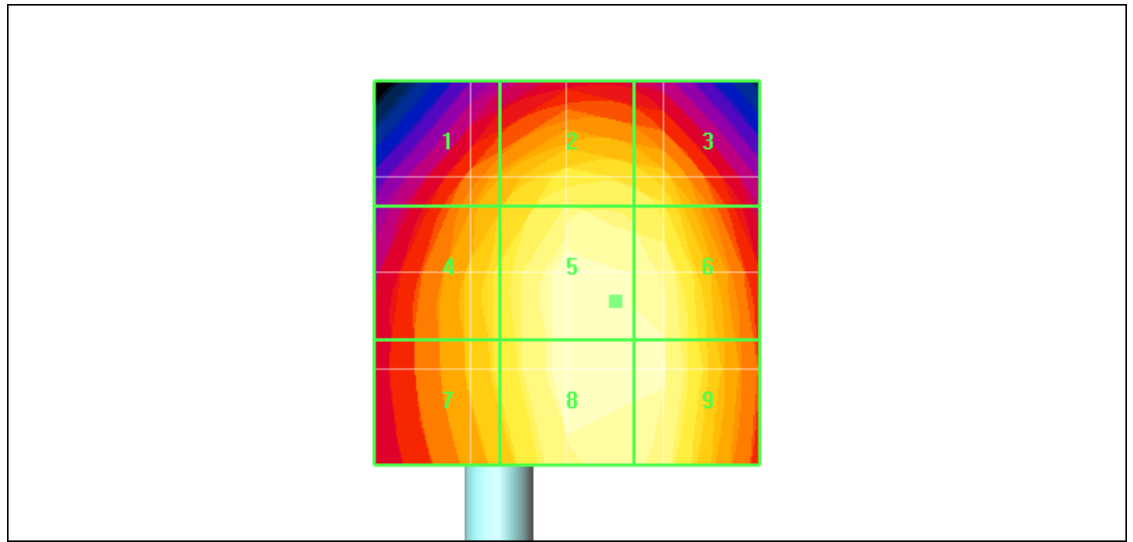
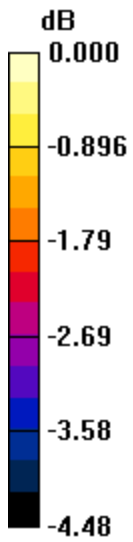
Grid 1 24.5 M4	Grid 2 26.2 M4	Grid 3 26.0 M4
Grid 4 25.1 M4	Grid 5 27.2 M4	Grid 6 27.1 M4
Grid 7 24.9 M4	Grid 8 27.2 M4	Grid 9 27.1 M4

Author Data
Daoud Attayi

Dates of Test
Jan. 12-13, 2011

Report No
RTS-3640-1102-01

FCC ID
L6ARDM70UW



0 dB = 27.2V/m

	Document		Page
	Annex A to Hearing Aid Compatibility RF Emissions Test Report for the BlackBerry® Smartphone model RDM71UW		35 (300)
Author Data	Dates of Test	Report No	FCC ID
Daoud Attayi	Jan. 12-13, 2011	RTS-3640-1102-01	L6ARDM70UW

Date/Time: 1/12/2011 2:35:41 PM

Test Laboratory: RIM Testing Services

HAC_E_Dipole_1880MHz

DUT: HAC Dipole 1880 MHz; Type: CD1880V3;

Communication System: CW; Frequency: 1880 MHz; Duty Cycle: 1:1

Medium parameters used: $\sigma = 0$ mho/m, $\epsilon_r = 1$; $\rho = 1000$ kg/m³

Phantom section: RF Section

Measurement Standard: DAS4 (High Precision Assessment)

DASY4 Configuration:

- Probe: ER3DV6 - SN2285; ConvF(1, 1, 1); Calibrated: 3/8/2010
- Sensor-Surface: 0mm (Fix Surface) Sensor-Surface: (Fix Surface)
- Electronics: DAE3 Sn472; Calibrated: 5/17/2010
- Phantom: HAC RF Test Arch with AMCC; Type: SD HAC P01 BA;
- Measurement SW: DAS4, V4.7 Build 80; Postprocessing SW: SEMCAD, V1.8 Build 186

E Scan - measurement distance from the probe sensor center to CD1880

Dipole = 10mm/Hearing Aid Compatibility Test (5x19x1): Measurement grid:

dx=5mm, dy=5mm

Probe Modulation Factor = 1.00

Device Reference Point: 0.000, 0.000, -6.30 mm

Reference Value = 128.4 V/m; Power Drift = -0.030 dB

Maximum value of Total (measured) = 126.3 V/m

E Scan - measurement distance from the probe sensor center to CD1880

Dipole = 10mm/Hearing Aid Compatibility Test (41x181x1): Measurement grid:



Author Data
Daoud Attayi

Dates of Test
Jan. 12-13, 2011

Report No
RTS-3640-1102-01

FCC ID
L6ARDM70UW

dx=5mm, dy=5mm

Maximum value of peak Total field = 127.8 V/m

Probe Modulation Factor = 1.00

Device Reference Point: 0.000, 0.000, -6.30 mm

Reference Value = 128.4 V/m; Power Drift = -0.030 dB

Hearing Aid Near-Field Category: M2 (AWF 0 dB)

Peak E-field in V/m

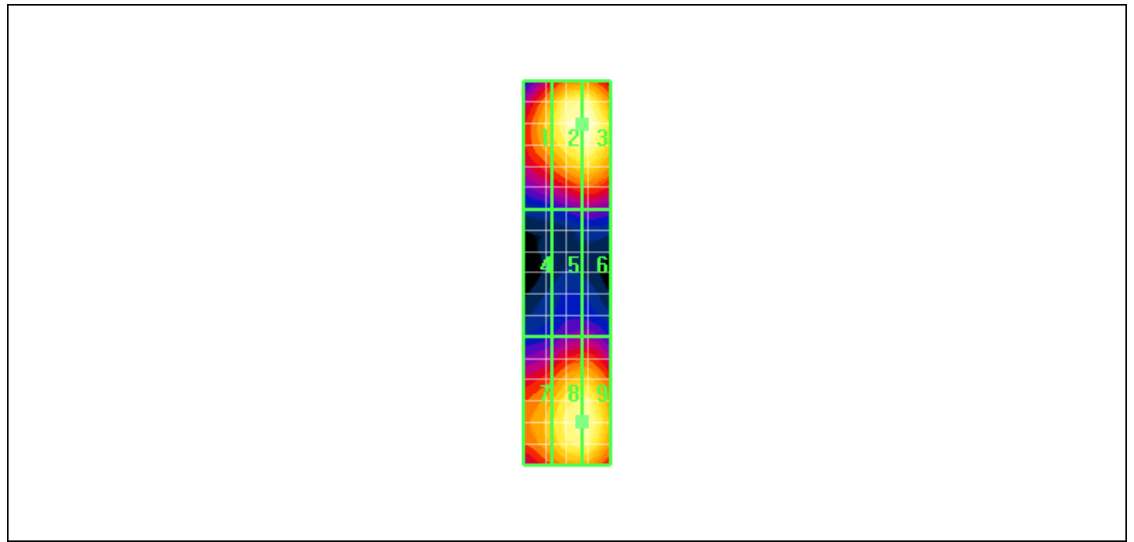
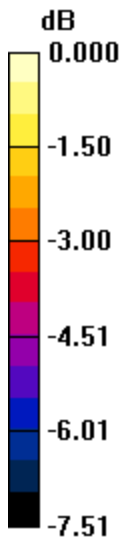
Grid 1 109.1 M3	Grid 2 127.8 M2	Grid 3 127.8 M2
Grid 4 68.3 M3	Grid 5 75.8 M3	Grid 6 75.8 M3
Grid 7 106.5 M3	Grid 8 123.0 M2	Grid 9 123.0 M2

Author Data
Daoud Attayi


Dates of Test
Jan. 12-13, 2011

Report No
RTS-3640-1102-01

FCC ID
L6ARDM70UW



0 dB = 127.8V/m

	Document		Page
	Annex A to Hearing Aid Compatibility RF Emissions Test Report for the BlackBerry® Smartphone model RDM71UW		38 (300)
Author Data	Dates of Test	Report No	FCC ID
Daoud Attayi	Jan. 12-13, 2011	RTS-3640-1102-01	L6ARDM70UW

Date/Time: 1/12/2011 2:55:50 PM

Test Laboratory: RIM Testing Services

HAC_E_Dipole_1880MHz_GSM_mod

DUT: HAC Dipole 1880 MHz; Type: CD1880V3;

Communication System: GSM 1900; Frequency: 1880 MHz; Duty Cycle: 1:8.3

Medium parameters used: $\sigma = 0$ mho/m, $\epsilon_r = 1$; $\rho = 1000$ kg/m³

Phantom section: RF Section

Measurement Standard: DAS4 (High Precision Assessment)

DASY4 Configuration:

- Probe: ER3DV6 - SN2285; ConvF(1, 1, 1); Calibrated: 3/8/2010
- Sensor-Surface: 0mm (Fix Surface) Sensor-Surface: (Fix Surface)
- Electronics: DAE3 Sn472; Calibrated: 5/17/2010
- Phantom: HAC RF Test Arch with AMCC; Type: SD HAC P01 BA;
- Measurement SW: DAS4, V4.7 Build 80; Postprocessing SW: SEMCAD, V1.8 Build 186

E Scan - measurement distance from the probe sensor center to CD1880

Dipole = 10mm 2/Hearing Aid Compatibility Test (5x5x1): Measurement grid:

dx=5mm, dy=5mm

Probe Modulation Factor = 1.00


Device Reference Point: 0.000, 0.000, -6.30 mm

Reference Value = 28.5 V/m; Power Drift = -0.028 dB

Maximum value of Total (measured) = 23.2 V/m

E Scan - measurement distance from the probe sensor center to CD1880

Dipole = 10mm 2/Hearing Aid Compatibility Test (41x41x1): Measurement grid:

	Document Annex A to Hearing Aid Compatibility RF Emissions Test Report for the BlackBerry® Smartphone model RDM71UW		Page 39 (300)
	Author Data Daoud Attayi	Dates of Test Jan. 12-13, 2011	Report No RTS-3640-1102-01

dx=5mm, dy=5mm

Maximum value of peak Total field = 23.3 V/m

Probe Modulation Factor = 1.00

Device Reference Point: 0.000, 0.000, -6.30 mm

Reference Value = 28.5 V/m; Power Drift = -0.028 dB

Hearing Aid Near-Field Category: M4 (AWF -5 dB)

Peak E-field in V/m

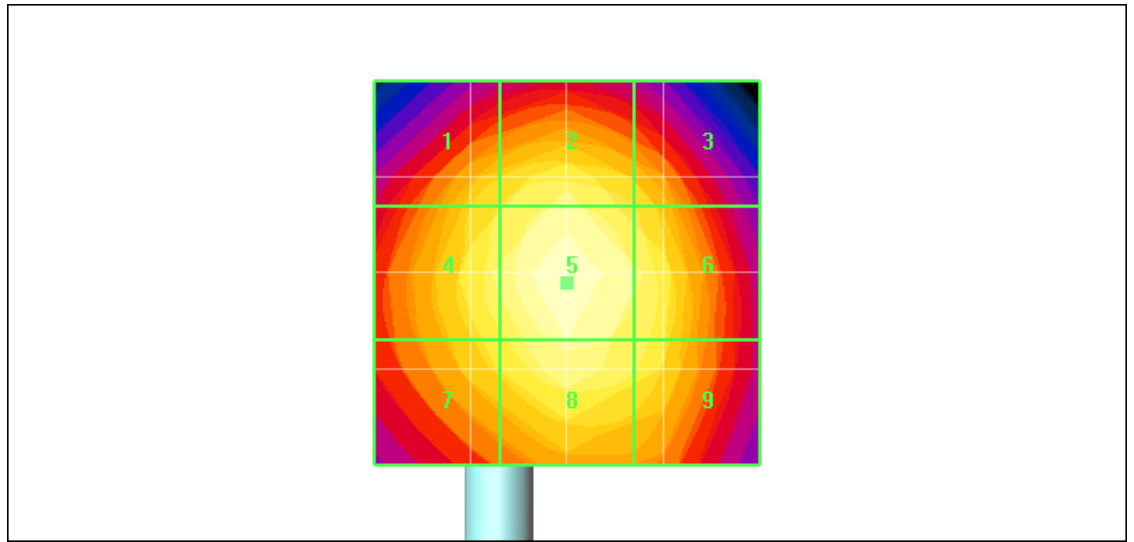
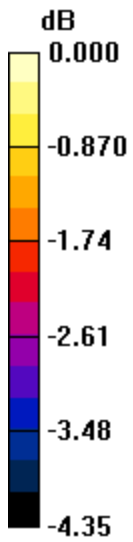
Grid 1 21.8 M4	Grid 2 22.6 M4	Grid 3 21.8 M4
Grid 4 22.2 M4	Grid 5 23.3 M4	Grid 6 22.6 M4
Grid 7 21.7 M4	Grid 8 22.7 M4	Grid 9 22.2 M4

Author Data
Daoud Attayi

Dates of Test
Jan. 12-13, 2011

Report No
RTS-3640-1102-01

FCC ID
L6ARDM70UW



0 dB = 23.3V/m

	Document		Page
	Annex A to Hearing Aid Compatibility RF Emissions Test Report for the BlackBerry® Smartphone model RDM71UW		41 (300)
Author Data	Dates of Test	Report No	FCC ID
Daoud Attayi	Jan. 12-13, 2011	RTS-3640-1102-01	L6ARDM70UW

Date/Time: 1/12/2011 2:41:36 PM

Test Laboratory: RIM Testing Services

HAC_E_Dipole_1880MHz_CW_GSM_mod

DUT: HAC Dipole 1880 MHz; Type: CD1880V3;

Communication System: CW; Frequency: 1880 MHz; Duty Cycle: 1:1

Medium parameters used: $\sigma = 0$ mho/m, $\epsilon_r = 1$; $\rho = 1000$ kg/m³

Phantom section: RF Section

Measurement Standard: DAS4 (High Precision Assessment)

DASY4 Configuration:

- Probe: ER3DV6 - SN2285; ConvF(1, 1, 1); Calibrated: 3/8/2010
- Sensor-Surface: 0mm (Fix Surface) Sensor-Surface: (Fix Surface)
- Electronics: DAE3 Sn472; Calibrated: 5/17/2010
- Phantom: HAC RF Test Arch with AMCC; Type: SD HAC P01 BA;
- Measurement SW: DAS4, V4.7 Build 80; Postprocessing SW: SEMCAD, V1.8 Build 186

E Scan - measurement distance from the probe sensor center to CD1880

Dipole = 10mm 2/Hearing Aid Compatibility Test (5x5x1): Measurement grid:

dx=5mm, dy=5mm

Probe Modulation Factor = 1.00


Device Reference Point: 0.000, 0.000, -6.30 mm

Reference Value = 73.4 V/m; Power Drift = 0.047 dB

Maximum value of Total (measured) = 60.8 V/m

E Scan - measurement distance from the probe sensor center to CD1880

Dipole = 10mm 2/Hearing Aid Compatibility Test (41x41x1): Measurement grid:

	Document		Page
	Annex A to Hearing Aid Compatibility RF Emissions Test Report for the BlackBerry® Smartphone model RDM71UW		42 (300)
Author Data Daoud Attayi	Dates of Test Jan. 12-13, 2011	Report No RTS-3640-1102-01	FCC ID L6ARDM70UW

dx=5mm, dy=5mm

Maximum value of peak Total field = 60.9 V/m

Probe Modulation Factor = 1.00

Device Reference Point: 0.000, 0.000, -6.30 mm

Reference Value = 73.4 V/m; Power Drift = 0.047 dB

Hearing Aid Near-Field Category: M4 (AWF 0 dB)

Peak E-field in V/m

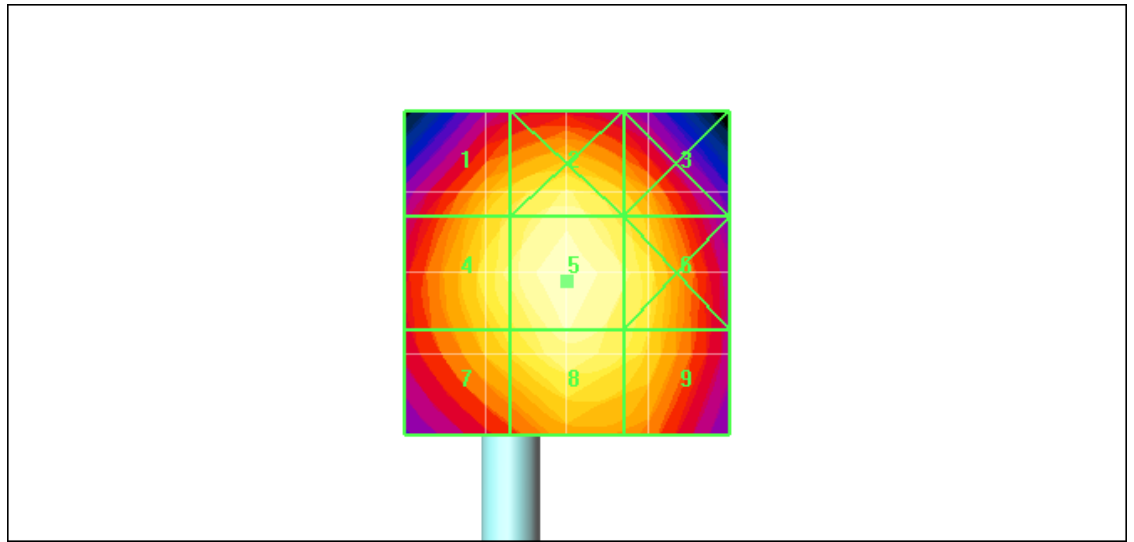
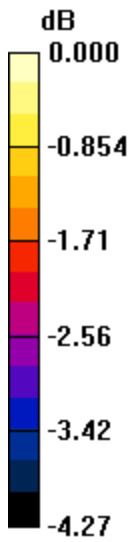
Grid 1 57.6 M4	Grid 2 59.9 M4	Grid 3 57.3 M4
Grid 4 58.4 M4	Grid 5 60.9 M4	Grid 6 58.9 M4
Grid 7 56.6 M4	Grid 8 59.5 M4	Grid 9 57.8 M4

Author Data
Daoud Attayi

Dates of Test
Jan. 12-13, 2011

Report No
RTS-3640-1102-01

FCC ID
L6ARDM70UW



0 dB = 60.9V/m

	Document		Page
	Annex A to Hearing Aid Compatibility RF Emissions Test Report for the BlackBerry® Smartphone model RDM71UW		44 (300)
Author Data	Dates of Test	Report No	FCC ID
Daoud Attayi	Jan. 12-13, 2011	RTS-3640-1102-01	L6ARDM70UW

Date/Time: 1/12/2011 2:45:33 PM

Test Laboratory: RIM Testing Services

HAC_E_Dipole_1880MHz_AM80%_GSM

DUT: HAC Dipole 1880 MHz; Type: CD1880V3;

Communication System: AM 80%; Frequency: 1880 MHz; Duty Cycle: 1:1

Medium parameters used: $\sigma = 0$ mho/m, $\epsilon_r = 1$; $\rho = 1000$ kg/m³

Phantom section: RF Section

Measurement Standard: DAS4 (High Precision Assessment)

DASY4 Configuration:

- Probe: ER3DV6 - SN2285; ConvF(1, 1, 1); Calibrated: 3/8/2010
- Sensor-Surface: 0mm (Fix Surface) Sensor-Surface: (Fix Surface)
- Electronics: DAE3 Sn472; Calibrated: 5/17/2010
- Phantom: HAC RF Test Arch with AMCC; Type: SD HAC P01 BA;
- Measurement SW: DAS4, V4.7 Build 80; Postprocessing SW: SEMCAD, V1.8 Build 186

E Scan - measurement distance from the probe sensor center to CD1880

Dipole = 10mm 2/Hearing Aid Compatibility Test (5x5x1): Measurement grid:

dx=5mm, dy=5mm

Probe Modulation Factor = 1.00


Device Reference Point: 0.000, 0.000, -6.30 mm

Reference Value = 46.8 V/m; Power Drift = 0.052 dB

Maximum value of Total (measured) = 38.6 V/m

E Scan - measurement distance from the probe sensor center to CD1880

Dipole = 10mm 2/Hearing Aid Compatibility Test (41x41x1): Measurement grid:

	Document		Page
	Annex A to Hearing Aid Compatibility RF Emissions Test Report for the BlackBerry® Smartphone model RDM71UW		45 (300)
Author Data Daoud Attayi	Dates of Test Jan. 12-13, 2011	Report No RTS-3640-1102-01	FCC ID L6ARDM70UW

dx=5mm, dy=5mm

Maximum value of peak Total field = 38.6 V/m

Probe Modulation Factor = 1.00

Device Reference Point: 0.000, 0.000, -6.30 mm

Reference Value = 46.8 V/m; Power Drift = 0.052 dB

Hearing Aid Near-Field Category: M4 (AWF 0 dB)

Peak E-field in V/m

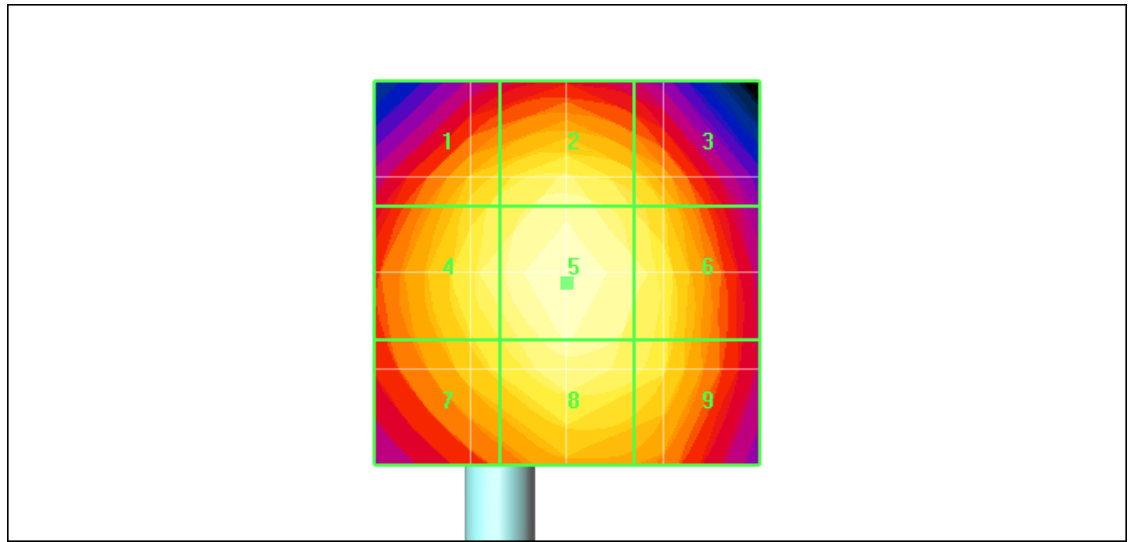
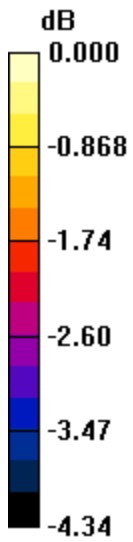
Grid 1 36.5 M4	Grid 2 37.9 M4	Grid 3 36.6 M4
Grid 4 37.1 M4	Grid 5 38.6 M4	Grid 6 37.5 M4
Grid 7 36.1 M4	Grid 8 37.7 M4	Grid 9 36.9 M4

Author Data
Daoud Attayi


Dates of Test
Jan. 12-13, 2011

Report No
RTS-3640-1102-01

FCC ID
L6ARDM70UW



0 dB = 38.6V/m

	Document Annex A to Hearing Aid Compatibility RF Emissions Test Report for the BlackBerry® Smartphone model RDM71UW		Page 47 (300)
	Author Data Daoud Attayi	Dates of Test Jan. 12-13, 2011	Report No RTS-3640-1102-01

Date/Time: 1/12/2011 3:05:57 PM

Test Laboratory: RIM Testing Services

HAC_E_Dipole_1880MHz_WCDMA_mod

DUT: HAC Dipole 1880 MHz; Type: CD1880V3;

Communication System: WCDMA FDD II; Frequency: 1880 MHz; Duty Cycle: 1:1

Medium parameters used: $\sigma = 0$ mho/m, $\epsilon_r = 1$; $\rho = 1000$ kg/m³

Phantom section: RF Section

Measurement Standard: DAS4 (High Precision Assessment)

DASY4 Configuration:

- Probe: ER3DV6 - SN2285; ConvF(1, 1, 1); Calibrated: 3/8/2010
- Sensor-Surface: 0mm (Fix Surface) Sensor-Surface: (Fix Surface)
- Electronics: DAE3 Sn472; Calibrated: 5/17/2010
- Phantom: HAC RF Test Arch with AMCC; Type: SD HAC P01 BA;
- Measurement SW: DAS4, V4.7 Build 80; Postprocessing SW: SEMCAD, V1.8 Build 186

E Scan - measurement distance from the probe sensor center to CD1880

Dipole = 10mm 2/Hearing Aid Compatibility Test (5x5x1): Measurement grid:

dx=5mm, dy=5mm

Probe Modulation Factor = 1.00


Device Reference Point: 0.000, 0.000, -6.30 mm

Reference Value = 39.2 V/m; Power Drift = -0.172 dB

Maximum value of Total (measured) = 31.3 V/m

E Scan - measurement distance from the probe sensor center to CD1880

Dipole = 10mm 2/Hearing Aid Compatibility Test (41x41x1): Measurement grid:

	Document		Page
	Annex A to Hearing Aid Compatibility RF Emissions Test Report for the BlackBerry® Smartphone model RDM71UW		48 (300)
Author Data Daoud Attayi	Dates of Test Jan. 12-13, 2011	Report No RTS-3640-1102-01	FCC ID L6ARDM70UW

dx=5mm, dy=5mm

Maximum value of peak Total field = 31.4 V/m

Probe Modulation Factor = 1.00

Device Reference Point: 0.000, 0.000, -6.30 mm

Reference Value = 39.2 V/m; Power Drift = -0.172 dB

Hearing Aid Near-Field Category: M4 (AWF 0 dB)

Peak E-field in V/m

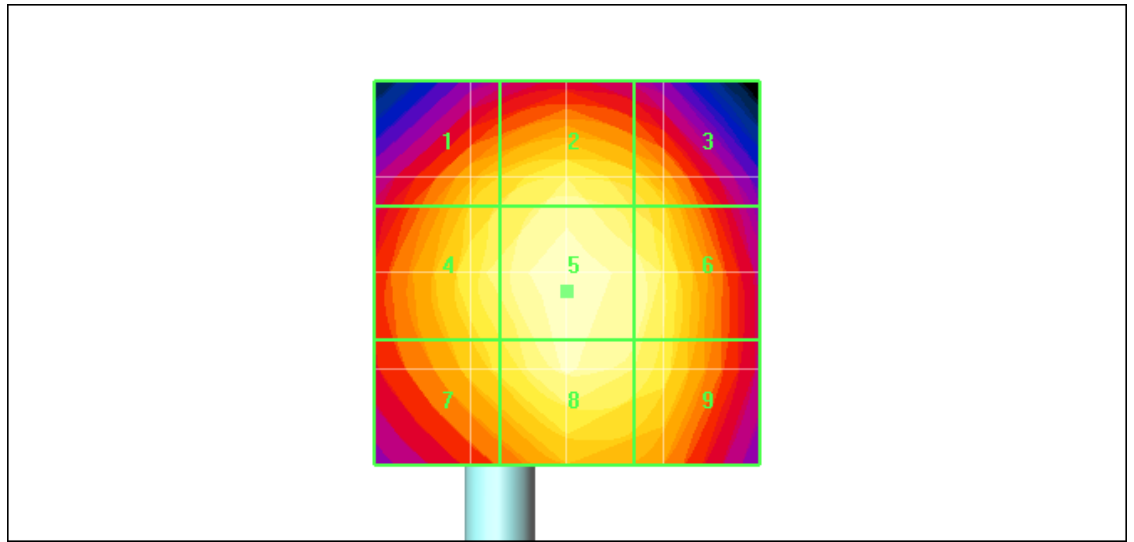
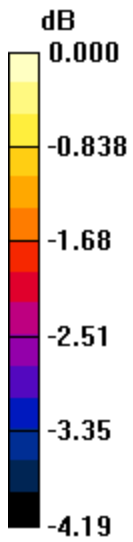
Grid 1	Grid 2	Grid 3
29.6 M4	30.8 M4	30.0 M4
Grid 4	Grid 5	Grid 6
30.1 M4	31.4 M4	30.9 M4
Grid 7	Grid 8	Grid 9
29.4 M4	31.1 M4	30.5 M4

Author Data
Daoud Attayi

Dates of Test
Jan. 12-13, 2011

Report No
RTS-3640-1102-01

FCC ID
L6ARDM70UW



0 dB = 31.4V/m

	Document		Page
	Annex A to Hearing Aid Compatibility RF Emissions Test Report for the BlackBerry® Smartphone model RDM71UW		50 (300)
Author Data	Dates of Test	Report No	FCC ID
Daoud Attayi	Jan. 12-13, 2011	RTS-3640-1102-01	L6ARDM70UW

Date/Time: 1/12/2011 2:51:24 PM

Test Laboratory: RIM Testing Services

HAC_E_Dipole_1880MHz_CW_WCDMA_mod

DUT: HAC Dipole 1880 MHz; Type: CD1880V3;

Communication System: CW; Frequency: 1880 MHz; Duty Cycle: 1:1

Medium parameters used: $\sigma = 0$ mho/m, $\epsilon_r = 1$; $\rho = 1000$ kg/m³

Phantom section: RF Section

Measurement Standard: DAS4 (High Precision Assessment)

DASY4 Configuration:

- Probe: ER3DV6 - SN2285; ConvF(1, 1, 1); Calibrated: 3/8/2010
- Sensor-Surface: 0mm (Fix Surface) Sensor-Surface: (Fix Surface)
- Electronics: DAE3 Sn472; Calibrated: 5/17/2010
- Phantom: HAC RF Test Arch with AMCC; Type: SD HAC P01 BA;
- Measurement SW: DAS4, V4.7 Build 80; Postprocessing SW: SEMCAD, V1.8 Build 186

E Scan - measurement distance from the probe sensor center to CD1880

Dipole = 10mm 2/Hearing Aid Compatibility Test (5x5x1): Measurement grid:

dx=5mm, dy=5mm

Probe Modulation Factor = 1.00

Device Reference Point: 0.000, 0.000, -6.30 mm

Reference Value = 34.7 V/m; Power Drift = -0.060 dB

Maximum value of Total (measured) = 28.3 V/m

E Scan - measurement distance from the probe sensor center to CD1880

Dipole = 10mm 2/Hearing Aid Compatibility Test (41x41x1): Measurement grid:

Author Data
Daoud Attayi

Dates of Test
Jan. 12-13, 2011

Report No
RTS-3640-1102-01

FCC ID
L6ARDM70UW

dx=5mm, dy=5mm

Maximum value of peak Total field = 28.3 V/m

Probe Modulation Factor = 1.00

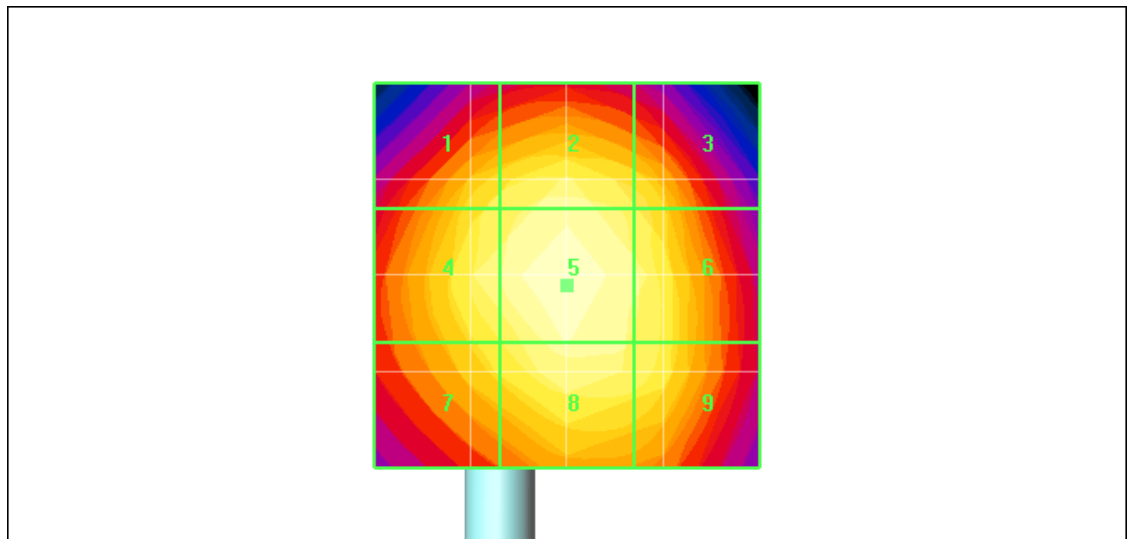
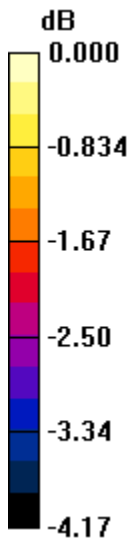
Device Reference Point: 0.000, 0.000, -6.30 mm


Reference Value = 34.7 V/m; Power Drift = -0.060 dB

Hearing Aid Near-Field Category: M4 (AWF 0 dB)


Peak E-field in V/m

Grid 1 26.9 M4	Grid 2 27.8 M4	Grid 3 27.1 M4
Grid 4 27.4 M4	Grid 5 28.3 M4	Grid 6 27.6 M4
Grid 7 26.5 M4	Grid 8 27.7 M4	Grid 9 27.3 M4



	Document Annex A to Hearing Aid Compatibility RF Emissions Test Report for the BlackBerry® Smartphone model RDM71UW		Page 52 (300)
	Author Data Daoud Attayi	Dates of Test Jan. 12-13, 2011	Report No RTS-3640-1102-01

0 dB = 28.3V/m

	Document		Page
	Annex A to Hearing Aid Compatibility RF Emissions Test Report for the BlackBerry® Smartphone model RDM71UW		53 (300)
Author Data	Dates of Test	Report No	FCC ID
Daoud Attayi	Jan. 12-13, 2011	RTS-3640-1102-01	L6ARDM70UW

Date/Time: 1/12/2011 2:48:40 PM

Test Laboratory: RIM Testing Services

HAC_E_Dipole_1880MHz_AM80%_WCDMA

DUT: HAC Dipole 1880 MHz; Type: CD1880V3;

Communication System: AM 80%; Frequency: 1880 MHz; Duty Cycle: 1:1

Medium parameters used: $\sigma = 0$ mho/m, $\epsilon_r = 1$; $\rho = 1000$ kg/m³

Phantom section: RF Section

Measurement Standard: DAS4 (High Precision Assessment)

DASY4 Configuration:

- Probe: ER3DV6 - SN2285; ConvF(1, 1, 1); Calibrated: 3/8/2010
- Sensor-Surface: 0mm (Fix Surface) Sensor-Surface: (Fix Surface)
- Electronics: DAE3 Sn472; Calibrated: 5/17/2010
- Phantom: HAC RF Test Arch with AMCC; Type: SD HAC P01 BA;
- Measurement SW: DAS4, V4.7 Build 80; Postprocessing SW: SEMCAD, V1.8 Build 186

E Scan - measurement distance from the probe sensor center to CD1880

Dipole = 10mm 2/Hearing Aid Compatibility Test (5x5x1): Measurement grid:

dx=5mm, dy=5mm

Probe Modulation Factor = 1.00

Device Reference Point: 0.000, 0.000, -6.30 mm

Reference Value = 22.1 V/m; Power Drift = 0.021 dB

Maximum value of Total (measured) = 18.0 V/m

E Scan - measurement distance from the probe sensor center to CD1880

Dipole = 10mm 2/Hearing Aid Compatibility Test (41x41x1): Measurement grid:



Author Data
Daoud Attayi

Dates of Test
Jan. 12-13, 2011

Report No
RTS-3640-1102-01

FCC ID
L6ARDM70UW

$dx=5mm, dy=5mm$

Maximum value of peak Total field = 18.0 V/m

Probe Modulation Factor = 1.00

Device Reference Point: 0.000, 0.000, -6.30 mm

Reference Value = 22.1 V/m; Power Drift = 0.021 dB

Hearing Aid Near-Field Category: M4 (AWF 0 dB)

Peak E-field in V/m

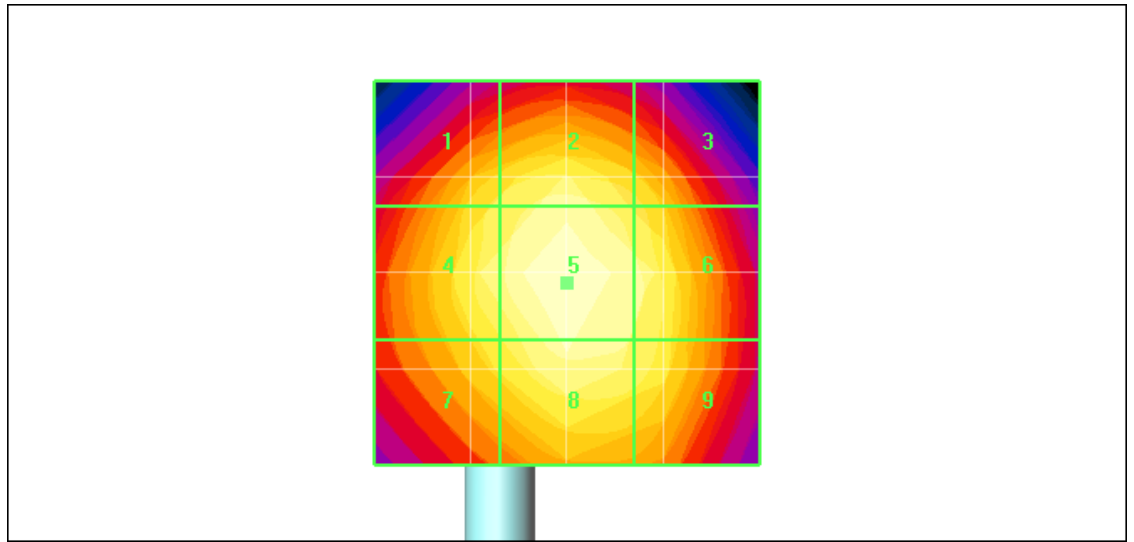
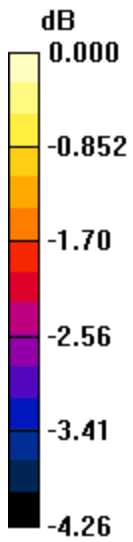
Grid 1 17.0 M4	Grid 2 17.7 M4	Grid 3 17.1 M4
Grid 4 17.3 M4	Grid 5 18.0 M4	Grid 6 17.6 M4
Grid 7 16.8 M4	Grid 8 17.6 M4	Grid 9 17.4 M4

Author Data
Daoud Attayi

Dates of Test
Jan. 12-13, 2011

Report No
RTS-3640-1102-01

FCC ID
L6ARDM70UW



0 dB = 18.0V/m

	Document		Page
	Annex A to Hearing Aid Compatibility RF Emissions Test Report for the BlackBerry® Smartphone model RDM71UW		56 (300)
Author Data	Dates of Test	Report No	FCC ID
Daoud Attayi	Jan. 12-13, 2011	RTS-3640-1102-01	L6ARDM70UW

Date/Time: 1/12/2011 3:55:25 PM

Test Laboratory: RIM Testing Services

HAC_H_Dipole_835MHz

DUT: HAC-Dipole 835 MHz; Type: D835V3;

Communication System: CW; Frequency: 835 MHz; Duty Cycle: 1:1

Medium parameters used: $\sigma = 0$ mho/m, $\epsilon_r = 1$; $\rho = 1$ kg/m³

Phantom section: RF Section

Measurement Standard: DAS4 (High Precision Assessment)

DASY4 Configuration:

- Probe: H3DV6 - SN6168; ; Calibrated: 3/12/2010
- Sensor-Surface: 0mm (Fix Surface) Sensor-Surface: (Fix Surface)
- Electronics: DAE3 Sn472; Calibrated: 5/17/2010
- Phantom: HAC RF Test Arch with AMCC; Type: SD HAC P01 BA;
- Measurement SW: DAS4, V4.7 Build 80; Postprocessing SW: SEMCAD, V1.8 Build 186

H Scan - measurement distance from the probe sensor center to CD835

Dipole = 10mm/Hearing Aid Compatibility Test (5x11x1): Measurement grid:

dx=5mm, dy=5mm

Probe Modulation Factor = 1.00

Device Reference Point: 0.000, 0.000, -6.30 mm

Reference Value = 0.497 A/m; Power Drift = -0.014 dB

Maximum value of Total (measured) = 0.466 A/m

H Scan - measurement distance from the probe sensor center to CD835

Dipole = 10mm/Hearing Aid Compatibility Test (41x101x1): Measurement grid:

Author Data
Daoud Attayi

Dates of Test
Jan. 12-13, 2011

Report No
RTS-3640-1102-01

FCC ID
L6ARDM70UW

dx=5mm, dy=5mm

Maximum value of peak Total field = 0.467 A/m

Probe Modulation Factor = 1.00

Device Reference Point: 0.000, 0.000, -6.30 mm

Reference Value = 0.497 A/m; Power Drift = -0.014 dB

Hearing Aid Near-Field Category: M4 (AWF 0 dB)

Peak H-field in A/m

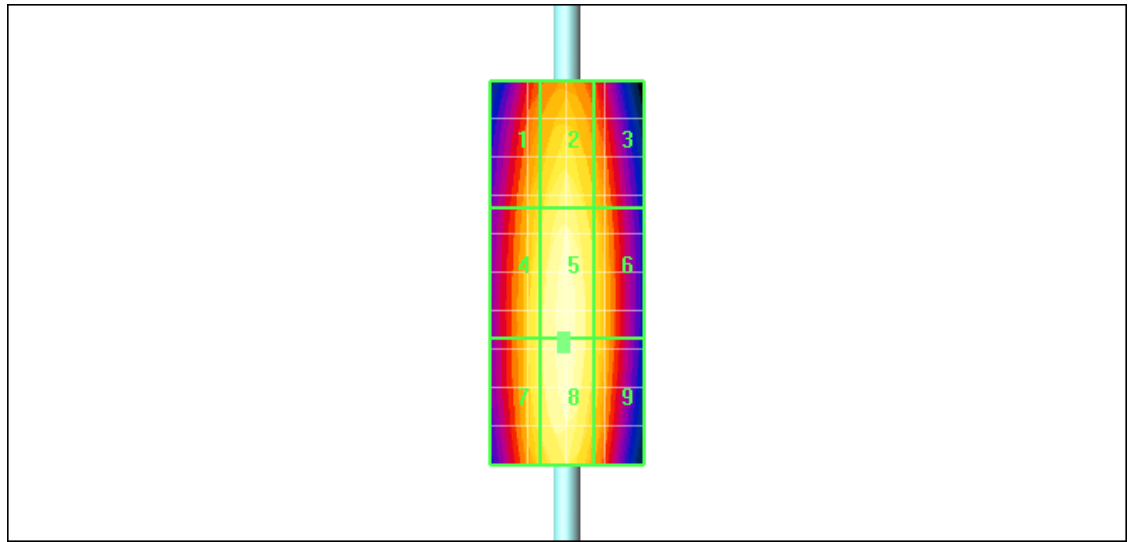
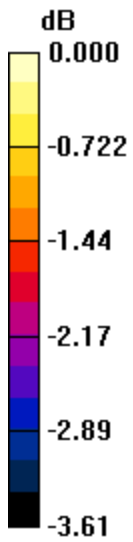
Grid 1 0.437 M4	Grid 2 0.450 M4	Grid 3 0.432 M4
Grid 4 0.450 M4	Grid 5 0.467 M4	Grid 6 0.444 M4
Grid 7 0.450 M4	Grid 8 0.467 M4	Grid 9 0.443 M4

Author Data
Daoud Attayi

Dates of Test
Jan. 12-13, 2011

Report No
RTS-3640-1102-01

FCC ID
L6ARDM70UW



0 dB = 0.467A/m

	Document		Page
	Annex A to Hearing Aid Compatibility RF Emissions Test Report for the BlackBerry® Smartphone model RDM71UW		59 (300)
Author Data	Dates of Test	Report No	FCC ID
Daoud Attayi	Jan. 12-13, 2011	RTS-3640-1102-01	L6ARDM70UW

Date/Time: 1/12/2011 4:23:11 PM

Test Laboratory: RIM Testing Services

HAC_H_Dipole_835MHz_GSM_mod

DUT: HAC-Dipole 835 MHz; Type: D835V3;

Communication System: GSM 850; Frequency: 835 MHz; Duty Cycle: 1:8.3

Medium parameters used: $\sigma = 0$ mho/m, $\epsilon_r = 1$; $\rho = 1$ kg/m³

Phantom section: RF Section

Measurement Standard: DAS4 (High Precision Assessment)

DASY4 Configuration:

- Probe: H3DV6 - SN6168; ; Calibrated: 3/12/2010
- Sensor-Surface: 0mm (Fix Surface) Sensor-Surface: (Fix Surface)
- Electronics: DAE3 Sn472; Calibrated: 5/17/2010
- Phantom: HAC RF Test Arch with AMCC; Type: SD HAC P01 BA;
- Measurement SW: DAS4, V4.7 Build 80; Postprocessing SW: SEMCAD, V1.8 Build 186

H Scan - measurement distance from the probe sensor center to CD835

Dipole = 10mm/Hearing Aid Compatibility Test (5x11x1): Measurement grid:

dx=5mm, dy=5mm

Probe Modulation Factor = 1.00


Device Reference Point: 0.000, 0.000, -6.30 mm

Reference Value = 0.162 A/m; Power Drift = -0.057 dB

Maximum value of Total (measured) = 0.153 A/m

H Scan - measurement distance from the probe sensor center to CD835

Dipole = 10mm/Hearing Aid Compatibility Test (41x101x1): Measurement grid:

	Document		Page
	Annex A to Hearing Aid Compatibility RF Emissions Test Report for the BlackBerry® Smartphone model RDM71UW		60 (300)
Author Data	Dates of Test	Report No	FCC ID
Daoud Attayi	Jan. 12-13, 2011	RTS-3640-1102-01	L6ARDM70UW

dx=5mm, dy=5mm

Maximum value of peak Total field = 0.153 A/m

Probe Modulation Factor = 1.00

Device Reference Point: 0.000, 0.000, -6.30 mm

Reference Value = 0.162 A/m; Power Drift = -0.057 dB

Hearing Aid Near-Field Category: M4 (AWF -5 dB)

Peak H-field in A/m

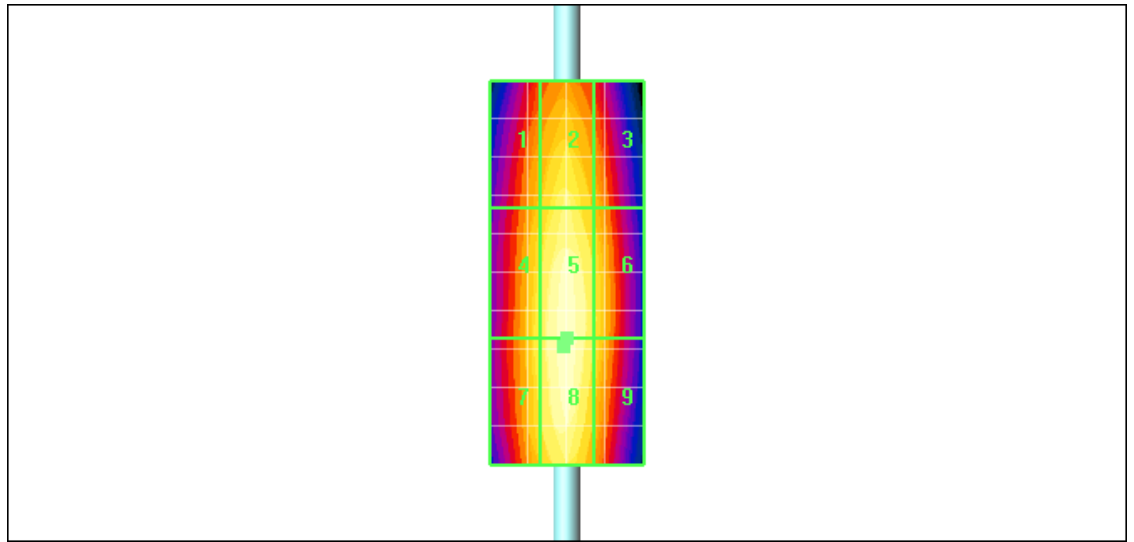
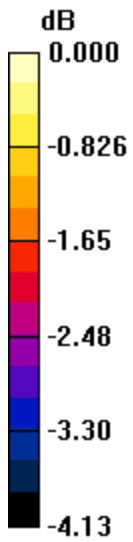
Grid 1	Grid 2	Grid 3
0.139 M4	0.145 M4	0.138 M4
Grid 4	Grid 5	Grid 6
0.145 M4	0.153 M4	0.145 M4
Grid 7	Grid 8	Grid 9
0.145 M4	0.153 M4	0.143 M4

Author Data
Daoud Attayi


Dates of Test
Jan. 12-13, 2011

Report No
RTS-3640-1102-01

FCC ID
L6ARDM70UW



0 dB = 0.153A/m

	Document		Page
	Annex A to Hearing Aid Compatibility RF Emissions Test Report for the BlackBerry® Smartphone model RDM71UW		62 (300)
Author Data	Dates of Test	Report No	FCC ID
Daoud Attayi	Jan. 12-13, 2011	RTS-3640-1102-01	L6ARDM70UW

Date/Time: 1/12/2011 4:05:24 PM

Test Laboratory: RIM Testing Services

HAC_H_Dipole_835MHz_CW_GSM_mod

DUT: HAC-Dipole 835 MHz; Type: D835V3;

Communication System: CW; Frequency: 835 MHz; Duty Cycle: 1:1

Medium parameters used: $\sigma = 0$ mho/m, $\epsilon_r = 1$; $\rho = 1$ kg/m³

Phantom section: RF Section

Measurement Standard: DAS4 (High Precision Assessment)

DASY4 Configuration:

- Probe: H3DV6 - SN6168; ; Calibrated: 3/12/2010
- Sensor-Surface: 0mm (Fix Surface)Sensor-Surface: (Fix Surface)
- Electronics: DAE3 Sn472; Calibrated: 5/17/2010
- Phantom: HAC RF Test Arch with AMCC; Type: SD HAC P01 BA;
- Measurement SW: DAS4, V4.7 Build 80; Postprocessing SW: SEMCAD, V1.8 Build 186

H Scan - measurement distance from the probe sensor center to CD835

Dipole = 10mm/Hearing Aid Compatibility Test (5x9x1): Measurement grid:

dx=5mm, dy=5mm


Probe Modulation Factor = 1.00

Device Reference Point: 0.000, 0.000, -6.30 mm

Reference Value = 0.466 A/m; Power Drift = -0.033 dB

Maximum value of Total (measured) = 0.439 A/m

H Scan - measurement distance from the probe sensor center to CD835

	Document Annex A to Hearing Aid Compatibility RF Emissions Test Report for the BlackBerry® Smartphone model RDM71UW		Page 63 (300)
	Author Data Daoud Attayi	Dates of Test Jan. 12-13, 2011	Report No RTS-3640-1102-01

Dipole = 10mm/Hearing Aid Compatibility Test (41x81x1): Measurement grid:

dx=5mm, dy=5mm

Maximum value of peak Total field = 0.439 A/m

Probe Modulation Factor = 1.00

Device Reference Point: 0.000, 0.000, -6.30 mm

Reference Value = 0.466 A/m; Power Drift = -0.033 dB

Hearing Aid Near-Field Category: M4 (AWF 0 dB)

Peak H-field in A/m

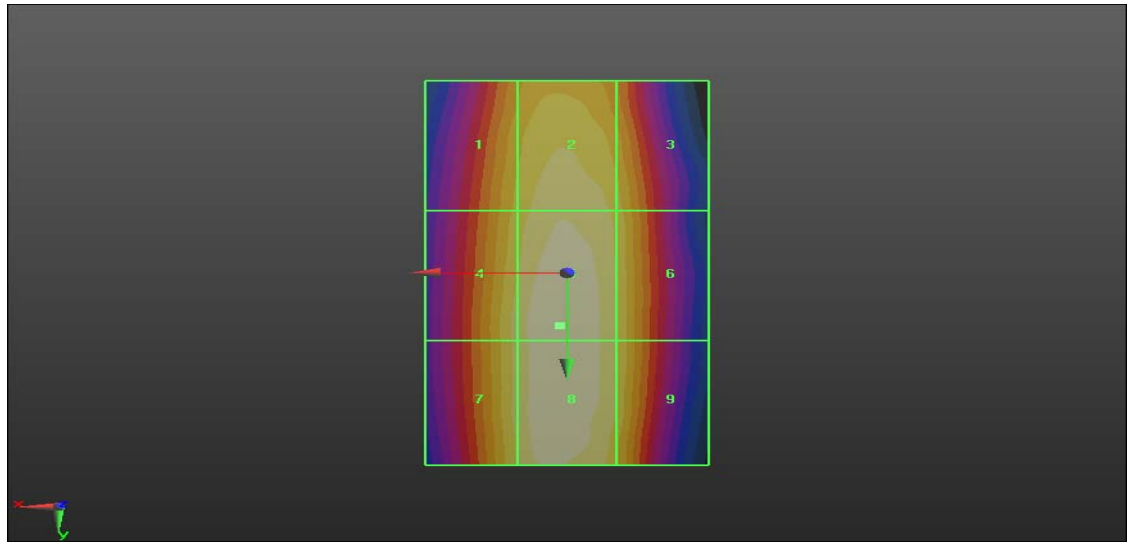
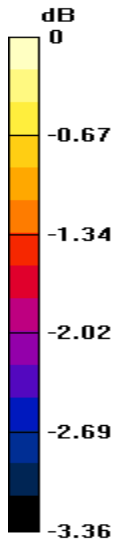
Grid 1 0.412 M4	Grid 2 0.427 M4	Grid 3 0.413 M4
Grid 4 0.423 M4	Grid 5 0.439 M4	Grid 6 0.419 M4
Grid 7 0.423 M4	Grid 8 0.438 M4	Grid 9 0.419 M4

Author Data
Daoud Attayi

Dates of Test
Jan. 12-13, 2011

Report No
RTS-3640-1102-01

FCC ID
L6ARDM70UW



0 dB = 0.439A/m

	Document		Page
	Annex A to Hearing Aid Compatibility RF Emissions Test Report for the BlackBerry® Smartphone model RDM71UW		65 (300)
Author Data	Dates of Test	Report No	FCC ID
Daoud Attayi	Jan. 12-13, 2011	RTS-3640-1102-01	L6ARDM70UW

Date/Time: 10/25/2010 5:26:25 PM

Test Laboratory: RIM Testing Services

HAC_H_Dipole_835MHz_AM80%_GSM_mod

DUT: HAC-Dipole 835 MHz; Type: D835V3

Communication System: AM 80%

Frequency: 835 MHz; Communication System PAR: 0 dB

Medium parameters used: $\sigma = 0$ mho/m, $\epsilon_r = 1$; $\rho = 1$ kg/m³

Phantom section: RF Section

Measurement Standard: DASYS5 (IEEE/IEC/ANSI C63.19-2007)

DASY5 Configuration:

- Probe: H3DV6 - SN6105; ; Calibrated: 11/13/2009
- Sensor-Surface: (Fix Surface)
- Electronics: DAE3 Sn473; Calibrated: 1/4/2010
- Phantom: HAC RF Test Arch with AMCC; Type: SD HAC P01 BA;
- Measurement SW: DASY4, Version 4.7 (80); SEMCAD X Version 14.4.4 (2829)

Configuration/H Scan - measurement distance from the probe sensor center to CD835 Dipole = 10mm/Hearing Aid Compatibility Test (41x121x1):

Measurement grid: dx=5mm, dy=5mm

Maximum value of peak Total field = 0.263 A/m

Probe Modulation Factor = 1.000

Device Reference Point: 0, 0, -6.3 mm

Reference Value = 0.280 A/m; Power Drift = -0.07 dB

Hearing Aid Near-Field Category: M4 (AWF 0 dB)



Author Data
Daoud Attayi

Dates of Test
Jan. 12-13, 2011

Report No
RTS-3640-1102-01

FCC ID
L6ARDM70UW

Peak H-field in A/m

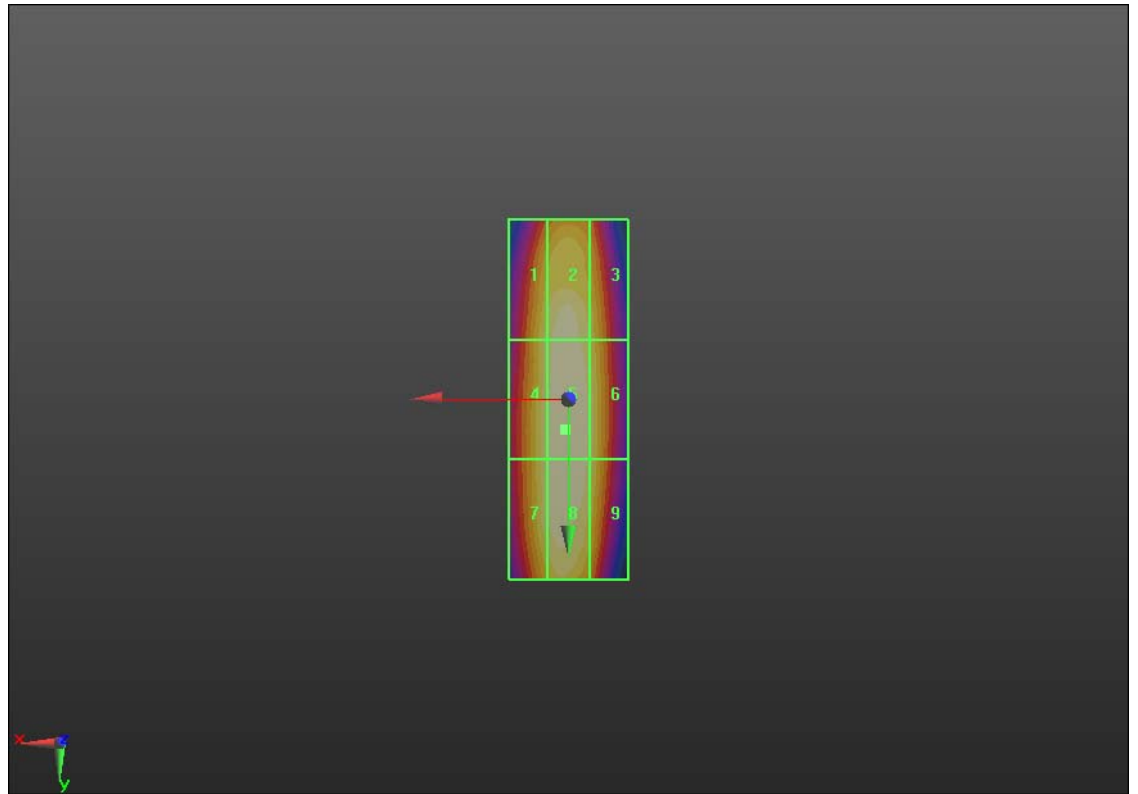
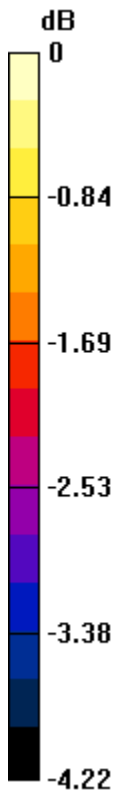
Grid 1 0.249 M4	Grid 2 0.256 M4	Grid 3 0.244 M4
Grid 4 0.252 M4	Grid 5 0.263 M4	Grid 6 0.250 M4
Grid 7 0.252 M4	Grid 8 0.262 M4	Grid 9 0.249 M4

Author Data
Daoud Attayi

Dates of Test
Jan. 12-13, 2011

Report No
RTS-3640-1102-01

FCC ID
L6ARDM70UW



0 dB = 0.260A/m

	Document		Page
	Annex A to Hearing Aid Compatibility RF Emissions Test Report for the BlackBerry® Smartphone model RDM71UW		68 (300)
Author Data	Dates of Test	Report No	FCC ID
Daoud Attayi	Jan. 12-13, 2011	RTS-3640-1102-01	L6ARDM70UW

Date/Time: 1/12/2011 4:42:42 PM

Test Laboratory: RIM Testing Services

HAC_H_Dipole_835MHz_WCDMA_mod

DUT: HAC-Dipole 835 MHz; Type: D835V3;

Communication System: WCDMA FDD V; Frequency: 835 MHz; Duty Cycle: 1:1

Medium parameters used: $\sigma = 0$ mho/m, $\epsilon_r = 1$; $\rho = 1$ kg/m³

Phantom section: RF Section

Measurement Standard: DAS4 (High Precision Assessment)

DASY4 Configuration:

- Probe: H3DV6 - SN6168; ; Calibrated: 3/12/2010
- Sensor-Surface: 0mm (Fix Surface) Sensor-Surface: (Fix Surface)
- Electronics: DAE3 Sn472; Calibrated: 5/17/2010
- Phantom: HAC RF Test Arch with AMCC; Type: SD HAC P01 BA;
- Measurement SW: DAS4, V4.7 Build 80; Postprocessing SW: SEMCAD, V1.8 Build 186

H Scan - measurement distance from the probe sensor center to CD835

Dipole = 10mm/Hearing Aid Compatibility Test (5x11x1): Measurement grid:

dx=5mm, dy=5mm

Probe Modulation Factor = 1.00


Device Reference Point: 0.000, 0.000, -6.30 mm

Reference Value = 0.157 A/m; Power Drift = -0.007 dB

Maximum value of Total (measured) = 0.149 A/m

H Scan - measurement distance from the probe sensor center to CD835

Dipole = 10mm/Hearing Aid Compatibility Test (41x101x1): Measurement grid:

	Document		Page
	Annex A to Hearing Aid Compatibility RF Emissions Test Report for the BlackBerry® Smartphone model RDM71UW		69 (300)
Author Data	Dates of Test	Report No	FCC ID
Daoud Attayi	Jan. 12-13, 2011	RTS-3640-1102-01	L6ARDM70UW

dx=5mm, dy=5mm

Maximum value of peak Total field = 0.149 A/m

Probe Modulation Factor = 1.00

Device Reference Point: 0.000, 0.000, -6.30 mm

Reference Value = 0.157 A/m; Power Drift = -0.007 dB

Hearing Aid Near-Field Category: M4 (AWF 0 dB)

Peak H-field in A/m

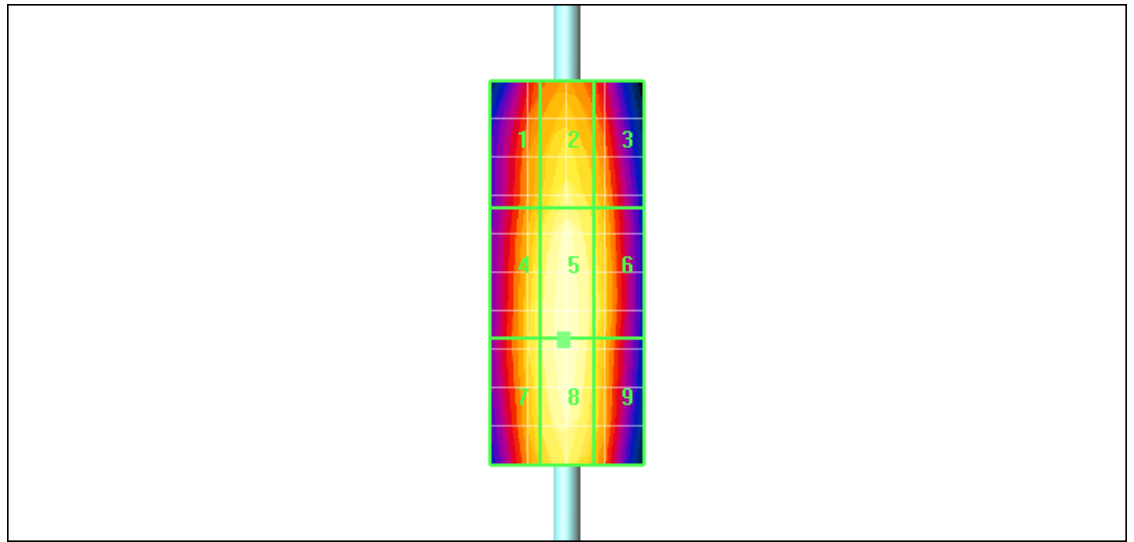
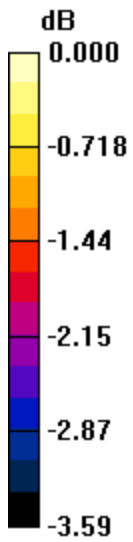
Grid 1	Grid 2	Grid 3
0.138 M4	0.143 M4	0.139 M4
Grid 4	Grid 5	Grid 6
0.144 M4	0.149 M4	0.144 M4
Grid 7	Grid 8	Grid 9
0.144 M4	0.149 M4	0.142 M4

Author Data
Daoud Attayi

Dates of Test
Jan. 12-13, 2011

Report No
RTS-3640-1102-01

FCC ID
L6ARDM70UW



0 dB = 0.149A/m

	Document		Page
	Annex A to Hearing Aid Compatibility RF Emissions Test Report for the BlackBerry® Smartphone model RDM71UW		71 (300)
Author Data	Dates of Test	Report No	FCC ID
Daoud Attayi	Jan. 12-13, 2011	RTS-3640-1102-01	L6ARDM70UW

Date/Time: 1/12/2011 4:11:32 PM

Test Laboratory: RIM Testing Services

HAC_H_Dipole_835MHz_CW_WCDMA_mod

DUT: HAC-Dipole 835 MHz; Type: D835V3;

Communication System: CW; Frequency: 835 MHz; Duty Cycle: 1:1

Medium parameters used: $\sigma = 0$ mho/m, $\epsilon_r = 1$; $\rho = 1$ kg/m³

Phantom section: RF Section

Measurement Standard: DAS4 (High Precision Assessment)

DASY4 Configuration:

- Probe: H3DV6 - SN6168; ; Calibrated: 3/12/2010
- Sensor-Surface: 0mm (Fix Surface) Sensor-Surface: (Fix Surface)
- Electronics: DAE3 Sn472; Calibrated: 5/17/2010
- Phantom: HAC RF Test Arch with AMCC; Type: SD HAC P01 BA;
- Measurement SW: DAS4, V4.7 Build 80; Postprocessing SW: SEMCAD, V1.8 Build 186

H Scan - measurement distance from the probe sensor center to CD835

Dipole = 10mm/Hearing Aid Compatibility Test (5x9x1): Measurement grid:

dx=5mm, dy=5mm

Probe Modulation Factor = 1.00

Device Reference Point: 0.000, 0.000, -6.30 mm

Reference Value = 0.154 A/m; Power Drift = -0.047 dB

Maximum value of Total (measured) = 0.146 A/m

H Scan - measurement distance from the probe sensor center to CD835

Dipole = 10mm/Hearing Aid Compatibility Test (41x81x1): Measurement grid:

dx=5mm, dy=5mm

Maximum value of peak Total field = 0.146 A/m

Probe Modulation Factor = 1.00

Device Reference Point: 0.000, 0.000, -6.30 mm

Reference Value = 0.154 A/m; Power Drift = -0.047 dB

Hearing Aid Near-Field Category: M4 (AWF 0 dB)

Peak H-field in A/m

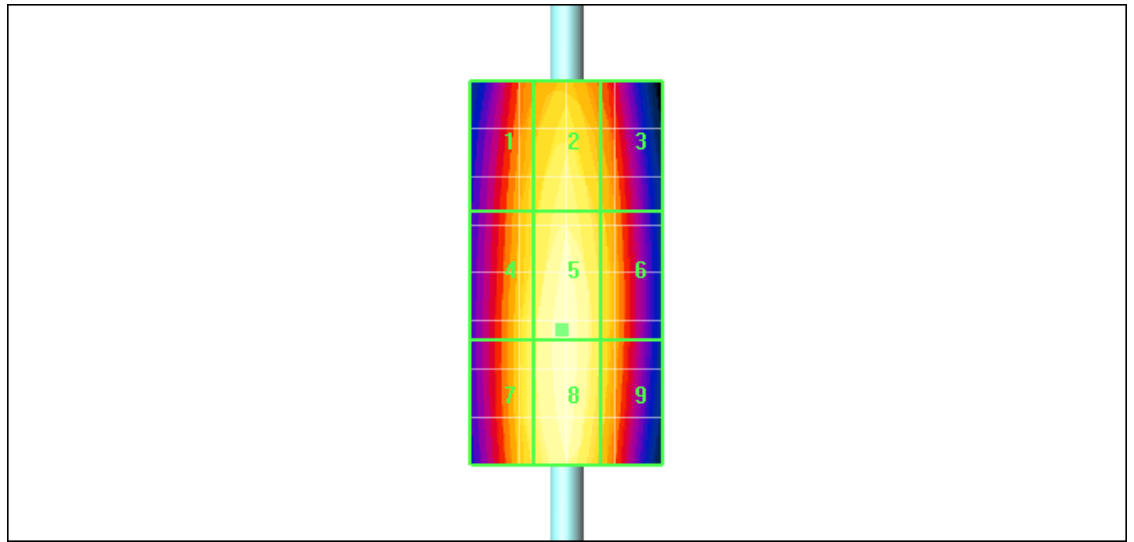
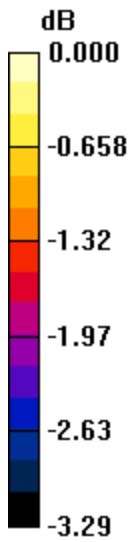
Grid 1 0.137 M4	Grid 2 0.142 M4	Grid 3 0.137 M4
Grid 4 0.141 M4	Grid 5 0.146 M4	Grid 6 0.140 M4
Grid 7 0.142 M4	Grid 8 0.146 M4	Grid 9 0.139 M4

Author Data
Daoud Attayi


Dates of Test
Jan. 12-13, 2011

Report No
RTS-3640-1102-01

FCC ID
L6ARDM70UW



0 dB = 0.146A/m

	Document		Page
	Annex A to Hearing Aid Compatibility RF Emissions Test Report for the BlackBerry® Smartphone model RDM71UW		74 (300)
Author Data	Dates of Test	Report No	FCC ID
Daoud Attayi	Jan. 12-13, 2011	RTS-3640-1102-01	L6ARDM70UW

Date/Time: 1/12/2011 4:15:42 PM

Test Laboratory: RIM Testing Services

HAC_H_Dipole_835MHz_AM80%_WCDMA_mod

DUT: HAC-Dipole 835 MHz; Type: D835V3;

Communication System: AM 80%; Frequency: 835 MHz;Duty Cycle: 1:1

Medium parameters used: $\sigma = 0$ mho/m, $\epsilon_r = 1$; $\rho = 1$ kg/m³

Phantom section: RF Section

Measurement Standard: DAS4 (High Precision Assessment)

DASY4 Configuration:

- Probe: H3DV6 - SN6168; ; Calibrated: 3/12/2010
- Sensor-Surface: 0mm (Fix Surface)Sensor-Surface: (Fix Surface)
- Electronics: DAE3 Sn472; Calibrated: 5/17/2010
- Phantom: HAC RF Test Arch with AMCC; Type: SD HAC P01 BA;
- Measurement SW: DAS4, V4.7 Build 80; Postprocessing SW: SEMCAD, V1.8 Build 186

H Scan - measurement distance from the probe sensor center to CD835

Dipole = 10mm/Hearing Aid Compatibility Test (5x9x1): Measurement grid:

dx=5mm, dy=5mm

Probe Modulation Factor = 1.00

Device Reference Point: 0.000, 0.000, -6.30 mm

Reference Value = 0.099 A/m; Power Drift = -0.003 dB

Maximum value of Total (measured) = 0.093 A/m

H Scan - measurement distance from the probe sensor center to CD835

Dipole = 10mm/Hearing Aid Compatibility Test (41x81x1): Measurement grid:



Document Annex A to Hearing Aid Compatibility RF Emissions Test Report for the BlackBerry® Smartphone model RDM71UW		Page 75 (300)	
Author Data Daoud Attayi	Dates of Test Jan. 12-13, 2011	Report No RTS-3640-1102-01	FCC ID L6ARDM70UW

dx=5mm, dy=5mm

Maximum value of peak Total field = 0.094 A/m

Probe Modulation Factor = 1.00

Device Reference Point: 0.000, 0.000, -6.30 mm

Reference Value = 0.099 A/m; Power Drift = -0.003 dB

Hearing Aid Near-Field Category: M4 (AWF 0 dB)

Peak H-field in A/m

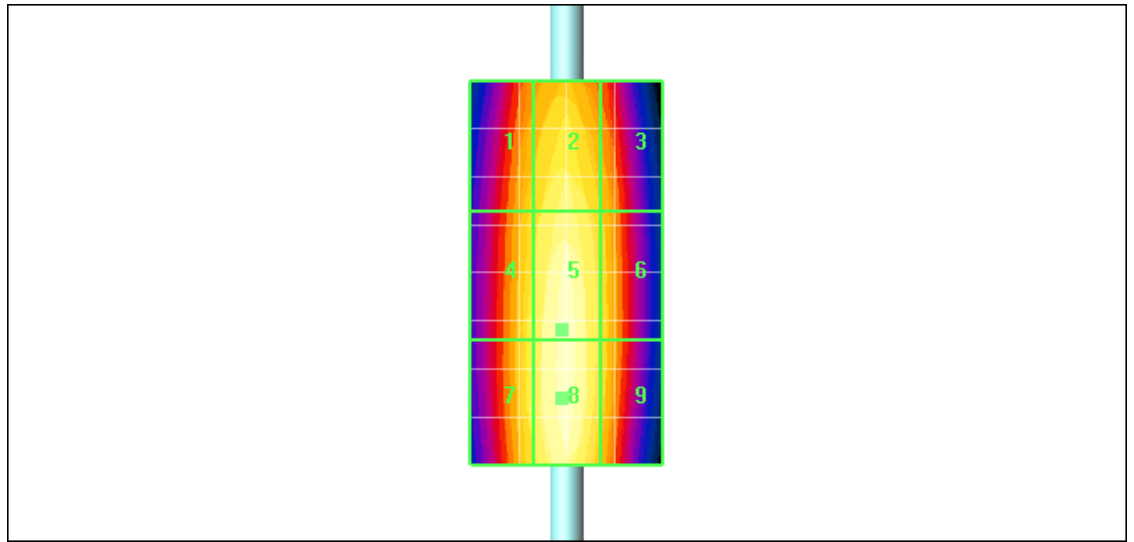
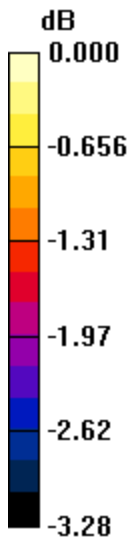
Grid 1 0.088 M4	Grid 2 0.091 M4	Grid 3 0.088 M4
Grid 4 0.090 M4	0.093 M4	Grid 6 0.089 M4
Grid 7 0.090 M4	Grid 8 0.094 M4	Grid 9 0.089 M4

Author Data
Daoud Attayi


Dates of Test
Jan. 12-13, 2011

Report No
RTS-3640-1102-01

FCC ID
L6ARDM70UW



0 dB = 0.094A/m

	Document		Page
	Annex A to Hearing Aid Compatibility RF Emissions Test Report for the BlackBerry® Smartphone model RDM71UW		77 (300)
Author Data	Dates of Test	Report No	FCC ID
Daoud Attayi	Jan. 12-13, 2011	RTS-3640-1102-01	L6ARDM70UW

Date/Time: 1/13/2011 2:49:30 PM

Test Laboratory: RIM Testing Services

HAC_H_Dipole_1880MHz_

DUT: HAC Dipole 1880 MHz; Type: CD1880V3;

Communication System: CW; Frequency: 1880 MHz; Duty Cycle: 1:1

Medium parameters used: $\sigma = 0$ mho/m, $\epsilon_r = 1$; $\rho = 1$ kg/m³

Phantom section: RF Section

Measurement Standard: DAS4 (High Precision Assessment)

DASY4 Configuration:

- Probe: H3DV6 - SN6168; ; Calibrated: 3/12/2010
- Sensor-Surface: 0mm (Fix Surface) Sensor-Surface: (Fix Surface)
- Electronics: DAE3 Sn472; Calibrated: 5/17/2010
- Phantom: HAC RF Test Arch with AMCC; Type: SD HAC P01 BA;
- Measurement SW: DAS4, V4.7 Build 80; Postprocessing SW: SEMCAD, V1.8 Build 186

H Scan - measurement distance from the probe sensor center to CD1880

Dipole = 10mm/Hearing Aid Compatibility Test (5x11x1): Measurement grid:

dx=5mm, dy=5mm

Probe Modulation Factor = 1.00

Device Reference Point: 0.000, 0.000, -6.30 mm

Reference Value = 0.478 A/m; Power Drift = 0.007 dB

Maximum value of Total (measured) = 0.449 A/m

H Scan - measurement distance from the probe sensor center to CD1880

Dipole = 10mm/Hearing Aid Compatibility Test (41x101x1): Measurement grid:



Author Data
Daoud Attayi

Dates of Test
Jan. 12-13, 2011

Report No
RTS-3640-1102-01

FCC ID
L6ARDM70UW

$dx=5mm, dy=5mm$

Maximum value of peak Total field = 0.450 A/m

Probe Modulation Factor = 1.00

Device Reference Point: 0.000, 0.000, -6.30 mm

Reference Value = 0.478 A/m; Power Drift = 0.007 dB

Hearing Aid Near-Field Category: M2 (AWF 0 dB)

Peak H-field in A/m

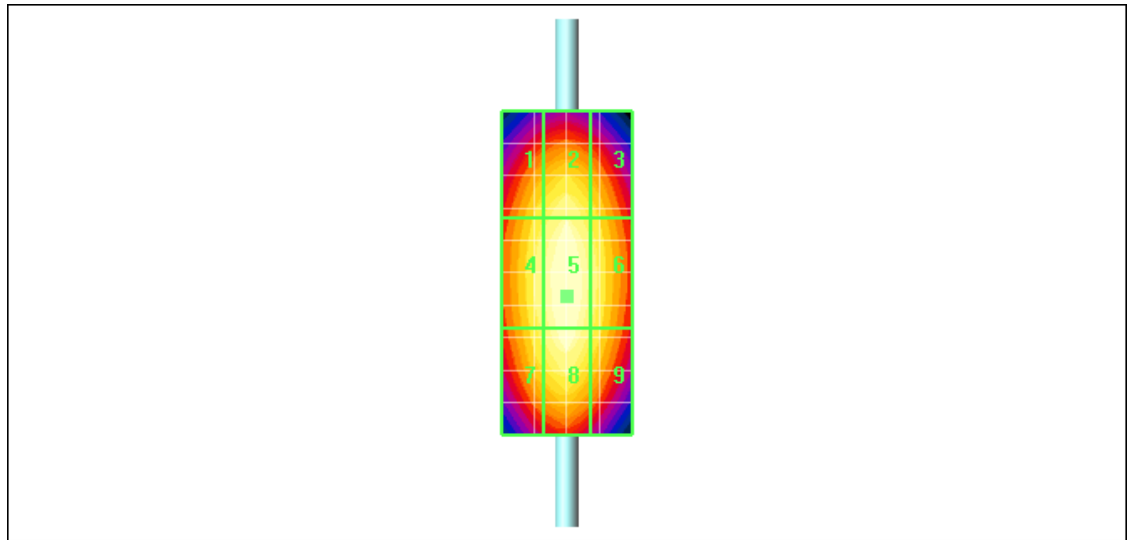
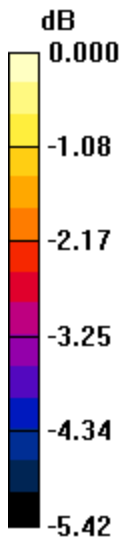
Grid 1 0.416 M2	Grid 2 0.432 M2	Grid 3 0.413 M2
Grid 4 0.433 M2	Grid 5 0.450 M2	Grid 6 0.430 M2
Grid 7 0.425 M2	Grid 8 0.444 M2	Grid 9 0.422 M2

Author Data
Daoud Attayi

Dates of Test
Jan. 12-13, 2011

Report No
RTS-3640-1102-01

FCC ID
L6ARDM70UW



0 dB = 0.450A/m

	Document		Page
	Annex A to Hearing Aid Compatibility RF Emissions Test Report for the BlackBerry® Smartphone model RDM71UW		80 (300)
Author Data	Dates of Test	Report No	FCC ID
Daoud Attayi	Jan. 12-13, 2011	RTS-3640-1102-01	L6ARDM70UW

Date/Time: 1/12/2011 3:23:31 PM

Test Laboratory: RIM Testing Services

HAC_H_Dipole_1880MHz_GSM_mod

DUT: HAC Dipole 1880 MHz; Type: CD1880V3;

Communication System: GSM 1900; Frequency: 1880 MHz; Duty Cycle: 1:8.3

Medium parameters used: $\sigma = 0$ mho/m, $\epsilon_r = 1$; $\rho = 1$ kg/m³

Phantom section: RF Section

Measurement Standard: DAS4 (High Precision Assessment)

DASY4 Configuration:

- Probe: H3DV6 - SN6168; ; Calibrated: 3/12/2010
- Sensor-Surface: 0mm (Fix Surface)Sensor-Surface: (Fix Surface)
- Electronics: DAE3 Sn472; Calibrated: 5/17/2010
- Phantom: HAC RF Test Arch with AMCC; Type: SD HAC P01 BA;
- Measurement SW: DAS4, V4.7 Build 80; Postprocessing SW: SEMCAD, V1.8 Build 186

H Scan - measurement distance from the probe sensor center to CD1880

Dipole = 10mm/Hearing Aid Compatibility Test (5x5x1): Measurement grid:

dx=5mm, dy=5mm

Probe Modulation Factor = 1.00

Device Reference Point: 0.000, 0.000, -6.30 mm

Reference Value = 0.091 A/m; Power Drift = 0.116 dB

Maximum value of Total (measured) = 0.085 A/m

H Scan - measurement distance from the probe sensor center to CD1880

Dipole = 10mm/Hearing Aid Compatibility Test (41x41x1): Measurement grid:

Author Data
Daoud Attayi

Dates of Test
Jan. 12-13, 2011

Report No
RTS-3640-1102-01

FCC ID
L6ARDM70UW

dx=5mm, dy=5mm

Maximum value of peak Total field = 0.086 A/m

Probe Modulation Factor = 1.00

Device Reference Point: 0.000, 0.000, -6.30 mm

Reference Value = 0.091 A/m; Power Drift = 0.116 dB

Hearing Aid Near-Field Category: M4 (AWF -5 dB)

Peak H-field in A/m

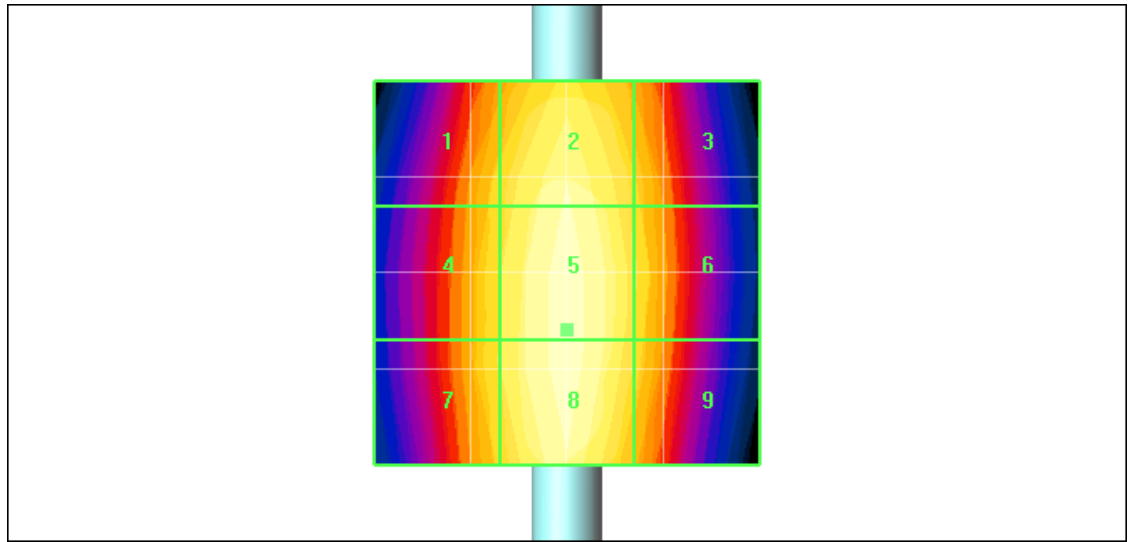
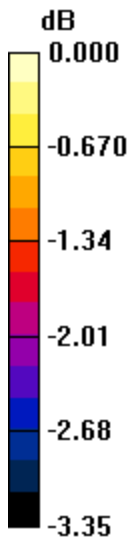
Grid 1 0.081 M4	Grid 2 0.085 M4	Grid 3 0.081 M4
Grid 4 0.082 M4	Grid 5 0.086 M4	Grid 6 0.082 M4
Grid 7 0.082 M4	Grid 8 0.086 M4	Grid 9 0.082 M4

Author Data
Daoud Attayi

Dates of Test
Jan. 12-13, 2011

Report No
RTS-3640-1102-01

FCC ID
L6ARDM70UW



0 dB = 0.086A/m

	Document		Page
	Annex A to Hearing Aid Compatibility RF Emissions Test Report for the BlackBerry® Smartphone model RDM71UW		83 (300)
Author Data	Dates of Test	Report No	FCC ID
Daoud Attayi	Jan. 12-13, 2011	RTS-3640-1102-01	L6ARDM70UW

Date/Time: 1/12/2011 3:32:55 PM

Test Laboratory: RIM Testing Services

HAC_H_Dipole_1880MHz_CW_GSM_mod

DUT: HAC Dipole 1880 MHz; Type: CD1880V3;

Communication System: CW; Frequency: 1880 MHz; Duty Cycle: 1:1

Medium parameters used: $\sigma = 0$ mho/m, $\epsilon_r = 1$; $\rho = 1$ kg/m³

Phantom section: RF Section

Measurement Standard: DAS4 (High Precision Assessment)

DASY4 Configuration:

- Probe: H3DV6 - SN6168; ; Calibrated: 3/12/2010
- Sensor-Surface: 0mm (Fix Surface) Sensor-Surface: (Fix Surface)
- Electronics: DAE3 Sn472; Calibrated: 5/17/2010
- Phantom: HAC RF Test Arch with AMCC; Type: SD HAC P01 BA;
- Measurement SW: DAS4, V4.7 Build 80; Postprocessing SW: SEMCAD, V1.8 Build 186

H Scan - measurement distance from the probe sensor center to CD1880

Dipole = 10mm/Hearing Aid Compatibility Test (5x5x1): Measurement grid:

dx=5mm, dy=5mm

Probe Modulation Factor = 1.00


Device Reference Point: 0.000, 0.000, -6.30 mm

Reference Value = 0.250 A/m; Power Drift = 0.055 dB

Maximum value of Total (measured) = 0.236 A/m

H Scan - measurement distance from the probe sensor center to CD1880

Dipole = 10mm/Hearing Aid Compatibility Test (41x41x1): Measurement grid:

	Document Annex A to Hearing Aid Compatibility RF Emissions Test Report for the BlackBerry® Smartphone model RDM71UW		Page 84 (300)
	Author Data Daoud Attayi	Dates of Test Jan. 12-13, 2011	Report No RTS-3640-1102-01

dx=5mm, dy=5mm

Maximum value of peak Total field = 0.237 A/m

Probe Modulation Factor = 1.00

Device Reference Point: 0.000, 0.000, -6.30 mm

Reference Value = 0.250 A/m; Power Drift = 0.055 dB

Hearing Aid Near-Field Category: M3 (AWF 0 dB)

Peak H-field in A/m

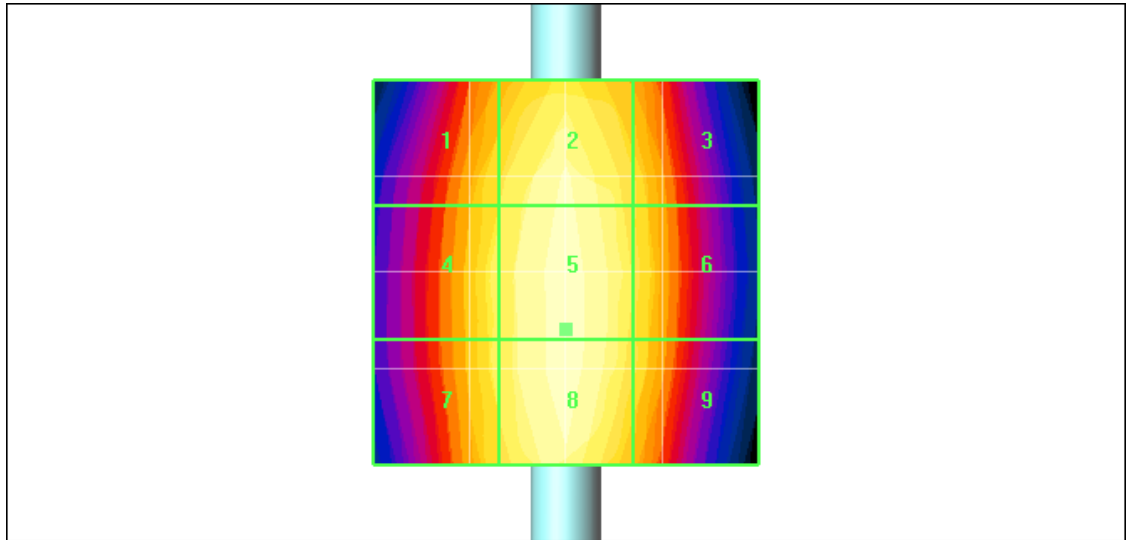
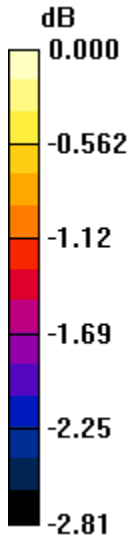
Grid 1 0.227 M3	Grid 2 0.235 M3	Grid 3 0.228 M3
Grid 4 0.229 M3	Grid 5 0.237 M3	Grid 6 0.230 M3
Grid 7 0.229 M3	Grid 8 0.237 M3	Grid 9 0.229 M3

Author Data
Daoud Attayi


Dates of Test
Jan. 12-13, 2011

Report No
RTS-3640-1102-01

FCC ID
L6ARDM70UW



0 dB = 0.237A/m

	Document		Page
	Annex A to Hearing Aid Compatibility RF Emissions Test Report for the BlackBerry® Smartphone model RDM71UW		86 (300)
Author Data	Dates of Test	Report No	FCC ID
Daoud Attayi	Jan. 12-13, 2011	RTS-3640-1102-01	L6ARDM70UW

Date/Time: 1/12/2011 3:36:08 PM

Test Laboratory: RIM Testing Services

HAC_H_Dipole_1880MHz_AM80%_GSM_mod

DUT: HAC Dipole 1880 MHz; Type: CD1880V3;

Communication System: AM 80%; Frequency: 1880 MHz; Duty Cycle: 1:1

Medium parameters used: $\sigma = 0$ mho/m, $\epsilon_r = 1$; $\rho = 1$ kg/m³

Phantom section: RF Section

Measurement Standard: DAS4 (High Precision Assessment)

DASY4 Configuration:

- Probe: H3DV6 - SN6168; ; Calibrated: 3/12/2010
- Sensor-Surface: 0mm (Fix Surface) Sensor-Surface: (Fix Surface)
- Electronics: DAE3 Sn472; Calibrated: 5/17/2010
- Phantom: HAC RF Test Arch with AMCC; Type: SD HAC P01 BA;
- Measurement SW: DAS4, V4.7 Build 80; Postprocessing SW: SEMCAD, V1.8 Build 186

H Scan - measurement distance from the probe sensor center to CD1880

Dipole = 10mm/Hearing Aid Compatibility Test (5x5x1): Measurement grid:

dx=5mm, dy=5mm

Probe Modulation Factor = 1.00

Device Reference Point: 0.000, 0.000, -6.30 mm

Reference Value = 0.163 A/m; Power Drift = -0.022 dB

Maximum value of Total (measured) = 0.153 A/m

H Scan - measurement distance from the probe sensor center to CD1880

Dipole = 10mm/Hearing Aid Compatibility Test (41x41x1): Measurement grid:

Author Data
Daoud Attayi

Dates of Test
Jan. 12-13, 2011

Report No
RTS-3640-1102-01

FCC ID
L6ARDM70UW

dx=5mm, dy=5mm

Maximum value of peak Total field = 0.154 A/m

Probe Modulation Factor = 1.00

Device Reference Point: 0.000, 0.000, -6.30 mm

Reference Value = 0.163 A/m; Power Drift = -0.022 dB

Hearing Aid Near-Field Category: M4 (AWF 0 dB)

Peak H-field in A/m

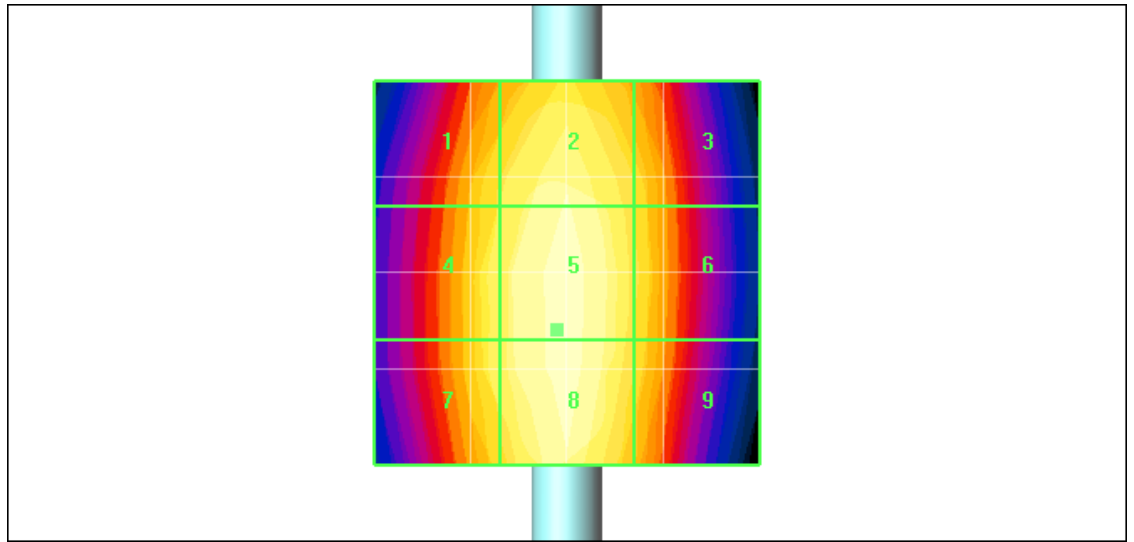
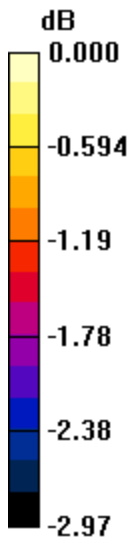
Grid 1 0.148 M4	Grid 2 0.152 M4	Grid 3 0.147 M4
Grid 4 0.150 M4	Grid 5 0.154 M4	Grid 6 0.148 M4
Grid 7 0.150 M4	Grid 8 0.154 M4	Grid 9 0.148 M4

Author Data
Daoud Attayi

Dates of Test
Jan. 12-13, 2011

Report No
RTS-3640-1102-01

FCC ID
L6ARDM70UW



0 dB = 0.154A/m

	Document		Page
	Annex A to Hearing Aid Compatibility RF Emissions Test Report for the BlackBerry® Smartphone model RDM71UW		89 (300)
Author Data	Dates of Test	Report No	FCC ID
Daoud Attayi	Jan. 12-13, 2011	RTS-3640-1102-01	L6ARDM70UW

Date/Time: 1/12/2011 3:20:17 PM

Test Laboratory: RIM Testing Services

HAC_H_Dipole_1880MHz_WCDMA_mod

DUT: HAC Dipole 1880 MHz; Type: CD1880V3;

Communication System: WCDMA FDD II; Frequency: 1880 MHz; Duty Cycle: 1:1

Medium parameters used: $\sigma = 0$ mho/m, $\epsilon_r = 1$; $\rho = 1$ kg/m³

Phantom section: RF Section

Measurement Standard: DAS4 (High Precision Assessment)

DASY4 Configuration:

- Probe: H3DV6 - SN6168; ; Calibrated: 3/12/2010
- Sensor-Surface: 0mm (Fix Surface) Sensor-Surface: (Fix Surface)
- Electronics: DAE3 Sn472; Calibrated: 5/17/2010
- Phantom: HAC RF Test Arch with AMCC; Type: SD HAC P01 BA;
- Measurement SW: DAS4, V4.7 Build 80; Postprocessing SW: SEMCAD, V1.8 Build 186

H Scan - measurement distance from the probe sensor center to CD1880

Dipole = 10mm/Hearing Aid Compatibility Test (5x5x1): Measurement grid:

dx=5mm, dy=5mm

Probe Modulation Factor = 1.00

Device Reference Point: 0.000, 0.000, -6.30 mm

Reference Value = 0.139 A/m; Power Drift = -0.064 dB

Maximum value of Total (measured) = 0.130 A/m

H Scan - measurement distance from the probe sensor center to CD1880

Dipole = 10mm/Hearing Aid Compatibility Test (41x41x1): Measurement grid:

	Document		Page
	Annex A to Hearing Aid Compatibility RF Emissions Test Report for the BlackBerry® Smartphone model RDM71UW		90 (300)
Author Data	Dates of Test	Report No	FCC ID
Daoud Attayi	Jan. 12-13, 2011	RTS-3640-1102-01	L6ARDM70UW

dx=5mm, dy=5mm

Maximum value of peak Total field = 0.131 A/m

Probe Modulation Factor = 1.00

Device Reference Point: 0.000, 0.000, -6.30 mm

Reference Value = 0.139 A/m; Power Drift = -0.064 dB

Hearing Aid Near-Field Category: M4 (AWF 0 dB)

Peak H-field in A/m

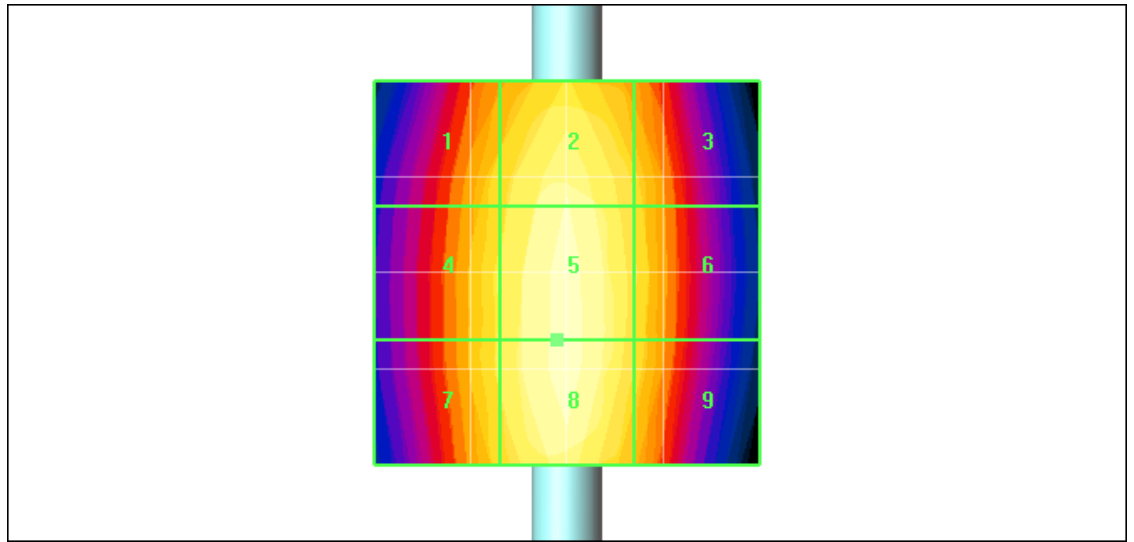
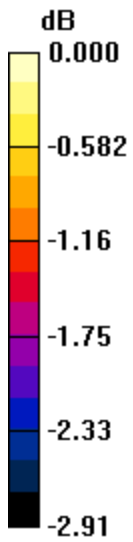
Grid 1	Grid 2	Grid 3
0.124 M4	0.129 M4	0.125 M4
Grid 4	Grid 5	Grid 6
0.126 M4	0.131 M4	0.126 M4
Grid 7	Grid 8	Grid 9
0.126 M4	0.131 M4	0.126 M4

Author Data
Daoud Attayi

Dates of Test
Jan. 12-13, 2011

Report No
RTS-3640-1102-01

FCC ID
L6ARDM70UW



0 dB = 0.131A/m

	Document		Page
	Annex A to Hearing Aid Compatibility RF Emissions Test Report for the BlackBerry® Smartphone model RDM71UW		92 (300)
Author Data	Dates of Test	Report No	FCC ID
Daoud Attayi	Jan. 12-13, 2011	RTS-3640-1102-01	L6ARDM70UW

Date/Time: 1/12/2011 3:41:59 PM

Test Laboratory: RIM Testing Services

HAC_H_Dipole_1880MHz_CW_WCDMA_mod

DUT: HAC Dipole 1880 MHz; Type: CD1880V3;

Communication System: CW; Frequency: 1880 MHz; Duty Cycle: 1:1

Medium parameters used: $\sigma = 0$ mho/m, $\epsilon_r = 1$; $\rho = 1$ kg/m³

Phantom section: RF Section

Measurement Standard: DAS4 (High Precision Assessment)

DASY4 Configuration:

- Probe: H3DV6 - SN6168; ; Calibrated: 3/12/2010
- Sensor-Surface: 0mm (Fix Surface) Sensor-Surface: (Fix Surface)
- Electronics: DAE3 Sn472; Calibrated: 5/17/2010
- Phantom: HAC RF Test Arch with AMCC; Type: SD HAC P01 BA;
- Measurement SW: DAS4, V4.7 Build 80; Postprocessing SW: SEMCAD, V1.8 Build 186

H Scan - measurement distance from the probe sensor center to CD1880

Dipole = 10mm/Hearing Aid Compatibility Test (5x5x1): Measurement grid:

dx=5mm, dy=5mm

Probe Modulation Factor = 1.00


Device Reference Point: 0.000, 0.000, -6.30 mm

Reference Value = 0.121 A/m; Power Drift = 0.104 dB

Maximum value of Total (measured) = 0.115 A/m

H Scan - measurement distance from the probe sensor center to CD1880

Dipole = 10mm/Hearing Aid Compatibility Test (41x41x1): Measurement grid:

	Document Annex A to Hearing Aid Compatibility RF Emissions Test Report for the BlackBerry® Smartphone model RDM71UW		Page 93 (300)
	Author Data Daoud Attayi	Dates of Test Jan. 12-13, 2011	Report No RTS-3640-1102-01

dx=5mm, dy=5mm

Maximum value of peak Total field = 0.116 A/m

Probe Modulation Factor = 1.00

Device Reference Point: 0.000, 0.000, -6.30 mm

Reference Value = 0.121 A/m; Power Drift = 0.104 dB

Hearing Aid Near-Field Category: M4 (AWF 0 dB)

Peak H-field in A/m

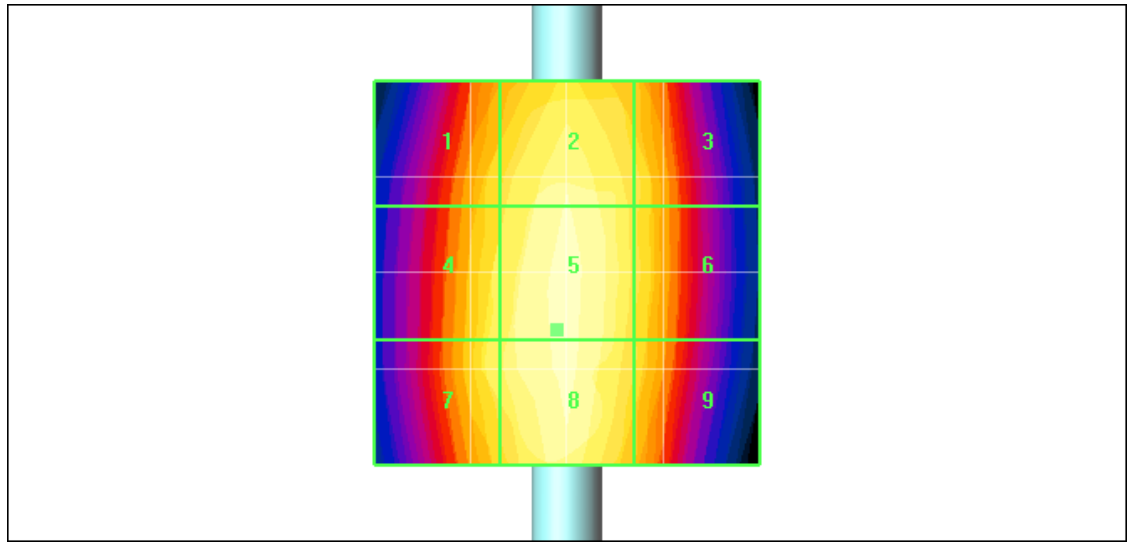
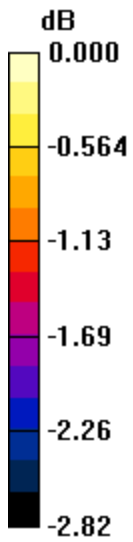
Grid 1 0.111 M4	Grid 2 0.115 M4	Grid 3 0.112 M4
Grid 4 0.113 M4	Grid 5 0.116 M4	Grid 6 0.112 M4
Grid 7 0.113 M4	Grid 8 0.116 M4	Grid 9 0.112 M4

Author Data
Daoud Attayi

Dates of Test
Jan. 12-13, 2011

Report No
RTS-3640-1102-01

FCC ID
L6ARDM70UW



0 dB = 0.116A/m

	Document		Page
	Annex A to Hearing Aid Compatibility RF Emissions Test Report for the BlackBerry® Smartphone model RDM71UW		95 (300)
Author Data	Dates of Test	Report No	FCC ID
Daoud Attayi	Jan. 12-13, 2011	RTS-3640-1102-01	L6ARDM70UW

Date/Time: 1/12/2011 3:38:32 PM

Test Laboratory: RIM Testing Services

HAC_H_Dipole_1880MHz_AM80%_WCDMA_mod

DUT: HAC Dipole 1880 MHz; Type: CD1880V3;

Communication System: AM 80%; Frequency: 1880 MHz; Duty Cycle: 1:1

Medium parameters used: $\sigma = 0$ mho/m, $\epsilon_r = 1$; $\rho = 1$ kg/m³

Phantom section: RF Section

Measurement Standard: DAS4 (High Precision Assessment)

DASY4 Configuration:

- Probe: H3DV6 - SN6168; ; Calibrated: 3/12/2010
- Sensor-Surface: 0mm (Fix Surface) Sensor-Surface: (Fix Surface)
- Electronics: DAE3 Sn472; Calibrated: 5/17/2010
- Phantom: HAC RF Test Arch with AMCC; Type: SD HAC P01 BA;
- Measurement SW: DAS4, V4.7 Build 80; Postprocessing SW: SEMCAD, V1.8 Build 186

H Scan - measurement distance from the probe sensor center to CD1880

Dipole = 10mm/Hearing Aid Compatibility Test (5x5x1): Measurement grid:

dx=5mm, dy=5mm

Probe Modulation Factor = 1.00


Device Reference Point: 0.000, 0.000, -6.30 mm

Reference Value = 0.080 A/m; Power Drift = 0.010 dB

Maximum value of Total (measured) = 0.075 A/m

H Scan - measurement distance from the probe sensor center to CD1880

Dipole = 10mm/Hearing Aid Compatibility Test (41x41x1): Measurement grid:

	Document		Page
	Annex A to Hearing Aid Compatibility RF Emissions Test Report for the BlackBerry® Smartphone model RDM71UW		96 (300)
Author Data	Dates of Test	Report No	FCC ID
Daoud Attayi	Jan. 12-13, 2011	RTS-3640-1102-01	L6ARDM70UW

dx=5mm, dy=5mm

Maximum value of peak Total field = 0.075 A/m

Probe Modulation Factor = 1.00

Device Reference Point: 0.000, 0.000, -6.30 mm

Reference Value = 0.080 A/m; Power Drift = 0.010 dB

Hearing Aid Near-Field Category: M4 (AWF 0 dB)

Peak H-field in A/m

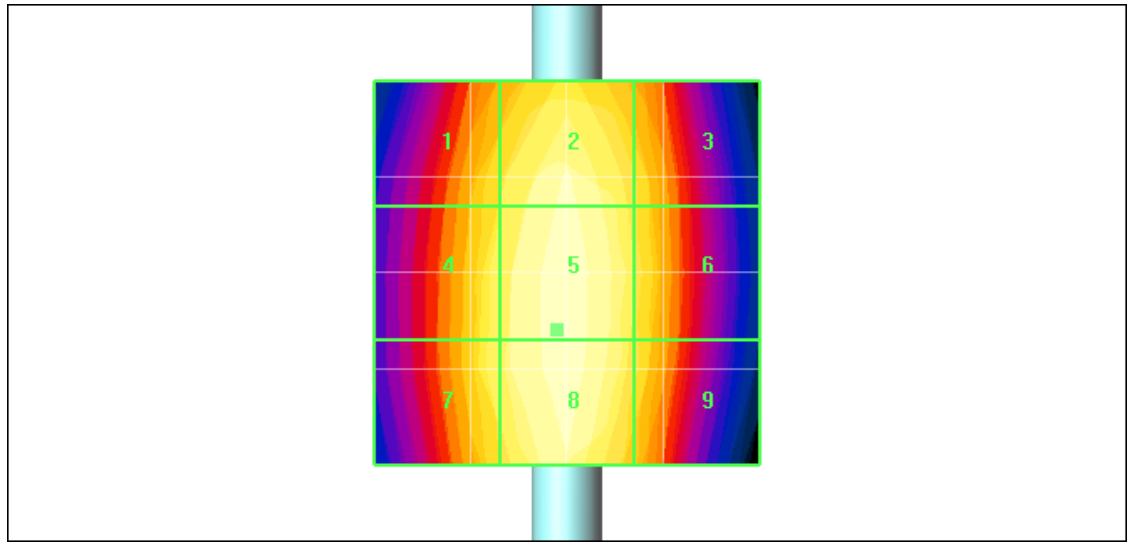
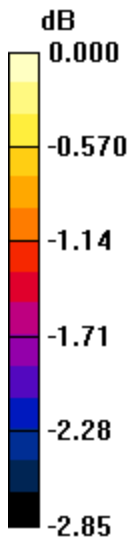
Grid 1	Grid 2	Grid 3
0.072 M4	0.074 M4	0.072 M4
Grid 4	Grid 5	Grid 6
0.073 M4	0.075 M4	0.073 M4
Grid 7	Grid 8	Grid 9
0.073 M4	0.075 M4	0.072 M4

Author Data
Daoud Attayi

Dates of Test
Jan. 12-13, 2011

Report No
RTS-3640-1102-01

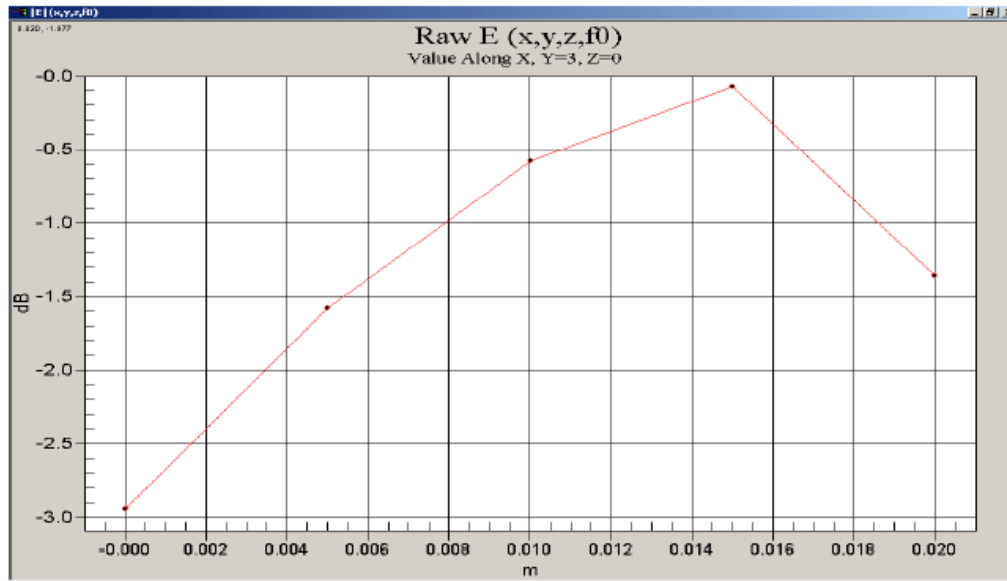
FCC ID
L6ARDM70UW



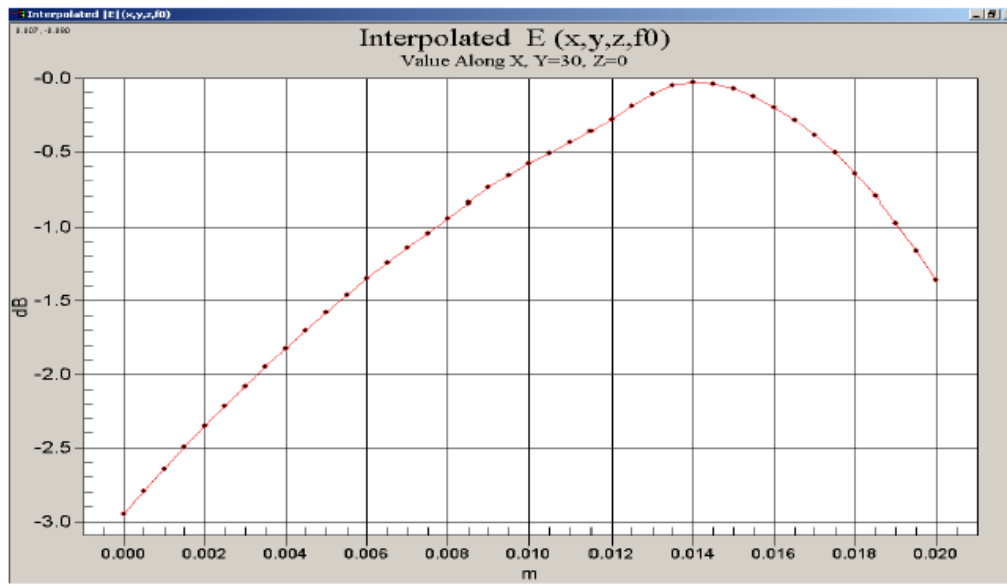
0 dB = 0.075A/m

Justification of Step Size and Interpolation


This section demonstrates that a 5mm step size with interpolation provides sufficient resolution for RF emissions measurements. The DASY 4 uses interpolation algorithms to derive 9 interpolated points between every measured point.

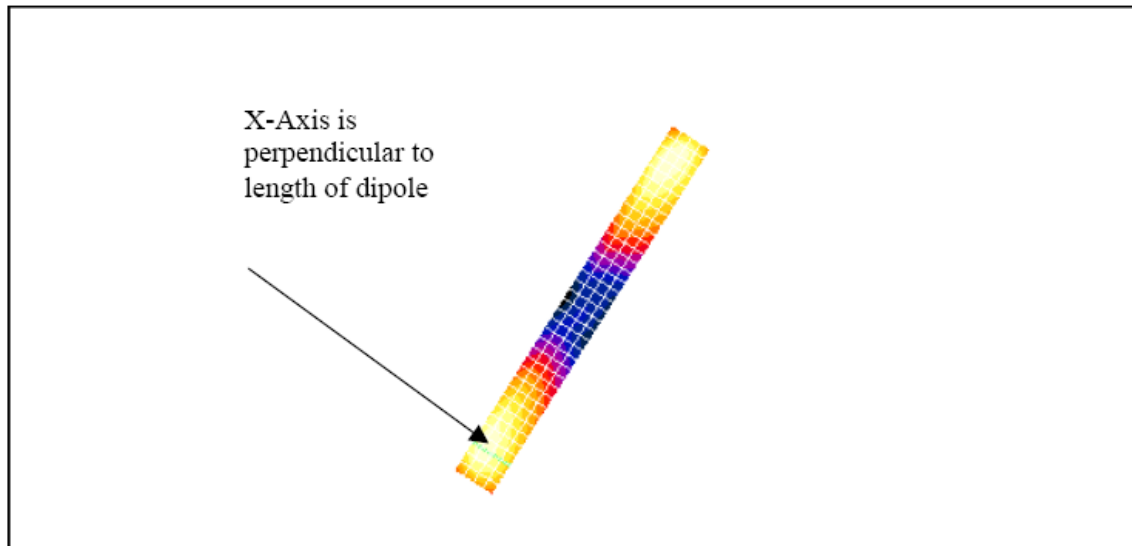


The figure above shows the raw measured field strength perpendicular to the length of the validation dipole. The TCB guidance slides require the 3dB width to be much larger than the step size. The width between -3dB points is > 21mm, at least 4 times the step size.



This figure shows the interpolated field strength perpendicular to the dipole. The interpolated points follow the raw points with no inconsistencies.


	Document Annex A to Hearing Aid Compatibility RF Emissions Test Report for the BlackBerry® Smartphone model RDM71UW		Page 99 (300)
	Author Data Daoud Attayi	Dates of Test Jan. 12-13, 2011	Report No RTS-3640-1102-01



The green line in this figure shows the axis along which the points lie.

Comparison of 5mm and 2mm step sizes

An additional set of measurements was taken: dipole validations were performed using 5mm and 2mm step sizes. The delta between the two readings is insignificant for both field types (< 0.4% for E and 0% for H), demonstrating that 5mm is sufficient. The plots follow.

	Document		Page
	Annex A to Hearing Aid Compatibility RF Emissions Test Report for the BlackBerry® Smartphone model RDM71UW		100 (300)
Author Data	Dates of Test	Report No	FCC ID
Daoud Attayi	Jan. 12-13, 2011	RTS-3640-1102-01	L6ARDM70UW

Date/Time: 14/07/2005 11:35:24 AM

Page 1 of 2

Date/Time: 14/07/2005 11:35:24 AM

Lab: RIM Testing Services (RTS)

Dipole Validation 1880 MHz_E-Field 07_14_05

DUT: HAC Dipole 1880 MHz; Type: CD1880V3

Communication System: CW; Frequency: 1880 MHz; Duty Cycle: 1:1
 Medium: Air Medium parameters used: $\sigma = 0$ mho/m, $\epsilon_r = 1$; $\rho = 1000$ kg/m³
 Phantom section: H Device Section

DASY4 Configuration:

- Probe: ER3DV6 - SN2285; ConvF(1, 1, 1); Calibrated: 10/12/2004
- Sensor-Surface: 0mm (Fix Surface) Sensor-Surface: (Fix Surface)
- Electronics: DAE3 Sn472; Calibrated: 03/01/2005
- Phantom: HAC Test Arch; Type: SD HAC P01 BA;
- Measurement SW: DASY4, V4.5 Build 19; Postprocessing SW: SEMCAD, V1.8 Build 146

E Scan 10mm above CD 1880 MHz/Hearing Aid Compatibility Test (5x19x1):

Measurement grid: dx=5mm, dy=5mm
 Maximum value of Total (measured) = 134.8 V/m

E Scan 10mm above CD 1880 MHz/Hearing Aid Compatibility Test (41x181x1):

Measurement grid: dx=5mm, dy=5mm
 Maximum value of Total field (slot averaged) = 131.0 V/m

Hearing Aid Near-Field Category: M2 (AWF 0 dB)

E in V/m (Time averaged)			E in V/m (Slot averaged)		
Grid 1	Grid 2	Grid 3	Grid 1	Grid 2	Grid 3
123.2	138.1	138.4	123.2	138.1	138.4
Grid 4	Grid 5	Grid 6	Grid 4	Grid 5	Grid 6
80.9	92.3	92.2	80.9	92.3	92.2
Grid 7	Grid 8	Grid 9	Grid 7	Grid 8	Grid 9
119.8	131.0	130.7	119.8	131.0	130.7

Category	AWF (dB)	Limits for E-Field Emissions (V/m)	Limits for H-Field Emissions (A/m)
M1	0	199.5 - 354.8	0.6 - 1.07
	-5	149.6 - 266.1	0.45 - 0.8
M2	0	112.2 - 199.5	0.34 - 0.6
	-5	84.1 - 149.6	0.25 - 0.45
M3	0	63.1 - 112.2	0.19 - 0.34
	-5	47.3 - 84.1	0.15 - 0.25
M4	0	<63.1	<0.19

file://C:\Program%20Files\DASY4\Print_Templates\Dipole%20Validation%201880%20... 14/07/2005

Author Data
Daoud Attayi

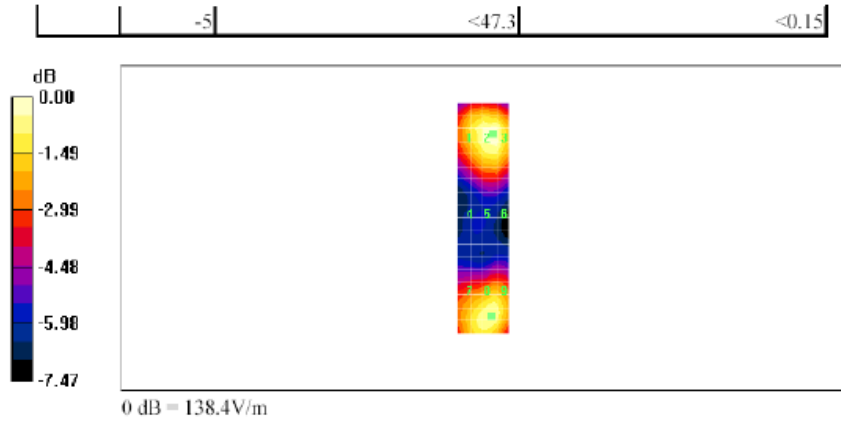
Dates of Test
Jan. 12-13, 2011

Report No
RTS-3640-1102-01


FCC ID
L6ARDM70UW

Date/Time: 14/07/2005 11:35:24 AM

Page 2 of 2



file://C:\Program%20Files\DASY4\Print_Templates\Dipole%20Validation%201880%20... 14/07/2005

	Document		Page
	Annex A to Hearing Aid Compatibility RF Emissions Test Report for the BlackBerry® Smartphone model RDM71UW		102 (300)
Author Data	Dates of Test	Report No	FCC ID
Daoud Attayi	Jan. 12-13, 2011	RTS-3640-1102-01	L6ARDM70UW

Date/Time: 14/07/2005 11:44:51 AM

Page 1 of 2

Date/Time: 14/07/2005 11:44:51 AM

Lab: RIM Testing Services (RTS)

Dipole Validation 1880 MHz_2mm step_E-Field 07_14_05

DUT: HAC Dipole 1880 MHz; Type: CD1880V3

Communication System: CW; Frequency: 1880 MHz; Duty Cycle: 1:1
 Medium: Air Medium parameters used: $\sigma = 0$ mho/m, $\epsilon_r = 1$; $\rho = 1000$ kg/m³
 Phantom section: H Device Section

DASY4 Configuration:

- Probe: ER3DV6 - SN2285; ConvF(1, 1, 1); Calibrated: 10/12/2004
- Sensor-Surface: 0mm (Fix Surface) Sensor-Surface: (Fix Surface)
- Electronics: DAE3 Sn472; Calibrated: 03/01/2005
- Phantom: HAC Test Arch; Type: SD HAC P01 BA;
- Measurement SW: DASY4, V4.5 Build 19; Postprocessing SW: SEMCAD, V1.8 Build 146

E Scan 10mm above CD 1880 MHz/Hearing Aid Compatibility Test (11x46x1):

Measurement grid: dx=2mm, dy=2mm
 Maximum value of Total (measured) = 138.0 V/m

E Scan 10mm above CD 1880 MHz/Hearing Aid Compatibility Test (101x451x1):

Measurement grid: dx=2mm, dy=2mm
 Maximum value of Total field (slot averaged) = 131.2 V/m

Hearing Aid Near-Field Category: M2 (AWF 0 dB)

E in V/m (Time averaged)			E in V/m (Slot averaged)		
Grid 1	Grid 2	Grid 3	Grid 1	Grid 2	Grid 3
123.1	138.6	138.6	123.1	138.6	138.6
Grid 4	Grid 5	Grid 6	Grid 4	Grid 5	Grid 6
81.4	92.1	91.6	81.4	92.1	91.6
Grid 7	Grid 8	Grid 9	Grid 7	Grid 8	Grid 9
121.3	131.2	131.0	121.3	131.2	131.0

Category	AWF (dB)	Limits for E-Field Emissions (V/m)	Limits for H-Field Emissions (A/m)
M1	0	199.5 - 354.8	0.6 - 1.07
	-5	149.6 - 266.1	0.45 - 0.8
M2	0	112.2 - 199.5	0.34 - 0.6
	-5	84.1 - 149.6	0.25 - 0.45
M3	0	63.1 - 112.2	0.19 - 0.34
	-5	47.3 - 84.1	0.15 - 0.25
M4	0	<63.1	<0.19

file://C:\Program%20Files\DASY4\Print_Templates\Dipole%20Validation%201880%20... 14/07/2005

Author Data
Daoud Attayi

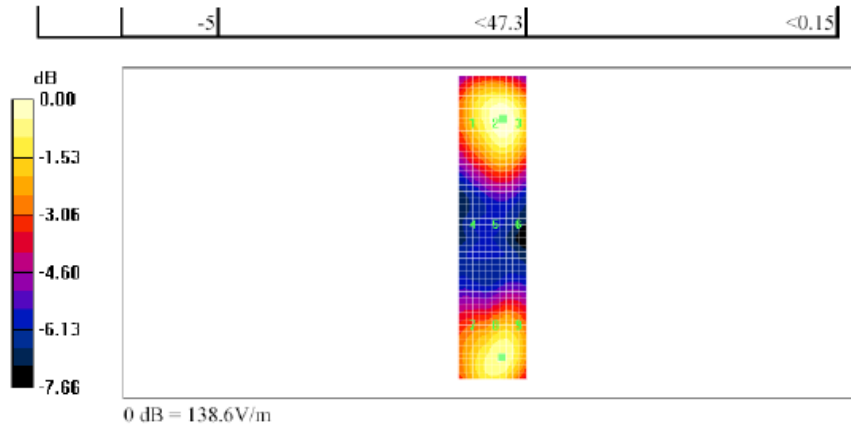
Dates of Test
Jan. 12-13, 2011

Report No
RTS-3640-1102-01

FCC ID
L6ARDM70UW

Date/Time: 14/07/2005 11:44:51 AM

Page 2 of 2



file://C:\Program%20Files\DASY4\Print_Templates\Dipole%20Validation%201880%20... 14/07/2005



Author Data
Daoud Attayi

Dates of Test
Jan. 12-13, 2011

Report No
RTS-3640-1102-01

FCC ID
L6ARDM70UW

Date/Time: 14/07/2005 12:43:02 PM

Page 1 of 2

Date/Time: 14/07/2005 12:43:02 PM

Lab: RIM Testing Services (RTS)

HAC_H_Dipole_CW 1880_5 mm step_07_14_05

DUT: HAC Dipole 1880 MHz; Type: CD1880V3

Communication System: CW; Frequency: 1880 MHz; Duty Cycle: 1:1
 Medium: Air Medium parameters used: $\sigma = 0$ mho/m, $\epsilon_r = 1$; $\rho = 1$ kg/m³
 Phantom section: H Dipole Section

DASY4 Configuration:

- Probe: H3DV6 - SN6105; ; Calibrated: 10/12/2004
- Sensor-Surface: 0mm (Fix Surface) Sensor-Surface: (Fix Surface)
- Electronics: DAE3 Sn472; Calibrated: 03/01/2005
- Phantom: HAC Test Arch; Type: SD HAC P01 BA;
- Measurement SW: DASY4, V4.5 Build 19; Postprocessing SW: SEMCAD, V1.8 Build 146

H Scan 10mm above CD 1880 MHz/Hearing Aid Compatibility Test (5x19x1):

Measurement grid: dx=5mm, dy=5mm
 Maximum value of Total (measured) = 0.406 A/m

H Scan 10mm above CD 1880 MHz/Hearing Aid Compatibility Test (41x181x1):

Measurement grid: dx=5mm, dy=5mm
 Maximum value of Total field (slot averaged) = 0.406 A/m
Hearing Aid Near-Field Category: M2 (AWF 0 dB)

H in A/m (Time averaged) H in A/m (Slot averaged)

Grid 1	Grid 2	Grid 3	Grid 1	Grid 2	Grid 3
0.342	0.359	0.344	0.342	0.359	0.344
Grid 4	Grid 5	Grid 6	Grid 4	Grid 5	Grid 6
0.389	0.406	0.389	0.389	0.406	0.389
Grid 7	Grid 8	Grid 9	Grid 7	Grid 8	Grid 9
0.363	0.378	0.363	0.363	0.378	0.363

Category	AWF (dB)	Limits for E-Field Emissions (V/m)	Limits for H-Field Emissions (A/m)
M1	0	199.5 - 354.8	0.6 - 1.07
	-5	149.6 - 266.1	0.45 - 0.8
M2	0	112.2 - 199.5	0.34 - 0.6
	-5	84.1 - 149.6	0.25 - 0.45
M3	0	63.1 - 112.2	0.19 - 0.34
	-5	47.3 - 84.1	0.15 - 0.25
M4	0	<63.1	<0.19

file://C:\Program%20Files\DASY4\Print_Templates\HAC_H_Dipole_CW%201880_5%... 14/07/2005

Author Data
Daoud Attayi

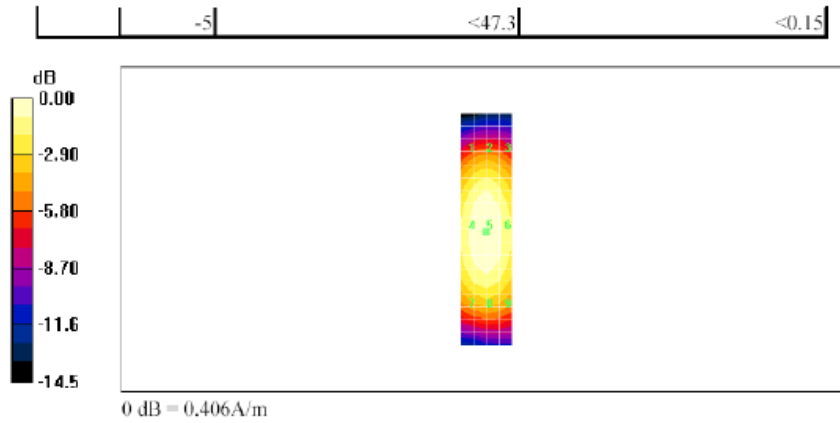
Dates of Test
Jan. 12-13, 2011

Report No
RTS-3640-1102-01

FCC ID
L6ARDM70UW

Date/Time: 14/07/2005 12:43:02 PM

Page 2 of 2



file://C:\Program%20Files\DASY4\Print_Templates\HAC_H_Dipole_CW%201880_5%... 14/07/2005



Author Data
Daoud Attayi

Dates of Test
Jan. 12-13, 2011

Report No
RTS-3640-1102-01

FCC ID
L6ARDM70UW

Date/Time: 14/07/2005 12:53:40 PM

Page 1 of 2

Date/Time: 14/07/2005 12:53:40 PM

Lab: RIM Testing Services (RTS)

HAC_H_Dipole_CW 1880_2 mm step_07_14_05

DUT: HAC Dipole 1880 MHz; Type: CD1880V3

Communication System: CW; Frequency: 1880 MHz; Duty Cycle: 1:1
 Medium: Air Medium parameters used: $\sigma = 0$ mho/m, $\epsilon_r = 1$; $\rho = 1$ kg/m³
 Phantom section: H Dipole Section

DASY4 Configuration:
 - Probe: H3DV6 - SN6105; ; Calibrated: 10/12/2004
 - Sensor-Surface: 0mm (Fix Surface) Sensor-Surface: (Fix Surface)
 - Electronics: DAE3 Sn472; Calibrated: 03/01/2005
 - Phantom: HAC Test Arch; Type: SD HAC P01 BA;
 - Measurement SW: DASY4, V4.5 Build 19; Postprocessing SW: SEMCAD, V1.8 Build 146

H Scan 10mm above CD 1880 MHz/Hearing Aid Compatibility Test (11x46x1):

Measurement grid: dx=2mm, dy=2mm
 Maximum value of Total (measured) = 0.406 A/m

H Scan 10mm above CD 1880 MHz/Hearing Aid Compatibility Test (101x451x1):

Measurement grid: dx=2mm, dy=2mm
 Maximum value of Total field (slot averaged) = 0.406 A/m

Hearing Aid Near-Field Category: M2 (AWF 0 dB)

H in A/m (Time averaged)			H in A/m (Slot averaged)		
Grid 1	Grid 2	Grid 3	Grid 1	Grid 2	Grid 3
0.347	0.361	0.348	0.347	0.361	0.348
Grid 4	Grid 5	Grid 6	Grid 4	Grid 5	Grid 6
0.394	0.406	0.391	0.394	0.406	0.391
Grid 7	Grid 8	Grid 9	Grid 7	Grid 8	Grid 9
0.367	0.380	0.365	0.367	0.380	0.365

Category	AWF (dB)	Limits for E-Field Emissions (V/m)	Limits for H-Field Emissions (A/m)
M1	0	199.5 - 354.8	0.6 - 1.07
	-5	149.6 - 266.1	0.45 - 0.8
M2	0	112.2 - 199.5	0.34 - 0.6
	-5	84.1 - 149.6	0.25 - 0.45
M3	0	63.1 - 112.2	0.19 - 0.34
	-5	47.3 - 84.1	0.15 - 0.25
M4	0	<63.1	<0.19

file://C:\Program%20Files\DASY4\Print_Templates\HAC_H_Dipole_CW%201880_2%... 14/07/2005

Author Data
Daoud Attayi

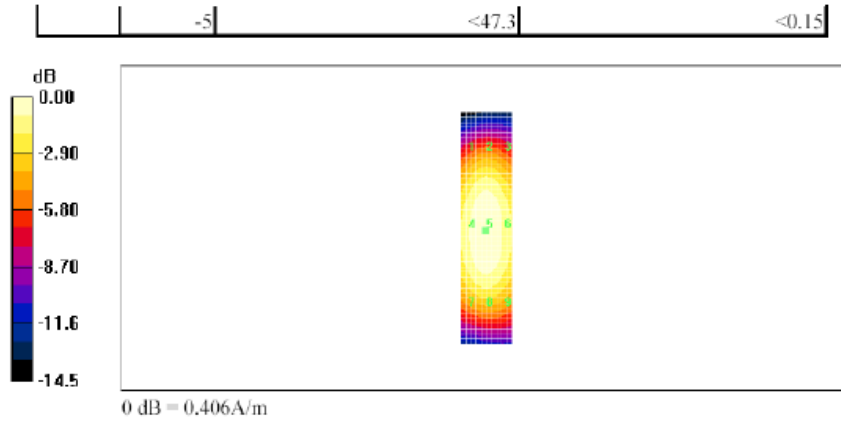
Dates of Test
Jan. 12-13, 2011

Report No
RTS-3640-1102-01


FCC ID
L6ARDM70UW

Date/Time: 14/07/2005 12:53:40 PM


Page 2 of 2



file://C:\Program%20Files\DASY4\Print_Templates\HAC_H_Dipole_CW%201880_2%... 14/07/2005

	Document Annex A to Hearing Aid Compatibility RF Emissions Test Report for the BlackBerry® Smartphone model RDM71UW		Page 108 (300)
	Author Data Daoud Attayi	Dates of Test Jan. 12-13, 2011	Report No RTS-3640-1102-01

A.3 RF emissions plots

	Document		Page
	Annex A to Hearing Aid Compatibility RF Emissions Test Report for the BlackBerry® Smartphone model RDM71UW		109 (300)
Author Data	Dates of Test	Report No	FCC ID
Daoud Attayi	Jan. 12-13, 2011	RTS-3640-1102-01	L6ARDM70UW

Date/Time: 1/13/2011 3:24:09 PM

Test Laboratory: RIM Testing Services

HAC_E_GSM850_low_chan

DUT: BlackBerry Smartphone

Communication System: GSM 850; Frequency: 824.2 MHz; Duty Cycle: 1:8.3

Medium parameters used: $\sigma = 0$ mho/m, $\epsilon_r = 1$; $\rho = 1000$ kg/m³

Phantom section: RF Section

Measurement Standard: DAS4 (High Precision Assessment)

DASY4 Configuration:

- Probe: ER3DV6 - SN2285; ConvF(1, 1, 1); Calibrated: 3/8/2010
- Sensor-Surface: 0mm (Fix Surface) Sensor-Surface: (Fix Surface)
- Electronics: DAE3 Sn472; Calibrated: 5/17/2010
- Phantom: HAC RF Test Arch with AMCC; Type: SD HAC P01 BA;
- Measurement SW: DAS4, V4.7 Build 80; Postprocessing SW: SEMCAD, V1.8 Build 186

E Scan - ER3D - 2007: 15 mm from Probe Center to the Device/Hearing Aid Compatibility Test (11x11x1): Measurement grid: dx=5mm, dy=5mm

Probe Modulation Factor = 1.00


Device Reference Point: 0.000, 0.000, -6.30 mm

Reference Value = 60.9 V/m; Power Drift = -0.144 dB

Maximum value of Total (measured) = 49.8 V/m

E Scan - ER3D - 2007: 15 mm from Probe Center to the Device/Hearing Aid Compatibility Test (101x101x1): Measurement grid: dx=5mm, dy=5mm

Maximum value of peak Total field = 150.2 V/m

	Document		Page
	Annex A to Hearing Aid Compatibility RF Emissions Test Report for the BlackBerry® Smartphone model RDM71UW		110 (300)
Author Data Daoud Attayi	Dates of Test Jan. 12-13, 2011	Report No RTS-3640-1102-01	FCC ID L6ARDM70UW

Probe Modulation Factor = 3.00

Device Reference Point: 0.000, 0.000, -6.30 mm

Reference Value = 60.9 V/m; Power Drift = -0.144 dB

Hearing Aid Near-Field Category: **M3 (AWF -5 dB)**

Peak E-field in V/m

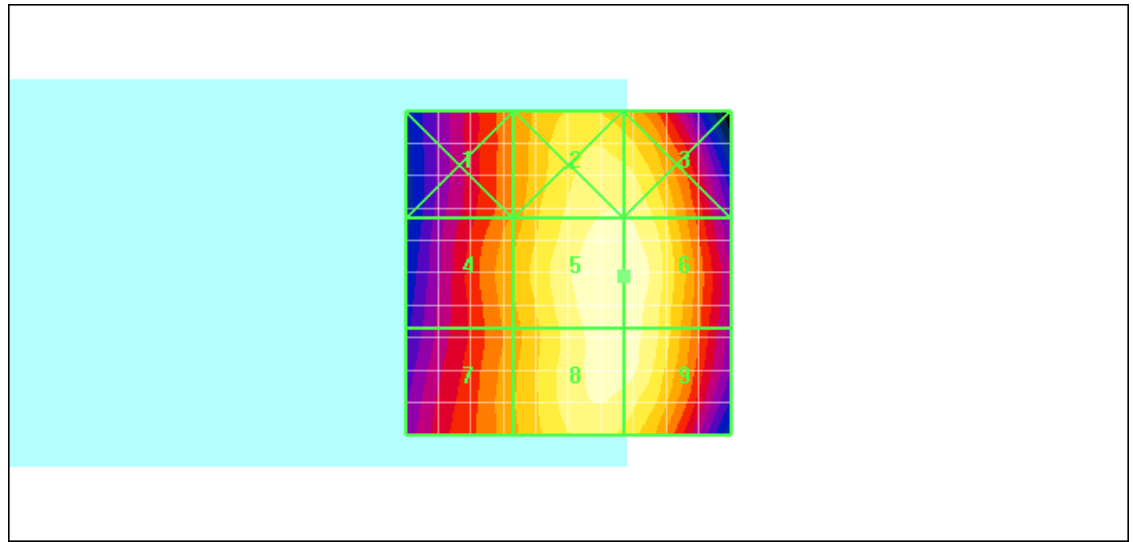
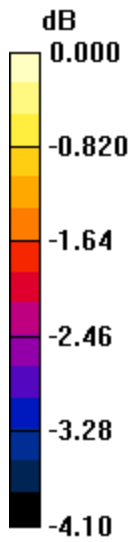
Grid 1 129.6 M4	Grid 2 146.3 M4	Grid 3 146.2 M4
Grid 4 133.0 M4	Grid 5 150.2 M3	Grid 6 150.2 M3
Grid 7 132.2 M4	Grid 8 148.4 M4	Grid 9 148.4 M4

Author Data
Daoud Attayi

Dates of Test
Jan. 12-13, 2011

Report No
RTS-3640-1102-01

FCC ID
L6ARDM70UW



0 dB = 150.2V/m

	Document		Page
	Annex A to Hearing Aid Compatibility RF Emissions Test Report for the BlackBerry® Smartphone model RDM71UW		112 (300)
Author Data	Dates of Test	Report No	FCC ID
Daoud Attayi	Jan. 12-13, 2011	RTS-3640-1102-01	L6ARDM70UW

Date/Time: 1/13/2011 3:30:17 PM

Test Laboratory: RIM Testing Services

HAC_E_GSM850_mid_chan

DUT: BlackBerry Smartphone

Communication System: GSM 850; Frequency: 836.8 MHz; Duty Cycle: 1:8.3

Medium parameters used: $\sigma = 0$ mho/m, $\epsilon_r = 1$; $\rho = 1000$ kg/m³

Phantom section: RF Section

Measurement Standard: DAS4 (High Precision Assessment)

DASY4 Configuration:

- Probe: ER3DV6 - SN2285; ConvF(1, 1, 1); Calibrated: 3/8/2010
- Sensor-Surface: 0mm (Fix Surface) Sensor-Surface: (Fix Surface)
- Electronics: DAE3 Sn472; Calibrated: 5/17/2010
- Phantom: HAC RF Test Arch with AMCC; Type: SD HAC P01 BA;
- Measurement SW: DAS4, V4.7 Build 80; Postprocessing SW: SEMCAD, V1.8 Build 186

E Scan - ER3D - 2007: 15 mm from Probe Center to the Device/Hearing Aid

Compatibility Test (11x11x1): Measurement grid: dx=5mm, dy=5mm

Probe Modulation Factor = 1.00

Device Reference Point: 0.000, 0.000, -6.30 mm


Reference Value = 71.3 V/m; Power Drift = 0.066 dB

Maximum value of Total (measured) = 61.1 V/m

E Scan - ER3D - 2007: 15 mm from Probe Center to the Device/Hearing Aid

Compatibility Test (101x101x1): Measurement grid: dx=5mm, dy=5mm

Maximum value of peak Total field = 184.0 V/m

	Document Annex A to Hearing Aid Compatibility RF Emissions Test Report for the BlackBerry® Smartphone model RDM71UW		Page 113 (300)
	Author Data Daoud Attayi	Dates of Test Jan. 12-13, 2011	Report No RTS-3640-1102-01

Probe Modulation Factor = 3.00

Device Reference Point: 0.000, 0.000, -6.30 mm

Reference Value = 71.3 V/m; Power Drift = 0.066 dB

Hearing Aid Near-Field Category: **M3 (AWF -5 dB)**

Peak E-field in V/m

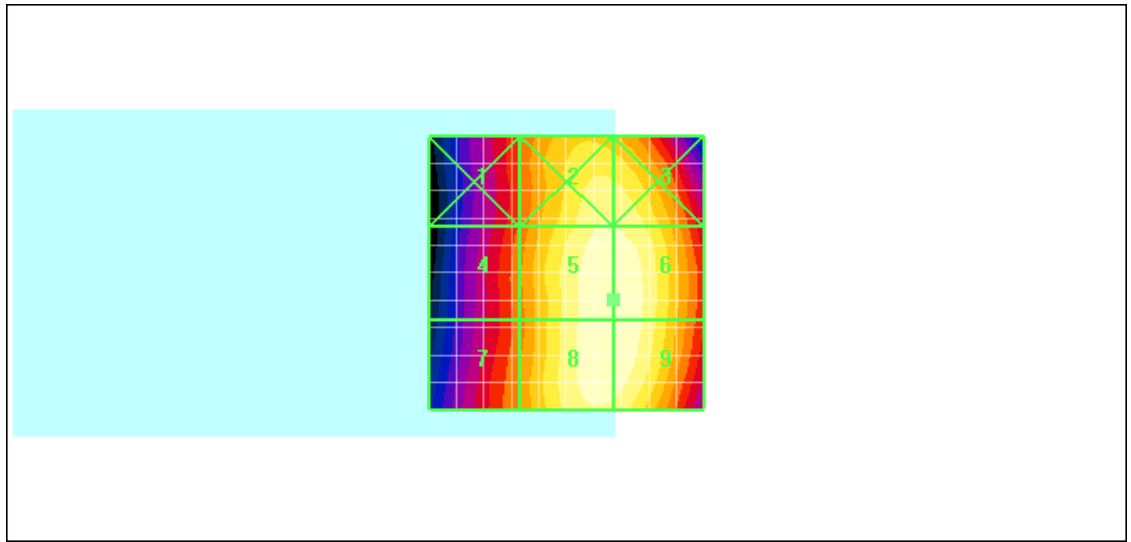
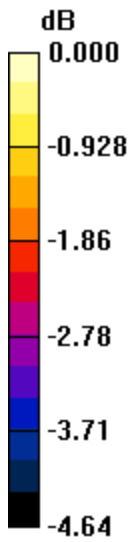
Grid 1 149.8 M3	Grid 2 178.1 M3	Grid 3 177.9 M3
Grid 4 153.3 M3	Grid 5 184.0 M3	Grid 6 184.0 M3
Grid 7 155.1 M3	Grid 8 183.5 M3	Grid 9 183.5 M3

Author Data
Daoud Attayi


Dates of Test
Jan. 12-13, 2011

Report No
RTS-3640-1102-01

FCC ID
L6ARDM70UW



0 dB = 184.0V/m

	Document		Page
	Annex A to Hearing Aid Compatibility RF Emissions Test Report for the BlackBerry® Smartphone model RDM71UW		115 (300)
Author Data	Dates of Test	Report No	FCC ID
Daoud Attayi	Jan. 12-13, 2011	RTS-3640-1102-01	L6ARDM70UW

Date/Time: 1/13/2011 3:41:04 PM

Test Laboratory: RIM Testing Services

HAC_E_GSM850_high_chan

DUT: BlackBerry Smartphone

Communication System: GSM 850; Frequency: 848.8 MHz; Duty Cycle: 1:8.3

Medium parameters used: $\sigma = 0$ mho/m, $\epsilon_r = 1$; $\rho = 1000$ kg/m³

Phantom section: RF Section

Measurement Standard: DAS4 (High Precision Assessment)

DASY4 Configuration:

- Probe: ER3DV6 - SN2285; ConvF(1, 1, 1); Calibrated: 3/8/2010
- Sensor-Surface: 0mm (Fix Surface) Sensor-Surface: (Fix Surface)
- Electronics: DAE3 Sn472; Calibrated: 5/17/2010
- Phantom: HAC RF Test Arch with AMCC; Type: SD HAC P01 BA;
- Measurement SW: DAS4, V4.7 Build 80; Postprocessing SW: SEMCAD, V1.8 Build 186

E Scan - ER3D - 2007: 15 mm from Probe Center to the Device/Hearing Aid

Compatibility Test (11x11x1): Measurement grid: dx=5mm, dy=5mm

Probe Modulation Factor = 1.00

Device Reference Point: 0.000, 0.000, -6.30 mm

Reference Value = 77.0 V/m; Power Drift = -0.133 dB

Maximum value of Total (measured) = 64.8 V/m

E Scan - ER3D - 2007: 15 mm from Probe Center to the Device/Hearing Aid

Compatibility Test (101x101x1): Measurement grid: dx=5mm, dy=5mm

Maximum value of peak Total field = 195.1 V/m

Probe Modulation Factor = 3.00

Device Reference Point: 0.000, 0.000, -6.30 mm

Reference Value = 77.0 V/m; Power Drift = -0.133 dB

Hearing Aid Near-Field Category: **M3 (AWF -5 dB)**

Peak E-field in V/m

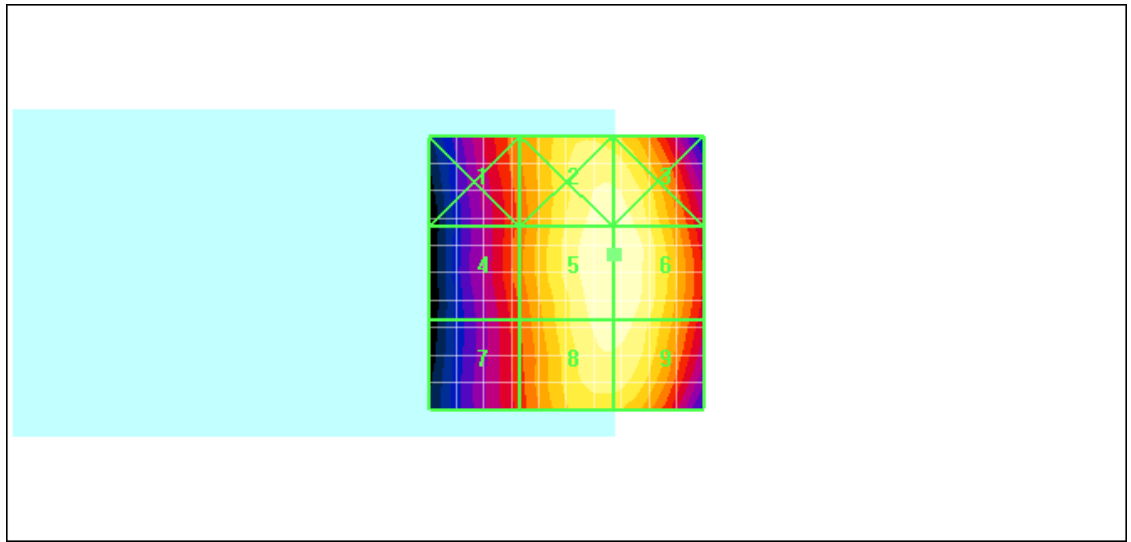
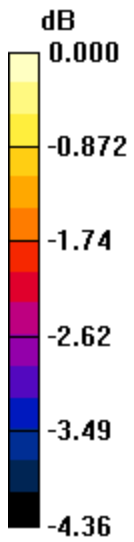
Grid 1 164.5 M3	Grid 2 193.0 M3	Grid 3 193.0 M3
Grid 4 163.7 M3	Grid 5 195.1 M3	Grid 6 195.1 M3
Grid 7 159.6 M3	Grid 8 192.0 M3	Grid 9 192.0 M3

Author Data
Daoud Attayi


Dates of Test
Jan. 12-13, 2011

Report No
RTS-3640-1102-01

FCC ID
L6ARDM70UW



0 dB = 195.1V/m

	Document		Page
	Annex A to Hearing Aid Compatibility RF Emissions Test Report for the BlackBerry® Smartphone model RDM71UW		118 (300)
Author Data	Dates of Test	Report No	FCC ID
Daoud Attayi	Jan. 12-13, 2011	RTS-3640-1102-01	L6ARDM70UW

Date/Time: 1/13/2011 3:47:50 PM

Test Laboratory: RIM Testing Services

HAC_E_GSM850_high_chan_Telecoil

DUT: BlackBerry Smartphone

Communication System: GSM 850; Frequency: 848.8 MHz; Duty Cycle: 1:8.3

Medium parameters used: $\sigma = 0$ mho/m, $\epsilon_r = 1$; $\rho = 1000$ kg/m³

Phantom section: RF Section

Measurement Standard: DAS4 (High Precision Assessment)

DASY4 Configuration:

- Probe: ER3DV6 - SN2285; ConvF(1, 1, 1); Calibrated: 3/8/2010
- Sensor-Surface: 0mm (Fix Surface) Sensor-Surface: (Fix Surface)
- Electronics: DAE3 Sn472; Calibrated: 5/17/2010
- Phantom: HAC RF Test Arch with AMCC; Type: SD HAC P01 BA;
- Measurement SW: DAS4, V4.7 Build 80; Postprocessing SW: SEMCAD, V1.8 Build 186

E Scan - ER3D - 2007: 15 mm from Probe Center to the Device/Hearing Aid

Compatibility Test (11x11x1): Measurement grid: dx=5mm, dy=5mm

Probe Modulation Factor = 1.00

Device Reference Point: 0.000, 0.000, -6.30 mm


Reference Value = 76.3 V/m; Power Drift = -0.158 dB

Maximum value of Total (measured) = 63.4 V/m

E Scan - ER3D - 2007: 15 mm from Probe Center to the Device/Hearing Aid

Compatibility Test (101x101x1): Measurement grid: dx=5mm, dy=5mm

Maximum value of peak Total field = 190.6 V/m

	Document Annex A to Hearing Aid Compatibility RF Emissions Test Report for the BlackBerry® Smartphone model RDM71UW		Page 119 (300)
	Author Data Daoud Attayi	Dates of Test Jan. 12-13, 2011	Report No RTS-3640-1102-01

Probe Modulation Factor = 3.00

Device Reference Point: 0.000, 0.000, -6.30 mm

Reference Value = 76.3 V/m; Power Drift = -0.158 dB

Hearing Aid Near-Field Category: **M3 (AWF -5 dB)**

Peak E-field in V/m

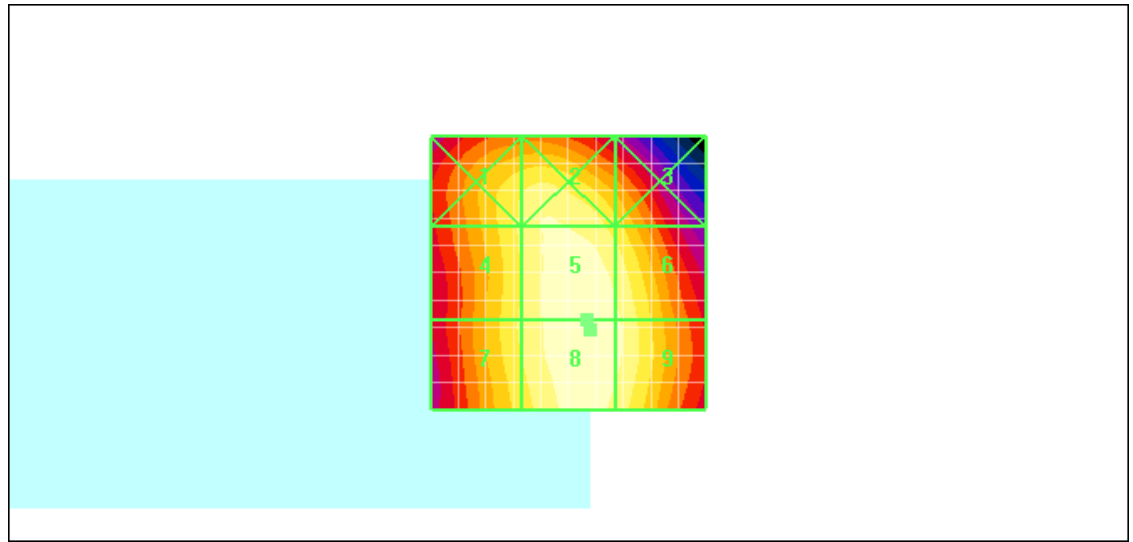
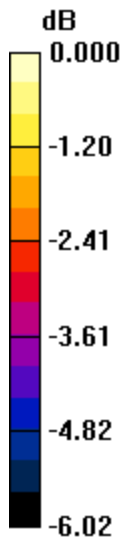
Grid 1 175.8 M3	Grid 2 182.9 M3	Grid 3 170.0 M3
Grid 4 175.8 M3	Grid 5 190.2 M3	Grid 6 184.3 M3
Grid 7 175.6 M3	Grid 8 190.6 M3	Grid 9 185.0 M3

Author Data
Daoud Attayi

Dates of Test
Jan. 12-13, 2011

Report No
RTS-3640-1102-01

FCC ID
L6ARDM70UW



0 dB = 190.6V/m

	Document		Page
	Annex A to Hearing Aid Compatibility RF Emissions Test Report for the BlackBerry® Smartphone model RDM71UW		121 (300)
Author Data	Dates of Test	Report No	FCC ID
Daoud Attayi	Jan. 12-13, 2011	RTS-3640-1102-01	L6ARDM70UW

Date/Time: 1/13/2011 12:11:39 AM

Test Laboratory: RIM Testing Services

HAC_E_UMTS_band_V_low_chan

DUT: BlackBerry Smartphone;

Communication System: WCDMA FDD V; Frequency: 826.4 MHz; Duty Cycle: 1:1

Medium parameters used: $\sigma = 0$ mho/m, $\epsilon_r = 1$; $\rho = 1000$ kg/m³

Phantom section: RF Section

DASY4 Configuration:

- Probe: ER3DV6 - SN2285; ConvF(1, 1, 1); Calibrated: 3/8/2010
- Sensor-Surface: 0mm (Fix Surface) Sensor-Surface: (Fix Surface)
- Electronics: DAE3 Sn472; Calibrated: 5/17/2010
- Phantom: HAC RF Test Arch with AMCC; Type: SD HAC P01 BA;
- Measurement SW: DASY4, V4.7 Build 80; Postprocessing SW: SEMCAD, V1.8 Build 186

E Scan - ER3D - 2007: 15 mm from Probe Center to the Device/Hearing Aid Compatibility Test (11x11x1): Measurement grid: dx=5mm, dy=5mm

Probe Modulation Factor = 1.00

Device Reference Point: 0.000, 0.000, -6.30 mm

Reference Value = 61.5 V/m; Power Drift = -0.043 dB

Maximum value of Total (measured) = 49.1 V/m

E Scan - ER3D - 2007: 15 mm from Probe Center to the Device/Hearing Aid Compatibility Test (101x101x1): Measurement grid: dx=5mm, dy=5mm

Maximum value of peak Total field = 47.2 V/m

Probe Modulation Factor = 0.960



Author Data
Daoud Attayi

Dates of Test
Jan. 12-13, 2011

Report No
RTS-3640-1102-01

FCC ID
L6ARDM70UW

Device Reference Point: 0.000, 0.000, -6.30 mm

Reference Value = 61.5 V/m; Power Drift = -0.043 dB

Hearing Aid Near-Field Category: **M4 (AWF 0 dB)**

Peak E-field in V/m

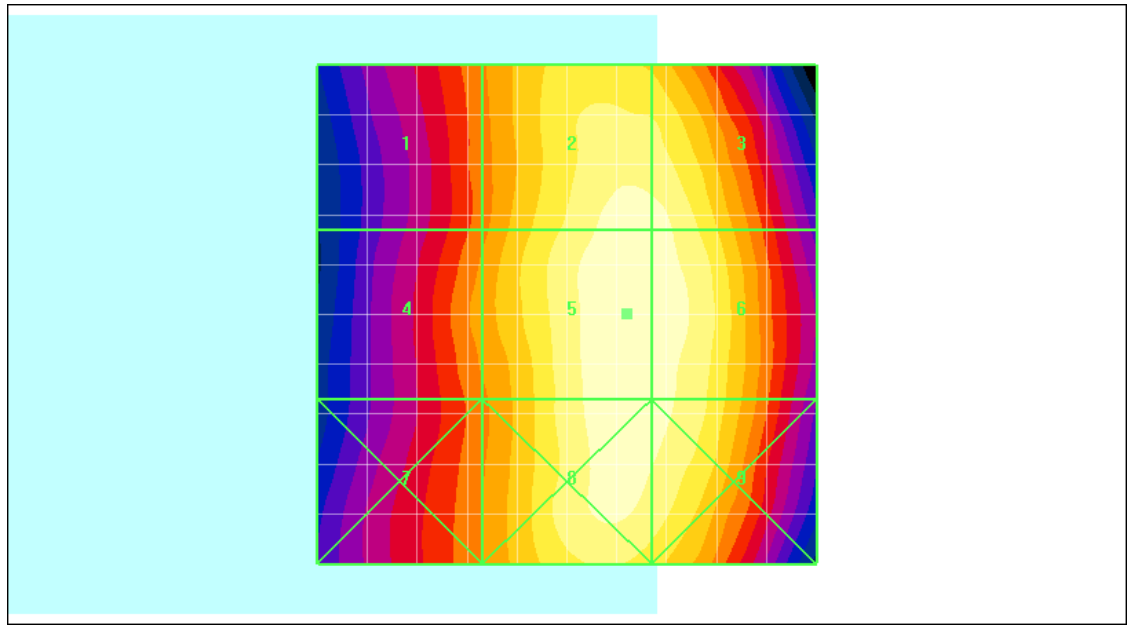
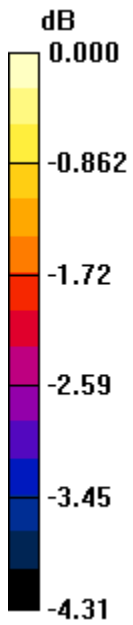
Grid 1 39.9 M4	Grid 2 46.4 M4	Grid 3 46.3 M4
Grid 4 40.8 M4	Grid 5 47.2 M4	Grid 6 46.9 M4
Grid 7 40.1 M4	Grid 8 46.6 M4	Grid 9 46.4 M4

Author Data
Daoud Attayi


Dates of Test
Jan. 12-13, 2011

Report No
RTS-3640-1102-01

FCC ID
L6ARDM70UW



0 dB = 47.2V/m

	Document		Page
	Annex A to Hearing Aid Compatibility RF Emissions Test Report for the BlackBerry® Smartphone model RDM71UW		124 (300)
Author Data	Dates of Test	Report No	FCC ID
Daoud Attayi	Jan. 12-13, 2011	RTS-3640-1102-01	L6ARDM70UW

Date/Time: 1/13/2011 12:17:05 AM

Test Laboratory: RIM Testing Services

HAC_E_UMTS_band_V_mid_chan

DUT: BlackBerry Smartphone;

Communication System: WCDMA FDD V; Frequency: 836.4 MHz; Duty Cycle: 1:1

Medium parameters used: $\sigma = 0$ mho/m, $\epsilon_r = 1$; $\rho = 1000$ kg/m³

Phantom section: RF Section

DASY4 Configuration:

- Probe: ER3DV6 - SN2285; ConvF(1, 1, 1); Calibrated: 3/8/2010
- Sensor-Surface: 0mm (Fix Surface)Sensor-Surface: (Fix Surface)
- Electronics: DAE3 Sn472; Calibrated: 5/17/2010
- Phantom: HAC RF Test Arch with AMCC; Type: SD HAC P01 BA;
- Measurement SW: DASY4, V4.7 Build 80; Postprocessing SW: SEMCAD, V1.8 Build 186

E Scan - ER3D - 2007: 15 mm from Probe Center to the Device/Hearing Aid Compatibility Test (11x11x1): Measurement grid: dx=5mm, dy=5mm

Probe Modulation Factor = 1.00

Device Reference Point: 0.000, 0.000, -6.30 mm


Reference Value = 62.8 V/m; Power Drift = -0.165 dB

Maximum value of Total (measured) = 50.6 V/m

E Scan - ER3D - 2007: 15 mm from Probe Center to the Device/Hearing Aid Compatibility Test (101x101x1): Measurement grid: dx=5mm, dy=5mm

Maximum value of peak Total field = 48.8 V/m

Probe Modulation Factor = 0.960

	Document		Page
	Annex A to Hearing Aid Compatibility RF Emissions Test Report for the BlackBerry® Smartphone model RDM71UW		125 (300)
Author Data Daoud Attayi	Dates of Test Jan. 12-13, 2011	Report No RTS-3640-1102-01	FCC ID L6ARDM70UW

Device Reference Point: 0.000, 0.000, -6.30 mm

Reference Value = 62.8 V/m; Power Drift = -0.165 dB

Hearing Aid Near-Field Category: **M4 (AWF 0 dB)**

Peak E-field in V/m

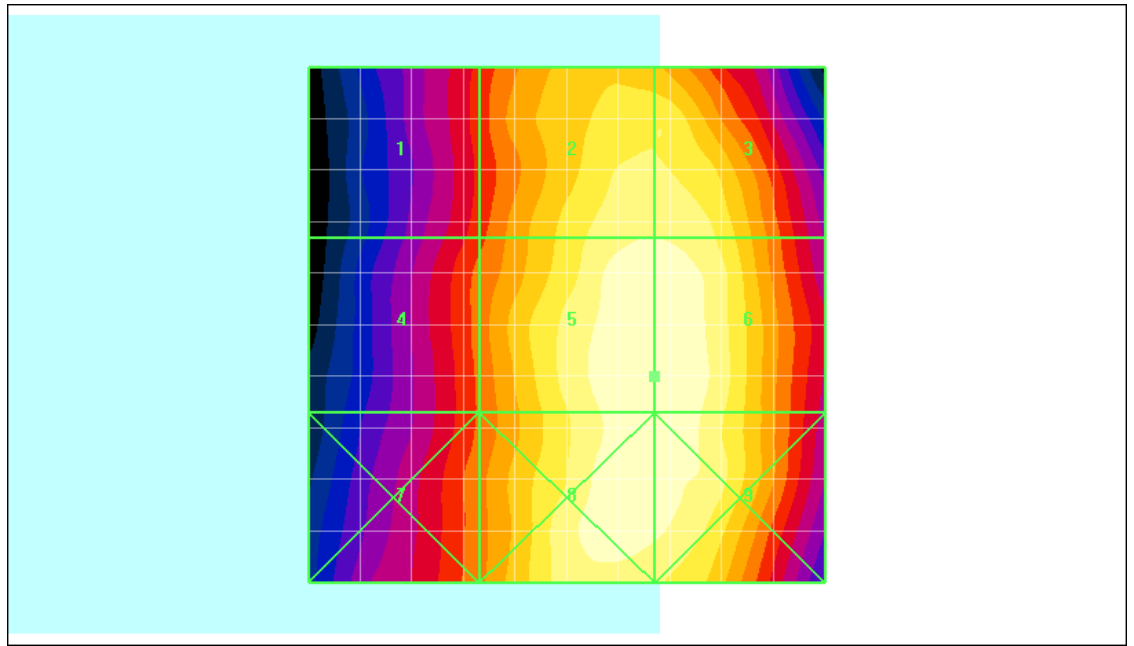
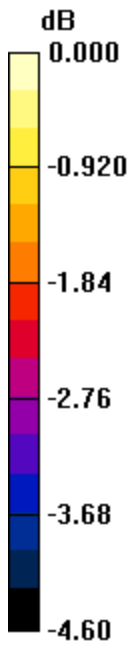
Grid 1 39.1 M4	Grid 2 47.1 M4	Grid 3 47.1 M4
Grid 4 40.1 M4	Grid 5 48.8 M4	Grid 6 48.8 M4
Grid 7 40.6 M4	Grid 8 48.7 M4	Grid 9 48.5 M4

Author Data
Daoud Attayi


Dates of Test
Jan. 12-13, 2011

Report No
RTS-3640-1102-01

FCC ID
L6ARDM70UW



0 dB = 48.8V/m

	Document		Page
	Annex A to Hearing Aid Compatibility RF Emissions Test Report for the BlackBerry® Smartphone model RDM71UW		127 (300)
Author Data	Dates of Test	Report No	FCC ID
Daoud Attayi	Jan. 12-13, 2011	RTS-3640-1102-01	L6ARDM70UW

Date/Time: 1/13/2011 12:22:07 AM

Test Laboratory: RIM Testing Services

HAC_E_UMTS_band_V_high_chan

DUT: BlackBerry Smartphone;

Communication System: WCDMA FDD V; Frequency: 846.6 MHz; Duty Cycle: 1:1

Medium parameters used: $\sigma = 0$ mho/m, $\epsilon_r = 1$; $\rho = 1000$ kg/m³

Phantom section: RF Section

DASY4 Configuration:

- Probe: ER3DV6 - SN2285; ConvF(1, 1, 1); Calibrated: 3/8/2010
- Sensor-Surface: 0mm (Fix Surface)Sensor-Surface: (Fix Surface)
- Electronics: DAE3 Sn472; Calibrated: 5/17/2010
- Phantom: HAC RF Test Arch with AMCC; Type: SD HAC P01 BA;
- Measurement SW: DASY4, V4.7 Build 80; Postprocessing SW: SEMCAD, V1.8 Build 186

E Scan - ER3D - 2007: 15 mm from Probe Center to the Device/Hearing Aid Compatibility Test (11x11x1): Measurement grid: dx=5mm, dy=5mm

Probe Modulation Factor = 1.00

Device Reference Point: 0.000, 0.000, -6.30 mm


Reference Value = 69.5 V/m; Power Drift = 0.114 dB

Maximum value of Total (measured) = 64.2 V/m

E Scan - ER3D - 2007: 15 mm from Probe Center to the Device/Hearing Aid Compatibility Test (101x101x1): Measurement grid: dx=5mm, dy=5mm

Maximum value of peak Total field = 60.4 V/m

Probe Modulation Factor = 0.960

	Document		Page
	Annex A to Hearing Aid Compatibility RF Emissions Test Report for the BlackBerry® Smartphone model RDM71UW		128 (300)
Author Data	Dates of Test	Report No	FCC ID
Daoud Attayi	Jan. 12-13, 2011	RTS-3640-1102-01	L6ARDM70UW

Device Reference Point: 0.000, 0.000, -6.30 mm

Reference Value = 69.5 V/m; Power Drift = 0.114 dB

Hearing Aid Near-Field Category: **M4 (AWF 0 dB)**

Peak E-field in V/m

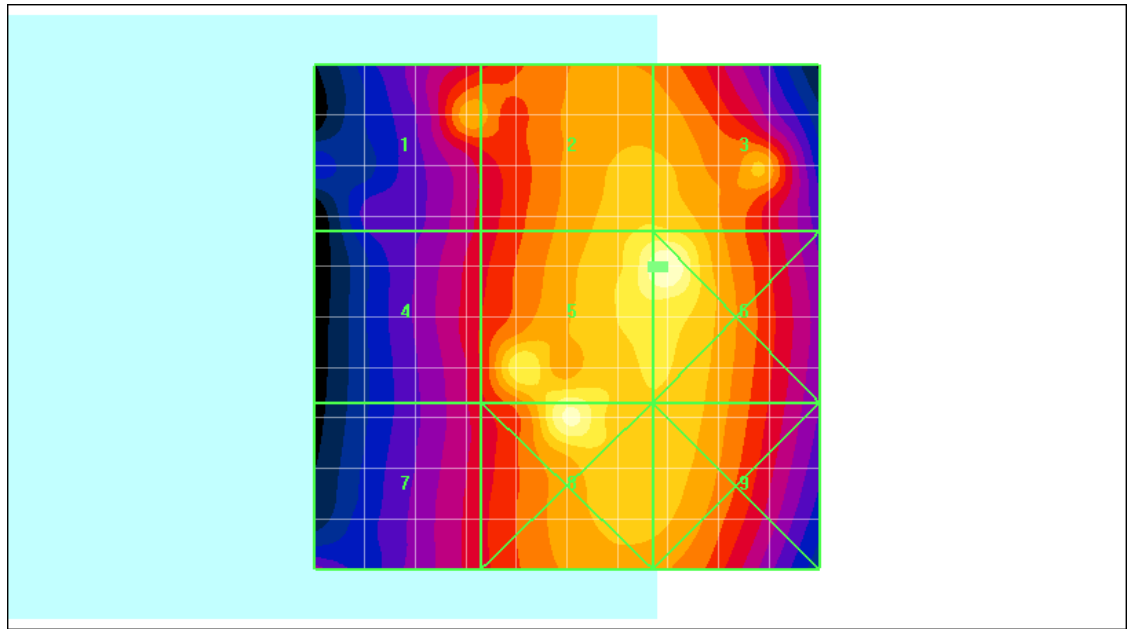
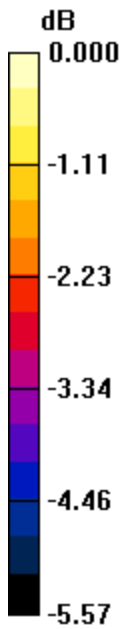
Grid 1	Grid 2	Grid 3
51.7 M4	55.0 M4	55.0 M4
Grid 4	Grid 5	Grid 6
46.3 M4	60.4 M4	61.7 M4
Grid 7	Grid 8	Grid 9
45.3 M4	60.0 M4	54.3 M4

Author Data
Daoud Attayi


Dates of Test
Jan. 12-13, 2011

Report No
RTS-3640-1102-01

FCC ID
L6ARDM70UW



0 dB = 61.7V/m

	Document		Page
	Annex A to Hearing Aid Compatibility RF Emissions Test Report for the BlackBerry® Smartphone model RDM71UW		130 (300)
Author Data	Dates of Test	Report No	FCC ID
Daoud Attayi	Jan. 12-13, 2011	RTS-3640-1102-01	L6ARDM70UW

Date/Time: 1/13/2011 12:27:05 AM

Test Laboratory: RIM Testing Services

HAC_E_UMTS_band_V_high_chan_Telecoil

DUT: BlackBerry Smartphone;

Communication System: WCDMA FDD V; Frequency: 846.6 MHz; Duty Cycle: 1:1

Medium parameters used: $\sigma = 0$ mho/m, $\epsilon_r = 1$; $\rho = 1000$ kg/m³

Phantom section: RF Section

DASY4 Configuration:

- Probe: ER3DV6 - SN2285; ConvF(1, 1, 1); Calibrated: 3/8/2010
- Sensor-Surface: 0mm (Fix Surface)Sensor-Surface: (Fix Surface)
- Electronics: DAE3 Sn472; Calibrated: 5/17/2010
- Phantom: HAC RF Test Arch with AMCC; Type: SD HAC P01 BA;
- Measurement SW: DASY4, V4.7 Build 80; Postprocessing SW: SEMCAD, V1.8 Build 186

E Scan - ER3D - 2007: 15 mm from Probe Center to the Device/Hearing Aid Compatibility Test (11x11x1): Measurement grid: dx=5mm, dy=5mm

Probe Modulation Factor = 1.00

Device Reference Point: 0.000, 0.000, -6.30 mm

Reference Value = 70.6 V/m; Power Drift = -0.034 dB

Maximum value of Total (measured) = 63.4 V/m

E Scan - ER3D - 2007: 15 mm from Probe Center to the Device/Hearing Aid Compatibility Test (101x101x1): Measurement grid: dx=5mm, dy=5mm

Maximum value of peak Total field = 60.4 V/m

Probe Modulation Factor = 0.960



Author Data
Daoud Attayi

Dates of Test
Jan. 12-13, 2011

Report No
RTS-3640-1102-01

FCC ID
L6ARDM70UW

Device Reference Point: 0.000, 0.000, -6.30 mm
Reference Value = 70.6 V/m; Power Drift = -0.034 dB
Hearing Aid Near-Field Category: M4 (AWF 0 dB)

Peak E-field in V/m

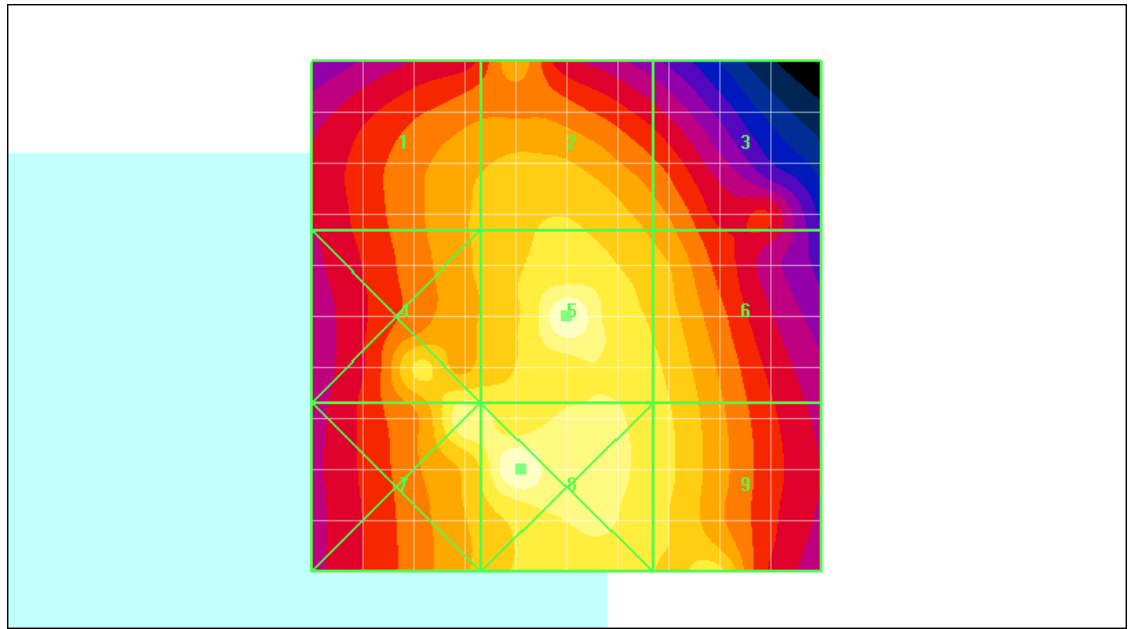
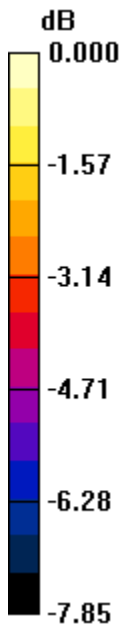
Grid 1 48.6 M4	Grid 2 51.3 M4	Grid 3 47.3 M4
Grid 4 55.2 M4	Grid 5 60.4 M4	Grid 6 52.3 M4
Grid 7 57.4 M4	Grid 8 61.0 M4	Grid 9 53.0 M4

Author Data
Daoud Attayi

Dates of Test
Jan. 12-13, 2011

Report No
RTS-3640-1102-01

FCC ID
L6ARDM70UW



0 dB = 61.0V/m

	Document		Page
	Annex A to Hearing Aid Compatibility RF Emissions Test Report for the BlackBerry® Smartphone model RDM71UW		133 (300)
Author Data	Dates of Test	Report No	FCC ID
Daoud Attayi	Jan. 12-13, 2011	RTS-3640-1102-01	L6ARDM70UW

Date/Time: 1/13/2011 5:20:58 PM

Test Laboratory: RIM Testing Services

HAC_E_GSM1900_low_chan

DUT: BlackBerry Smartphone

Communication System: GSM 1900; Frequency: 1850.2 MHz; Duty Cycle: 1:8.3

Medium parameters used: $\sigma = 0$ mho/m, $\epsilon_r = 1$; $\rho = 1000$ kg/m³

Phantom section: RF Section

DASY4 Configuration:

- Probe: ER3DV6 - SN2285; ConvF(1, 1, 1); Calibrated: 3/8/2010
- Sensor-Surface: 0mm (Fix Surface) Sensor-Surface: (Fix Surface)
- Electronics: DAE3 Sn472; Calibrated: 5/17/2010
- Phantom: HAC RF Test Arch with AMCC; Type: SD HAC P01 BA;
- Measurement SW: DASY4, V4.7 Build 80; Postprocessing SW: SEMCAD, V1.8 Build 186

E Scan - ER3D - 2007: 15 mm from Probe Center to the Device/Hearing Aid Compatibility Test (11x11x1): Measurement grid: dx=5mm, dy=5mm

Probe Modulation Factor = 1.00

Device Reference Point: 0.000, 0.000, -6.30 mm


Reference Value = 13.6 V/m; Power Drift = -0.256 dB

Maximum value of Total (measured) = 33.9 V/m

E Scan - ER3D - 2007: 15 mm from Probe Center to the Device/Hearing Aid Compatibility Test (101x101x1): Measurement grid: dx=5mm, dy=5mm

Maximum value of peak Total field = 77.6 V/m

Probe Modulation Factor = 2.61

	Document		Page
	Annex A to Hearing Aid Compatibility RF Emissions Test Report for the BlackBerry® Smartphone model RDM71UW		134 (300)
Author Data Daoud Attayi	Dates of Test Jan. 12-13, 2011	Report No RTS-3640-1102-01	FCC ID L6ARDM70UW

Device Reference Point: 0.000, 0.000, -6.30 mm

Reference Value = 13.6 V/m; Power Drift = -0.256 dB

Hearing Aid Near-Field Category: **M3 (AWF -5 dB)**

Peak E-field in V/m

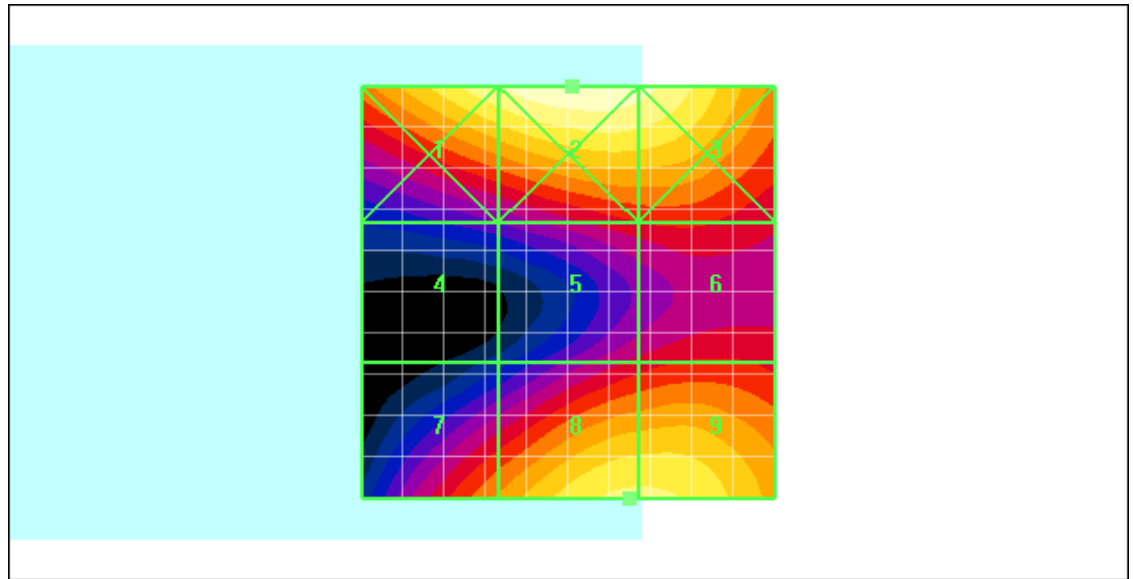
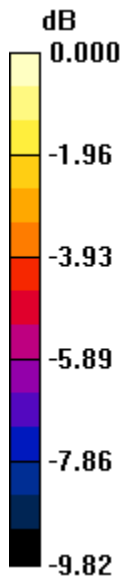
Grid 1 82.1 M3	Grid 2 88.5 M2	Grid 3 84.6 M2
Grid 4 41.8 M4	Grid 5 52.2 M3	Grid 6 53.3 M3
Grid 7 61.7 M3	Grid 8 77.6 M3	Grid 9 77.6 M3

Author Data
Daoud Attayi


Dates of Test
Jan. 12-13, 2011

Report No
RTS-3640-1102-01

FCC ID
L6ARDM70UW



0 dB = 88.5V/m

	Document		Page
	Annex A to Hearing Aid Compatibility RF Emissions Test Report for the BlackBerry® Smartphone model RDM71UW		136 (300)
Author Data	Dates of Test	Report No	FCC ID
Daoud Attayi	Jan. 12-13, 2011	RTS-3640-1102-01	L6ARDM70UW

Date/Time: 1/13/2011 5:26:03 PM

Test Laboratory: RIM Testing Services

HAC_E_GSM1900_mid_chan

DUT: BlackBerry Smartphone

Communication System: GSM 1900; Frequency: 1880 MHz; Duty Cycle: 1:8.3

Medium parameters used: $\sigma = 0$ mho/m, $\epsilon_r = 1$; $\rho = 1000$ kg/m³

Phantom section: RF Section

DASY4 Configuration:

- Probe: ER3DV6 - SN2285; ConvF(1, 1, 1); Calibrated: 3/8/2010
- Sensor-Surface: 0mm (Fix Surface)Sensor-Surface: (Fix Surface)
- Electronics: DAE3 Sn472; Calibrated: 5/17/2010
- Phantom: HAC RF Test Arch with AMCC; Type: SD HAC P01 BA;
- Measurement SW: DASY4, V4.7 Build 80; Postprocessing SW: SEMCAD, V1.8 Build 186

E Scan - ER3D - 2007: 15 mm from Probe Center to the Device/Hearing Aid Compatibility Test (11x11x1): Measurement grid: dx=5mm, dy=5mm

Probe Modulation Factor = 1.00

Device Reference Point: 0.000, 0.000, -6.30 mm

Reference Value = 16.1 V/m; Power Drift = -0.285 dB

Maximum value of Total (measured) = 32.1 V/m

E Scan - ER3D - 2007: 15 mm from Probe Center to the Device/Hearing Aid Compatibility Test (101x101x1): Measurement grid: dx=5mm, dy=5mm

Maximum value of peak Total field = 63.4 V/m

Probe Modulation Factor = 2.61

Device Reference Point: 0.000, 0.000, -6.30 mm

Reference Value = 16.1 V/m; Power Drift = -0.285 dB

Hearing Aid Near-Field Category: **M3 (AWF -5 dB)**

Peak E-field in V/m

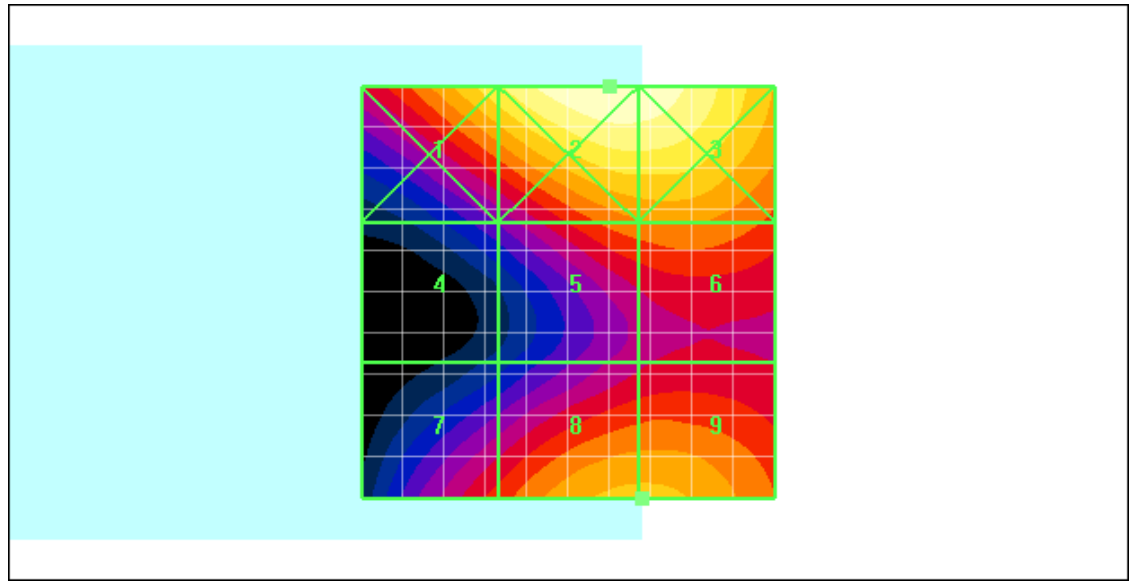
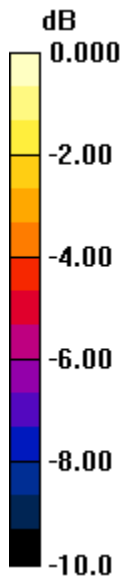
Grid 1 71.2 M3	Grid 2 83.7 M3	Grid 3 82.6 M3
Grid 4 39.4 M4	Grid 5 56.4 M3	Grid 6 57.6 M3
Grid 7 51.1 M3	Grid 8 63.4 M3	Grid 9 63.4 M3

Author Data
Daoud Attayi

Dates of Test
Jan. 12-13, 2011

Report No
RTS-3640-1102-01

FCC ID
L6ARDM70UW



0 dB = 83.7V/m

	Document		Page
	Annex A to Hearing Aid Compatibility RF Emissions Test Report for the BlackBerry® Smartphone model RDM71UW		139 (300)
Author Data	Dates of Test	Report No	FCC ID
Daoud Attayi	Jan. 12-13, 2011	RTS-3640-1102-01	L6ARDM70UW

Date/Time: 1/13/2011 5:31:00 PM

Test Laboratory: RIM Testing Services

HAC_E_GSM1900_high_chan

DUT: BlackBerry Smartphone

Communication System: GSM 1900; Frequency: 1909.8 MHz; Duty Cycle: 1:8.3

Medium parameters used: $\sigma = 0$ mho/m, $\epsilon_r = 1$; $\rho = 1000$ kg/m³

Phantom section: RF Section

DASY4 Configuration:

- Probe: ER3DV6 - SN2285; ConvF(1, 1, 1); Calibrated: 3/8/2010
- Sensor-Surface: 0mm (Fix Surface) Sensor-Surface: (Fix Surface)
- Electronics: DAE3 Sn472; Calibrated: 5/17/2010
- Phantom: HAC RF Test Arch with AMCC; Type: SD HAC P01 BA;
- Measurement SW: DASY4, V4.7 Build 80; Postprocessing SW: SEMCAD, V1.8 Build 186

E Scan - ER3D - 2007: 15 mm from Probe Center to the Device/Hearing Aid Compatibility Test (11x11x1): Measurement grid: dx=5mm, dy=5mm

Probe Modulation Factor = 1.00

Device Reference Point: 0.000, 0.000, -6.30 mm

Reference Value = 15.7 V/m; Power Drift = -0.174 dB

Maximum value of Total (measured) = 30.1 V/m

E Scan - ER3D - 2007: 15 mm from Probe Center to the Device/Hearing Aid Compatibility Test (101x101x1): Measurement grid: dx=5mm, dy=5mm

Maximum value of peak Total field = 59.0 V/m

Probe Modulation Factor = 2.61



Document Annex A to Hearing Aid Compatibility RF Emissions Test Report for the BlackBerry® Smartphone model RDM71UW		Page 140 (300)	
Author Data Daoud Attayi	Dates of Test Jan. 12-13, 2011	Report No RTS-3640-1102-01	FCC ID L6ARDM70UW

Device Reference Point: 0.000, 0.000, -6.30 mm

Reference Value = 15.7 V/m; Power Drift = -0.174 dB

Hearing Aid Near-Field Category: **M3 (AWF -5 dB)**

Peak E-field in V/m

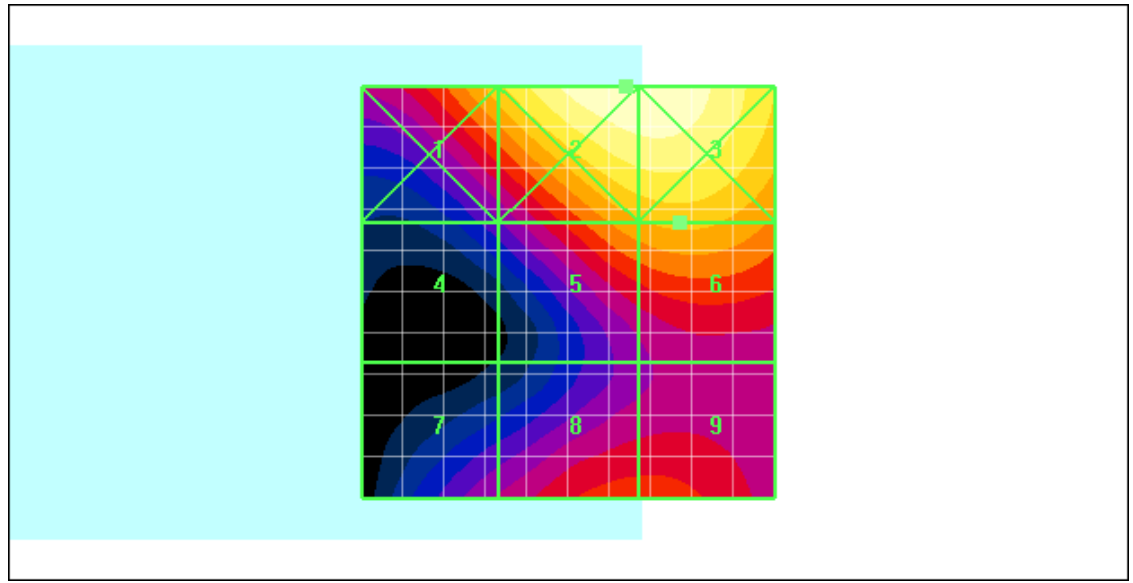
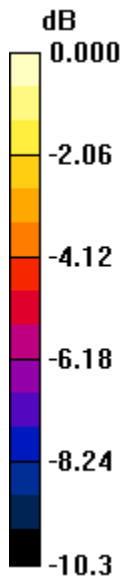
Grid 1 61.2 M3	Grid 2 79.1 M3	Grid 3 79.0 M3
Grid 4 35.7 M4	Grid 5 56.9 M3	Grid 6 59.0 M3
Grid 7 39.4 M4	Grid 8 47.6 M3	Grid 9 47.6 M3

Author Data
Daoud Attayi

Dates of Test
Jan. 12-13, 2011

Report No
RTS-3640-1102-01

FCC ID
L6ARDM70UW



0 dB = 79.1V/m

	Document		Page
	Annex A to Hearing Aid Compatibility RF Emissions Test Report for the BlackBerry® Smartphone model RDM71UW		142 (300)
Author Data	Dates of Test	Report No	FCC ID
Daoud Attayi	Jan. 12-13, 2011	RTS-3640-1102-01	L6ARDM70UW

Date/Time: 1/13/2011 5:37:55 PM

Test Laboratory: RIM Testing Services

HAC_E_GSM1900_low_chan_Telecoil

DUT: BlackBerry Smartphone

Communication System: GSM 1900; Frequency: 1850.2 MHz; Duty Cycle: 1:8.3

Medium parameters used: $\sigma = 0$ mho/m, $\epsilon_r = 1$; $\rho = 1000$ kg/m³

Phantom section: RF Section

DASY4 Configuration:

- Probe: ER3DV6 - SN2285; ConvF(1, 1, 1); Calibrated: 3/8/2010
- Sensor-Surface: 0mm (Fix Surface) Sensor-Surface: (Fix Surface)
- Electronics: DAE3 Sn472; Calibrated: 5/17/2010
- Phantom: HAC RF Test Arch with AMCC; Type: SD HAC P01 BA;
- Measurement SW: DASY4, V4.7 Build 80; Postprocessing SW: SEMCAD, V1.8 Build 186

E Scan - ER3D - 2007: 15 mm from Probe Center to the Device/Hearing Aid Compatibility Test (11x11x1): Measurement grid: dx=5mm, dy=5mm

Probe Modulation Factor = 1.00

Device Reference Point: 0.000, 0.000, -6.30 mm


Reference Value = 12.8 V/m; Power Drift = -0.080 dB

Maximum value of Total (measured) = 35.5 V/m

E Scan - ER3D - 2007: 15 mm from Probe Center to the Device/Hearing Aid Compatibility Test (101x101x1): Measurement grid: dx=5mm, dy=5mm

Maximum value of peak Total field = 66.4 V/m

Probe Modulation Factor = 2.61

	Document		Page
	Annex A to Hearing Aid Compatibility RF Emissions Test Report for the BlackBerry® Smartphone model RDM71UW		143 (300)
Author Data Daoud Attayi	Dates of Test Jan. 12-13, 2011	Report No RTS-3640-1102-01	FCC ID L6ARDM70UW

Device Reference Point: 0.000, 0.000, -6.30 mm

Reference Value = 12.8 V/m; Power Drift = -0.080 dB

Hearing Aid Near-Field Category: **M3 (AWF -5 dB)**

Peak E-field in V/m

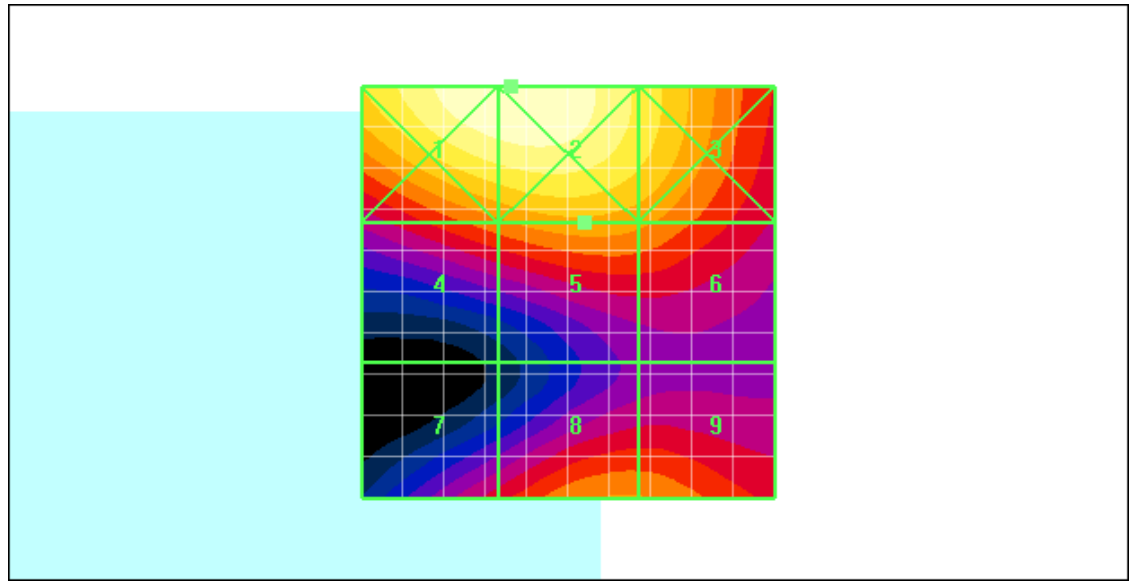
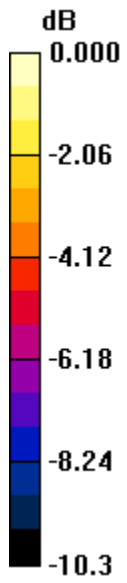
Grid 1 92.8 M2	Grid 2 92.9 M2	Grid 3 78.0 M3
Grid 4 61.4 M3	Grid 5 66.4 M3	Grid 6 64.1 M3
Grid 7 52.1 M3	Grid 8 63.4 M3	Grid 9 63.3 M3

Author Data
Daoud Attayi

Dates of Test
Jan. 12-13, 2011

Report No
RTS-3640-1102-01

FCC ID
L6ARDM70UW



0 dB = 92.9V/m

	Document		Page
	Annex A to Hearing Aid Compatibility RF Emissions Test Report for the BlackBerry® Smartphone model RDM71UW		145 (300)
Author Data	Dates of Test	Report No	FCC ID
Daoud Attayi	Jan. 12-13, 2011	RTS-3640-1102-01	L6ARDM70UW

Date/Time: 1/13/2011 12:40:26 AM

Test Laboratory: RIM Testing Services

HAC_E_UMTS_band_II_low_chan

DUT: BlackBerry Smartphone;

Communication System: WCDMA FDD II; Frequency: 1852.4 MHz; Duty Cycle: 1:1

Medium parameters used: $\sigma = 0$ mho/m, $\epsilon_r = 1$; $\rho = 1000$ kg/m³

Phantom section: RF Section

DASY4 Configuration:

- Probe: ER3DV6 - SN2285; ConvF(1, 1, 1); Calibrated: 3/8/2010
- Sensor-Surface: 0mm (Fix Surface) Sensor-Surface: (Fix Surface)
- Electronics: DAE3 Sn472; Calibrated: 5/17/2010
- Phantom: HAC RF Test Arch with AMCC; Type: SD HAC P01 BA;
- Measurement SW: DASY4, V4.7 Build 80; Postprocessing SW: SEMCAD, V1.8 Build 186

E Scan - ER3D - 2007: 15 mm from Probe Center to the Device/Hearing Aid Compatibility Test (11x11x1): Measurement grid: dx=5mm, dy=5mm

Probe Modulation Factor = 1.00

Device Reference Point: 0.000, 0.000, -6.30 mm


Reference Value = 20.2 V/m; Power Drift = -0.831 dB

Maximum value of Total (measured) = 37.1 V/m

E Scan - ER3D - 2007: 15 mm from Probe Center to the Device/Hearing Aid Compatibility Test (101x101x1): Measurement grid: dx=5mm, dy=5mm

Maximum value of peak Total field = 31.6 V/m

Probe Modulation Factor = 0.900

	Document		Page
	Annex A to Hearing Aid Compatibility RF Emissions Test Report for the BlackBerry® Smartphone model RDM71UW		146 (300)
Author Data Daoud Attayi	Dates of Test Jan. 12-13, 2011	Report No RTS-3640-1102-01	FCC ID L6ARDM70UW

Device Reference Point: 0.000, 0.000, -6.30 mm

Reference Value = 20.2 V/m; Power Drift = -0.831 dB

Hearing Aid Near-Field Category: **M4 (AWF 0 dB)**

Peak E-field in V/m

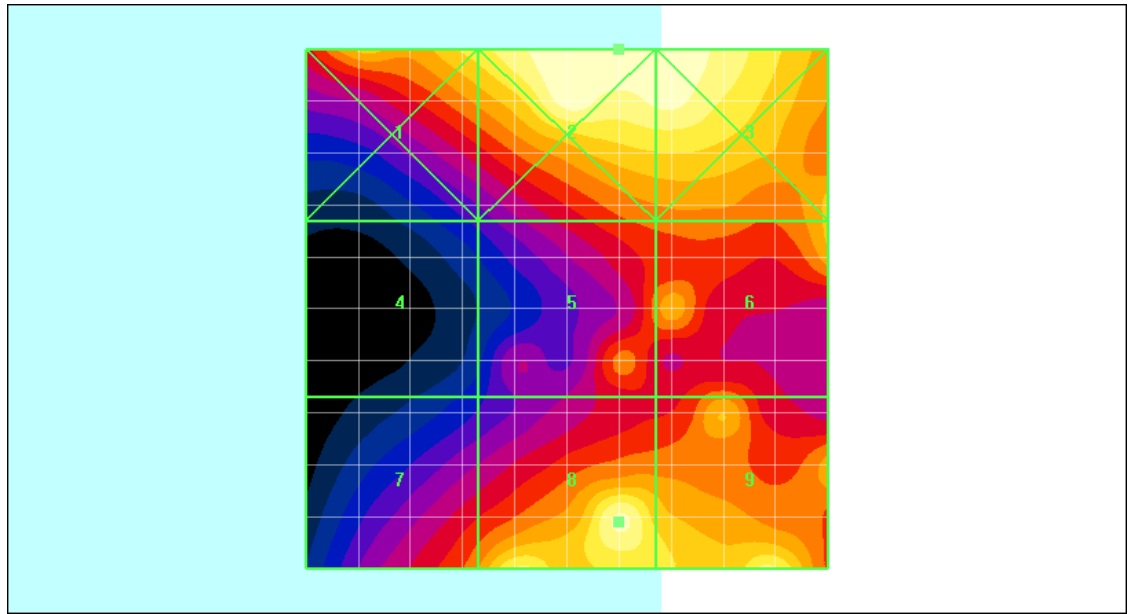
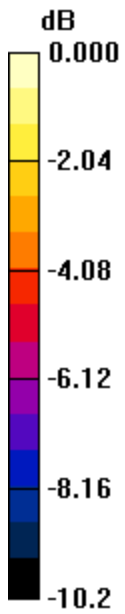
Grid 1 27.8 M4	Grid 2 33.4 M4	Grid 3 33.0 M4
Grid 4 14.6 M4	Grid 5 21.9 M4	Grid 6 25.1 M4
Grid 7 22.6 M4	Grid 8 31.6 M4	Grid 9 29.5 M4

Author Data
Daoud Attayi

Dates of Test
Jan. 12-13, 2011

Report No
RTS-3640-1102-01

FCC ID
L6ARDM70UW



0 dB = 33.4V/m

	Document		Page
	Annex A to Hearing Aid Compatibility RF Emissions Test Report for the BlackBerry® Smartphone model RDM71UW		148 (300)
Author Data	Dates of Test	Report No	FCC ID
Daoud Attayi	Jan. 12-13, 2011	RTS-3640-1102-01	L6ARDM70UW

Date/Time: 1/13/2011 12:50:24 AM

Test Laboratory: RIM Testing Services

HAC_E_UMTS_band_II_mid_chan

DUT: BlackBerry Smartphone;

Communication System: WCDMA FDD II; Frequency: 1880 MHz; Duty Cycle: 1:1

Medium parameters used: $\sigma = 0$ mho/m, $\epsilon_r = 1$; $\rho = 1000$ kg/m³

Phantom section: RF Section

DASY4 Configuration:

- Probe: ER3DV6 - SN2285; ConvF(1, 1, 1); Calibrated: 3/8/2010
- Sensor-Surface: 0mm (Fix Surface) Sensor-Surface: (Fix Surface)
- Electronics: DAE3 Sn472; Calibrated: 5/17/2010
- Phantom: HAC RF Test Arch with AMCC; Type: SD HAC P01 BA;
- Measurement SW: DASY4, V4.7 Build 80; Postprocessing SW: SEMCAD, V1.8 Build 186

E Scan - ER3D - 2007: 15 mm from Probe Center to the Device/Hearing Aid Compatibility Test (11x11x1): Measurement grid: dx=5mm, dy=5mm

Probe Modulation Factor = 1.00

Device Reference Point: 0.000, 0.000, -6.30 mm


Reference Value = 23.9 V/m; Power Drift = 0.122 dB

Maximum value of Total (measured) = 42.1 V/m

E Scan - ER3D - 2007: 15 mm from Probe Center to the Device/Hearing Aid Compatibility Test (101x101x1): Measurement grid: dx=5mm, dy=5mm

Maximum value of peak Total field = 28.6 V/m

Probe Modulation Factor = 0.900

	Document		Page
	Annex A to Hearing Aid Compatibility RF Emissions Test Report for the BlackBerry® Smartphone model RDM71UW		149 (300)
Author Data	Dates of Test	Report No	FCC ID
Daoud Attayi	Jan. 12-13, 2011	RTS-3640-1102-01	L6ARDM70UW

Device Reference Point: 0.000, 0.000, -6.30 mm

Reference Value = 23.9 V/m; Power Drift = 0.122 dB

Hearing Aid Near-Field Category: **M4 (AWF 0 dB)**

Peak E-field in V/m

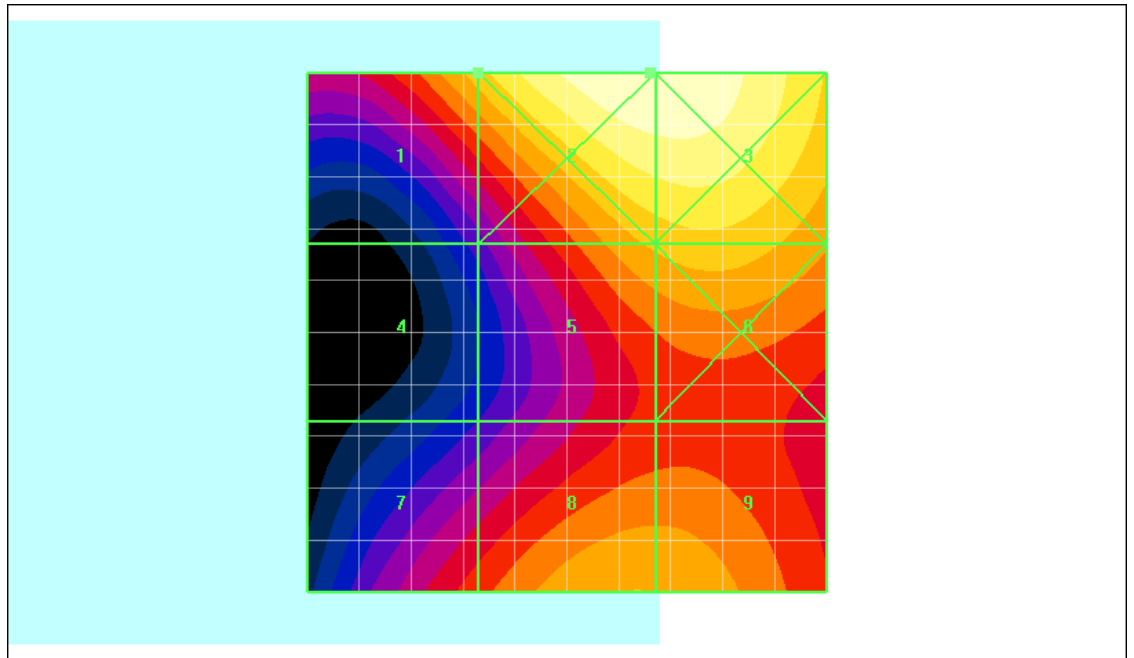
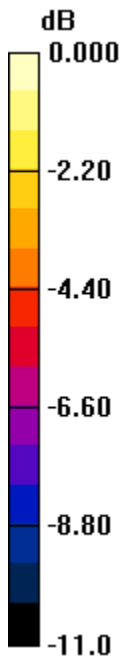
Grid 1	Grid 2	Grid 3
28.6 M4	38.0 M4	38.0 M4
Grid 4	Grid 5	Grid 6
15.8 M4	27.6 M4	28.7 M4
Grid 7	Grid 8	Grid 9
22.3 M4	27.2 M4	27.1 M4

Author Data
Daoud Attayi


Dates of Test
Jan. 12-13, 2011

Report No
RTS-3640-1102-01

FCC ID
L6ARDM70UW



0 dB = 38.0V/m

	Document		Page
	Annex A to Hearing Aid Compatibility RF Emissions Test Report for the BlackBerry® Smartphone model RDM71UW		151 (300)
Author Data	Dates of Test	Report No	FCC ID
Daoud Attayi	Jan. 12-13, 2011	RTS-3640-1102-01	L6ARDM70UW

Date/Time: 1/13/2011 12:55:12 AM

Test Laboratory: RIM Testing Services

HAC_E_UMTS_band_II_high_chan

DUT: BlackBerry Smartphone;

Communication System: WCDMA FDD II; Frequency: 1907.6 MHz; Duty Cycle: 1:1

Medium parameters used: $\sigma = 0$ mho/m, $\epsilon_r = 1$; $\rho = 1000$ kg/m³

Phantom section: RF Section

DASY4 Configuration:

- Probe: ER3DV6 - SN2285; ConvF(1, 1, 1); Calibrated: 3/8/2010
- Sensor-Surface: 0mm (Fix Surface) Sensor-Surface: (Fix Surface)
- Electronics: DAE3 Sn472; Calibrated: 5/17/2010
- Phantom: HAC RF Test Arch with AMCC; Type: SD HAC P01 BA;
- Measurement SW: DASY4, V4.7 Build 80; Postprocessing SW: SEMCAD, V1.8 Build 186

E Scan - ER3D - 2007: 15 mm from Probe Center to the Device/Hearing Aid Compatibility Test (11x11x1): Measurement grid: dx=5mm, dy=5mm

Probe Modulation Factor = 1.00

Device Reference Point: 0.000, 0.000, -6.30 mm


Reference Value = 25.9 V/m; Power Drift = -0.487 dB

Maximum value of Total (measured) = 48.2 V/m

E Scan - ER3D - 2007: 15 mm from Probe Center to the Device/Hearing Aid Compatibility Test (101x101x1): Measurement grid: dx=5mm, dy=5mm

Maximum value of peak Total field = 31.6 V/m

Probe Modulation Factor = 0.900

	Document		Page
	Annex A to Hearing Aid Compatibility RF Emissions Test Report for the BlackBerry® Smartphone model RDM71UW		152 (300)
Author Data Daoud Attayi	Dates of Test Jan. 12-13, 2011	Report No RTS-3640-1102-01	FCC ID L6ARDM70UW

Device Reference Point: 0.000, 0.000, -6.30 mm

Reference Value = 25.9 V/m; Power Drift = -0.487 dB

Hearing Aid Near-Field Category: **M4 (AWF 0 dB)**

Peak E-field in V/m

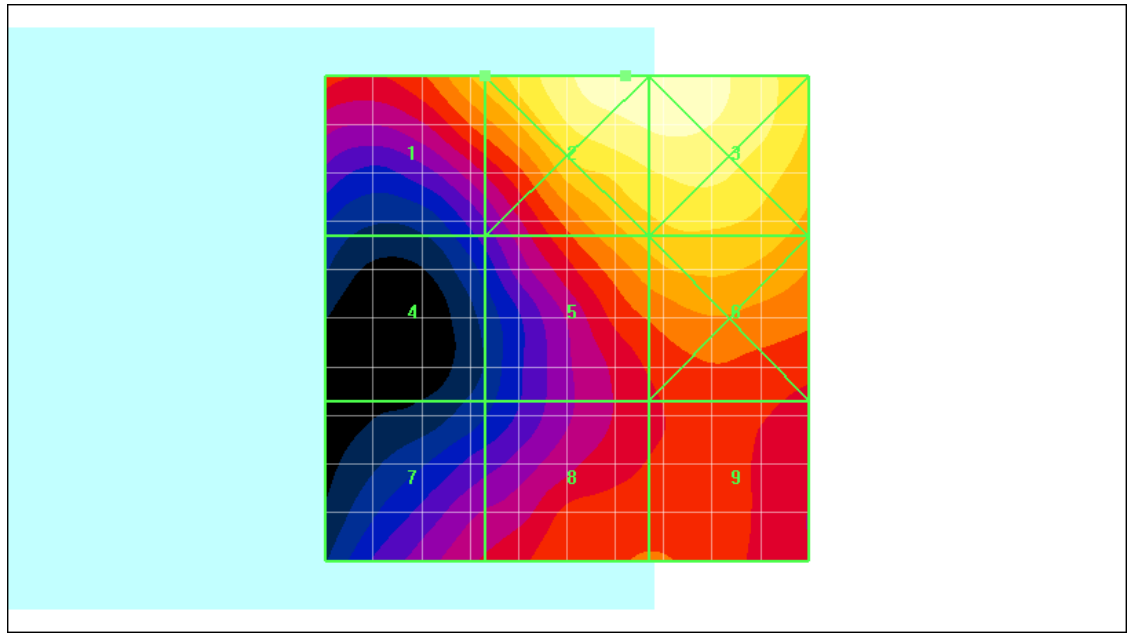
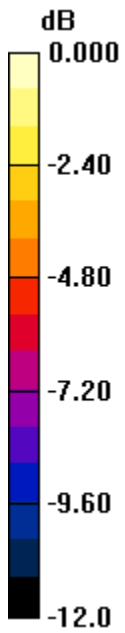
Grid 1 31.6 M4	Grid 2 43.5 M4	Grid 3 42.4 M4
Grid 4 16.5 M4	Grid 5 31.4 M4	Grid 6 32.7 M4
Grid 7 21.1 M4	Grid 8 25.3 M4	Grid 9 25.3 M4

Author Data
Daoud Attayi

Dates of Test
Jan. 12-13, 2011

Report No
RTS-3640-1102-01

FCC ID
L6ARDM70UW



0 dB = 43.5V/m

	Document		Page
	Annex A to Hearing Aid Compatibility RF Emissions Test Report for the BlackBerry® Smartphone model RDM71UW		154 (300)
Author Data	Dates of Test	Report No	FCC ID
Daoud Attayi	Jan. 12-13, 2011	RTS-3640-1102-01	L6ARDM70UW

Date/Time: 1/13/2011 1:00:42 AM

Test Laboratory: RIM Testing Services

HAC_E_UMTS_band_II_high_chan_Telecoil

DUT: BlackBerry Smartphone;

Communication System: WCDMA FDD II; Frequency: 1907.6 MHz; Duty Cycle: 1:1

Medium parameters used: $\sigma = 0$ mho/m, $\epsilon_r = 1$; $\rho = 1000$ kg/m³

Phantom section: RF Section

DASY4 Configuration:

- Probe: ER3DV6 - SN2285; ConvF(1, 1, 1); Calibrated: 3/8/2010
- Sensor-Surface: 0mm (Fix Surface) Sensor-Surface: (Fix Surface)
- Electronics: DAE3 Sn472; Calibrated: 5/17/2010
- Phantom: HAC RF Test Arch with AMCC; Type: SD HAC P01 BA;
- Measurement SW: DASY4, V4.7 Build 80; Postprocessing SW: SEMCAD, V1.8 Build 186

E Scan - ER3D - 2007: 15 mm from Probe Center to the Device/Hearing Aid Compatibility Test (11x11x1): Measurement grid: dx=5mm, dy=5mm

Probe Modulation Factor = 1.00

Device Reference Point: 0.000, 0.000, -6.30 mm


Reference Value = 25.1 V/m; Power Drift = -0.076 dB

Maximum value of Total (measured) = 48.9 V/m

E Scan - ER3D - 2007: 15 mm from Probe Center to the Device/Hearing Aid Compatibility Test (101x101x1): Measurement grid: dx=5mm, dy=5mm

Maximum value of peak Total field = 41.6 V/m

Probe Modulation Factor = 0.900

	Document		Page
	Annex A to Hearing Aid Compatibility RF Emissions Test Report for the BlackBerry® Smartphone model RDM71UW		155 (300)
Author Data Daoud Attayi	Dates of Test Jan. 12-13, 2011	Report No RTS-3640-1102-01	FCC ID L6ARDM70UW

Device Reference Point: 0.000, 0.000, -6.30 mm

Reference Value = 25.1 V/m; Power Drift = -0.076 dB

Hearing Aid Near-Field Category: **M4 (AWF 0 dB)**

Peak E-field in V/m

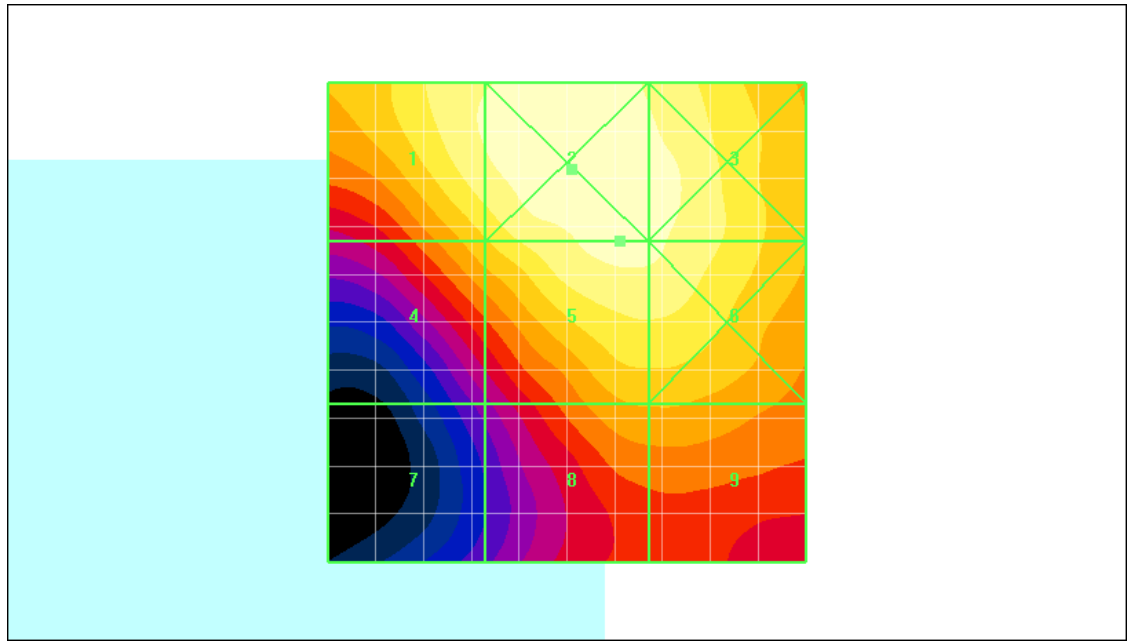
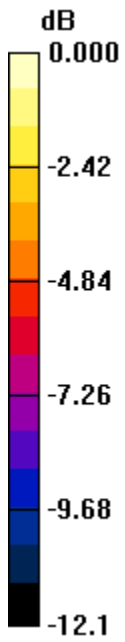
Grid 1 40.8 M4	Grid 2 44.2 M4	Grid 3 42.4 M4
Grid 4 33.2 M4	Grid 5 41.6 M4	Grid 6 41.1 M4
Grid 7 18.7 M4	Grid 8 30.8 M4	Grid 9 30.8 M4

Author Data
Daoud Attayi


Dates of Test
Jan. 12-13, 2011

Report No
RTS-3640-1102-01

FCC ID
L6ARDM70UW



0 dB = 44.2V/m

	Document		Page
	Annex A to Hearing Aid Compatibility RF Emissions Test Report for the BlackBerry® Smartphone model RDM71UW		157 (300)
Author Data	Dates of Test	Report No	FCC ID
Daoud Attayi	Jan. 12-13, 2011	RTS-3640-1102-01	L6ARDM70UW

Date/Time: 1/12/2011 10:34:16 PM

Test Laboratory: RIM Testing Services

HAC_E_GSM850_low_chan_Slide_Open

DUT: BlackBerry Smartphone

Communication System: GSM 850; Frequency: 824.2 MHz; Duty Cycle: 1:8.3

Medium parameters used: $\sigma = 0$ mho/m, $\epsilon_r = 1$; $\rho = 1000$ kg/m³

Phantom section: RF Section

DASY4 Configuration:

- Probe: ER3DV6 - SN2285; ConvF(1, 1, 1); Calibrated: 3/8/2010
- Sensor-Surface: 0mm (Fix Surface) Sensor-Surface: (Fix Surface)
- Electronics: DAE3 Sn472; Calibrated: 5/17/2010
- Phantom: HAC RF Test Arch with AMCC; Type: SD HAC P01 BA;
- Measurement SW: DASY4, V4.7 Build 80; Postprocessing SW: SEMCAD, V1.8 Build 186

E Scan - ER3D - 2007: 15 mm from Probe Center to the Device/Hearing Aid Compatibility Test (11x11x1): Measurement grid: dx=5mm, dy=5mm

Probe Modulation Factor = 1.00

Device Reference Point: 0.000, 0.000, -6.30 mm

Reference Value = 71.8 V/m; Power Drift = 0.131 dB

Maximum value of Total (measured) = 57.5 V/m

E Scan - ER3D - 2007: 15 mm from Probe Center to the Device/Hearing Aid Compatibility Test (101x101x1): Measurement grid: dx=5mm, dy=5mm

Maximum value of peak Total field = 172.7 V/m

Probe Modulation Factor = 3.00

Author Data
Daoud Attayi

Dates of Test
Jan. 12-13, 2011

Report No
RTS-3640-1102-01

FCC ID
L6ARDM70UW

Device Reference Point: 0.000, 0.000, -6.30 mm

Reference Value = 71.8 V/m; Power Drift = 0.131 dB

Hearing Aid Near-Field Category: **M3 (AWF -5 dB)**

Peak E-field in V/m

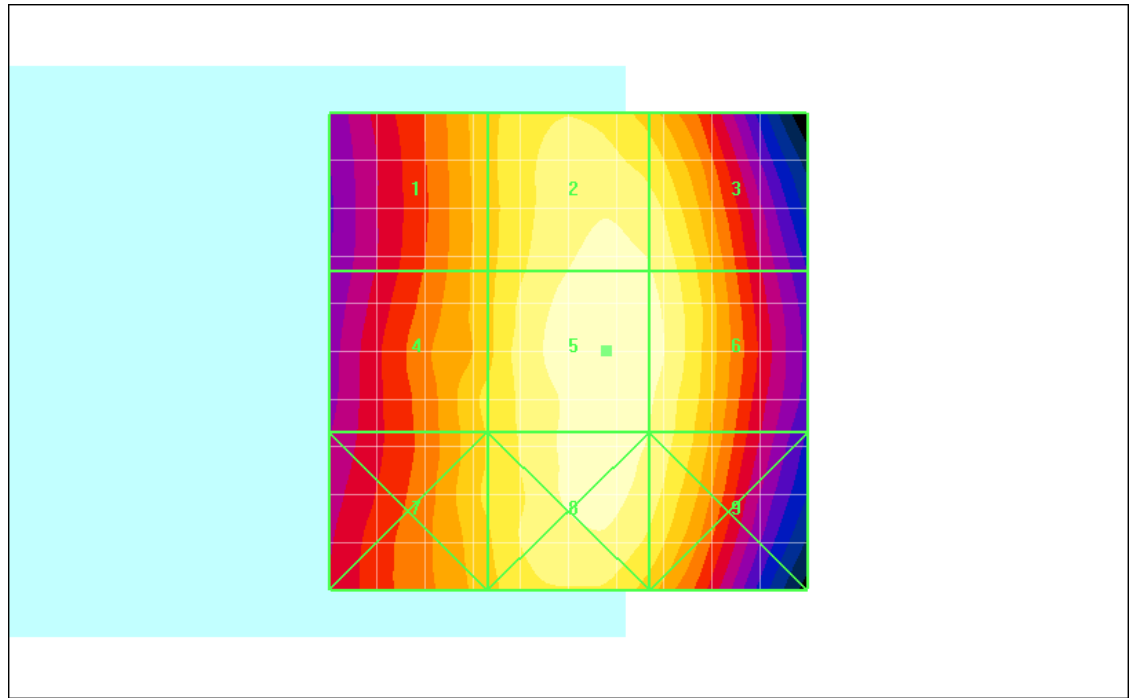
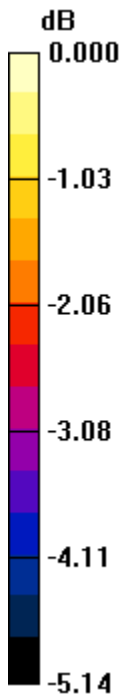
Grid 1 151.5 M3	Grid 2 168.7 M3	Grid 3 166.4 M3
Grid 4 154.9 M3	Grid 5 172.7 M3	Grid 6 169.3 M3
Grid 7 154.6 M3	Grid 8 169.6 M3	Grid 9 165.8 M3

Author Data
Daoud Attayi


Dates of Test
Jan. 12-13, 2011

Report No
RTS-3640-1102-01

FCC ID
L6ARDM70UW



0 dB = 172.7V/m

	Document Annex A to Hearing Aid Compatibility RF Emissions Test Report for the BlackBerry® Smartphone model RDM71UW		Page 160 (300)
	Author Data Daoud Attayi	Dates of Test Jan. 12-13, 2011	Report No RTS-3640-1102-01

Date/Time: 1/12/2011 10:40:53 PM

Test Laboratory: RIM Testing Services

HAC_E_GSM850_mid_chan_Slide_Open

DUT: BlackBerry Smartphone

Communication System: GSM 850; Frequency: 836.8 MHz; Duty Cycle: 1:8.3

Medium parameters used: $\sigma = 0$ mho/m, $\epsilon_r = 1$; $\rho = 1000$ kg/m³

Phantom section: RF Section

DASY4 Configuration:

- Probe: ER3DV6 - SN2285; ConvF(1, 1, 1); Calibrated: 3/8/2010
- Sensor-Surface: 0mm (Fix Surface) Sensor-Surface: (Fix Surface)
- Electronics: DAE3 Sn472; Calibrated: 5/17/2010
- Phantom: HAC RF Test Arch with AMCC; Type: SD HAC P01 BA;
- Measurement SW: DASY4, V4.7 Build 80; Postprocessing SW: SEMCAD, V1.8 Build 186

E Scan - ER3D - 2007: 15 mm from Probe Center to the Device/Hearing Aid Compatibility Test (11x11x1): Measurement grid: dx=5mm, dy=5mm

Probe Modulation Factor = 1.00

Device Reference Point: 0.000, 0.000, -6.30 mm

Reference Value = 84.6 V/m; Power Drift = -0.305 dB

Maximum value of Total (measured) = 65.1 V/m

E Scan - ER3D - 2007: 15 mm from Probe Center to the Device/Hearing Aid Compatibility Test (101x101x1): Measurement grid: dx=5mm, dy=5mm

Maximum value of peak Total field = 195.3 V/m

Probe Modulation Factor = 3.00



Author Data
Daoud Attayi

Dates of Test
Jan. 12-13, 2011

Report No
RTS-3640-1102-01

FCC ID
L6ARDM70UW

Device Reference Point: 0.000, 0.000, -6.30 mm

Reference Value = 84.6 V/m; Power Drift = -0.305 dB

Hearing Aid Near-Field Category: **M3 (AWF -5 dB)**

Peak E-field in V/m

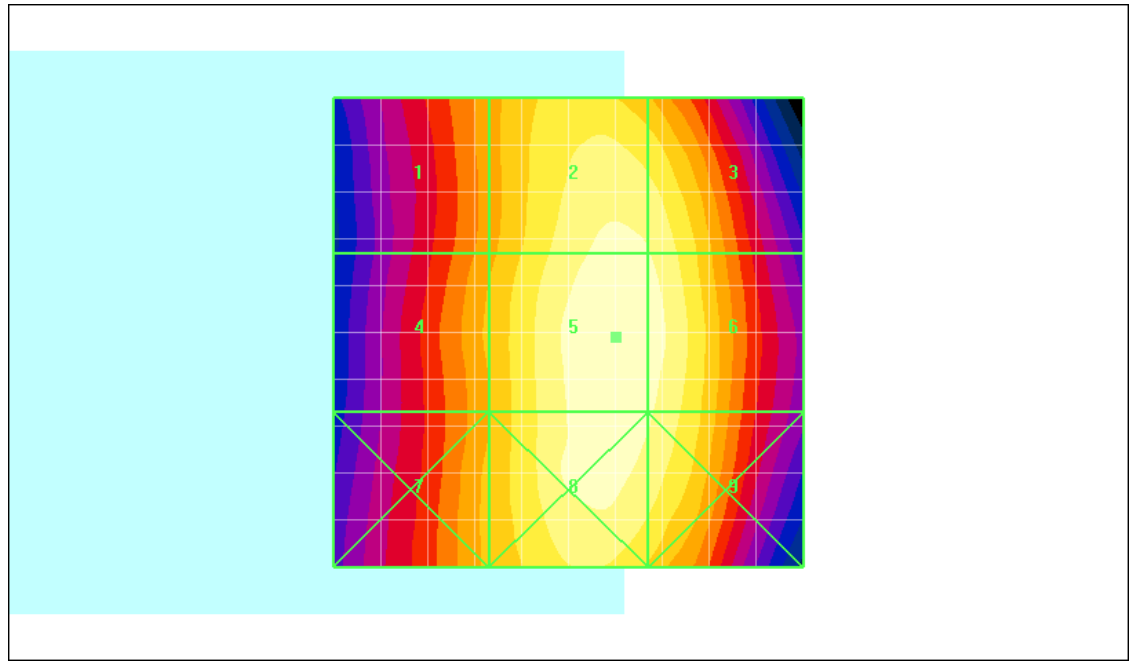
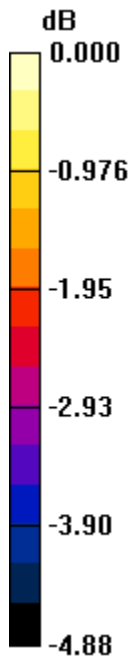
Grid 1 166.1 M3	Grid 2 190.4 M3	Grid 3 188.5 M3
Grid 4 169.7 M3	Grid 5 195.3 M3	Grid 6 192.2 M3
Grid 7 170.4 M3	Grid 8 192.3 M3	Grid 9 189.1 M3

Author Data
Daoud Attayi

Dates of Test
Jan. 12-13, 2011

Report No
RTS-3640-1102-01

FCC ID
L6ARDM70UW



0 dB = 195.3V/m

	Document		Page
	Annex A to Hearing Aid Compatibility RF Emissions Test Report for the BlackBerry® Smartphone model RDM71UW		163 (300)
Author Data	Dates of Test	Report No	FCC ID
Daoud Attayi	Jan. 12-13, 2011	RTS-3640-1102-01	L6ARDM70UW

Date/Time: 1/12/2011 10:45:44 PM

Test Laboratory: RIM Testing Services

HAC_E_GSM850_high_chan_Slide_Open

DUT: BlackBerry Smartphone

Communication System: GSM 850; Frequency: 848.8 MHz; Duty Cycle: 1:8.3

Medium parameters used: $\sigma = 0$ mho/m, $\epsilon_r = 1$; $\rho = 1000$ kg/m³

Phantom section: RF Section

DASY4 Configuration:

- Probe: ER3DV6 - SN2285; ConvF(1, 1, 1); Calibrated: 3/8/2010
- Sensor-Surface: 0mm (Fix Surface) Sensor-Surface: (Fix Surface)
- Electronics: DAE3 Sn472; Calibrated: 5/17/2010
- Phantom: HAC RF Test Arch with AMCC; Type: SD HAC P01 BA;
- Measurement SW: DASY4, V4.7 Build 80; Postprocessing SW: SEMCAD, V1.8 Build 186

E Scan - ER3D - 2007: 15 mm from Probe Center to the Device/Hearing Aid Compatibility Test (11x11x1): Measurement grid: dx=5mm, dy=5mm

Probe Modulation Factor = 1.00

Device Reference Point: 0.000, 0.000, -6.30 mm


Reference Value = 85.3 V/m; Power Drift = -0.041 dB

Maximum value of Total (measured) = 67.2 V/m

E Scan - ER3D - 2007: 15 mm from Probe Center to the Device/Hearing Aid Compatibility Test (101x101x1): Measurement grid: dx=5mm, dy=5mm

Maximum value of peak Total field = 201.6 V/m

Probe Modulation Factor = 3.00

	Document Annex A to Hearing Aid Compatibility RF Emissions Test Report for the BlackBerry® Smartphone model RDM71UW		Page 164 (300)
	Author Data Daoud Attayi	Dates of Test Jan. 12-13, 2011	Report No RTS-3640-1102-01

Device Reference Point: 0.000, 0.000, -6.30 mm

Reference Value = 85.3 V/m; Power Drift = -0.041 dB

Hearing Aid Near-Field Category: **M3 (AWF -5 dB)**

Peak E-field in V/m

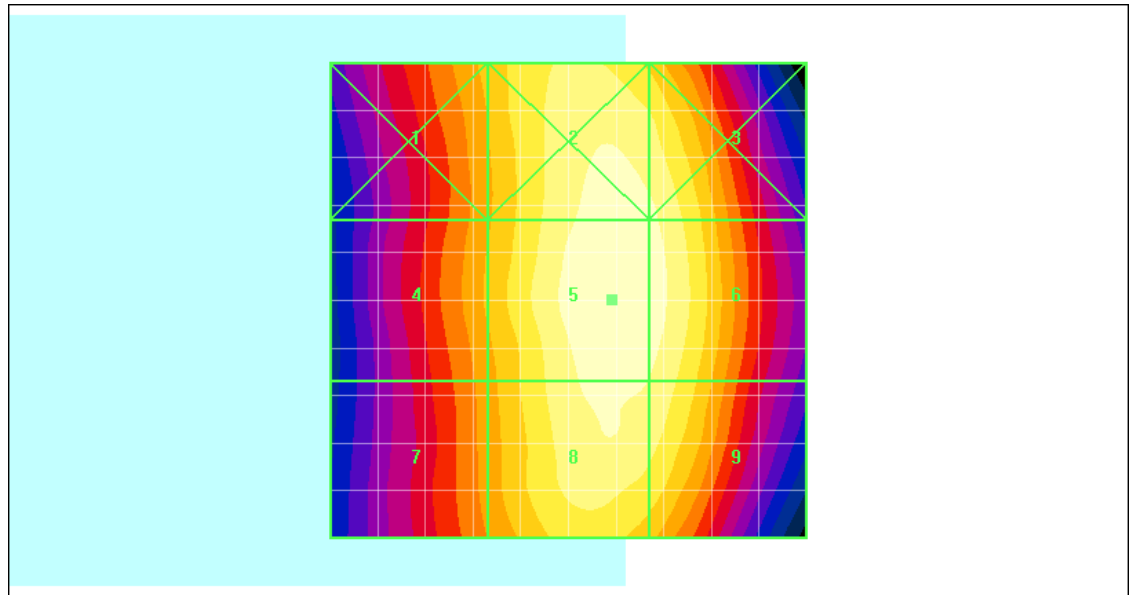
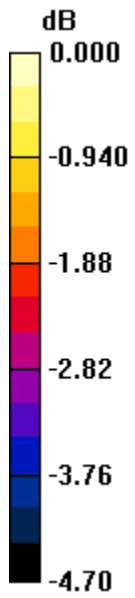
Grid 1 176.8 M3	Grid 2 198.4 M3	Grid 3 196.1 M3
Grid 4 175.8 M3	Grid 5 201.6 M3	Grid 6 198.6 M3
Grid 7 172.0 M3	Grid 8 196.4 M3	Grid 9 194.2 M3

Author Data
Daoud Attayi


Dates of Test
Jan. 12-13, 2011

Report No
RTS-3640-1102-01

FCC ID
L6ARDM70UW



0 dB = 201.6V/m

	Document		Page
	Annex A to Hearing Aid Compatibility RF Emissions Test Report for the BlackBerry® Smartphone model RDM71UW		166 (300)
Author Data	Dates of Test	Report No	FCC ID
Daoud Attayi	Jan. 12-13, 2011	RTS-3640-1102-01	L6ARDM70UW

Date/Time: 1/12/2011 10:50:20 PM

Test Laboratory: RIM Testing Services

HAC_E_GSM850_high_chan_Slide_Open_Telecoil

DUT: BlackBerry Smartphone

Communication System: GSM 850; Frequency: 848.8 MHz; Duty Cycle: 1:8.3

Medium parameters used: $\sigma = 0$ mho/m, $\epsilon_r = 1$; $\rho = 1000$ kg/m³

Phantom section: RF Section

DASY4 Configuration:

- Probe: ER3DV6 - SN2285; ConvF(1, 1, 1); Calibrated: 3/8/2010
- Sensor-Surface: 0mm (Fix Surface) Sensor-Surface: (Fix Surface)
- Electronics: DAE3 Sn472; Calibrated: 5/17/2010
- Phantom: HAC RF Test Arch with AMCC; Type: SD HAC P01 BA;
- Measurement SW: DASY4, V4.7 Build 80; Postprocessing SW: SEMCAD, V1.8 Build 186

E Scan - ER3D - 2007: 15 mm from Probe Center to the Device/Hearing Aid Compatibility Test (11x11x1): Measurement grid: dx=5mm, dy=5mm

Probe Modulation Factor = 1.00

Device Reference Point: 0.000, 0.000, -6.30 mm

Reference Value = 84.0 V/m; Power Drift = 0.049 dB

Maximum value of Total (measured) = 65.9 V/m

E Scan - ER3D - 2007: 15 mm from Probe Center to the Device/Hearing Aid Compatibility Test (101x101x1): Measurement grid: dx=5mm, dy=5mm

Maximum value of peak Total field = 198.4 V/m

Probe Modulation Factor = 3.00



Author Data
Daoud Attayi

Dates of Test
Jan. 12-13, 2011

Report No
RTS-3640-1102-01

FCC ID
L6ARDM70UW

Device Reference Point: 0.000, 0.000, -6.30 mm

Reference Value = 84.0 V/m; Power Drift = 0.049 dB

Hearing Aid Near-Field Category: **M3 (AWF -5 dB)**

Peak E-field in V/m

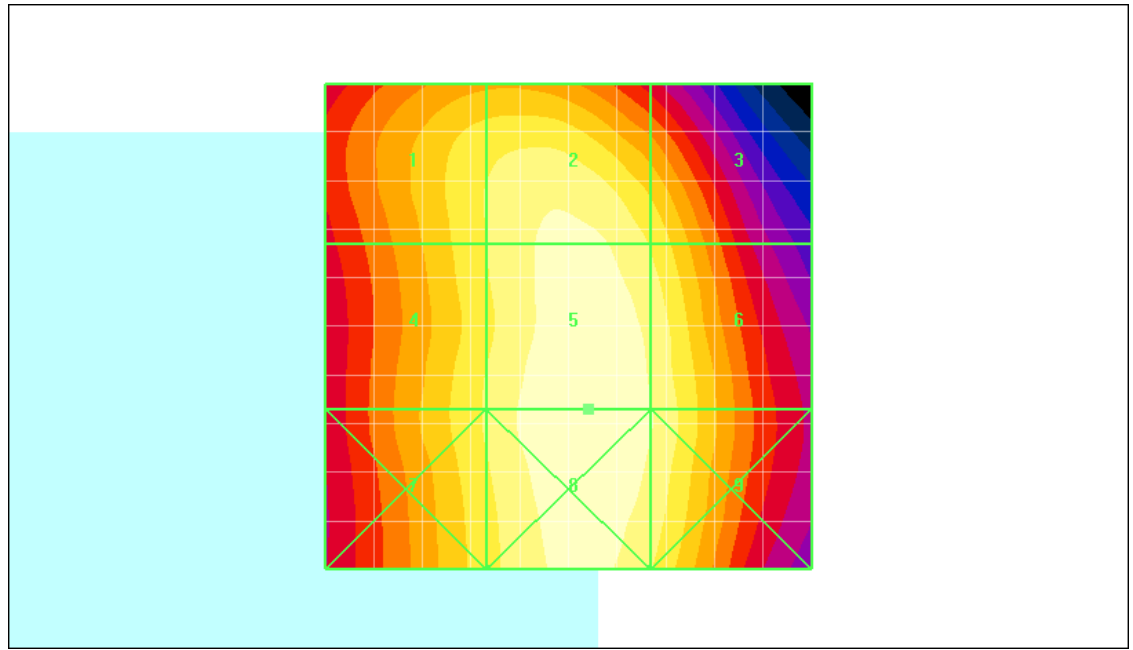
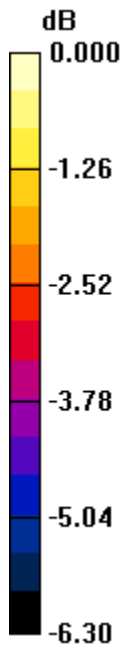
Grid 1 180.7 M3	Grid 2 191.5 M3	Grid 3 179.3 M3
Grid 4 181.2 M3	Grid 5 198.4 M3	Grid 6 189.4 M3
Grid 7 181.2 M3	Grid 8 198.4 M3	Grid 9 189.6 M3

Author Data
Daoud Attayi


Dates of Test
Jan. 12-13, 2011

Report No
RTS-3640-1102-01

FCC ID
L6ARDM70UW



0 dB = 198.4V/m

	Document		Page
	Annex A to Hearing Aid Compatibility RF Emissions Test Report for the BlackBerry® Smartphone model RDM71UW		169 (300)
Author Data	Dates of Test	Report No	FCC ID
Daoud Attayi	Jan. 12-13, 2011	RTS-3640-1102-01	L6ARDM70UW

Date/Time: 1/12/2011 11:50:16 PM

Test Laboratory: RIM Testing Services

HAC_E_UMTS_band_V_low_chan_Slide_Open

DUT: BlackBerry Smartphone;

Communication System: WCDMA FDD V; Frequency: 826.4 MHz; Duty Cycle: 1:1

Medium parameters used: $\sigma = 0$ mho/m, $\epsilon_r = 1$; $\rho = 1000$ kg/m³

Phantom section: RF Section

DASY4 Configuration:

- Probe: ER3DV6 - SN2285; ConvF(1, 1, 1); Calibrated: 3/8/2010
- Sensor-Surface: 0mm (Fix Surface)Sensor-Surface: (Fix Surface)
- Electronics: DAE3 Sn472; Calibrated: 5/17/2010
- Phantom: HAC RF Test Arch with AMCC; Type: SD HAC P01 BA;
- Measurement SW: DASY4, V4.7 Build 80; Postprocessing SW: SEMCAD, V1.8 Build 186

E Scan - ER3D - 2007: 15 mm from Probe Center to the Device/Hearing Aid Compatibility Test (11x11x1): Measurement grid: dx=5mm, dy=5mm

Probe Modulation Factor = 1.00

Device Reference Point: 0.000, 0.000, -6.30 mm


Reference Value = 72.0 V/m; Power Drift = -0.132 dB

Maximum value of Total (measured) = 57.3 V/m

E Scan - ER3D - 2007: 15 mm from Probe Center to the Device/Hearing Aid Compatibility Test (101x101x1): Measurement grid: dx=5mm, dy=5mm

Maximum value of peak Total field = 55.2 V/m

Probe Modulation Factor = 0.960

	Document		Page
	Annex A to Hearing Aid Compatibility RF Emissions Test Report for the BlackBerry® Smartphone model RDM71UW		170 (300)
Author Data Daoud Attayi	Dates of Test Jan. 12-13, 2011	Report No RTS-3640-1102-01	FCC ID L6ARDM70UW

Device Reference Point: 0.000, 0.000, -6.30 mm

Reference Value = 72.0 V/m; Power Drift = -0.132 dB

Hearing Aid Near-Field Category: **M4 (AWF 0 dB)**

Peak E-field in V/m

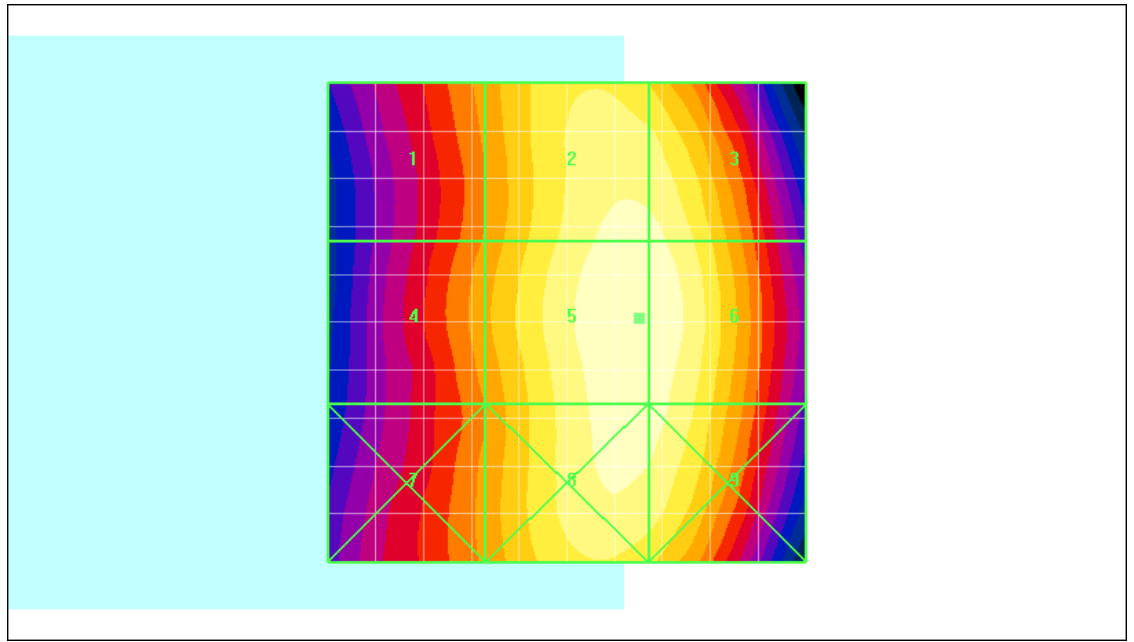
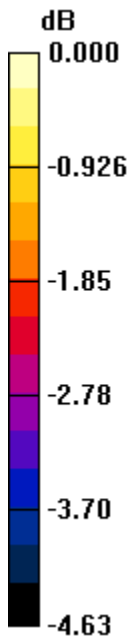
Grid 1 47.0 M4	Grid 2 54.1 M4	Grid 3 54.0 M4
Grid 4 47.5 M4	Grid 5 55.2 M4	Grid 6 55.1 M4
Grid 7 46.9 M4	Grid 8 54.3 M4	Grid 9 54.2 M4

Author Data
Daoud Attayi

Dates of Test
Jan. 12-13, 2011

Report No
RTS-3640-1102-01

FCC ID
L6ARDM70UW



0 dB = 55.2V/m

	Document Annex A to Hearing Aid Compatibility RF Emissions Test Report for the BlackBerry® Smartphone model RDM71UW		Page 172 (300)
	Author Data Daoud Attayi	Dates of Test Jan. 12-13, 2011	Report No RTS-3640-1102-01

Date/Time: 1/12/2011 11:56:17 PM

Test Laboratory: RIM Testing Services

HAC_E_UMTS_band_V_mid_chan_Slide_Open

DUT: BlackBerry Smartphone;

Communication System: WCDMA FDD V; Frequency: 836.4 MHz; Duty Cycle: 1:1

Medium parameters used: $\sigma = 0$ mho/m, $\epsilon_r = 1$; $\rho = 1000$ kg/m³

Phantom section: RF Section

DASY4 Configuration:

- Probe: ER3DV6 - SN2285; ConvF(1, 1, 1); Calibrated: 3/8/2010
- Sensor-Surface: 0mm (Fix Surface) Sensor-Surface: (Fix Surface)
- Electronics: DAE3 Sn472; Calibrated: 5/17/2010
- Phantom: HAC RF Test Arch with AMCC; Type: SD HAC P01 BA;
- Measurement SW: DASY4, V4.7 Build 80; Postprocessing SW: SEMCAD, V1.8 Build 186

E Scan - ER3D - 2007: 15 mm from Probe Center to the Device/Hearing Aid Compatibility Test (11x11x1): Measurement grid: dx=5mm, dy=5mm

Probe Modulation Factor = 1.00

Device Reference Point: 0.000, 0.000, -6.30 mm


Reference Value = 69.6 V/m; Power Drift = -0.167 dB

Maximum value of Total (measured) = 56.4 V/m

E Scan - ER3D - 2007: 15 mm from Probe Center to the Device/Hearing Aid Compatibility Test (101x101x1): Measurement grid: dx=5mm, dy=5mm

Maximum value of peak Total field = 54.6 V/m

Probe Modulation Factor = 0.960

	Document		Page
	Annex A to Hearing Aid Compatibility RF Emissions Test Report for the BlackBerry® Smartphone model RDM71UW		173 (300)
Author Data	Dates of Test	Report No	FCC ID
Daoud Attayi	Jan. 12-13, 2011	RTS-3640-1102-01	L6ARDM70UW

Device Reference Point: 0.000, 0.000, -6.30 mm

Reference Value = 69.6 V/m; Power Drift = -0.167 dB

Hearing Aid Near-Field Category: **M4 (AWF 0 dB)**

Peak E-field in V/m

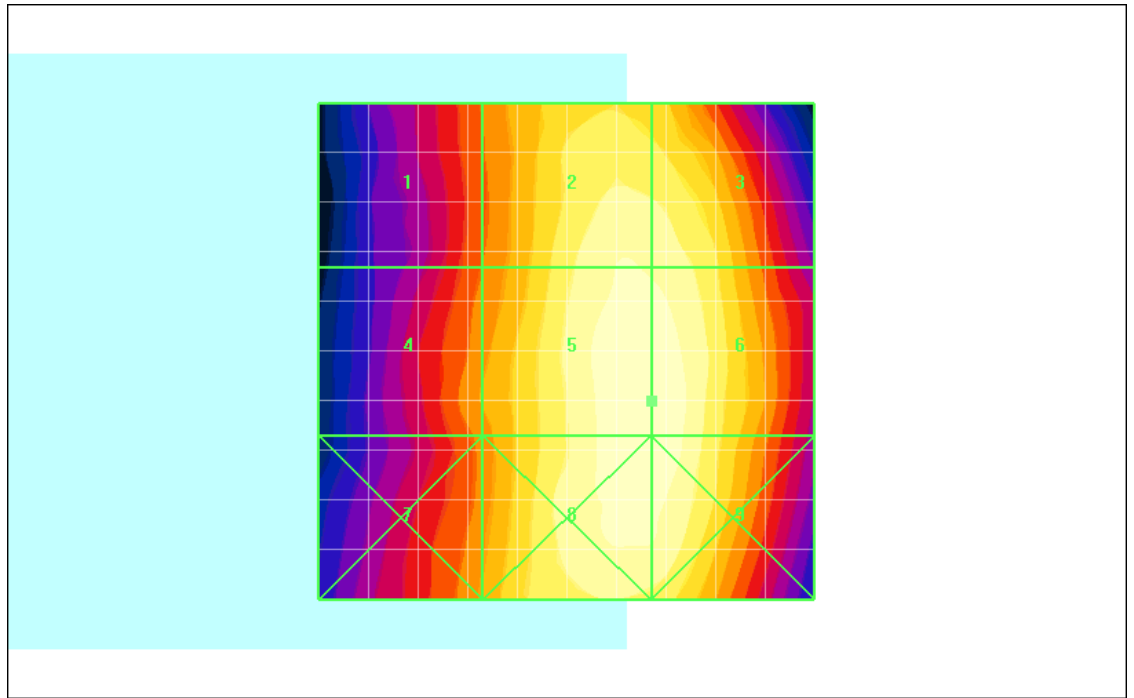
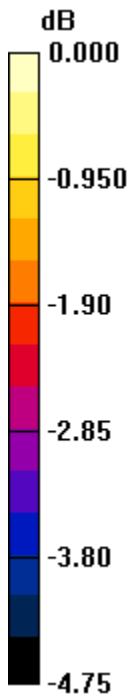
Grid 1	Grid 2	Grid 3
43.9 M4	52.8 M4	52.4 M4
Grid 4	Grid 5	Grid 6
45.7 M4	54.6 M4	54.6 M4
Grid 7	Grid 8	Grid 9
45.7 M4	54.3 M4	54.3 M4

Author Data
Daoud Attayi


Dates of Test
Jan. 12-13, 2011

Report No
RTS-3640-1102-01

FCC ID
L6ARDM70UW



0 dB = 54.6V/m

	Document		Page
	Annex A to Hearing Aid Compatibility RF Emissions Test Report for the BlackBerry® Smartphone model RDM71UW		175 (300)
Author Data	Dates of Test	Report No	FCC ID
Daoud Attayi	Jan. 12-13, 2011	RTS-3640-1102-01	L6ARDM70UW

Date/Time: 1/13/2011 12:00:49 AM

Test Laboratory: RIM Testing Services

HAC_E_UMTS_band_V_high_chan_Slide_Open

DUT: BlackBerry Smartphone;

Communication System: WCDMA FDD V; Frequency: 846.6 MHz; Duty Cycle: 1:1

Medium parameters used: $\sigma = 0$ mho/m, $\epsilon_r = 1$; $\rho = 1000$ kg/m³

Phantom section: RF Section

DASY4 Configuration:

- Probe: ER3DV6 - SN2285; ConvF(1, 1, 1); Calibrated: 3/8/2010
- Sensor-Surface: 0mm (Fix Surface) Sensor-Surface: (Fix Surface)
- Electronics: DAE3 Sn472; Calibrated: 5/17/2010
- Phantom: HAC RF Test Arch with AMCC; Type: SD HAC P01 BA;
- Measurement SW: DASY4, V4.7 Build 80; Postprocessing SW: SEMCAD, V1.8 Build 186

E Scan - ER3D - 2007: 15 mm from Probe Center to the Device/Hearing Aid Compatibility Test (11x11x1): Measurement grid: dx=5mm, dy=5mm

Probe Modulation Factor = 1.00

Device Reference Point: 0.000, 0.000, -6.30 mm


Reference Value = 78.2 V/m; Power Drift = 0.049 dB

Maximum value of Total (measured) = 63.6 V/m

E Scan - ER3D - 2007: 15 mm from Probe Center to the Device/Hearing Aid Compatibility Test (101x101x1): Measurement grid: dx=5mm, dy=5mm

Maximum value of peak Total field = 61.3 V/m

Probe Modulation Factor = 0.960

	Document Annex A to Hearing Aid Compatibility RF Emissions Test Report for the BlackBerry® Smartphone model RDM71UW		Page 176 (300)
	Author Data Daoud Attayi	Dates of Test Jan. 12-13, 2011	Report No RTS-3640-1102-01

Device Reference Point: 0.000, 0.000, -6.30 mm

Reference Value = 78.2 V/m; Power Drift = 0.049 dB

Hearing Aid Near-Field Category: **M4 (AWF 0 dB)**

Peak E-field in V/m

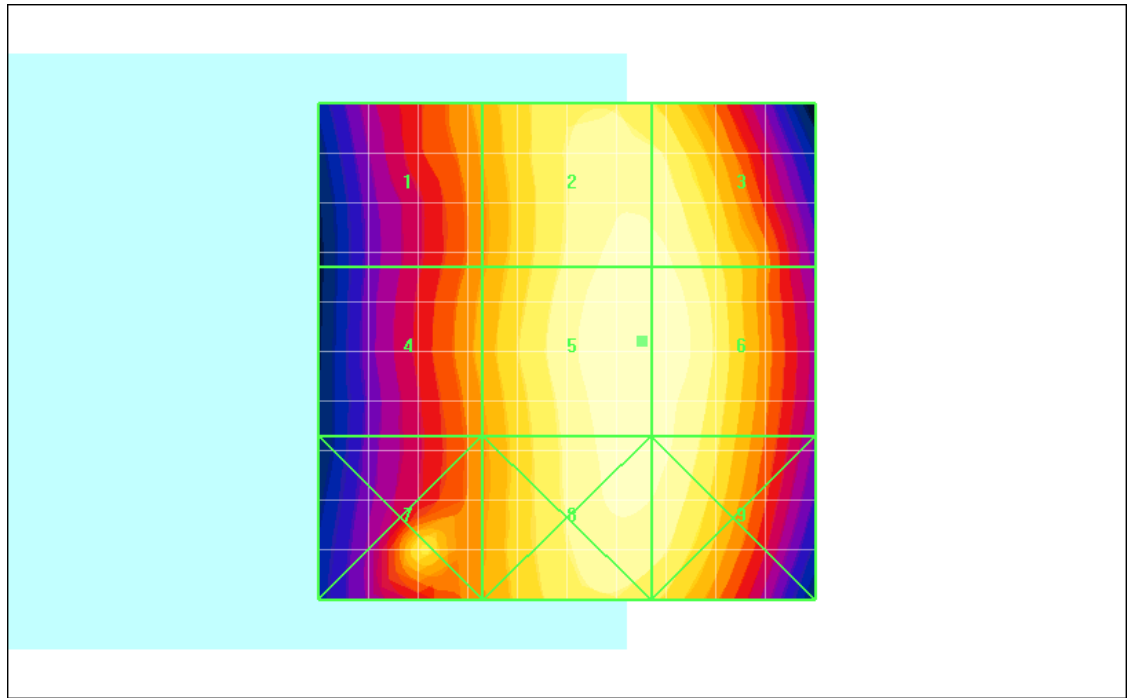
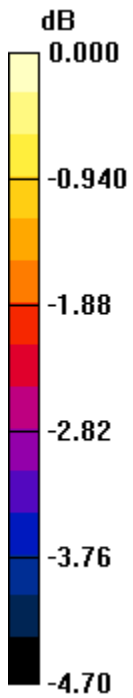
Grid 1 51.9 M4	Grid 2 60.2 M4	Grid 3 60.1 M4
Grid 4 51.9 M4	Grid 5 61.3 M4	Grid 6 61.3 M4
Grid 7 55.4 M4	Grid 8 60.2 M4	Grid 9 60.1 M4

Author Data
Daoud Attayi


Dates of Test
Jan. 12-13, 2011

Report No
RTS-3640-1102-01

FCC ID
L6ARDM70UW



0 dB = 61.3V/m

	Document		Page
	Annex A to Hearing Aid Compatibility RF Emissions Test Report for the BlackBerry® Smartphone model RDM71UW		178 (300)
Author Data	Dates of Test	Report No	FCC ID
Daoud Attayi	Jan. 12-13, 2011	RTS-3640-1102-01	L6ARDM70UW

Date/Time: 1/13/2011 12:06:02 AM

Test Laboratory: RIM Testing Services

HAC_E_UMTS_band_V_high_chan_Slide_Open_Telecoil

DUT: BlackBerry Smartphone;

Communication System: WCDMA FDD V; Frequency: 846.6 MHz; Duty Cycle: 1:1

Medium parameters used: $\sigma = 0$ mho/m, $\epsilon_r = 1$; $\rho = 1000$ kg/m³

Phantom section: RF Section

DASY4 Configuration:

- Probe: ER3DV6 - SN2285; ConvF(1, 1, 1); Calibrated: 3/8/2010
- Sensor-Surface: 0mm (Fix Surface)Sensor-Surface: (Fix Surface)
- Electronics: DAE3 Sn472; Calibrated: 5/17/2010
- Phantom: HAC RF Test Arch with AMCC; Type: SD HAC P01 BA;
- Measurement SW: DASY4, V4.7 Build 80; Postprocessing SW: SEMCAD, V1.8 Build 186

E Scan - ER3D - 2007: 15 mm from Probe Center to the Device/Hearing Aid Compatibility Test (11x11x1): Measurement grid: dx=5mm, dy=5mm

Probe Modulation Factor = 1.00

Device Reference Point: 0.000, 0.000, -6.30 mm

Reference Value = 79.4 V/m; Power Drift = 0.014 dB

Maximum value of Total (measured) = 72.6 V/m

E Scan - ER3D - 2007: 15 mm from Probe Center to the Device/Hearing Aid Compatibility Test (101x101x1): Measurement grid: dx=5mm, dy=5mm

Maximum value of peak Total field = 69.7 V/m

Probe Modulation Factor = 0.960

Device Reference Point: 0.000, 0.000, -6.30 mm

Reference Value = 79.4 V/m; Power Drift = 0.014 dB

Hearing Aid Near-Field Category: **M4 (AWF 0 dB)**

Peak E-field in V/m

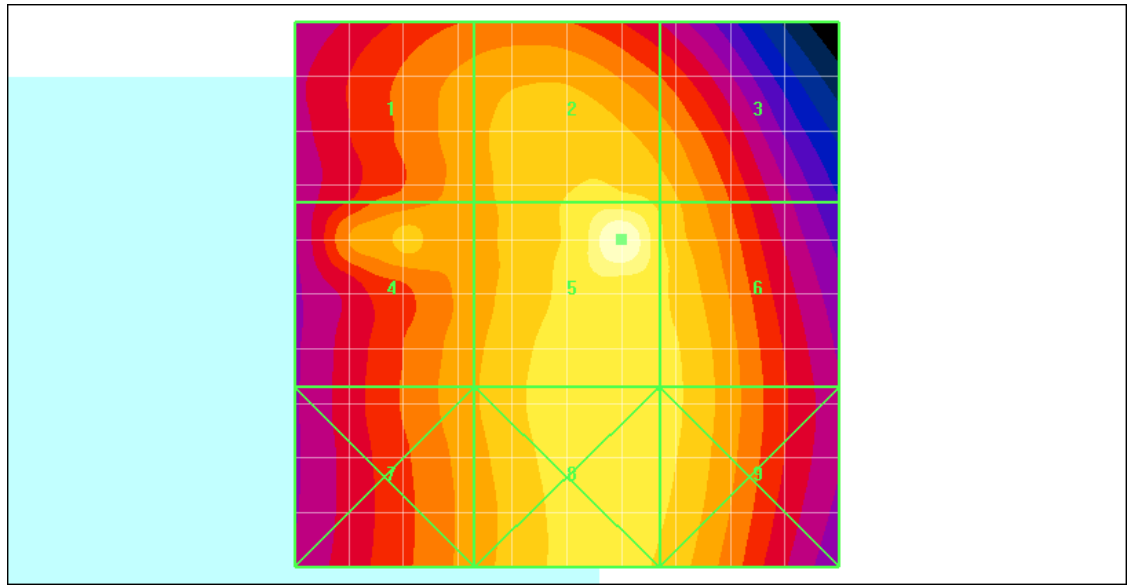
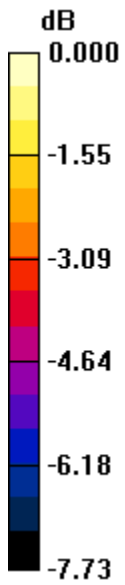
Grid 1 54.1 M4	Grid 2 60.5 M4	Grid 3 57.4 M4
Grid 4 56.3 M4	Grid 5 69.7 M4	Grid 6 60.2 M4
Grid 7 54.6 M4	Grid 8 61.6 M4	Grid 9 60.2 M4

Author Data
Daoud Attayi


Dates of Test
Jan. 12-13, 2011

Report No
RTS-3640-1102-01

FCC ID
L6ARDM70UW



0 dB = 69.7V/m

	Document		Page
	Annex A to Hearing Aid Compatibility RF Emissions Test Report for the BlackBerry® Smartphone model RDM71UW		181 (300)
Author Data	Dates of Test	Report No	FCC ID
Daoud Attayi	Jan. 12-13, 2011	RTS-3640-1102-01	L6ARDM70UW

Date/Time: 1/12/2011 11:07:21 PM

Test Laboratory: RIM Testing Services

HAC_E_GSM1900_low_chan_Slide_Open

DUT: BlackBerry Smartphone;

Communication System: GSM 1900; Frequency: 1850.2 MHz; Duty Cycle: 1:8.3

Medium parameters used: $\sigma = 0$ mho/m, $\epsilon_r = 1$; $\rho = 1000$ kg/m³

Phantom section: RF Section

DASY4 Configuration:

- Probe: ER3DV6 - SN2285; ConvF(1, 1, 1); Calibrated: 3/8/2010
- Sensor-Surface: 0mm (Fix Surface) Sensor-Surface: (Fix Surface)
- Electronics: DAE3 Sn472; Calibrated: 5/17/2010
- Phantom: HAC RF Test Arch with AMCC; Type: SD HAC P01 BA;
- Measurement SW: DASY4, V4.7 Build 80; Postprocessing SW: SEMCAD, V1.8 Build 186

E Scan - ER3D - 2007: 15 mm from Probe Center to the Device/Hearing Aid Compatibility Test (11x11x1): Measurement grid: dx=5mm, dy=5mm

Probe Modulation Factor = 1.00

Device Reference Point: 0.000, 0.000, -6.30 mm

Reference Value = 16.0 V/m; Power Drift = 0.004 dB

Maximum value of Total (measured) = 32.1 V/m

E Scan - ER3D - 2007: 15 mm from Probe Center to the Device/Hearing Aid Compatibility Test (101x101x1): Measurement grid: dx=5mm, dy=5mm

Maximum value of peak Total field = 71.5 V/m

Probe Modulation Factor = 2.61

Author Data
Daoud Attayi

Dates of Test
Jan. 12-13, 2011

Report No
RTS-3640-1102-01

FCC ID
L6ARDM70UW

Device Reference Point: 0.000, 0.000, -6.30 mm

Reference Value = 16.0 V/m; Power Drift = 0.004 dB

Hearing Aid Near-Field Category: **M3 (AWF -5 dB)**

Peak E-field in V/m

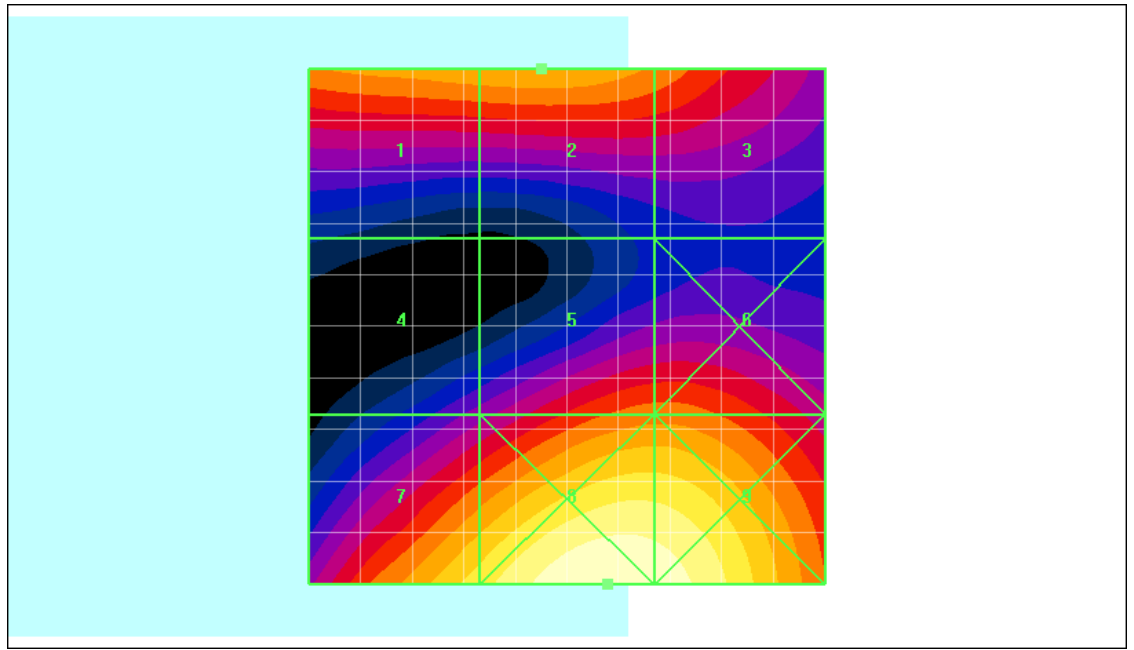
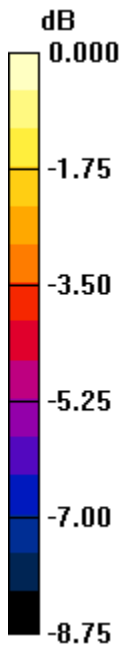
Grid 1 63.7 M3	Grid 2 64.3 M3	Grid 3 59.4 M3
Grid 4 44.5 M4	Grid 5 58.3 M3	Grid 6 58.3 M3
Grid 7 71.5 M3	Grid 8 84.0 M3	Grid 9 82.4 M3

Author Data
Daoud Attayi

Dates of Test
Jan. 12-13, 2011

Report No
RTS-3640-1102-01

FCC ID
L6ARDM70UW



0 dB = 84.0V/m

	Document		Page
	Annex A to Hearing Aid Compatibility RF Emissions Test Report for the BlackBerry® Smartphone model RDM71UW		184 (300)
Author Data	Dates of Test	Report No	FCC ID
Daoud Attayi	Jan. 12-13, 2011	RTS-3640-1102-01	L6ARDM70UW

Date/Time: 1/12/2011 11:13:03 PM

Test Laboratory: RIM Testing Services

HAC_E_GSM1900_mid_chan_Slide_Open

DUT: BlackBerry Smartphone;

Communication System: GSM 1900; Frequency: 1880 MHz; Duty Cycle: 1:8.3

Medium parameters used: $\sigma = 0$ mho/m, $\epsilon_r = 1$; $\rho = 1000$ kg/m³

Phantom section: RF Section

DASY4 Configuration:

- Probe: ER3DV6 - SN2285; ConvF(1, 1, 1); Calibrated: 3/8/2010
- Sensor-Surface: 0mm (Fix Surface)Sensor-Surface: (Fix Surface)
- Electronics: DAE3 Sn472; Calibrated: 5/17/2010
- Phantom: HAC RF Test Arch with AMCC; Type: SD HAC P01 BA;
- Measurement SW: DASY4, V4.7 Build 80; Postprocessing SW: SEMCAD, V1.8 Build 186

E Scan - ER3D - 2007: 15 mm from Probe Center to the Device/Hearing Aid Compatibility Test (11x11x1): Measurement grid: dx=5mm, dy=5mm

Probe Modulation Factor = 1.00

Device Reference Point: 0.000, 0.000, -6.30 mm


Reference Value = 18.5 V/m; Power Drift = -0.287 dB

Maximum value of Total (measured) = 27.7 V/m

E Scan - ER3D - 2007: 15 mm from Probe Center to the Device/Hearing Aid Compatibility Test (101x101x1): Measurement grid: dx=5mm, dy=5mm

Maximum value of peak Total field = 72.3 V/m

Probe Modulation Factor = 2.61

	Document		Page
	Annex A to Hearing Aid Compatibility RF Emissions Test Report for the BlackBerry® Smartphone model RDM71UW		185 (300)
Author Data Daoud Attayi	Dates of Test Jan. 12-13, 2011	Report No RTS-3640-1102-01	FCC ID L6ARDM70UW

Device Reference Point: 0.000, 0.000, -6.30 mm

Reference Value = 18.5 V/m; Power Drift = -0.287 dB

Hearing Aid Near-Field Category: **M3 (AWF -5 dB)**

Peak E-field in V/m

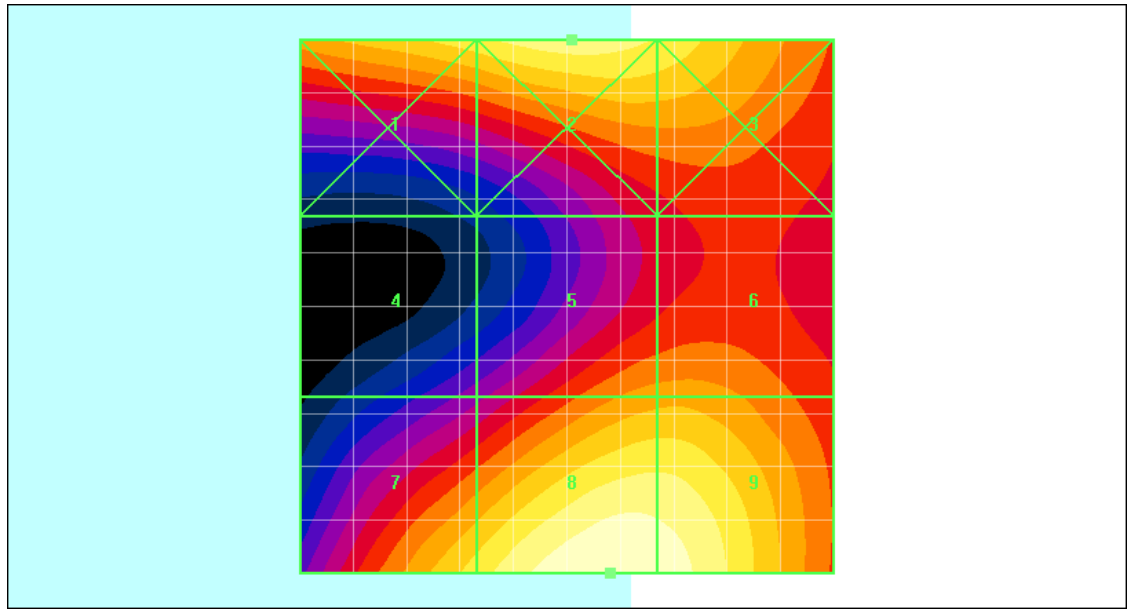
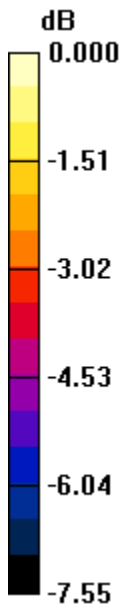
Grid 1 63.4 M3	Grid 2 67.0 M3	Grid 3 64.1 M3
Grid 4 42.2 M4	Grid 5 56.0 M3	Grid 6 56.3 M3
Grid 7 62.6 M3	Grid 8 72.3 M3	Grid 9 71.1 M3

Author Data
Daoud Attayi


Dates of Test
Jan. 12-13, 2011

Report No
RTS-3640-1102-01

FCC ID
L6ARDM70UW



0 dB = 72.3V/m

	Document		Page
	Annex A to Hearing Aid Compatibility RF Emissions Test Report for the BlackBerry® Smartphone model RDM71UW		187 (300)
Author Data	Dates of Test	Report No	FCC ID
Daoud Attayi	Jan. 12-13, 2011	RTS-3640-1102-01	L6ARDM70UW

Date/Time: 1/12/2011 11:18:03 PM

Test Laboratory: RIM Testing Services

HAC_E_GSM1900_high_chan_Slide_Open

DUT: BlackBerry Smartphone;

Communication System: GSM 1900; Frequency: 1909.8 MHz; Duty Cycle: 1:8.3

Medium parameters used: $\sigma = 0$ mho/m, $\epsilon_r = 1$; $\rho = 1000$ kg/m³

Phantom section: RF Section

DASY4 Configuration:

- Probe: ER3DV6 - SN2285; ConvF(1, 1, 1); Calibrated: 3/8/2010
- Sensor-Surface: 0mm (Fix Surface) Sensor-Surface: (Fix Surface)
- Electronics: DAE3 Sn472; Calibrated: 5/17/2010
- Phantom: HAC RF Test Arch with AMCC; Type: SD HAC P01 BA;
- Measurement SW: DASY4, V4.7 Build 80; Postprocessing SW: SEMCAD, V1.8 Build 186

E Scan - ER3D - 2007: 15 mm from Probe Center to the Device/Hearing Aid Compatibility Test (11x11x1): Measurement grid: dx=5mm, dy=5mm

Probe Modulation Factor = 1.00

Device Reference Point: 0.000, 0.000, -6.30 mm

Reference Value = 14.3 V/m; Power Drift = 0.027 dB

Maximum value of Total (measured) = 27.2 V/m

E Scan - ER3D - 2007: 15 mm from Probe Center to the Device/Hearing Aid Compatibility Test (101x101x1): Measurement grid: dx=5mm, dy=5mm

Maximum value of peak Total field = 59.6 V/m

Probe Modulation Factor = 2.61



Author Data
Daoud Attayi

Dates of Test
Jan. 12-13, 2011

Report No
RTS-3640-1102-01

FCC ID
L6ARDM70UW

Device Reference Point: 0.000, 0.000, -6.30 mm

Reference Value = 14.3 V/m; Power Drift = 0.027 dB

Hearing Aid Near-Field Category: **M3 (AWF -5 dB)**

Peak E-field in V/m

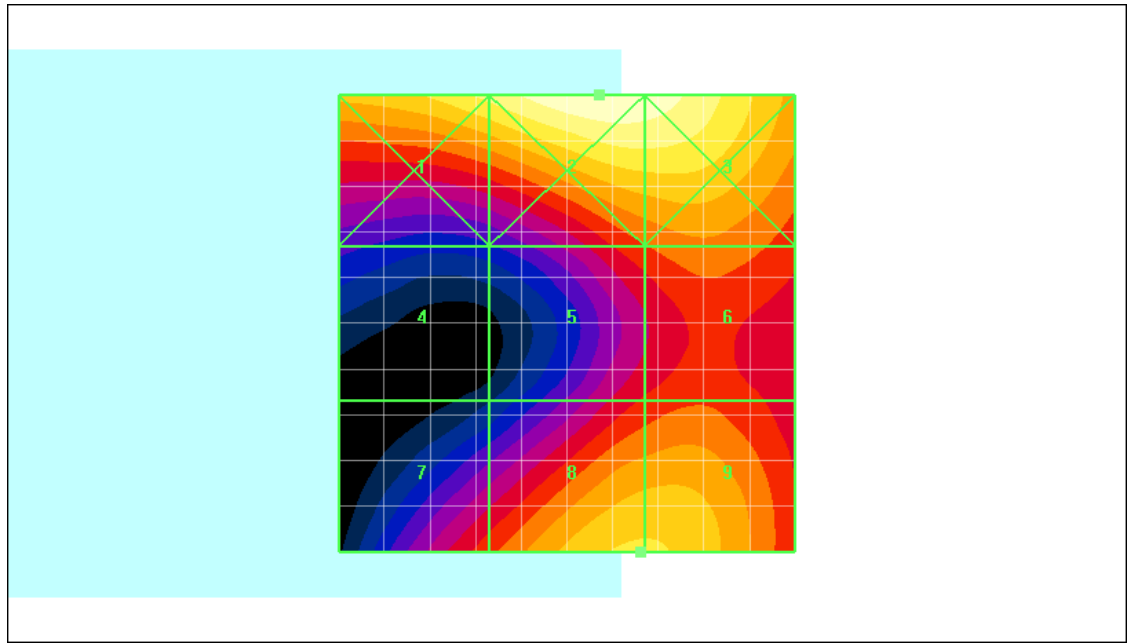
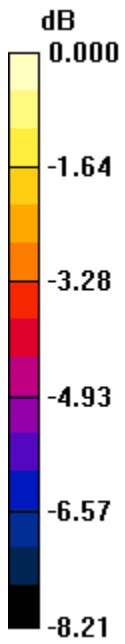
Grid 1 64.3 M3	Grid 2 71.2 M3	Grid 3 69.9 M3
Grid 4 36.5 M4	Grid 5 48.6 M3	Grid 6 51.3 M3
Grid 7 48.0 M3	Grid 8 59.6 M3	Grid 9 59.6 M3

Author Data
Daoud Attayi


Dates of Test
Jan. 12-13, 2011

Report No
RTS-3640-1102-01

FCC ID
L6ARDM70UW



0 dB = 71.2V/m

	Document		Page
	Annex A to Hearing Aid Compatibility RF Emissions Test Report for the BlackBerry® Smartphone model RDM71UW		190 (300)
Author Data	Dates of Test	Report No	FCC ID
Daoud Attayi	Jan. 12-13, 2011	RTS-3640-1102-01	L6ARDM70UW

Date/Time: 1/12/2011 11:23:16 PM

Test Laboratory: RIM Testing Services

HAC_E_GSM1900_mid_chan_Slide_Open_Telecoil

DUT: BlackBerry Smartphone;

Communication System: GSM 1900; Frequency: 1880 MHz; Duty Cycle: 1:8.3

Medium parameters used: $\sigma = 0$ mho/m, $\epsilon_r = 1$; $\rho = 1000$ kg/m³

Phantom section: RF Section

DASY4 Configuration:

- Probe: ER3DV6 - SN2285; ConvF(1, 1, 1); Calibrated: 3/8/2010
- Sensor-Surface: 0mm (Fix Surface) Sensor-Surface: (Fix Surface)
- Electronics: DAE3 Sn472; Calibrated: 5/17/2010
- Phantom: HAC RF Test Arch with AMCC; Type: SD HAC P01 BA;
- Measurement SW: DASY4, V4.7 Build 80; Postprocessing SW: SEMCAD, V1.8 Build 186

E Scan - ER3D - 2007: 15 mm from Probe Center to the Device/Hearing Aid Compatibility Test (11x11x1): Measurement grid: dx=5mm, dy=5mm

Probe Modulation Factor = 1.00

Device Reference Point: 0.000, 0.000, -6.30 mm


Reference Value = 18.0 V/m; Power Drift = -0.179 dB

Maximum value of Total (measured) = 28.9 V/m

E Scan - ER3D - 2007: 15 mm from Probe Center to the Device/Hearing Aid Compatibility Test (101x101x1): Measurement grid: dx=5mm, dy=5mm

Maximum value of peak Total field = 64.1 V/m

Probe Modulation Factor = 2.61

	Document Annex A to Hearing Aid Compatibility RF Emissions Test Report for the BlackBerry® Smartphone model RDM71UW		Page 191 (300)
	Author Data Daoud Attayi	Dates of Test Jan. 12-13, 2011	Report No RTS-3640-1102-01

Device Reference Point: 0.000, 0.000, -6.30 mm

Reference Value = 18.0 V/m; Power Drift = -0.179 dB

Hearing Aid Near-Field Category: **M3 (AWF -5 dB)**

Peak E-field in V/m

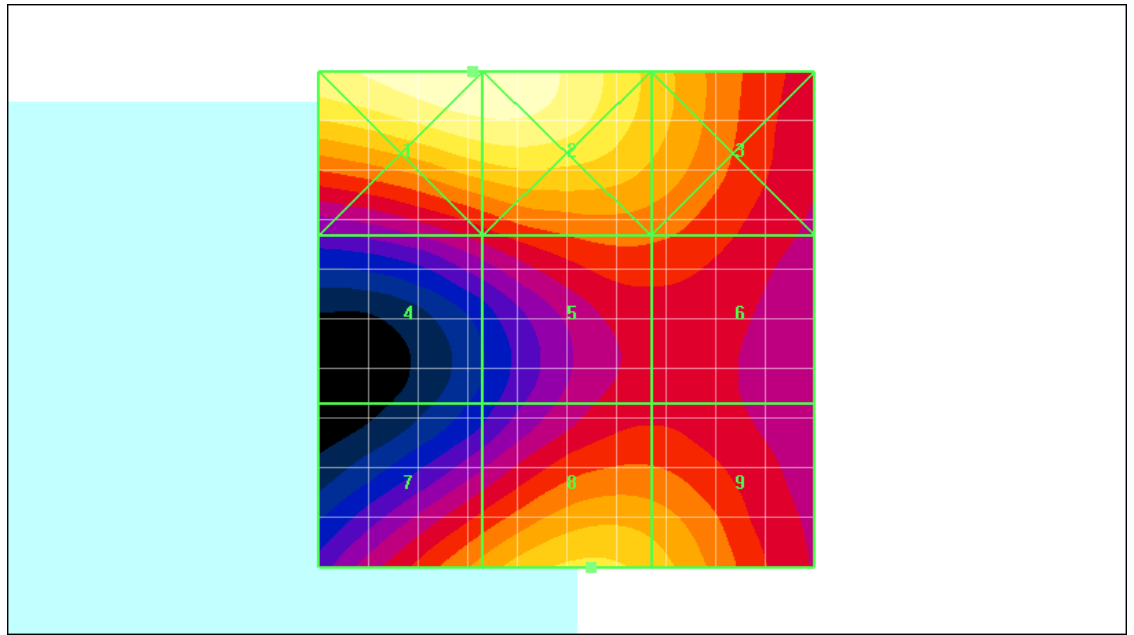
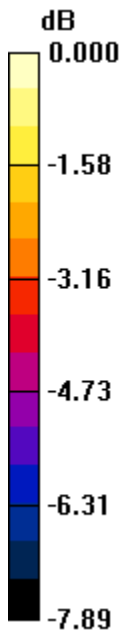
Grid 1 75.6 M3	Grid 2 75.5 M3	Grid 3 61.9 M3
Grid 4 48.1 M3	Grid 5 53.7 M3	Grid 6 53.3 M3
Grid 7 57.4 M3	Grid 8 64.1 M3	Grid 9 61.5 M3

Author Data
Daoud Attayi

Dates of Test
Jan. 12-13, 2011

Report No
RTS-3640-1102-01

FCC ID
L6ARDM70UW



0 dB = 75.6V/m

	Document		Page
	Annex A to Hearing Aid Compatibility RF Emissions Test Report for the BlackBerry® Smartphone model RDM71UW		193 (300)
Author Data	Dates of Test	Report No	FCC ID
Daoud Attayi	Jan. 12-13, 2011	RTS-3640-1102-01	L6ARDM70UW

Date/Time: 1/12/2011 11:29:21 PM

Test Laboratory: RIM Testing Services

HAC_E_UMTS_band_II_low_chan_Slide_Open

DUT: BlackBerry Smartphone;

Communication System: WCDMA FDD II; Frequency: 1852.4 MHz; Duty Cycle: 1:1

Medium parameters used: $\sigma = 0$ mho/m, $\epsilon_r = 1$; $\rho = 1000$ kg/m³

Phantom section: RF Section

DASY4 Configuration:

- Probe: ER3DV6 - SN2285; ConvF(1, 1, 1); Calibrated: 3/8/2010
- Sensor-Surface: 0mm (Fix Surface) Sensor-Surface: (Fix Surface)
- Electronics: DAE3 Sn472; Calibrated: 5/17/2010
- Phantom: HAC RF Test Arch with AMCC; Type: SD HAC P01 BA;
- Measurement SW: DASY4, V4.7 Build 80; Postprocessing SW: SEMCAD, V1.8 Build 186

E Scan - ER3D - 2007: 15 mm from Probe Center to the Device/Hearing Aid Compatibility Test (11x11x1): Measurement grid: dx=5mm, dy=5mm

Probe Modulation Factor = 1.00

Device Reference Point: 0.000, 0.000, -6.30 mm


Reference Value = 19.3 V/m; Power Drift = -0.609 dB

Maximum value of Total (measured) = 38.6 V/m

E Scan - ER3D - 2007: 15 mm from Probe Center to the Device/Hearing Aid Compatibility Test (101x101x1): Measurement grid: dx=5mm, dy=5mm

Maximum value of peak Total field = 31.4 V/m

Probe Modulation Factor = 0.900

	Document		Page
	Annex A to Hearing Aid Compatibility RF Emissions Test Report for the BlackBerry® Smartphone model RDM71UW		194 (300)
Author Data	Dates of Test	Report No	FCC ID
Daoud Attayi	Jan. 12-13, 2011	RTS-3640-1102-01	L6ARDM70UW

Device Reference Point: 0.000, 0.000, -6.30 mm

Reference Value = 19.3 V/m; Power Drift = -0.609 dB

Hearing Aid Near-Field Category: **M4 (AWF 0 dB)**

Peak E-field in V/m

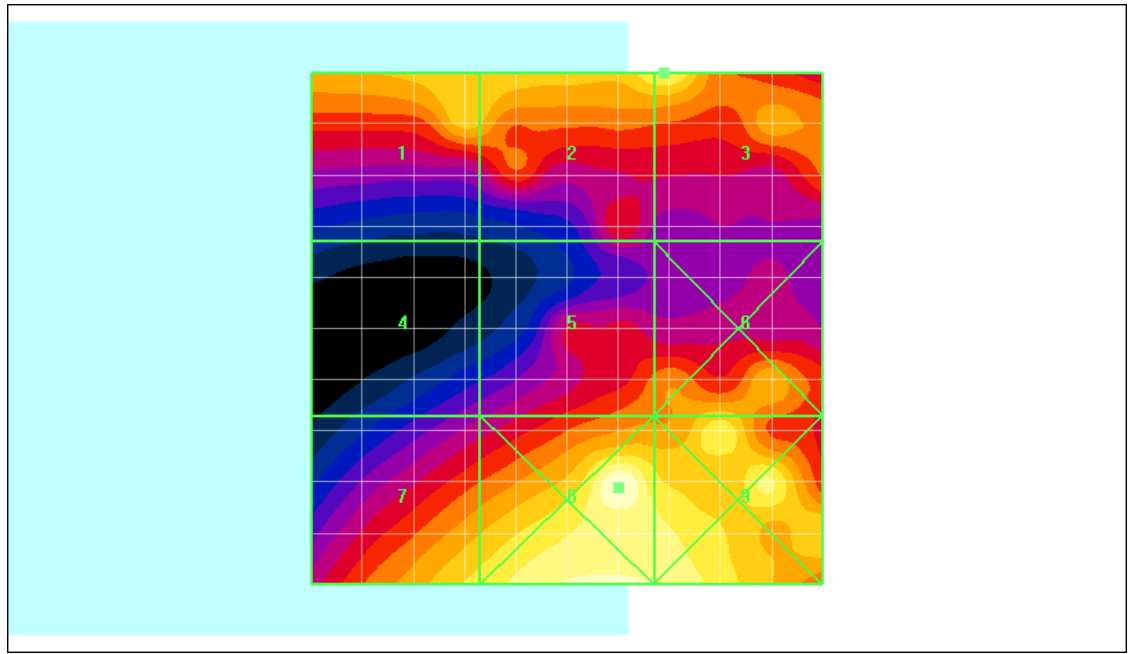
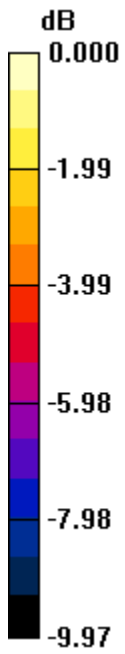
Grid 1	Grid 2	Grid 3
27.8 M4	30.9 M4	31.4 M4
Grid 4	Grid 5	Grid 6
17.5 M4	23.7 M4	27.1 M4
Grid 7	Grid 8	Grid 9
29.0 M4	35.2 M4	32.7 M4

Author Data
Daoud Attayi


Dates of Test
Jan. 12-13, 2011

Report No
RTS-3640-1102-01

FCC ID
L6ARDM70UW



0 dB = 35.2V/m

	Document		Page
	Annex A to Hearing Aid Compatibility RF Emissions Test Report for the BlackBerry® Smartphone model RDM71UW		196 (300)
Author Data	Dates of Test	Report No	FCC ID
Daoud Attayi	Jan. 12-13, 2011	RTS-3640-1102-01	L6ARDM70UW

Date/Time: 1/12/2011 11:34:33 PM

Test Laboratory: RIM Testing Services

HAC_E_UMTS_band_II_mid_chan_Slide_Open

DUT: BlackBerry Smartphone;

Communication System: WCDMA FDD II; Frequency: 1880 MHz; Duty Cycle: 1:1

Medium parameters used: $\sigma = 0$ mho/m, $\epsilon_r = 1$; $\rho = 1000$ kg/m³

Phantom section: RF Section

DASY4 Configuration:

- Probe: ER3DV6 - SN2285; ConvF(1, 1, 1); Calibrated: 3/8/2010
- Sensor-Surface: 0mm (Fix Surface) Sensor-Surface: (Fix Surface)
- Electronics: DAE3 Sn472; Calibrated: 5/17/2010
- Phantom: HAC RF Test Arch with AMCC; Type: SD HAC P01 BA;
- Measurement SW: DASY4, V4.7 Build 80; Postprocessing SW: SEMCAD, V1.8 Build 186

E Scan - ER3D - 2007: 15 mm from Probe Center to the Device/Hearing Aid Compatibility Test (11x11x1): Measurement grid: dx=5mm, dy=5mm

Probe Modulation Factor = 1.00

Device Reference Point: 0.000, 0.000, -6.30 mm


Reference Value = 22.2 V/m; Power Drift = -0.027 dB

Maximum value of Total (measured) = 36.4 V/m

E Scan - ER3D - 2007: 15 mm from Probe Center to the Device/Hearing Aid Compatibility Test (101x101x1): Measurement grid: dx=5mm, dy=5mm

Maximum value of peak Total field = 32.7 V/m

Probe Modulation Factor = 0.900

	Document Annex A to Hearing Aid Compatibility RF Emissions Test Report for the BlackBerry® Smartphone model RDM71UW		Page 197 (300)
	Author Data Daoud Attayi	Dates of Test Jan. 12-13, 2011	Report No RTS-3640-1102-01

Device Reference Point: 0.000, 0.000, -6.30 mm

Reference Value = 22.2 V/m; Power Drift = -0.027 dB

Hearing Aid Near-Field Category: **M4 (AWF 0 dB)**

Peak E-field in V/m

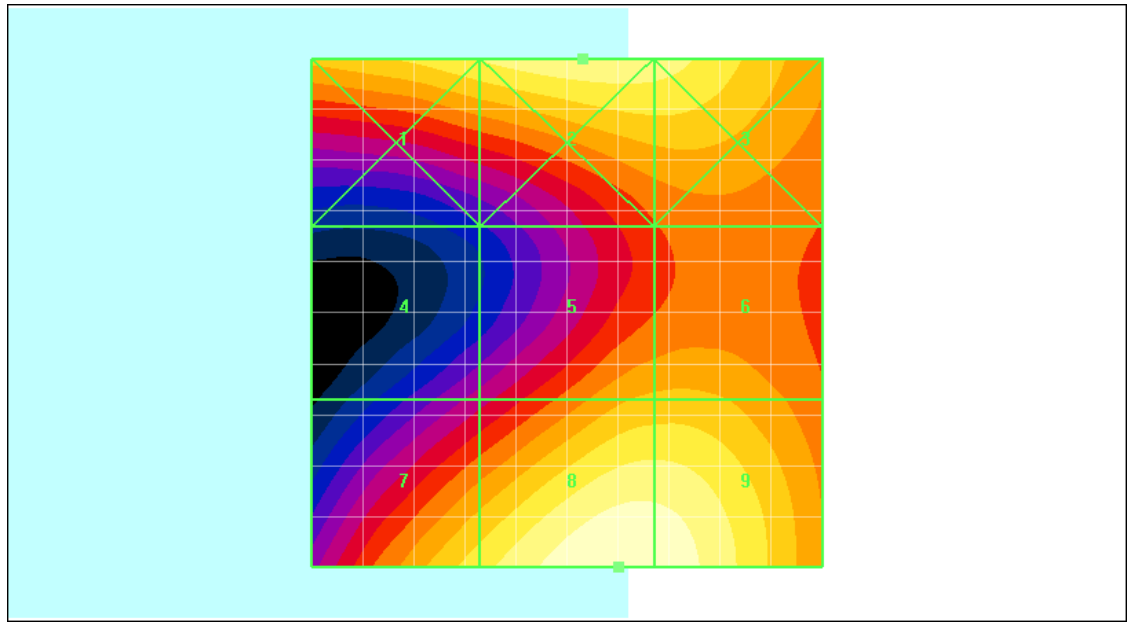
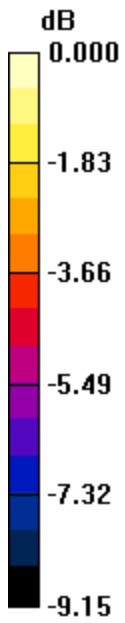
Grid 1 28.6 M4	Grid 2 30.3 M4	Grid 3 29.6 M4
Grid 4 18.1 M4	Grid 5 25.1 M4	Grid 6 25.3 M4
Grid 7 27.7 M4	Grid 8 32.7 M4	Grid 9 32.3 M4

Author Data
Daoud Attayi

Dates of Test
Jan. 12-13, 2011

Report No
RTS-3640-1102-01

FCC ID
L6ARDM70UW



0 dB = 32.7V/m

	Document		Page
	Annex A to Hearing Aid Compatibility RF Emissions Test Report for the BlackBerry® Smartphone model RDM71UW		199 (300)
Author Data	Dates of Test	Report No	FCC ID
Daoud Attayi	Jan. 12-13, 2011	RTS-3640-1102-01	L6ARDM70UW

Date/Time: 1/12/2011 11:39:34 PM

Test Laboratory: RIM Testing Services

HAC_E_UMTS_band_II_high_chan_Slide_Open

DUT: BlackBerry Smartphone;

Communication System: WCDMA FDD II; Frequency: 1907.6 MHz; Duty Cycle: 1:1

Medium parameters used: $\sigma = 0$ mho/m, $\epsilon_r = 1$; $\rho = 1000$ kg/m³

Phantom section: RF Section

DASY4 Configuration:

- Probe: ER3DV6 - SN2285; ConvF(1, 1, 1); Calibrated: 3/8/2010
- Sensor-Surface: 0mm (Fix Surface)Sensor-Surface: (Fix Surface)
- Electronics: DAE3 Sn472; Calibrated: 5/17/2010
- Phantom: HAC RF Test Arch with AMCC; Type: SD HAC P01 BA;
- Measurement SW: DASY4, V4.7 Build 80; Postprocessing SW: SEMCAD, V1.8 Build 186

E Scan - ER3D - 2007: 15 mm from Probe Center to the Device/Hearing Aid Compatibility Test (11x11x1): Measurement grid: dx=5mm, dy=5mm

Probe Modulation Factor = 1.00

Device Reference Point: 0.000, 0.000, -6.30 mm


Reference Value = 20.9 V/m; Power Drift = 0.082 dB

Maximum value of Total (measured) = 40.1 V/m

E Scan - ER3D - 2007: 15 mm from Probe Center to the Device/Hearing Aid Compatibility Test (101x101x1): Measurement grid: dx=5mm, dy=5mm

Maximum value of peak Total field = 31.6 V/m

Probe Modulation Factor = 0.900

	Document Annex A to Hearing Aid Compatibility RF Emissions Test Report for the BlackBerry® Smartphone model RDM71UW		Page 200 (300)
	Author Data Daoud Attayi	Dates of Test Jan. 12-13, 2011	Report No RTS-3640-1102-01

Device Reference Point: 0.000, 0.000, -6.30 mm

Reference Value = 20.9 V/m; Power Drift = 0.082 dB

Hearing Aid Near-Field Category: **M4 (AWF 0 dB)**

Peak E-field in V/m

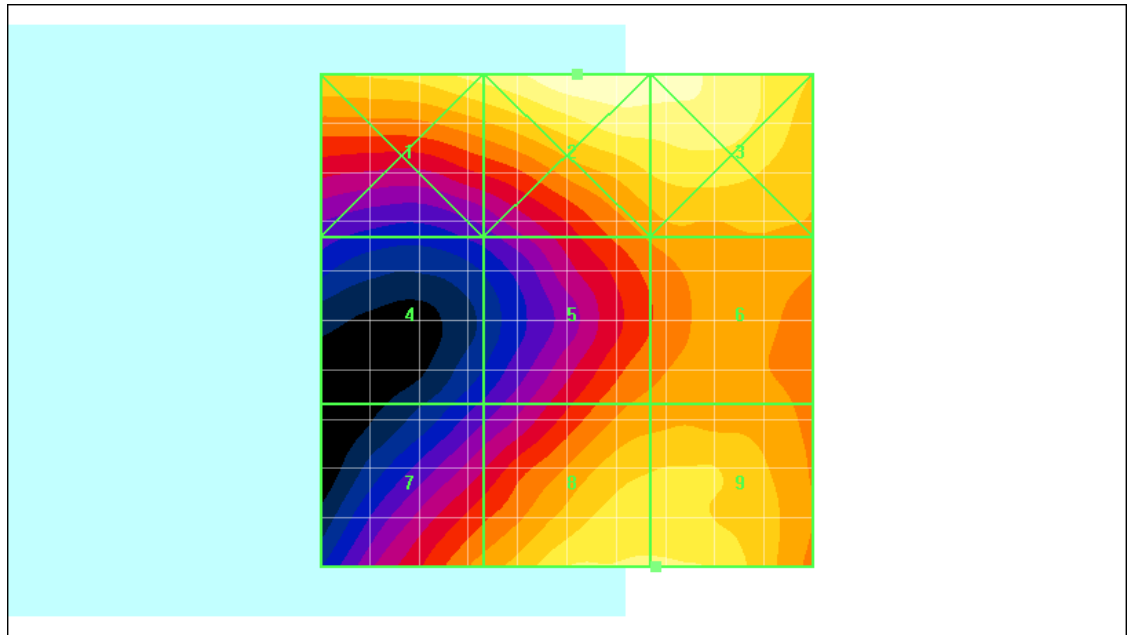
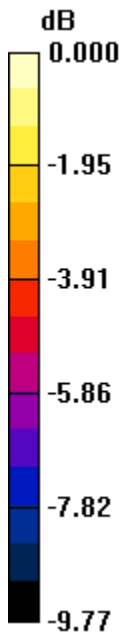
Grid 1 32.4 M4	Grid 2 36.2 M4	Grid 3 35.5 M4
Grid 4 16.5 M4	Grid 5 25.5 M4	Grid 6 26.7 M4
Grid 7 25.9 M4	Grid 8 31.6 M4	Grid 9 31.6 M4

Author Data
Daoud Attayi


Dates of Test
Jan. 12-13, 2011

Report No
RTS-3640-1102-01

FCC ID
L6ARDM70UW



0 dB = 36.2V/m

	Document Annex A to Hearing Aid Compatibility RF Emissions Test Report for the BlackBerry® Smartphone model RDM71UW		Page 202 (300)
	Author Data Daoud Attayi	Dates of Test Jan. 12-13, 2011	Report No RTS-3640-1102-01

Date/Time: 1/12/2011 11:44:53 PM

Test Laboratory: RIM Testing Services

HAC_E_UMTS_band_II_mid_chan_Slide_Open_Telecoil

DUT: BlackBerry Smartphone;

Communication System: WCDMA FDD II; Frequency: 1880 MHz; Duty Cycle: 1:1

Medium parameters used: $\sigma = 0$ mho/m, $\epsilon_r = 1$; $\rho = 1000$ kg/m³

Phantom section: RF Section

DASY4 Configuration:

- Probe: ER3DV6 - SN2285; ConvF(1, 1, 1); Calibrated: 3/8/2010
- Sensor-Surface: 0mm (Fix Surface) Sensor-Surface: (Fix Surface)
- Electronics: DAE3 Sn472; Calibrated: 5/17/2010
- Phantom: HAC RF Test Arch with AMCC; Type: SD HAC P01 BA;
- Measurement SW: DASY4, V4.7 Build 80; Postprocessing SW: SEMCAD, V1.8 Build 186

E Scan - ER3D - 2007: 15 mm from Probe Center to the Device/Hearing Aid Compatibility Test (11x11x1): Measurement grid: dx=5mm, dy=5mm

Probe Modulation Factor = 1.00

Device Reference Point: 0.000, 0.000, -6.30 mm


Reference Value = 23.8 V/m; Power Drift = -0.628 dB

Maximum value of Total (measured) = 39.7 V/m

E Scan - ER3D - 2007: 15 mm from Probe Center to the Device/Hearing Aid Compatibility Test (101x101x1): Measurement grid: dx=5mm, dy=5mm

Maximum value of peak Total field = 29.7 V/m

Probe Modulation Factor = 0.900

	Document Annex A to Hearing Aid Compatibility RF Emissions Test Report for the BlackBerry® Smartphone model RDM71UW		Page 203 (300)
	Author Data Daoud Attayi	Dates of Test Jan. 12-13, 2011	Report No RTS-3640-1102-01

Device Reference Point: 0.000, 0.000, -6.30 mm

Reference Value = 23.8 V/m; Power Drift = -0.628 dB

Hearing Aid Near-Field Category: **M4 (AWF 0 dB)**

Peak E-field in V/m

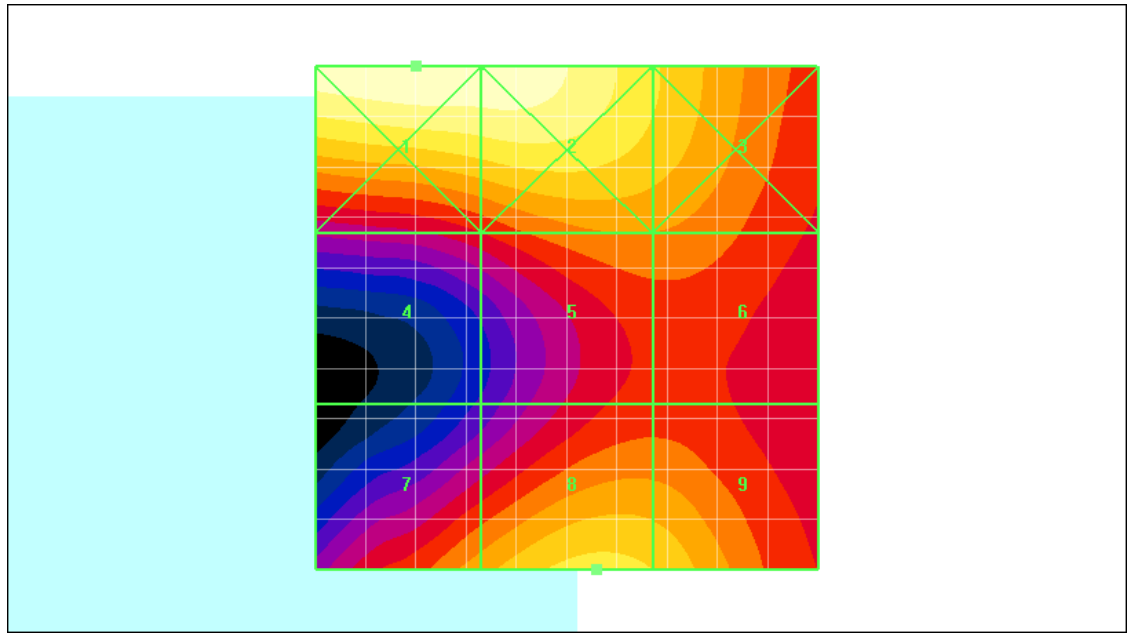
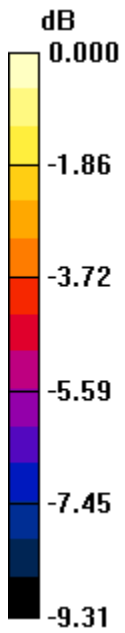
Grid 1 35.7 M4	Grid 2 35.0 M4	Grid 3 29.2 M4
Grid 4 21.7 M4	Grid 5 25.1 M4	Grid 6 25.0 M4
Grid 7 26.2 M4	Grid 8 29.7 M4	Grid 9 28.9 M4

Author Data
Daoud Attayi

Dates of Test
Jan. 12-13, 2011

Report No
RTS-3640-1102-01

FCC ID
L6ARDM70UW



0 dB = 35.7V/m

	Document		Page
	Annex A to Hearing Aid Compatibility RF Emissions Test Report for the BlackBerry® Smartphone model RDM71UW		205 (300)
Author Data	Dates of Test	Report No	FCC ID
Daoud Attayi	Jan. 12-13, 2011	RTS-3640-1102-01	L6ARDM70UW

Date/Time: 1/12/2011 9:59:22 PM

Test Laboratory: RIM Testing Services

HAC_H_GSM850_low_chan

DUT: BlackBerry Smartphone;

Communication System: GSM 850; Frequency: 824.2 MHz; Duty Cycle: 1:8.3

Medium parameters used: $\sigma = 0$ mho/m, $\epsilon_r = 1$; $\rho = 1$ kg/m³

Phantom section: RF Section

DASY4 Configuration:

- Probe: H3DV6 - SN6168; ; Calibrated: 3/12/2010
- Sensor-Surface: 0mm (Fix Surface) Sensor-Surface: (Fix Surface)
- Electronics: DAE3 Sn472; Calibrated: 5/17/2010
- Phantom: HAC RF Test Arch with AMCC; Type: SD HAC P01 BA;
- Measurement SW: DASY4, V4.7 Build 80; Postprocessing SW: SEMCAD, V1.8 Build 186

H Scan - H3DV6 - 2007: 15 mm from Probe Center to the Device/Hearing Aid Compatibility Test (11x11x1): Measurement grid: dx=5mm, dy=5mm

Probe Modulation Factor = 1.00

Device Reference Point: 0.000, 0.000, -6.30 mm


Reference Value = 0.053 A/m; Power Drift = 0.017 dB

Maximum value of Total (measured) = 0.106 A/m

H Scan - H3DV6 - 2007: 15 mm from Probe Center to the Device/Hearing Aid Compatibility Test (101x101x1): Measurement grid: dx=5mm, dy=5mm

Maximum value of peak Total field = 0.222 A/m

Probe Modulation Factor = 2.87

	Document		Page
	Annex A to Hearing Aid Compatibility RF Emissions Test Report for the BlackBerry® Smartphone model RDM71UW		206 (300)
Author Data	Dates of Test	Report No	FCC ID
Daoud Attayi	Jan. 12-13, 2011	RTS-3640-1102-01	L6ARDM70UW

Device Reference Point: 0.000, 0.000, -6.30 mm

Reference Value = 0.053 A/m; Power Drift = 0.017 dB

Hearing Aid Near-Field Category: **M4 (AWF -5 dB)**

Peak H-field in A/m

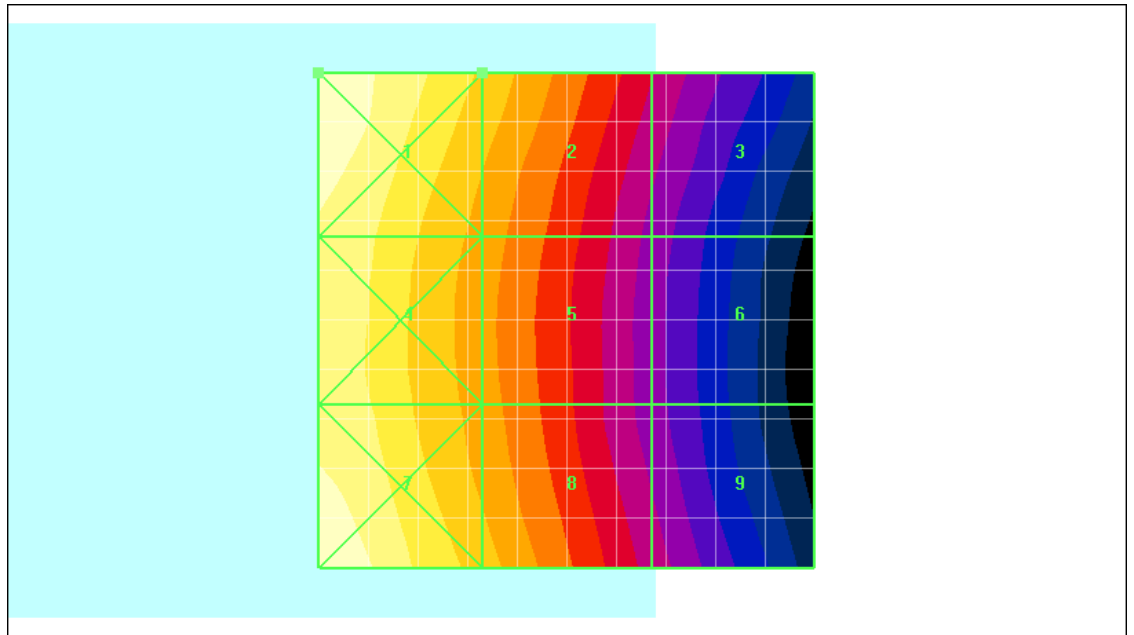
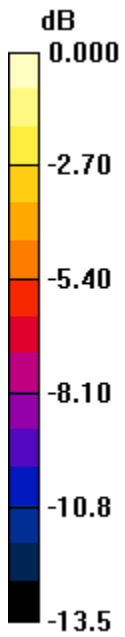
Grid 1 0.308 M4	Grid 2 0.222 M4	Grid 3 0.136 M4
Grid 4 0.274 M4	Grid 5 0.195 M4	Grid 6 0.118 M4
Grid 7 0.304 M4	Grid 8 0.214 M4	Grid 9 0.130 M4

Author Data
Daoud Attayi

Dates of Test
Jan. 12-13, 2011

Report No
RTS-3640-1102-01

FCC ID
L6ARDM70UW



0 dB = 0.308A/m

	Document		Page
	Annex A to Hearing Aid Compatibility RF Emissions Test Report for the BlackBerry® Smartphone model RDM71UW		208 (300)
Author Data	Dates of Test	Report No	FCC ID
Daoud Attayi	Jan. 12-13, 2011	RTS-3640-1102-01	L6ARDM70UW

Date/Time: 1/12/2011 10:05:15 PM

Test Laboratory: RIM Testing Services

HAC_H_GSM850_mid_chan

DUT: BlackBerry Smartphone;

Communication System: GSM 850; Frequency: 836.8 MHz; Duty Cycle: 1:8.3

Medium parameters used: $\sigma = 0$ mho/m, $\epsilon_r = 1$; $\rho = 1$ kg/m³

Phantom section: RF Section

DASY4 Configuration:

- Probe: H3DV6 - SN6168; ; Calibrated: 3/12/2010
- Sensor-Surface: 0mm (Fix Surface)Sensor-Surface: (Fix Surface)
- Electronics: DAE3 Sn472; Calibrated: 5/17/2010
- Phantom: HAC RF Test Arch with AMCC; Type: SD HAC P01 BA;
- Measurement SW: DASY4, V4.7 Build 80; Postprocessing SW: SEMCAD, V1.8 Build 186

H Scan - H3DV6 - 2007: 15 mm from Probe Center to the Device/Hearing Aid Compatibility Test (11x11x1): Measurement grid: dx=5mm, dy=5mm

Probe Modulation Factor = 1.00

Device Reference Point: 0.000, 0.000, -6.30 mm


Reference Value = 0.067 A/m; Power Drift = 0.033 dB

Maximum value of Total (measured) = 0.129 A/m

H Scan - H3DV6 - 2007: 15 mm from Probe Center to the Device/Hearing Aid Compatibility Test (101x101x1): Measurement grid: dx=5mm, dy=5mm

Maximum value of peak Total field = 0.270 A/m

Probe Modulation Factor = 2.87

	Document		Page
	Annex A to Hearing Aid Compatibility RF Emissions Test Report for the BlackBerry® Smartphone model RDM71UW		209 (300)
Author Data	Dates of Test	Report No	FCC ID
Daoud Attayi	Jan. 12-13, 2011	RTS-3640-1102-01	L6ARDM70UW

Device Reference Point: 0.000, 0.000, -6.30 mm

Reference Value = 0.067 A/m; Power Drift = 0.033 dB

Hearing Aid Near-Field Category: **M4 (AWF -5 dB)**

Peak H-field in A/m

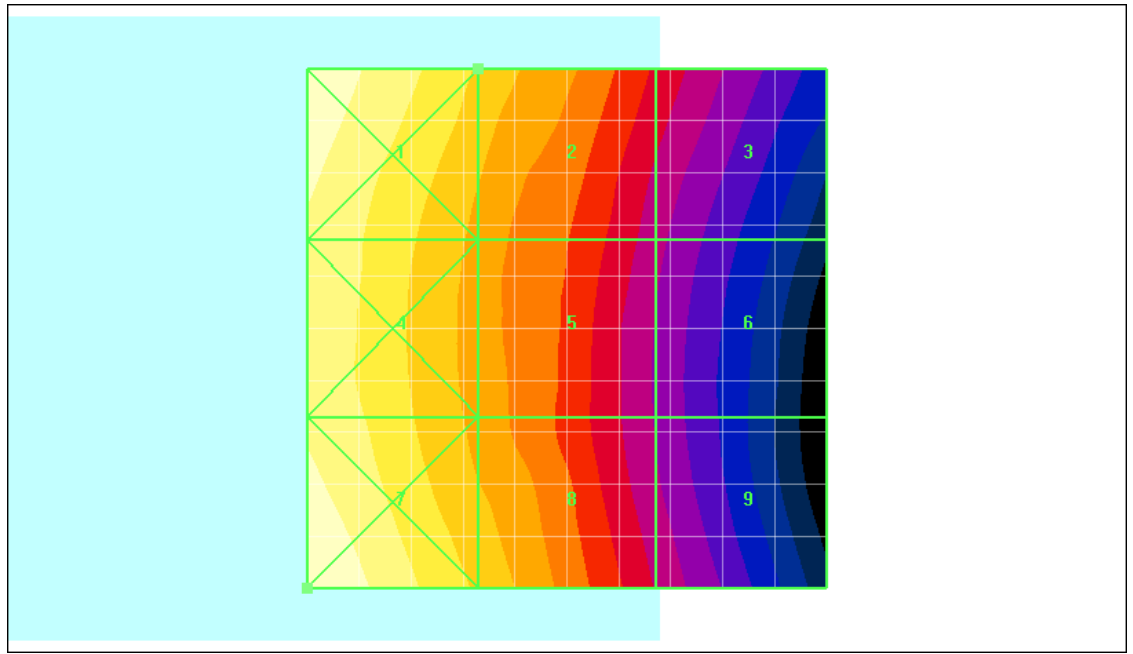
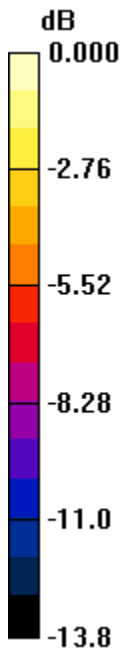
Grid 1 0.371 M4	Grid 2 0.270 M4	Grid 3 0.176 M4
Grid 4 0.333 M4	Grid 5 0.238 M4	Grid 6 0.151 M4
Grid 7 0.375 M4	Grid 8 0.268 M4	Grid 9 0.160 M4

Author Data
Daoud Attayi


Dates of Test
Jan. 12-13, 2011

Report No
RTS-3640-1102-01

FCC ID
L6ARDM70UW



0 dB = 0.375A/m

	Document		Page
	Annex A to Hearing Aid Compatibility RF Emissions Test Report for the BlackBerry® Smartphone model RDM71UW		211 (300)
Author Data	Dates of Test	Report No	FCC ID
Daoud Attayi	Jan. 12-13, 2011	RTS-3640-1102-01	L6ARDM70UW

Date/Time: 1/12/2011 10:10:29 PM

Test Laboratory: RIM Testing Services

HAC_H_GSM850_high_chan

DUT: BlackBerry Smartphone;

Communication System: GSM 850; Frequency: 848.8 MHz; Duty Cycle: 1:8.3

Medium parameters used: $\sigma = 0$ mho/m, $\epsilon_r = 1$; $\rho = 1$ kg/m³

Phantom section: RF Section

DASY4 Configuration:

- Probe: H3DV6 - SN6168; ; Calibrated: 3/12/2010
- Sensor-Surface: 0mm (Fix Surface)Sensor-Surface: (Fix Surface)
- Electronics: DAE3 Sn472; Calibrated: 5/17/2010
- Phantom: HAC RF Test Arch with AMCC; Type: SD HAC P01 BA;
- Measurement SW: DASY4, V4.7 Build 80; Postprocessing SW: SEMCAD, V1.8 Build 186

H Scan - H3DV6 - 2007: 15 mm from Probe Center to the Device/Hearing Aid Compatibility Test (11x11x1): Measurement grid: dx=5mm, dy=5mm

Probe Modulation Factor = 1.00

Device Reference Point: 0.000, 0.000, -6.30 mm


Reference Value = 0.085 A/m; Power Drift = -0.069 dB

Maximum value of Total (measured) = 0.157 A/m

H Scan - H3DV6 - 2007: 15 mm from Probe Center to the Device/Hearing Aid Compatibility Test (101x101x1): Measurement grid: dx=5mm, dy=5mm

Maximum value of peak Total field = 0.347 A/m

Probe Modulation Factor = 2.87

	Document		Page
	Annex A to Hearing Aid Compatibility RF Emissions Test Report for the BlackBerry® Smartphone model RDM71UW		212 (300)
Author Data Daoud Attayi	Dates of Test Jan. 12-13, 2011	Report No RTS-3640-1102-01	FCC ID L6ARDM70UW

Device Reference Point: 0.000, 0.000, -6.30 mm

Reference Value = 0.085 A/m; Power Drift = -0.069 dB

Hearing Aid Near-Field Category: **M4 (AWF -5 dB)**

Peak H-field in A/m

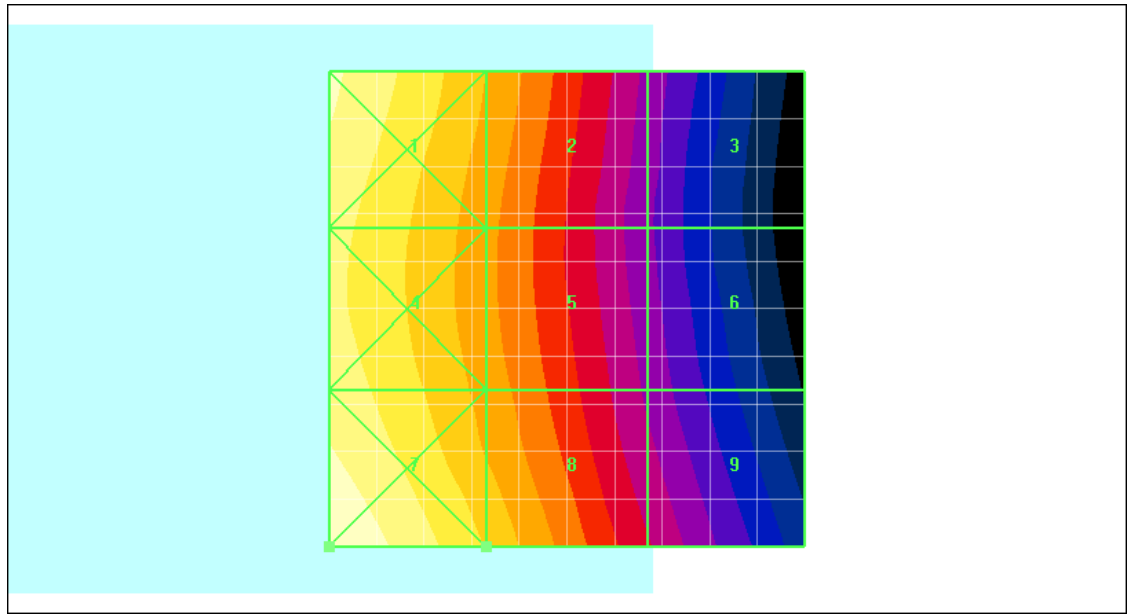
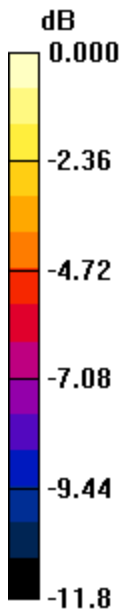
Grid 1 0.428 M4	Grid 2 0.319 M4	Grid 3 0.198 M4
Grid 4 0.405 M4	Grid 5 0.308 M4	Grid 6 0.200 M4
Grid 7 0.458 M3	Grid 8 0.347 M4	Grid 9 0.225 M4

Author Data
Daoud Attayi


Dates of Test
Jan. 12-13, 2011

Report No
RTS-3640-1102-01

FCC ID
L6ARDM70UW



0 dB = 0.458A/m

	Document		Page
	Annex A to Hearing Aid Compatibility RF Emissions Test Report for the BlackBerry® Smartphone model RDM71UW		214 (300)
Author Data	Dates of Test	Report No	FCC ID
Daoud Attayi	Jan. 12-13, 2011	RTS-3640-1102-01	L6ARDM70UW

Date/Time: 1/12/2011 10:17:36 PM

Test Laboratory: RIM Testing Services

HAC_H_GSM850_high_chan_Telecoil

DUT: BlackBerry Smartphone;

Communication System: GSM 850; Frequency: 848.8 MHz; Duty Cycle: 1:8.3

Medium parameters used: $\sigma = 0$ mho/m, $\epsilon_r = 1$; $\rho = 1$ kg/m³

Phantom section: RF Section

DASY4 Configuration:

- Probe: H3DV6 - SN6168; ; Calibrated: 3/12/2010
- Sensor-Surface: 0mm (Fix Surface)Sensor-Surface: (Fix Surface)
- Electronics: DAE3 Sn472; Calibrated: 5/17/2010
- Phantom: HAC RF Test Arch with AMCC; Type: SD HAC P01 BA;
- Measurement SW: DASY4, V4.7 Build 80; Postprocessing SW: SEMCAD, V1.8 Build 186

H Scan - H3DV6 - 2007: 15 mm from Probe Center to the Device/Hearing Aid Compatibility Test (11x11x1): Measurement grid: dx=5mm, dy=5mm

Probe Modulation Factor = 1.00

Device Reference Point: 0.000, 0.000, -6.30 mm


Reference Value = 0.084 A/m; Power Drift = -0.045 dB

Maximum value of Total (measured) = 0.134 A/m

H Scan - H3DV6 - 2007: 15 mm from Probe Center to the Device/Hearing Aid Compatibility Test (101x101x1): Measurement grid: dx=5mm, dy=5mm

Maximum value of peak Total field = 0.284 A/m

Probe Modulation Factor = 2.87

	Document		Page
	Annex A to Hearing Aid Compatibility RF Emissions Test Report for the BlackBerry® Smartphone model RDM71UW		215 (300)
Author Data Daoud Attayi	Dates of Test Jan. 12-13, 2011	Report No RTS-3640-1102-01	FCC ID L6ARDM70UW

Device Reference Point: 0.000, 0.000, -6.30 mm

Reference Value = 0.084 A/m; Power Drift = -0.045 dB

Hearing Aid Near-Field Category: **M4 (AWF -5 dB)**

Peak H-field in A/m

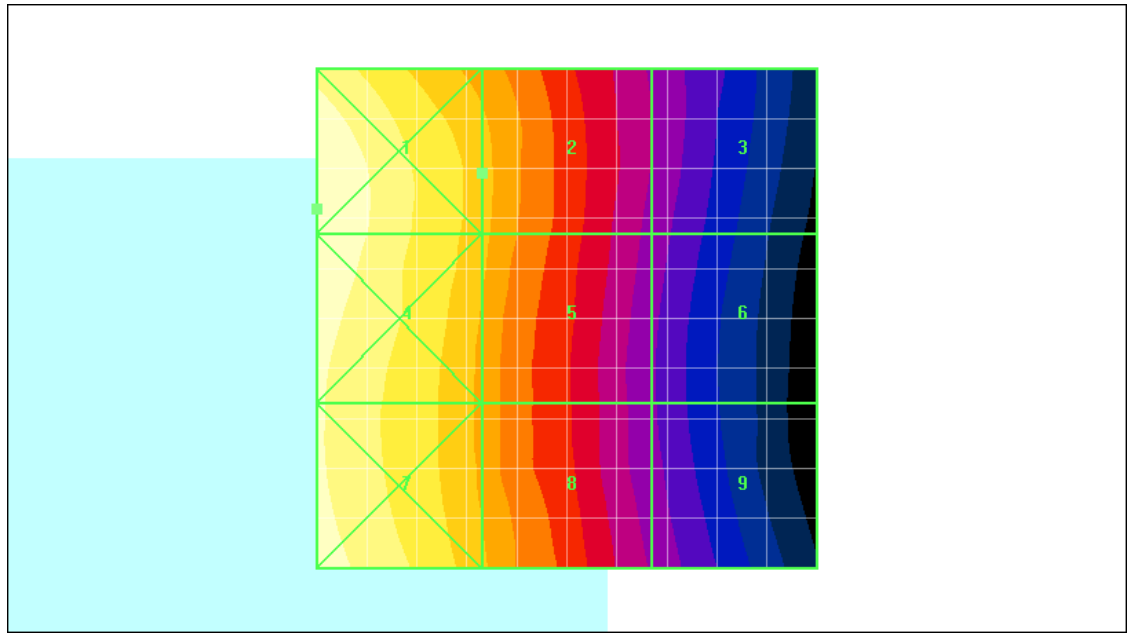
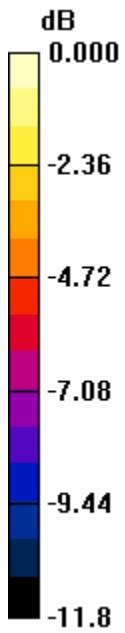
Grid 1 0.392 M4	Grid 2 0.284 M4	Grid 3 0.174 M4
Grid 4 0.390 M4	Grid 5 0.281 M4	Grid 6 0.168 M4
Grid 7 0.379 M4	Grid 8 0.279 M4	Grid 9 0.172 M4

Author Data
Daoud Attayi


Dates of Test
Jan. 12-13, 2011

Report No
RTS-3640-1102-01

FCC ID
L6ARDM70UW



0 dB = 0.392A/m

	Document		Page
	Annex A to Hearing Aid Compatibility RF Emissions Test Report for the BlackBerry® Smartphone model RDM71UW		217 (300)
Author Data	Dates of Test	Report No	FCC ID
Daoud Attayi	Jan. 12-13, 2011	RTS-3640-1102-01	L6ARDM70UW

Date/Time: 1/12/2011 8:34:54 PM

Test Laboratory: RIM Testing Services

HAC_H_UMTS_band_V_low_chan

DUT: BlackBerry Smartphone;

Communication System: WCDMA FDD V; Frequency: 826.4 MHz; Duty Cycle: 1:1

Medium parameters used: $\sigma = 0$ mho/m, $\epsilon_r = 1$; $\rho = 1$ kg/m³

Phantom section: RF Section

DASY4 Configuration:

- Probe: H3DV6 - SN6168; ; Calibrated: 3/12/2010
- Sensor-Surface: 0mm (Fix Surface)Sensor-Surface: (Fix Surface)
- Electronics: DAE3 Sn472; Calibrated: 5/17/2010
- Phantom: HAC RF Test Arch with AMCC; Type: SD HAC P01 BA;
- Measurement SW: DASY4, V4.7 Build 80; Postprocessing SW: SEMCAD, V1.8 Build 186

H Scan - H3DV6 - 2007: 15 mm from Probe Center to the Device/Hearing Aid Compatibility Test (11x11x1): Measurement grid: dx=5mm, dy=5mm

Probe Modulation Factor = 1.00

Device Reference Point: 0.000, 0.000, -6.30 mm


Reference Value = 0.050 A/m; Power Drift = 0.024 dB

Maximum value of Total (measured) = 0.100 A/m

H Scan - H3DV6 - 2007: 15 mm from Probe Center to the Device/Hearing Aid Compatibility Test (101x101x1): Measurement grid: dx=5mm, dy=5mm

Maximum value of peak Total field = 0.071 A/m

Probe Modulation Factor = 0.980

	Document		Page
	Annex A to Hearing Aid Compatibility RF Emissions Test Report for the BlackBerry® Smartphone model RDM71UW		218 (300)
Author Data	Dates of Test	Report No	FCC ID
Daoud Attayi	Jan. 12-13, 2011	RTS-3640-1102-01	L6ARDM70UW

Device Reference Point: 0.000, 0.000, -6.30 mm

Reference Value = 0.050 A/m; Power Drift = 0.024 dB

Hearing Aid Near-Field Category: **M4 (AWF 0 dB)**

Peak H-field in A/m

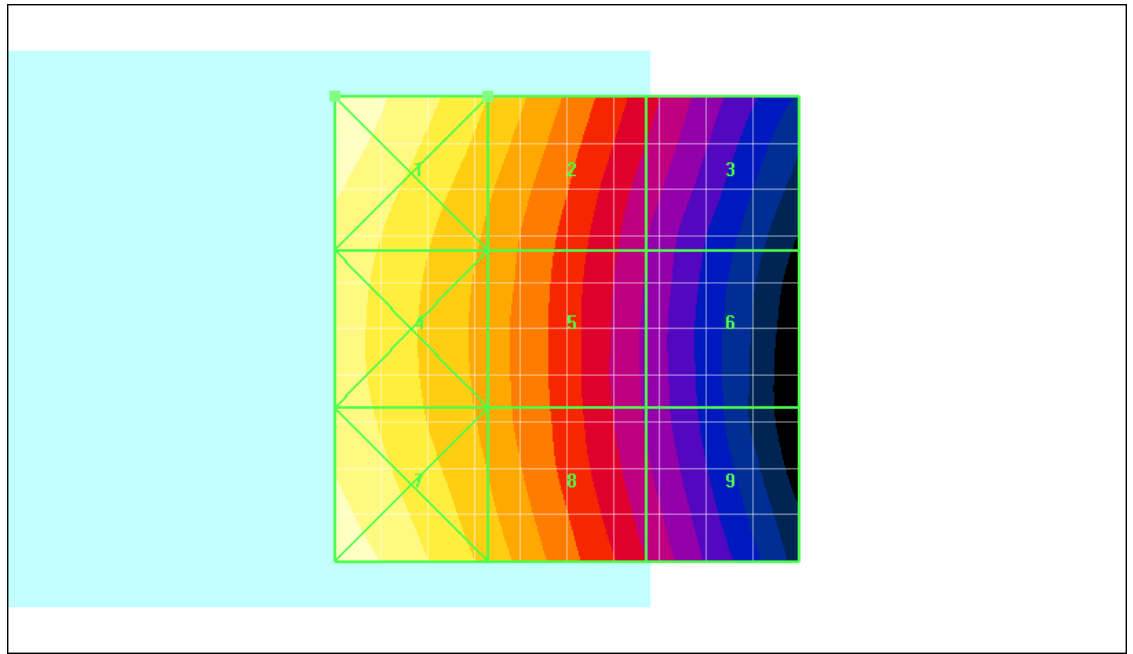
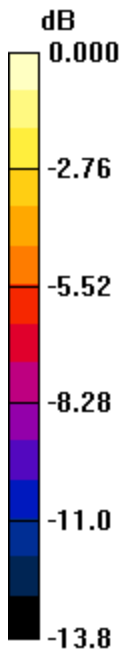
Grid 1 0.098 M4	Grid 2 0.071 M4	Grid 3 0.044 M4
Grid 4 0.085 M4	Grid 5 0.063 M4	Grid 6 0.038 M4
Grid 7 0.095 M4	Grid 8 0.069 M4	Grid 9 0.042 M4

Author Data
Daoud Attayi


Dates of Test
Jan. 12-13, 2011

Report No
RTS-3640-1102-01

FCC ID
L6ARDM70UW



0 dB = 0.098A/m

	Document		Page
	Annex A to Hearing Aid Compatibility RF Emissions Test Report for the BlackBerry® Smartphone model RDM71UW		220 (300)
Author Data	Dates of Test	Report No	FCC ID
Daoud Attayi	Jan. 12-13, 2011	RTS-3640-1102-01	L6ARDM70UW

Date/Time: 1/12/2011 8:40:35 PM

Test Laboratory: RIM Testing Services

HAC_H_UMTS_band_V_mid_chan

DUT: BlackBerry Smartphone;

Communication System: WCDMA FDD V; Frequency: 836.4 MHz; Duty Cycle: 1:1

Medium parameters used: $\sigma = 0$ mho/m, $\epsilon_r = 1$; $\rho = 1$ kg/m³

Phantom section: RF Section

DASY4 Configuration:

- Probe: H3DV6 - SN6168; ; Calibrated: 3/12/2010
- Sensor-Surface: 0mm (Fix Surface) Sensor-Surface: (Fix Surface)
- Electronics: DAE3 Sn472; Calibrated: 5/17/2010
- Phantom: HAC RF Test Arch with AMCC; Type: SD HAC P01 BA;
- Measurement SW: DASY4, V4.7 Build 80; Postprocessing SW: SEMCAD, V1.8 Build 186

H Scan - H3DV6 - 2007: 15 mm from Probe Center to the Device/Hearing Aid Compatibility Test (11x11x1): Measurement grid: dx=5mm, dy=5mm

Probe Modulation Factor = 1.00

Device Reference Point: 0.000, 0.000, -6.30 mm

Reference Value = 0.054 A/m; Power Drift = 0.242 dB

Maximum value of Total (measured) = 0.105 A/m

H Scan - H3DV6 - 2007: 15 mm from Probe Center to the Device/Hearing Aid Compatibility Test (101x101x1): Measurement grid: dx=5mm, dy=5mm

Maximum value of peak Total field = 0.076 A/m

Probe Modulation Factor = 0.980



Document Annex A to Hearing Aid Compatibility RF Emissions Test Report for the BlackBerry® Smartphone model RDM71UW		Page 221 (300)	
Author Data Daoud Attayi	Dates of Test Jan. 12-13, 2011	Report No RTS-3640-1102-01	FCC ID L6ARDM70UW

Device Reference Point: 0.000, 0.000, -6.30 mm
Reference Value = 0.054 A/m; Power Drift = 0.242 dB
Hearing Aid Near-Field Category: **M4 (AWF 0 dB)**

Peak H-field in A/m

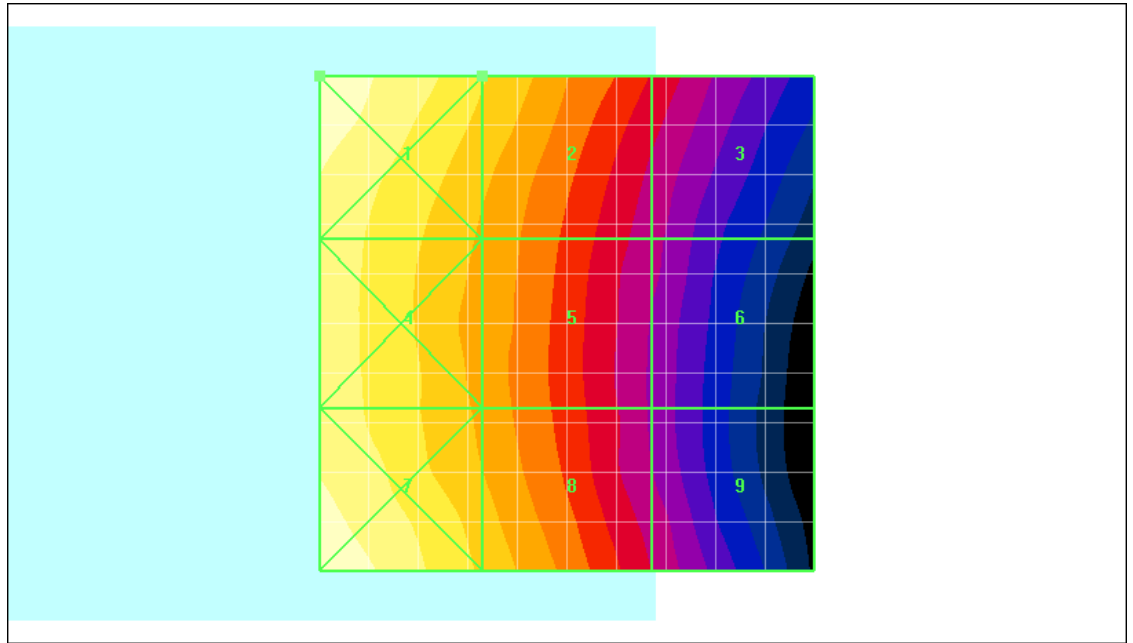
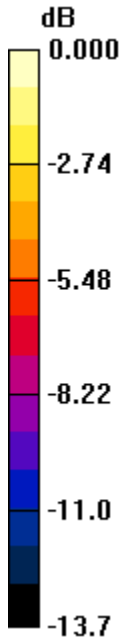
Grid 1 0.103 M4	Grid 2 0.076 M4	Grid 3 0.049 M4
Grid 4 0.089 M4	Grid 5 0.067 M4	Grid 6 0.042 M4
Grid 7 0.102 M4	Grid 8 0.074 M4	Grid 9 0.045 M4

Author Data
Daoud Attayi


Dates of Test
Jan. 12-13, 2011

Report No
RTS-3640-1102-01

FCC ID
L6ARDM70UW



0 dB = 0.103A/m

	Document		Page
	Annex A to Hearing Aid Compatibility RF Emissions Test Report for the BlackBerry® Smartphone model RDM71UW		223 (300)
Author Data	Dates of Test	Report No	FCC ID
Daoud Attayi	Jan. 12-13, 2011	RTS-3640-1102-01	L6ARDM70UW

Date/Time: 1/12/2011 8:45:24 PM

Test Laboratory: RIM Testing Services

HAC_H_UMTS_band_V_high_chan

DUT: BlackBerry Smartphone

Communication System: WCDMA FDD V; Frequency: 846.6 MHz; Duty Cycle: 1:1

Medium parameters used: $\sigma = 0$ mho/m, $\epsilon_r = 1$; $\rho = 1$ kg/m³

Phantom section: RF Section

DASY4 Configuration:

- Probe: H3DV6 - SN6168; ; Calibrated: 3/12/2010
- Sensor-Surface: 0mm (Fix Surface) Sensor-Surface: (Fix Surface)
- Electronics: DAE3 Sn472; Calibrated: 5/17/2010
- Phantom: HAC RF Test Arch with AMCC; Type: SD HAC P01 BA;
- Measurement SW: DASY4, V4.7 Build 80; Postprocessing SW: SEMCAD, V1.8 Build 186

H Scan - H3DV6 - 2007: 15 mm from Probe Center to the Device/Hearing Aid Compatibility Test (11x11x1): Measurement grid: dx=5mm, dy=5mm

Probe Modulation Factor = 1.00

Device Reference Point: 0.000, 0.000, -6.30 mm

Reference Value = 0.069 A/m; Power Drift = 0.058 dB

Maximum value of Total (measured) = 0.126 A/m

H Scan - H3DV6 - 2007: 15 mm from Probe Center to the Device/Hearing Aid Compatibility Test (101x101x1): Measurement grid: dx=5mm, dy=5mm

Maximum value of peak Total field = 0.094 A/m

Probe Modulation Factor = 0.980



Author Data
Daoud Attayi

Dates of Test
Jan. 12-13, 2011

Report No
RTS-3640-1102-01

FCC ID
L6ARDM70UW

Device Reference Point: 0.000, 0.000, -6.30 mm

Reference Value = 0.069 A/m; Power Drift = 0.058 dB

Hearing Aid Near-Field Category: **M4 (AWF 0 dB)**

Peak H-field in A/m

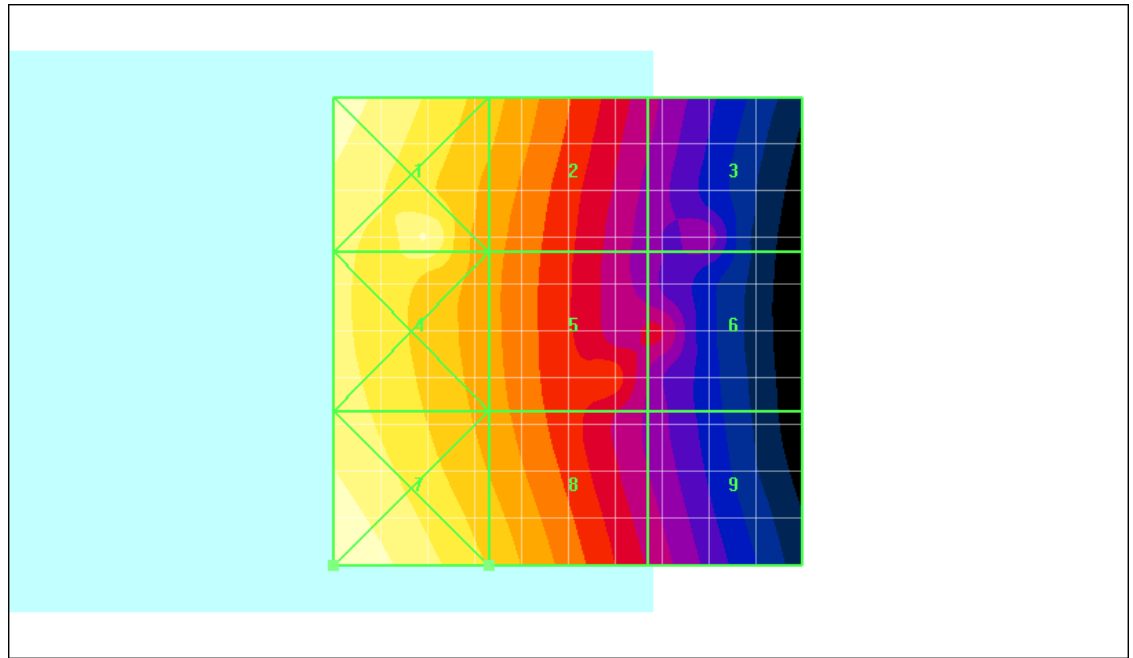
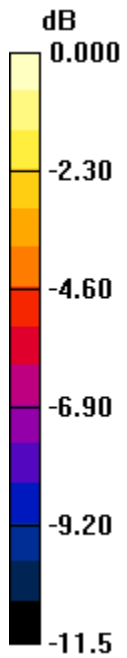
Grid 1 0.118 M4	Grid 2 0.090 M4	Grid 3 0.058 M4
Grid 4 0.108 M4	Grid 5 0.083 M4	Grid 6 0.062 M4
Grid 7 0.123 M4	Grid 8 0.094 M4	Grid 9 0.060 M4

Author Data
Daoud Attayi


Dates of Test
Jan. 12-13, 2011

Report No
RTS-3640-1102-01

FCC ID
L6ARDM70UW



0 dB = 0.123A/m

	Document		Page
	Annex A to Hearing Aid Compatibility RF Emissions Test Report for the BlackBerry® Smartphone model RDM71UW		226 (300)
Author Data	Dates of Test	Report No	FCC ID
Daoud Attayi	Jan. 12-13, 2011	RTS-3640-1102-01	L6ARDM70UW

Date/Time: 1/12/2011 8:53:19 PM

Test Laboratory: RIM Testing Services

HAC_H_UMTS_band_V_high_chan_Telecoil

DUT: BlackBerry Smartphone;

Communication System: WCDMA FDD V; Frequency: 846.6 MHz; Duty Cycle: 1:1

Medium parameters used: $\sigma = 0$ mho/m, $\epsilon_r = 1$; $\rho = 1$ kg/m³

Phantom section: RF Section

DASY4 Configuration:

- Probe: H3DV6 - SN6168; ; Calibrated: 3/12/2010
- Sensor-Surface: 0mm (Fix Surface)Sensor-Surface: (Fix Surface)
- Electronics: DAE3 Sn472; Calibrated: 5/17/2010
- Phantom: HAC RF Test Arch with AMCC; Type: SD HAC P01 BA;
- Measurement SW: DASY4, V4.7 Build 80; Postprocessing SW: SEMCAD, V1.8 Build 186

H Scan - H3DV6 - 2007: 15 mm from Probe Center to the Device/Hearing Aid Compatibility Test (11x11x1): Measurement grid: dx=5mm, dy=5mm

Probe Modulation Factor = 1.00

Device Reference Point: 0.000, 0.000, -6.30 mm


Reference Value = 0.069 A/m; Power Drift = 0.052 dB

Maximum value of Total (measured) = 0.112 A/m

H Scan - H3DV6 - 2007: 15 mm from Probe Center to the Device/Hearing Aid Compatibility Test (101x101x1): Measurement grid: dx=5mm, dy=5mm

Maximum value of peak Total field = 0.080 A/m

Probe Modulation Factor = 0.980

	Document		Page
	Annex A to Hearing Aid Compatibility RF Emissions Test Report for the BlackBerry® Smartphone model RDM71UW		227 (300)
Author Data	Dates of Test	Report No	FCC ID
Daoud Attayi	Jan. 12-13, 2011	RTS-3640-1102-01	L6ARDM70UW

Device Reference Point: 0.000, 0.000, -6.30 mm

Reference Value = 0.069 A/m; Power Drift = 0.052 dB

Hearing Aid Near-Field Category: **M4 (AWF 0 dB)**

Peak H-field in A/m

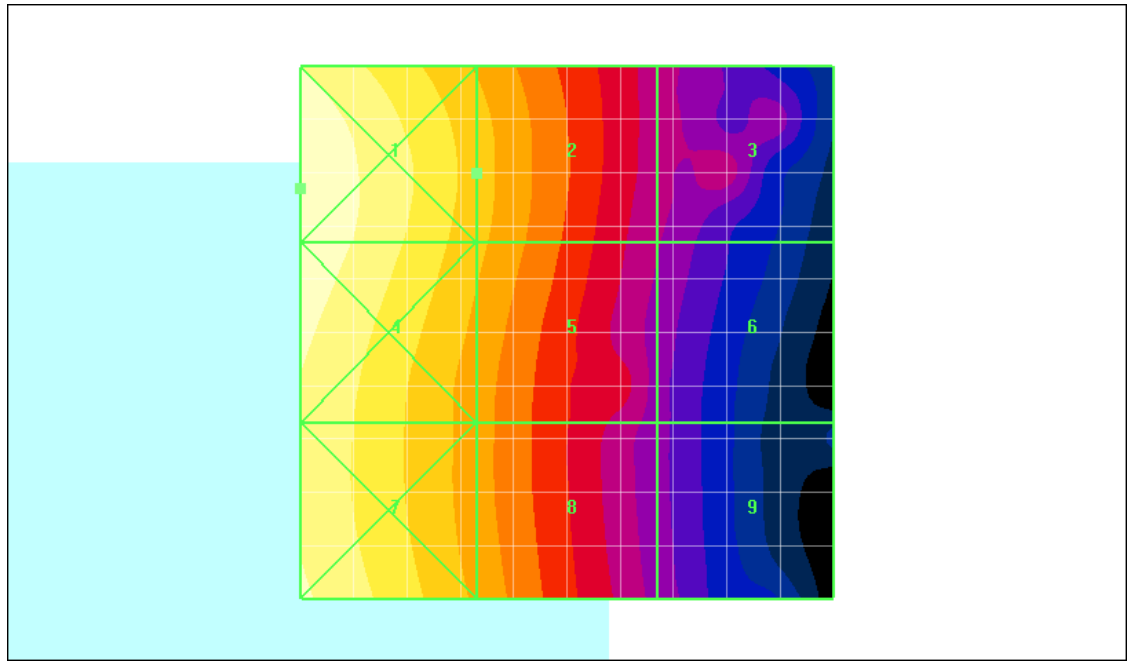
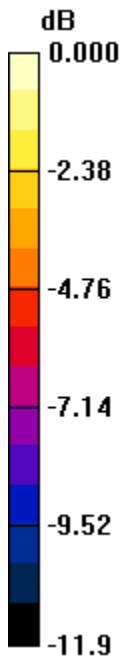
Grid 1 0.110 M4	Grid 2 0.080 M4	Grid 3 0.051 M4
Grid 4 0.108 M4	Grid 5 0.078 M4	Grid 6 0.049 M4
Grid 7 0.102 M4	Grid 8 0.075 M4	Grid 9 0.047 M4

Author Data
Daoud Attayi


Dates of Test
Jan. 12-13, 2011

Report No
RTS-3640-1102-01

FCC ID
L6ARDM70UW



0 dB = 0.110A/m

	Document		Page
	Annex A to Hearing Aid Compatibility RF Emissions Test Report for the BlackBerry® Smartphone model RDM71UW		229 (300)
Author Data	Dates of Test	Report No	FCC ID
Daoud Attayi	Jan. 12-13, 2011	RTS-3640-1102-01	L6ARDM70UW

Date/Time: 1/12/2011 9:29:57 PM

Test Laboratory: RIM Testing Services

HAC_H_GSM1900_low_chan

DUT: BlackBerry Smartphone;

Communication System: GSM 1900; Frequency: 1850.2 MHz; Duty Cycle: 1:8.3

Medium parameters used: $\sigma = 0$ mho/m, $\epsilon_r = 1$; $\rho = 1$ kg/m³

Phantom section: RF Section

DASY4 Configuration:

- Probe: H3DV6 - SN6168; ; Calibrated: 3/12/2010
- Sensor-Surface: 0mm (Fix Surface) Sensor-Surface: (Fix Surface)
- Electronics: DAE3 Sn472; Calibrated: 5/17/2010
- Phantom: HAC RF Test Arch with AMCC; Type: SD HAC P01 BA;
- Measurement SW: DASY4, V4.7 Build 80; Postprocessing SW: SEMCAD, V1.8 Build 186

H Scan - H3DV6 - 2007: 15 mm from Probe Center to the Device/Hearing Aid Compatibility Test (11x11x1): Measurement grid: dx=5mm, dy=5mm

Probe Modulation Factor = 1.00


Device Reference Point: 0.000, 0.000, -6.30 mm

Reference Value = 0.095 A/m; Power Drift = -0.072 dB

Maximum value of Total (measured) = 0.093 A/m

H Scan - H3DV6 - 2007: 15 mm from Probe Center to the Device/Hearing Aid Compatibility Test (101x101x1): Measurement grid: dx=5mm, dy=5mm

Maximum value of peak Total field = 0.240 A/m

	Document Annex A to Hearing Aid Compatibility RF Emissions Test Report for the BlackBerry® Smartphone model RDM71UW		Page 230 (300)
	Author Data Daoud Attayi	Dates of Test Jan. 12-13, 2011	Report No RTS-3640-1102-01

Probe Modulation Factor = 2.76

Device Reference Point: 0.000, 0.000, -6.30 mm

Reference Value = 0.095 A/m; Power Drift = -0.072 dB

Hearing Aid Near-Field Category: **M3 (AWF -5 dB)**

Peak H-field in A/m

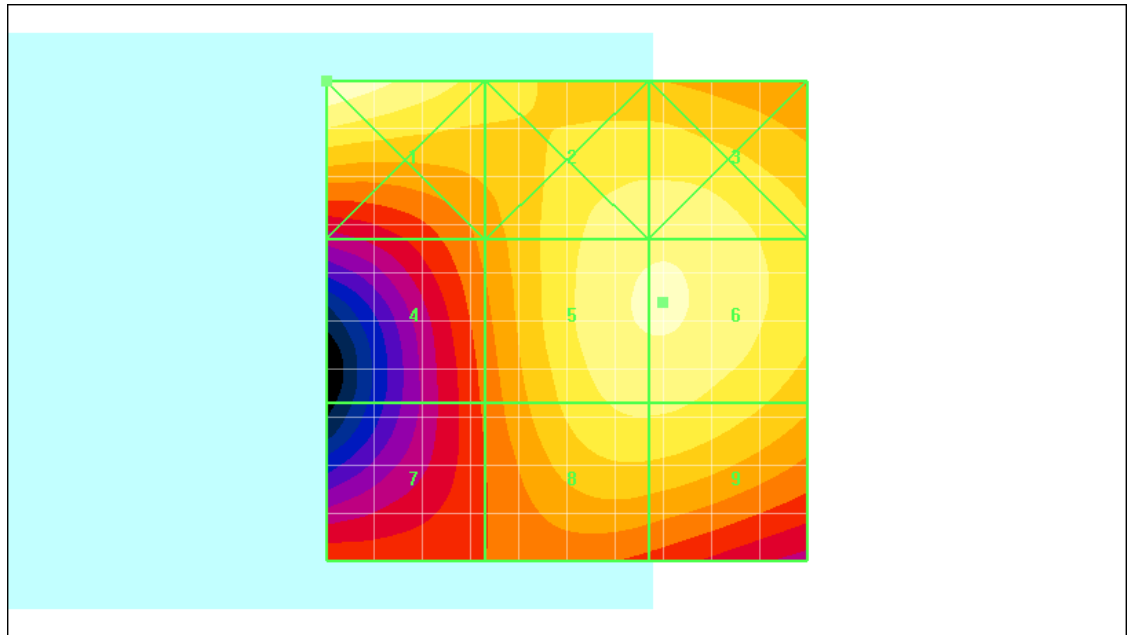
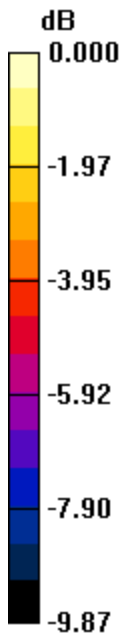
Grid 1	Grid 2	Grid 3
0.256 M2	0.234 M3	0.235 M3
Grid 4	Grid 5	Grid 6
0.180 M3	0.239 M3	0.240 M3
Grid 7	Grid 8	Grid 9
0.165 M3	0.224 M3	0.224 M3

Author Data
Daoud Attayi

Dates of Test
Jan. 12-13, 2011

Report No
RTS-3640-1102-01

FCC ID
L6ARDM70UW



0 dB = 0.256A/m

	Document		Page
	Annex A to Hearing Aid Compatibility RF Emissions Test Report for the BlackBerry® Smartphone model RDM71UW		232 (300)
Author Data	Dates of Test	Report No	FCC ID
Daoud Attayi	Jan. 12-13, 2011	RTS-3640-1102-01	L6ARDM70UW

Date/Time: 1/12/2011 9:35:22 PM

Test Laboratory: RIM Testing Services

HAC_H_GSM1900_mid_chan

DUT: BlackBerry Smartphone;

Communication System: GSM 1900; Frequency: 1880 MHz; Duty Cycle: 1:8.3

Medium parameters used: $\sigma = 0$ mho/m, $\epsilon_r = 1$; $\rho = 1$ kg/m³

Phantom section: RF Section

DASY4 Configuration:

- Probe: H3DV6 - SN6168; ; Calibrated: 3/12/2010
- Sensor-Surface: 0mm (Fix Surface) Sensor-Surface: (Fix Surface)
- Electronics: DAE3 Sn472; Calibrated: 5/17/2010
- Phantom: HAC RF Test Arch with AMCC; Type: SD HAC P01 BA;
- Measurement SW: DASY4, V4.7 Build 80; Postprocessing SW: SEMCAD, V1.8 Build 186

H Scan - H3DV6 - 2007: 15 mm from Probe Center to the Device/Hearing Aid Compatibility Test (11x11x1): Measurement grid: dx=5mm, dy=5mm

Probe Modulation Factor = 1.00

Device Reference Point: 0.000, 0.000, -6.30 mm

Reference Value = 0.089 A/m; Power Drift = -0.113 dB

Maximum value of Total (measured) = 0.094 A/m

H Scan - H3DV6 - 2007: 15 mm from Probe Center to the Device/Hearing Aid Compatibility Test (101x101x1): Measurement grid: dx=5mm, dy=5mm

Maximum value of peak Total field = 0.221 A/m

Probe Modulation Factor = 2.76



Author Data
Daoud Attayi

Dates of Test
Jan. 12-13, 2011

Report No
RTS-3640-1102-01

FCC ID
L6ARDM70UW

Device Reference Point: 0.000, 0.000, -6.30 mm

Reference Value = 0.089 A/m; Power Drift = -0.113 dB

Hearing Aid Near-Field Category: **M3 (AWF -5 dB)**

Peak H-field in A/m

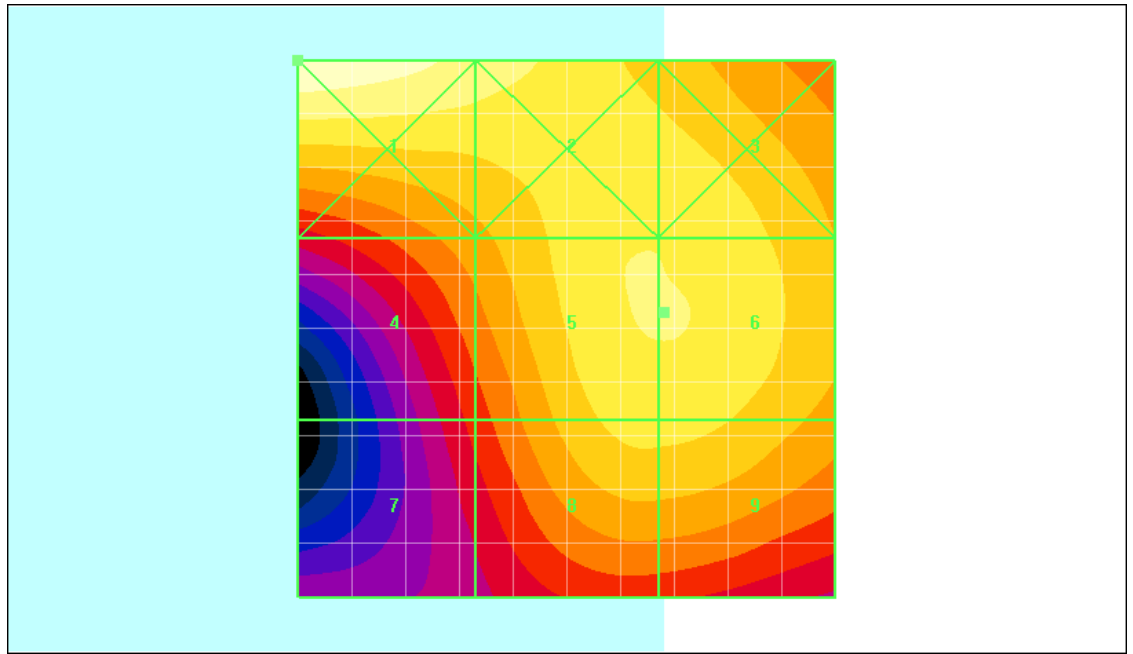
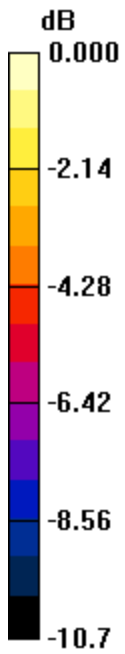
Grid 1 0.259 M2	Grid 2 0.232 M3	Grid 3 0.219 M3
Grid 4 0.182 M3	Grid 5 0.221 M3	Grid 6 0.221 M3
Grid 7 0.151 M3	Grid 8 0.209 M3	Grid 9 0.209 M3

Author Data
Daoud Attayi


Dates of Test
Jan. 12-13, 2011

Report No
RTS-3640-1102-01

FCC ID
L6ARDM70UW



0 dB = 0.259A/m

	Document		Page
	Annex A to Hearing Aid Compatibility RF Emissions Test Report for the BlackBerry® Smartphone model RDM71UW		235 (300)
Author Data	Dates of Test	Report No	FCC ID
Daoud Attayi	Jan. 12-13, 2011	RTS-3640-1102-01	L6ARDM70UW

Date/Time: 1/12/2011 9:47:45 PM

Test Laboratory: RIM Testing Services

HAC_H_GSM1900_high_chan

DUT: BlackBerry Smartphone;

Communication System: GSM 1900; Frequency: 1909.8 MHz; Duty Cycle: 1:8.3

Medium parameters used: $\sigma = 0$ mho/m, $\epsilon_r = 1$; $\rho = 1$ kg/m³

Phantom section: RF Section

DASY4 Configuration:

- Probe: H3DV6 - SN6168; ; Calibrated: 3/12/2010
- Sensor-Surface: 0mm (Fix Surface) Sensor-Surface: (Fix Surface)
- Electronics: DAE3 Sn472; Calibrated: 5/17/2010
- Phantom: HAC RF Test Arch with AMCC; Type: SD HAC P01 BA;
- Measurement SW: DASY4, V4.7 Build 80; Postprocessing SW: SEMCAD, V1.8 Build 186

H Scan - H3DV6 - 2007: 15 mm from Probe Center to the Device/Hearing Aid Compatibility Test (11x11x1): Measurement grid: dx=5mm, dy=5mm

Probe Modulation Factor = 1.00

Device Reference Point: 0.000, 0.000, -6.30 mm


Reference Value = 0.076 A/m; Power Drift = -0.481 dB

Maximum value of Total (measured) = 0.098 A/m

H Scan - H3DV6 - 2007: 15 mm from Probe Center to the Device/Hearing Aid Compatibility Test (101x101x1): Measurement grid: dx=5mm, dy=5mm

Maximum value of peak Total field = 0.190 A/m

Probe Modulation Factor = 2.76

	Document		Page
	Annex A to Hearing Aid Compatibility RF Emissions Test Report for the BlackBerry® Smartphone model RDM71UW		236 (300)
Author Data	Dates of Test	Report No	FCC ID
Daoud Attayi	Jan. 12-13, 2011	RTS-3640-1102-01	L6ARDM70UW

Device Reference Point: 0.000, 0.000, -6.30 mm

Reference Value = 0.076 A/m; Power Drift = -0.481 dB

Hearing Aid Near-Field Category: **M3 (AWF -5 dB)**

Peak H-field in A/m

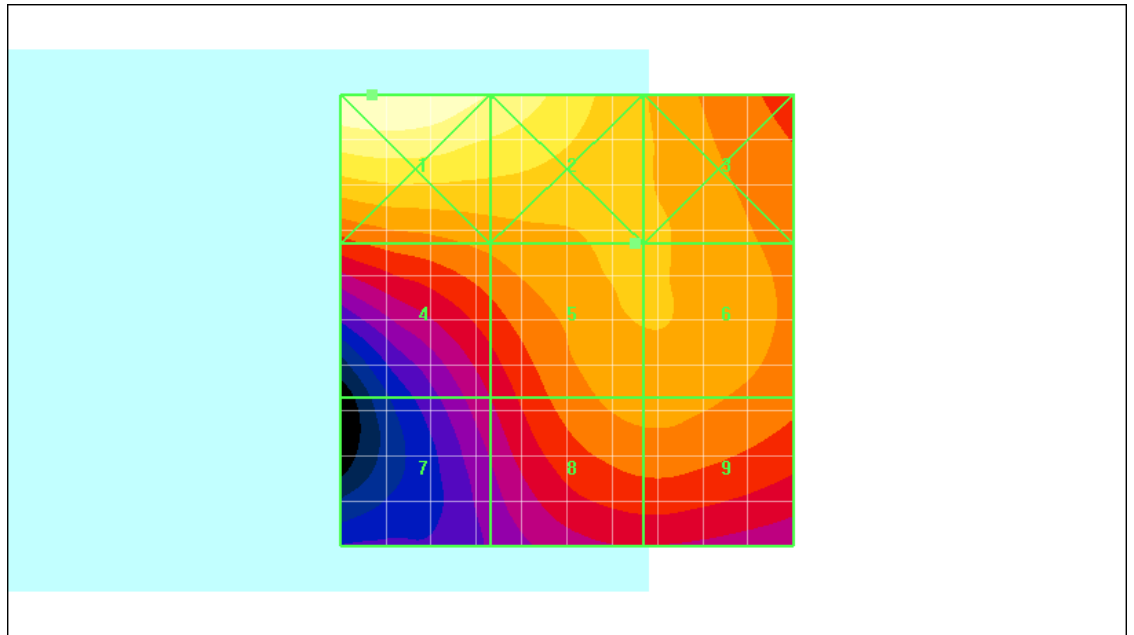
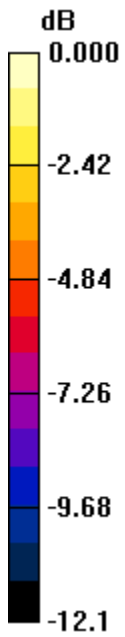
Grid 1	Grid 2	Grid 3
0.271 M2	0.246 M3	0.190 M3
Grid 4	Grid 5	Grid 6
0.175 M3	0.190 M3	0.190 M3
Grid 7	Grid 8	Grid 9
0.129 M4	0.178 M3	0.178 M3

Author Data
Daoud Attayi


Dates of Test
Jan. 12-13, 2011

Report No
RTS-3640-1102-01

FCC ID
L6ARDM70UW



0 dB = 0.271A/m

	Document		Page
	Annex A to Hearing Aid Compatibility RF Emissions Test Report for the BlackBerry® Smartphone model RDM71UW		238 (300)
Author Data	Dates of Test	Report No	FCC ID
Daoud Attayi	Jan. 12-13, 2011	RTS-3640-1102-01	L6ARDM70UW

Date/Time: 1/12/2011 9:52:49 PM

Test Laboratory: RIM Testing Services

HAC_H_GSM1900_low_chan_Telecoil

DUT: BlackBerry Smartphone;

Communication System: GSM 1900; Frequency: 1850.2 MHz; Duty Cycle: 1:8.3

Medium parameters used: $\sigma = 0$ mho/m, $\epsilon_r = 1$; $\rho = 1$ kg/m³

Phantom section: RF Section

DASY4 Configuration:

- Probe: H3DV6 - SN6168; ; Calibrated: 3/12/2010
- Sensor-Surface: 0mm (Fix Surface) Sensor-Surface: (Fix Surface)
- Electronics: DAE3 Sn472; Calibrated: 5/17/2010
- Phantom: HAC RF Test Arch with AMCC; Type: SD HAC P01 BA;
- Measurement SW: DASY4, V4.7 Build 80; Postprocessing SW: SEMCAD, V1.8 Build 186

H Scan - H3DV6 - 2007: 15 mm from Probe Center to the Device/Hearing Aid Compatibility Test (11x11x1): Measurement grid: dx=5mm, dy=5mm

Probe Modulation Factor = 1.00

Device Reference Point: 0.000, 0.000, -6.30 mm

Reference Value = 0.096 A/m; Power Drift = 0.026 dB

Maximum value of Total (measured) = 0.099 A/m

H Scan - H3DV6 - 2007: 15 mm from Probe Center to the Device/Hearing Aid Compatibility Test (101x101x1): Measurement grid: dx=5mm, dy=5mm

Maximum value of peak Total field = 0.241 A/m

Probe Modulation Factor = 2.76

Device Reference Point: 0.000, 0.000, -6.30 mm

Reference Value = 0.096 A/m; Power Drift = 0.026 dB

Hearing Aid Near-Field Category: **M3 (AWF -5 dB)**

Peak H-field in A/m

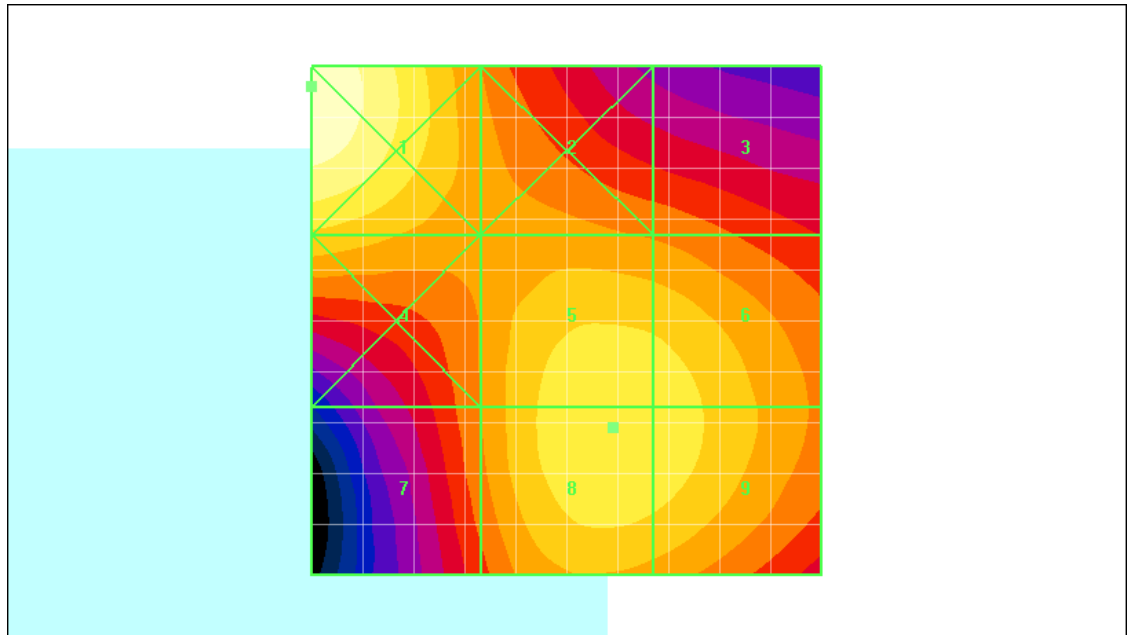
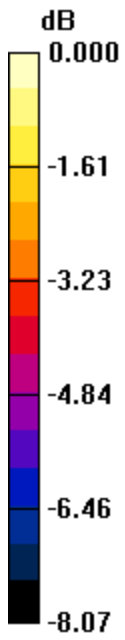
Grid 1 0.275 M2	Grid 2 0.209 M3	Grid 3 0.200 M3
Grid 4 0.226 M3	Grid 5 0.241 M3	Grid 6 0.238 M3
Grid 7 0.202 M3	Grid 8 0.241 M3	Grid 9 0.239 M3

Author Data
Daoud Attayi


Dates of Test
Jan. 12-13, 2011

Report No
RTS-3640-1102-01

FCC ID
L6ARDM70UW



0 dB = 0.275A/m

	Document		Page
	Annex A to Hearing Aid Compatibility RF Emissions Test Report for the BlackBerry® Smartphone model RDM71UW		241 (300)
Author Data	Dates of Test	Report No	FCC ID
Daoud Attayi	Jan. 12-13, 2011	RTS-3640-1102-01	L6ARDM70UW

Date/Time: 1/12/2011 9:00:01 PM

Test Laboratory: RIM Testing Services

HAC_H_UMTS_band_II_low_chan

DUT: BlackBerry Smartphone;

Communication System: WCDMA FDD II; Frequency: 1852.4 MHz; Duty Cycle: 1:1

Medium parameters used: $\sigma = 0$ mho/m, $\epsilon_r = 1$; $\rho = 1$ kg/m³

Phantom section: RF Section

DASY4 Configuration:

- Probe: H3DV6 - SN6168; ; Calibrated: 3/12/2010
- Sensor-Surface: 0mm (Fix Surface)Sensor-Surface: (Fix Surface)
- Electronics: DAE3 Sn472; Calibrated: 5/17/2010
- Phantom: HAC RF Test Arch with AMCC; Type: SD HAC P01 BA;
- Measurement SW: DASY4, V4.7 Build 80; Postprocessing SW: SEMCAD, V1.8 Build 186

H Scan - H3DV6 - 2007: 15 mm from Probe Center to the Device/Hearing Aid Compatibility Test (11x11x1): Measurement grid: dx=5mm, dy=5mm

Probe Modulation Factor = 1.00


Device Reference Point: 0.000, 0.000, -6.30 mm

Reference Value = 0.113 A/m; Power Drift = -0.270 dB

Maximum value of Total (measured) = 0.140 A/m

H Scan - H3DV6 - 2007: 15 mm from Probe Center to the Device/Hearing Aid Compatibility Test (101x101x1): Measurement grid: dx=5mm, dy=5mm

Maximum value of peak Total field = 0.099 A/m

	Document		Page
	Annex A to Hearing Aid Compatibility RF Emissions Test Report for the BlackBerry® Smartphone model RDM71UW		242 (300)
Author Data Daoud Attayi	Dates of Test Jan. 12-13, 2011	Report No RTS-3640-1102-01	FCC ID L6ARDM70UW

Probe Modulation Factor = 0.890

Device Reference Point: 0.000, 0.000, -6.30 mm

Reference Value = 0.113 A/m; Power Drift = -0.270 dB

Hearing Aid Near-Field Category: **M4 (AWF 0 dB)**

Peak H-field in A/m

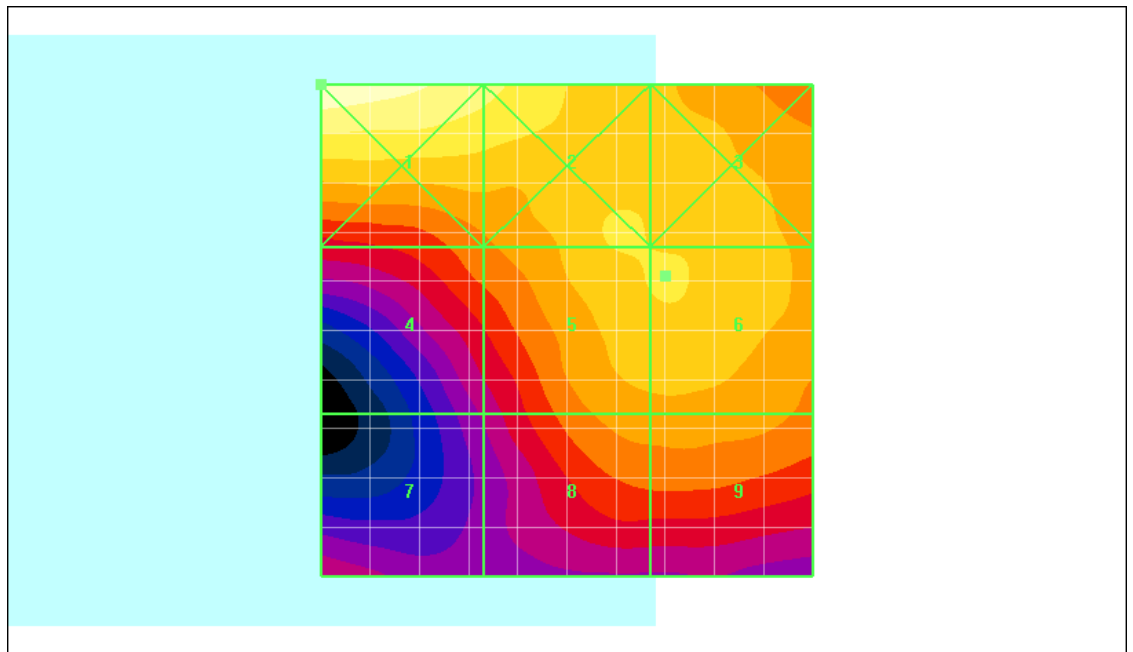
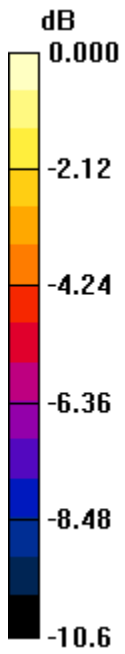
Grid 1 0.124 M4	Grid 2 0.109 M4	Grid 3 0.097 M4
Grid 4 0.081 M4	Grid 5 0.098 M4	Grid 6 0.099 M4
Grid 7 0.065 M4	Grid 8 0.087 M4	Grid 9 0.087 M4

Author Data
Daoud Attayi


Dates of Test
Jan. 12-13, 2011

Report No
RTS-3640-1102-01

FCC ID
L6ARDM70UW



0 dB = 0.124A/m

	Document		Page
	Annex A to Hearing Aid Compatibility RF Emissions Test Report for the BlackBerry® Smartphone model RDM71UW		244 (300)
Author Data	Dates of Test	Report No	FCC ID
Daoud Attayi	Jan. 12-13, 2011	RTS-3640-1102-01	L6ARDM70UW

Date/Time: 1/12/2011 9:05:18 PM

Test Laboratory: RIM Testing Services

HAC_H_UMTS_band_II_mid_chan

DUT: BlackBerry Smartphone;

Communication System: WCDMA FDD II; Frequency: 1880 MHz; Duty Cycle: 1:1

Medium parameters used: $\sigma = 0$ mho/m, $\epsilon_r = 1$; $\rho = 1$ kg/m³

Phantom section: RF Section

DASY4 Configuration:

- Probe: H3DV6 - SN6168; ; Calibrated: 3/12/2010
- Sensor-Surface: 0mm (Fix Surface) Sensor-Surface: (Fix Surface)
- Electronics: DAE3 Sn472; Calibrated: 5/17/2010
- Phantom: HAC RF Test Arch with AMCC; Type: SD HAC P01 BA;
- Measurement SW: DASY4, V4.7 Build 80; Postprocessing SW: SEMCAD, V1.8 Build 186

H Scan - H3DV6 - 2007: 15 mm from Probe Center to the Device/Hearing Aid Compatibility Test (11x11x1): Measurement grid: dx=5mm, dy=5mm

Probe Modulation Factor = 1.00

Device Reference Point: 0.000, 0.000, -6.30 mm


Reference Value = 0.097 A/m; Power Drift = -0.054 dB

Maximum value of Total (measured) = 0.129 A/m

H Scan - H3DV6 - 2007: 15 mm from Probe Center to the Device/Hearing Aid Compatibility Test (101x101x1): Measurement grid: dx=5mm, dy=5mm

Maximum value of peak Total field = 0.087 A/m

Probe Modulation Factor = 0.890

	Document		Page
	Annex A to Hearing Aid Compatibility RF Emissions Test Report for the BlackBerry® Smartphone model RDM71UW		245 (300)
Author Data Daoud Attayi	Dates of Test Jan. 12-13, 2011	Report No RTS-3640-1102-01	FCC ID L6ARDM70UW

Device Reference Point: 0.000, 0.000, -6.30 mm

Reference Value = 0.097 A/m; Power Drift = -0.054 dB

Hearing Aid Near-Field Category: **M4 (AWF 0 dB)**

Peak H-field in A/m

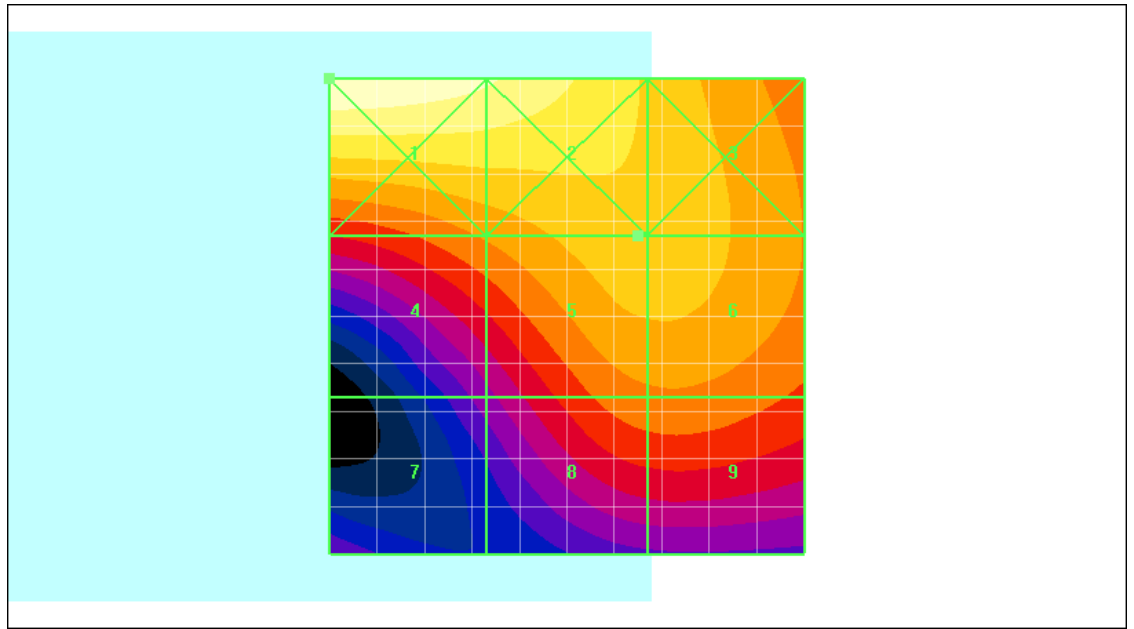
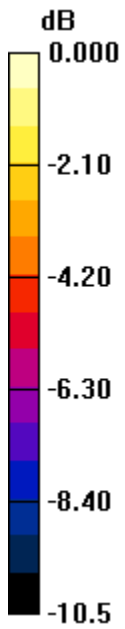
Grid 1 0.114 M4	Grid 2 0.107 M4	Grid 3 0.089 M4
Grid 4 0.077 M4	Grid 5 0.087 M4	Grid 6 0.087 M4
Grid 7 0.054 M4	Grid 8 0.075 M4	Grid 9 0.075 M4

Author Data
Daoud Attayi


Dates of Test
Jan. 12-13, 2011

Report No
RTS-3640-1102-01

FCC ID
L6ARDM70UW



0 dB = 0.114A/m

	Document		Page
	Annex A to Hearing Aid Compatibility RF Emissions Test Report for the BlackBerry® Smartphone model RDM71UW		247 (300)
Author Data	Dates of Test	Report No	FCC ID
Daoud Attayi	Jan. 12-13, 2011	RTS-3640-1102-01	L6ARDM70UW

Date/Time: 1/12/2011 9:12:19 PM

Test Laboratory: RIM Testing Services

HAC_H_UMTS_band_II_high_chan

DUT: BlackBerry Smartphone;

Communication System: WCDMA FDD II; Frequency: 1907.6 MHz; Duty Cycle: 1:1

Medium parameters used: $\sigma = 0$ mho/m, $\epsilon_r = 1$; $\rho = 1$ kg/m³

Phantom section: RF Section

DASY4 Configuration:

- Probe: H3DV6 - SN6168; ; Calibrated: 3/12/2010
- Sensor-Surface: 0mm (Fix Surface) Sensor-Surface: (Fix Surface)
- Electronics: DAE3 Sn472; Calibrated: 5/17/2010
- Phantom: HAC RF Test Arch with AMCC; Type: SD HAC P01 BA;
- Measurement SW: DASY4, V4.7 Build 80; Postprocessing SW: SEMCAD, V1.8 Build 186

H Scan - H3DV6 - 2007: 15 mm from Probe Center to the Device/Hearing Aid Compatibility Test (11x11x1): Measurement grid: dx=5mm, dy=5mm

Probe Modulation Factor = 1.00

Device Reference Point: 0.000, 0.000, -6.30 mm


Reference Value = 0.106 A/m; Power Drift = 0.053 dB

Maximum value of Total (measured) = 0.148 A/m

H Scan - H3DV6 - 2007: 15 mm from Probe Center to the Device/Hearing Aid Compatibility Test (101x101x1): Measurement grid: dx=5mm, dy=5mm

Maximum value of peak Total field = 0.092 A/m

Probe Modulation Factor = 0.890

	Document Annex A to Hearing Aid Compatibility RF Emissions Test Report for the BlackBerry® Smartphone model RDM71UW		Page 248 (300)
	Author Data Daoud Attayi	Dates of Test Jan. 12-13, 2011	Report No RTS-3640-1102-01

Device Reference Point: 0.000, 0.000, -6.30 mm

Reference Value = 0.106 A/m; Power Drift = 0.053 dB

Hearing Aid Near-Field Category: **M4 (AWF 0 dB)**

Peak H-field in A/m

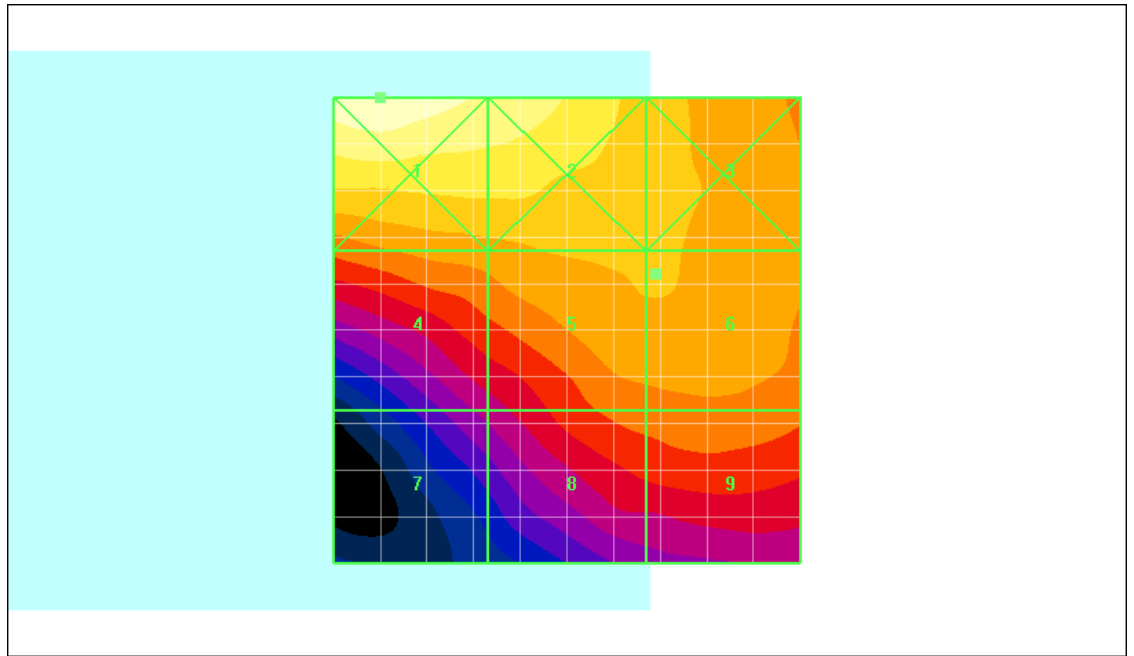
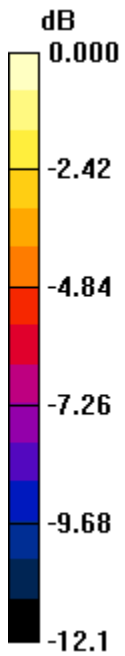
Grid 1 0.131 M4	Grid 2 0.118 M4	Grid 3 0.096 M4
Grid 4 0.087 M4	Grid 5 0.092 M4	Grid 6 0.092 M4
Grid 7 0.059 M4	Grid 8 0.079 M4	Grid 9 0.081 M4

Author Data
Daoud Attayi


Dates of Test
Jan. 12-13, 2011

Report No
RTS-3640-1102-01

FCC ID
L6ARDM70UW



0 dB = 0.131A/m

	Document		Page
	Annex A to Hearing Aid Compatibility RF Emissions Test Report for the BlackBerry® Smartphone model RDM71UW		250 (300)
Author Data	Dates of Test	Report No	FCC ID
Daoud Attayi	Jan. 12-13, 2011	RTS-3640-1102-01	L6ARDM70UW

Date/Time: 1/12/2011 9:18:49 PM

Test Laboratory: RIM Testing Services

HAC_H_UMTS_band_II_low_chan_Telecoil

DUT: BlackBerry Smartphone;

Communication System: WCDMA FDD II; Frequency: 1852.4 MHz; Duty Cycle: 1:1

Medium parameters used: $\sigma = 0$ mho/m, $\epsilon_r = 1$; $\rho = 1$ kg/m³

Phantom section: RF Section

DASY4 Configuration:

- Probe: H3DV6 - SN6168; ; Calibrated: 3/12/2010
- Sensor-Surface: 0mm (Fix Surface) Sensor-Surface: (Fix Surface)
- Electronics: DAE3 Sn472; Calibrated: 5/17/2010
- Phantom: HAC RF Test Arch with AMCC; Type: SD HAC P01 BA;
- Measurement SW: DASY4, V4.7 Build 80; Postprocessing SW: SEMCAD, V1.8 Build 186

H Scan - H3DV6 - 2007: 15 mm from Probe Center to the Device/Hearing Aid Compatibility Test (11x11x1): Measurement grid: dx=5mm, dy=5mm

Probe Modulation Factor = 1.00

Device Reference Point: 0.000, 0.000, -6.30 mm


Reference Value = 0.109 A/m; Power Drift = 0.083 dB

Maximum value of Total (measured) = 0.151 A/m

H Scan - H3DV6 - 2007: 15 mm from Probe Center to the Device/Hearing Aid Compatibility Test (101x101x1): Measurement grid: dx=5mm, dy=5mm

Maximum value of peak Total field = 0.099 A/m

Probe Modulation Factor = 0.890

	Document		Page
	Annex A to Hearing Aid Compatibility RF Emissions Test Report for the BlackBerry® Smartphone model RDM71UW		251 (300)
Author Data	Dates of Test	Report No	FCC ID
Daoud Attayi	Jan. 12-13, 2011	RTS-3640-1102-01	L6ARDM70UW

Device Reference Point: 0.000, 0.000, -6.30 mm

Reference Value = 0.109 A/m; Power Drift = 0.083 dB

Hearing Aid Near-Field Category: **M4 (AWF 0 dB)**

Peak H-field in A/m

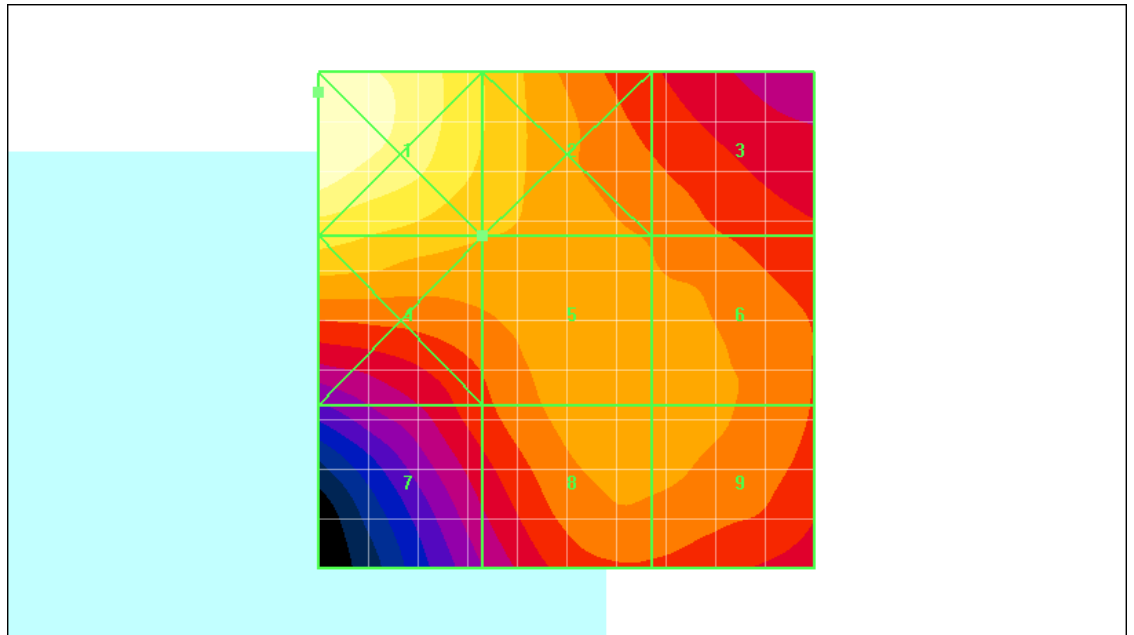
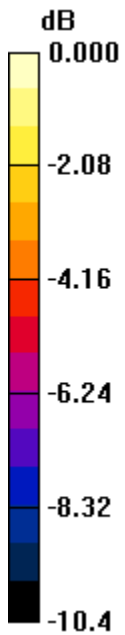
Grid 1 0.135 M4	Grid 2 0.107 M4	Grid 3 0.090 M4
Grid 4 0.110 M4	Grid 5 0.099 M4	Grid 6 0.096 M4
Grid 7 0.082 M4	Grid 8 0.097 M4	Grid 9 0.096 M4

Author Data
Daoud Attayi


Dates of Test
Jan. 12-13, 2011

Report No
RTS-3640-1102-01

FCC ID
L6ARDM70UW



0 dB = 0.135A/m

	Document		Page
	Annex A to Hearing Aid Compatibility RF Emissions Test Report for the BlackBerry® Smartphone model RDM71UW		253 (300)
Author Data	Dates of Test	Report No	FCC ID
Daoud Attayi	Jan. 12-13, 2011	RTS-3640-1102-01	L6ARDM70UW

Date/Time: 1/12/2011 5:23:33 PM

Test Laboratory: RIM Testing Services

HAC_H_GSM850_low_chan_Slide_Open

DUT: BlackBerry Smartphone;

Communication System: GSM 850; Frequency: 824.2 MHz; Duty Cycle: 1:8.3

Medium parameters used: $\sigma = 0$ mho/m, $\epsilon_r = 1$; $\rho = 1$ kg/m³

Phantom section: RF Section

DASY4 Configuration:

- Probe: H3DV6 - SN6168; ; Calibrated: 3/12/2010
- Sensor-Surface: 0mm (Fix Surface) Sensor-Surface: (Fix Surface)
- Electronics: DAE3 Sn472; Calibrated: 5/17/2010
- Phantom: HAC RF Test Arch with AMCC; Type: SD HAC P01 BA;
- Measurement SW: DASY4, V4.7 Build 80; Postprocessing SW: SEMCAD, V1.8 Build 186

H Scan - H3DV6 - 2007: 15 mm from Probe Center to the Device/Hearing Aid Compatibility Test (11x11x1): Measurement grid: dx=5mm, dy=5mm

Probe Modulation Factor = 1.00

Device Reference Point: 0.000, 0.000, -6.30 mm


Reference Value = 0.053 A/m; Power Drift = -0.101 dB

Maximum value of Total (measured) = 0.108 A/m

H Scan - H3DV6 - 2007: 15 mm from Probe Center to the Device/Hearing Aid Compatibility Test (101x101x1): Measurement grid: dx=5mm, dy=5mm

Maximum value of peak Total field = 0.229 A/m

Probe Modulation Factor = 2.87

	Document		Page
	Annex A to Hearing Aid Compatibility RF Emissions Test Report for the BlackBerry® Smartphone model RDM71UW		254 (300)
Author Data	Dates of Test	Report No	FCC ID
Daoud Attayi	Jan. 12-13, 2011	RTS-3640-1102-01	L6ARDM70UW

Device Reference Point: 0.000, 0.000, -6.30 mm

Reference Value = 0.053 A/m; Power Drift = -0.101 dB

Hearing Aid Near-Field Category: **M4 (AWF -5 dB)**

Peak H-field in A/m

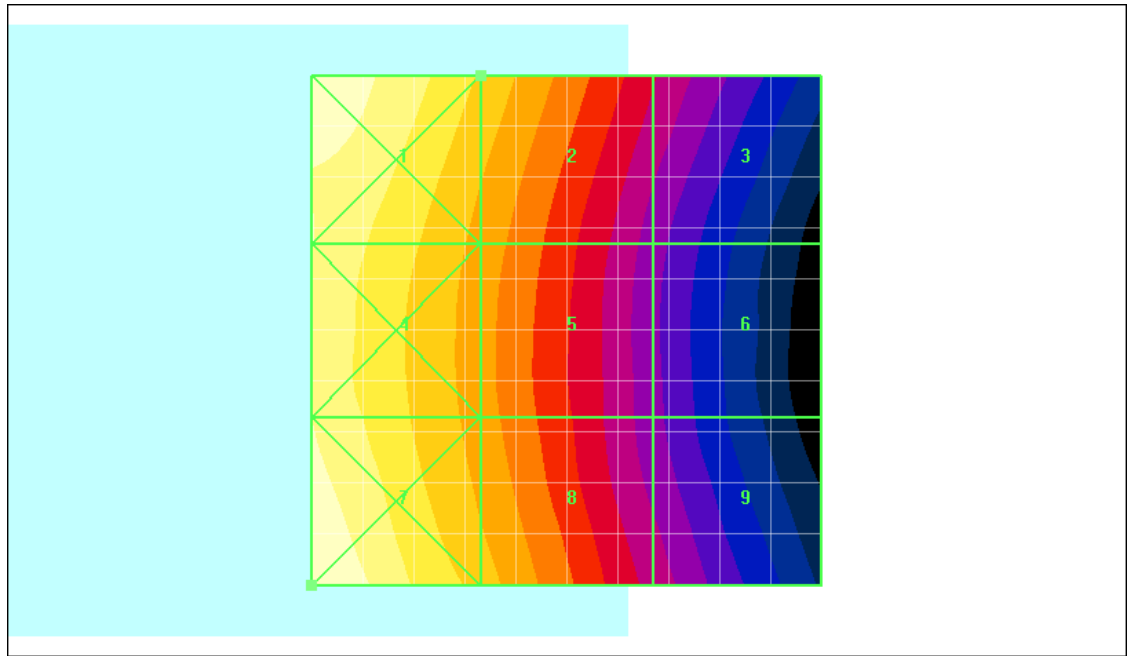
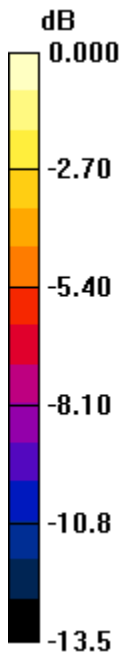
Grid 1 0.305 M4	Grid 2 0.229 M4	Grid 3 0.140 M4
Grid 4 0.286 M4	Grid 5 0.202 M4	Grid 6 0.118 M4
Grid 7 0.316 M4	Grid 8 0.222 M4	Grid 9 0.133 M4

Author Data
Daoud Attayi


Dates of Test
Jan. 12-13, 2011

Report No
RTS-3640-1102-01

FCC ID
L6ARDM70UW



0 dB = 0.316A/m

	Document		Page
	Annex A to Hearing Aid Compatibility RF Emissions Test Report for the BlackBerry® Smartphone model RDM71UW		256 (300)
Author Data	Dates of Test	Report No	FCC ID
Daoud Attayi	Jan. 12-13, 2011	RTS-3640-1102-01	L6ARDM70UW

Date/Time: 1/12/2011 5:29:58 PM

Test Laboratory: RIM Testing Services

HAC_H_GSM850_mid_chan_Slide_Open

DUT: BlackBerry Smartphone;

Communication System: GSM 850; Frequency: 836.8 MHz; Duty Cycle: 1:8.3

Medium parameters used: $\sigma = 0$ mho/m, $\epsilon_r = 1$; $\rho = 1$ kg/m³

Phantom section: RF Section

DASY4 Configuration:

- Probe: H3DV6 - SN6168; ; Calibrated: 3/12/2010
- Sensor-Surface: 0mm (Fix Surface)Sensor-Surface: (Fix Surface)
- Electronics: DAE3 Sn472; Calibrated: 5/17/2010
- Phantom: HAC RF Test Arch with AMCC; Type: SD HAC P01 BA;
- Measurement SW: DASY4, V4.7 Build 80; Postprocessing SW: SEMCAD, V1.8 Build 186

H Scan - H3DV6 - 2007: 15 mm from Probe Center to the Device/Hearing Aid Compatibility Test (11x11x1): Measurement grid: dx=5mm, dy=5mm

Probe Modulation Factor = 1.00

Device Reference Point: 0.000, 0.000, -6.30 mm


Reference Value = 0.060 A/m; Power Drift = -0.414 dB

Maximum value of Total (measured) = 0.123 A/m

H Scan - H3DV6 - 2007: 15 mm from Probe Center to the Device/Hearing Aid Compatibility Test (101x101x1): Measurement grid: dx=5mm, dy=5mm

Maximum value of peak Total field = 0.255 A/m

Probe Modulation Factor = 2.87

	Document		Page
	Annex A to Hearing Aid Compatibility RF Emissions Test Report for the BlackBerry® Smartphone model RDM71UW		257 (300)
Author Data Daoud Attayi	Dates of Test Jan. 12-13, 2011	Report No RTS-3640-1102-01	FCC ID L6ARDM70UW

Device Reference Point: 0.000, 0.000, -6.30 mm

Reference Value = 0.060 A/m; Power Drift = -0.414 dB

Hearing Aid Near-Field Category: **M4 (AWF -5 dB)**

Peak H-field in A/m

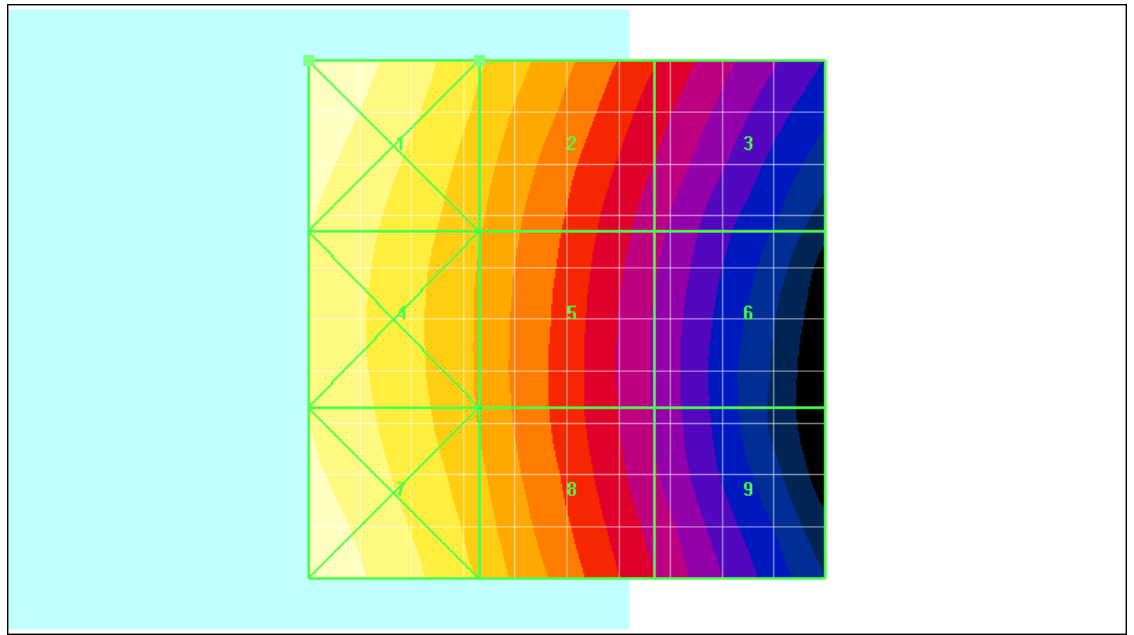
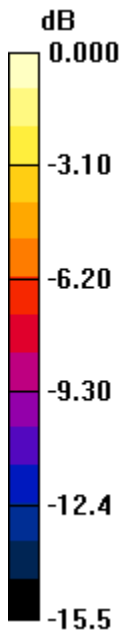
Grid 1 0.359 M4	Grid 2 0.255 M4	Grid 3 0.158 M4
Grid 4 0.319 M4	Grid 5 0.225 M4	Grid 6 0.128 M4
Grid 7 0.354 M4	Grid 8 0.248 M4	Grid 9 0.139 M4

Author Data
Daoud Attayi


Dates of Test
Jan. 12-13, 2011

Report No
RTS-3640-1102-01

FCC ID
L6ARDM70UW



0 dB = 0.359A/m

	Document		Page
	Annex A to Hearing Aid Compatibility RF Emissions Test Report for the BlackBerry® Smartphone model RDM71UW		259 (300)
Author Data	Dates of Test	Report No	FCC ID
Daoud Attayi	Jan. 12-13, 2011	RTS-3640-1102-01	L6ARDM70UW

Date/Time: 1/12/2011 5:34:59 PM

Test Laboratory: RIM Testing Services

HAC_H_GSM850_high_chan_Slide_Open

DUT: BlackBerry Smartphone;

Communication System: GSM 850; Frequency: 848.8 MHz; Duty Cycle: 1:8.3

Medium parameters used: $\sigma = 0$ mho/m, $\epsilon_r = 1$; $\rho = 1$ kg/m³

Phantom section: RF Section

DASY4 Configuration:

- Probe: H3DV6 - SN6168; ; Calibrated: 3/12/2010
- Sensor-Surface: 0mm (Fix Surface)Sensor-Surface: (Fix Surface)
- Electronics: DAE3 Sn472; Calibrated: 5/17/2010
- Phantom: HAC RF Test Arch with AMCC; Type: SD HAC P01 BA;
- Measurement SW: DASY4, V4.7 Build 80; Postprocessing SW: SEMCAD, V1.8 Build 186

H Scan - H3DV6 - 2007: 15 mm from Probe Center to the Device/Hearing Aid Compatibility Test (11x11x1): Measurement grid: dx=5mm, dy=5mm

Probe Modulation Factor = 1.00

Device Reference Point: 0.000, 0.000, -6.30 mm


Reference Value = 0.076 A/m; Power Drift = -0.119 dB

Maximum value of Total (measured) = 0.148 A/m

H Scan - H3DV6 - 2007: 15 mm from Probe Center to the Device/Hearing Aid Compatibility Test (101x101x1): Measurement grid: dx=5mm, dy=5mm

Maximum value of peak Total field = 0.317 A/m

Probe Modulation Factor = 2.87

	Document		Page
	Annex A to Hearing Aid Compatibility RF Emissions Test Report for the BlackBerry® Smartphone model RDM71UW		260 (300)
Author Data Daoud Attayi	Dates of Test Jan. 12-13, 2011	Report No RTS-3640-1102-01	FCC ID L6ARDM70UW

Device Reference Point: 0.000, 0.000, -6.30 mm

Reference Value = 0.076 A/m; Power Drift = -0.119 dB

Hearing Aid Near-Field Category: **M4 (AWF -5 dB)**

Peak H-field in A/m

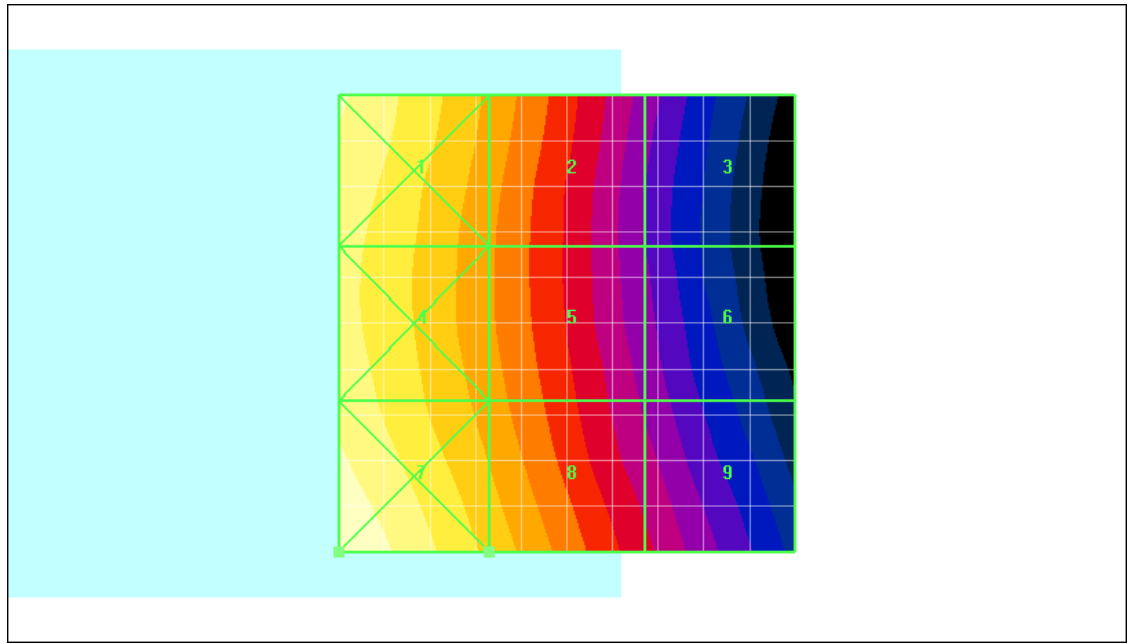
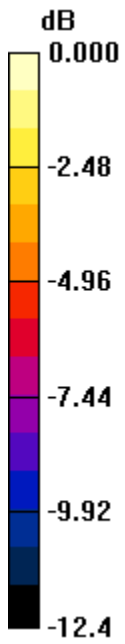
Grid 1 0.399 M4	Grid 2 0.290 M4	Grid 3 0.177 M4
Grid 4 0.382 M4	Grid 5 0.282 M4	Grid 6 0.181 M4
Grid 7 0.432 M4	Grid 8 0.317 M4	Grid 9 0.208 M4

Author Data
Daoud Attayi


Dates of Test
Jan. 12-13, 2011

Report No
RTS-3640-1102-01

FCC ID
L6ARDM70UW



0 dB = 0.432A/m

	Document		Page
	Annex A to Hearing Aid Compatibility RF Emissions Test Report for the BlackBerry® Smartphone model RDM71UW		262 (300)
Author Data	Dates of Test	Report No	FCC ID
Daoud Attayi	Jan. 12-13, 2011	RTS-3640-1102-01	L6ARDM70UW

Date/Time: 1/12/2011 5:40:25 PM

Test Laboratory: RIM Testing Services

HAC_H_GSM850_high_chan_Slide_Open_Telecoil

DUT: BlackBerry Smartphone;

Communication System: GSM 850; Frequency: 848.8 MHz; Duty Cycle: 1:8.3

Medium parameters used: $\sigma = 0$ mho/m, $\epsilon_r = 1$; $\rho = 1$ kg/m³

Phantom section: RF Section

DASY4 Configuration:

- Probe: H3DV6 - SN6168; ; Calibrated: 3/12/2010
- Sensor-Surface: 0mm (Fix Surface) Sensor-Surface: (Fix Surface)
- Electronics: DAE3 Sn472; Calibrated: 5/17/2010
- Phantom: HAC RF Test Arch with AMCC; Type: SD HAC P01 BA;
- Measurement SW: DASY4, V4.7 Build 80; Postprocessing SW: SEMCAD, V1.8 Build 186

H Scan - H3DV6 - 2007: 15 mm from Probe Center to the Device/Hearing Aid Compatibility Test (11x11x1): Measurement grid: dx=5mm, dy=5mm

Probe Modulation Factor = 1.00

Device Reference Point: 0.000, 0.000, -6.30 mm


Reference Value = 0.074 A/m; Power Drift = -0.077 dB

Maximum value of Total (measured) = 0.130 A/m

H Scan - H3DV6 - 2007: 15 mm from Probe Center to the Device/Hearing Aid Compatibility Test (101x101x1): Measurement grid: dx=5mm, dy=5mm

Maximum value of peak Total field = 0.268 A/m

Probe Modulation Factor = 2.87

	Document Annex A to Hearing Aid Compatibility RF Emissions Test Report for the BlackBerry® Smartphone model RDM71UW		Page 263 (300)
	Author Data Daoud Attayi	Dates of Test Jan. 12-13, 2011	Report No RTS-3640-1102-01

Device Reference Point: 0.000, 0.000, -6.30 mm

Reference Value = 0.074 A/m; Power Drift = -0.077 dB

Hearing Aid Near-Field Category: **M4 (AWF -5 dB)**

Peak H-field in A/m

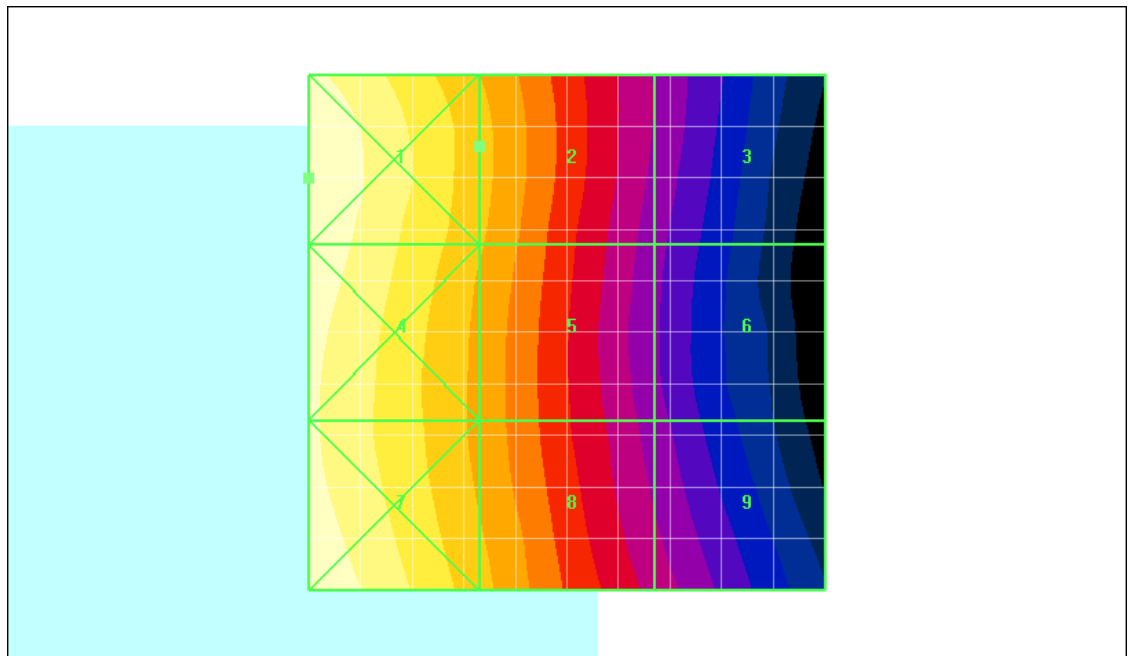
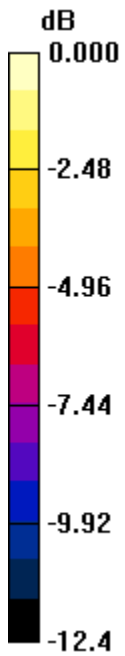
Grid 1 0.378 M4	Grid 2 0.268 M4	Grid 3 0.160 M4
Grid 4 0.369 M4	Grid 5 0.262 M4	Grid 6 0.153 M4
Grid 7 0.372 M4	Grid 8 0.268 M4	Grid 9 0.171 M4

Author Data
Daoud Attayi


Dates of Test
Jan. 12-13, 2011

Report No
RTS-3640-1102-01

FCC ID
L6ARDM70UW



0 dB = 0.378A/m

	Document		Page
	Annex A to Hearing Aid Compatibility RF Emissions Test Report for the BlackBerry® Smartphone model RDM71UW		265 (300)
Author Data	Dates of Test	Report No	FCC ID
Daoud Attayi	Jan. 12-13, 2011	RTS-3640-1102-01	L6ARDM70UW

Date/Time: 1/12/2011 8:13:07 PM

Test Laboratory: RIM Testing Services

HAC_H_UMTS_band_V_low_chan_Slide_Open

DUT: BlackBerry Smartphone;

Communication System: WCDMA FDD V; Frequency: 826.4 MHz; Duty Cycle: 1:1

Medium parameters used: $\sigma = 0$ mho/m, $\epsilon_r = 1$; $\rho = 1$ kg/m³

Phantom section: RF Section

DASY4 Configuration:

- Probe: H3DV6 - SN6168; ; Calibrated: 3/12/2010
- Sensor-Surface: 0mm (Fix Surface)Sensor-Surface: (Fix Surface)
- Electronics: DAE3 Sn472; Calibrated: 5/17/2010
- Phantom: HAC RF Test Arch with AMCC; Type: SD HAC P01 BA;
- Measurement SW: DASY4, V4.7 Build 80; Postprocessing SW: SEMCAD, V1.8 Build 186

H Scan - H3DV6 - 2007: 15 mm from Probe Center to the Device/Hearing Aid Compatibility Test (11x11x1): Measurement grid: dx=5mm, dy=5mm


Probe Modulation Factor = 1.00

Device Reference Point: 0.000, 0.000, -6.30 mm

Reference Value = 0.050 A/m; Power Drift = 0.212 dB

Maximum value of Total (measured) = 0.103 A/m

H Scan - H3DV6 - 2007: 15 mm from Probe Center to the Device/Hearing Aid Compatibility Test (101x101x1): Measurement grid: dx=5mm, dy=5mm

	Document		Page
	Annex A to Hearing Aid Compatibility RF Emissions Test Report for the BlackBerry® Smartphone model RDM71UW		266 (300)
Author Data Daoud Attayi	Dates of Test Jan. 12-13, 2011	Report No RTS-3640-1102-01	FCC ID L6ARDM70UW

Maximum value of peak Total field = 0.073 A/m

Probe Modulation Factor = 0.980

Device Reference Point: 0.000, 0.000, -6.30 mm

Reference Value = 0.050 A/m; Power Drift = 0.212 dB

Hearing Aid Near-Field Category: M4 (AWF 0 dB)

Peak H-field in A/m

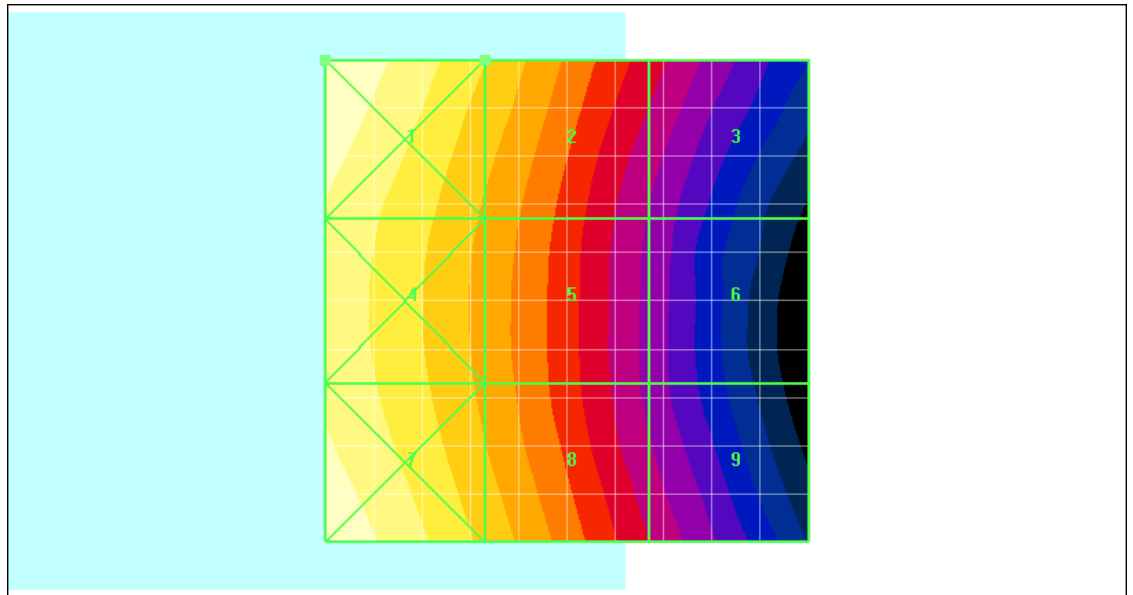
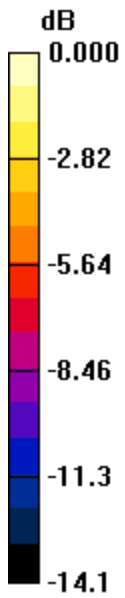
Grid 1 0.101 M4	Grid 2 0.073 M4	Grid 3 0.045 M4
Grid 4 0.090 M4	Grid 5 0.065 M4	Grid 6 0.038 M4
Grid 7 0.100 M4	Grid 8 0.071 M4	Grid 9 0.043 M4

Author Data
Daoud Attayi

Dates of Test
Jan. 12-13, 2011

Report No
RTS-3640-1102-01

FCC ID
L6ARDM70UW



0 dB = 0.101A/m

	Document		Page
	Annex A to Hearing Aid Compatibility RF Emissions Test Report for the BlackBerry® Smartphone model RDM71UW		268 (300)
Author Data	Dates of Test	Report No	FCC ID
Daoud Attayi	Jan. 12-13, 2011	RTS-3640-1102-01	L6ARDM70UW

Date/Time: 1/12/2011 8:18:39 PM

Test Laboratory: RIM Testing Services

HAC_H_UMTS_band_V_mid_chan_Slide_Open

DUT: BlackBerry Smartphone;

Communication System: WCDMA FDD V; Frequency: 836.4 MHz; Duty Cycle: 1:1

Medium parameters used: $\sigma = 0$ mho/m, $\epsilon_r = 1$; $\rho = 1$ kg/m³

Phantom section: RF Section

DASY4 Configuration:

- Probe: H3DV6 - SN6168; ; Calibrated: 3/12/2010
- Sensor-Surface: 0mm (Fix Surface)Sensor-Surface: (Fix Surface)
- Electronics: DAE3 Sn472; Calibrated: 5/17/2010
- Phantom: HAC RF Test Arch with AMCC; Type: SD HAC P01 BA;
- Measurement SW: DASY4, V4.7 Build 80; Postprocessing SW: SEMCAD, V1.8 Build 186

H Scan - H3DV6 - 2007: 15 mm from Probe Center to the Device/Hearing Aid Compatibility Test (11x11x1): Measurement grid: dx=5mm, dy=5mm

Probe Modulation Factor = 1.00

Device Reference Point: 0.000, 0.000, -6.30 mm


Reference Value = 0.050 A/m; Power Drift = -0.037 dB

Maximum value of Total (measured) = 0.103 A/m

H Scan - H3DV6 - 2007: 15 mm from Probe Center to the Device/Hearing Aid Compatibility Test (101x101x1): Measurement grid: dx=5mm, dy=5mm

Maximum value of peak Total field = 0.074 A/m

Probe Modulation Factor = 0.980

	Document Annex A to Hearing Aid Compatibility RF Emissions Test Report for the BlackBerry® Smartphone model RDM71UW		Page 269 (300)
	Author Data Daoud Attayi	Dates of Test Jan. 12-13, 2011	Report No RTS-3640-1102-01

Device Reference Point: 0.000, 0.000, -6.30 mm

Reference Value = 0.050 A/m; Power Drift = -0.037 dB

Hearing Aid Near-Field Category: **M4 (AWF 0 dB)**

Peak H-field in A/m

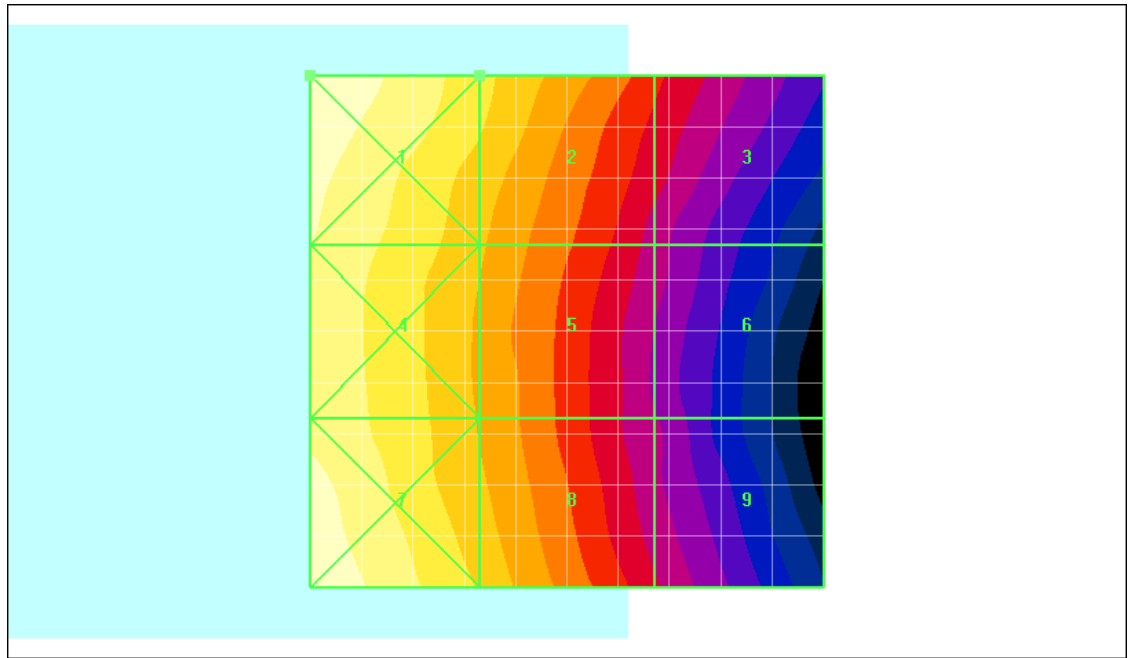
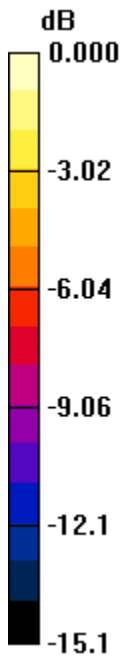
Grid 1 0.101 M4	Grid 2 0.074 M4	Grid 3 0.047 M4
Grid 4 0.090 M4	Grid 5 0.065 M4	Grid 6 0.038 M4
Grid 7 0.100 M4	Grid 8 0.070 M4	Grid 9 0.041 M4

Author Data
Daoud Attayi


Dates of Test
Jan. 12-13, 2011

Report No
RTS-3640-1102-01

FCC ID
L6ARDM70UW



0 dB = 0.101A/m

	Document		Page
	Annex A to Hearing Aid Compatibility RF Emissions Test Report for the BlackBerry® Smartphone model RDM71UW		271 (300)
Author Data	Dates of Test	Report No	FCC ID
Daoud Attayi	Jan. 12-13, 2011	RTS-3640-1102-01	L6ARDM70UW

Date/Time: 1/12/2011 8:23:21 PM

Test Laboratory: RIM Testing Services

HAC_H_UMTS_band_V_high_chan_Slide_Open

DUT: BlackBerry Smartphone;

Communication System: WCDMA FDD V; Frequency: 846.6 MHz; Duty Cycle: 1:1

Medium parameters used: $\sigma = 0$ mho/m, $\epsilon_r = 1$; $\rho = 1$ kg/m³

Phantom section: RF Section

DASY4 Configuration:

- Probe: H3DV6 - SN6168; ; Calibrated: 3/12/2010
- Sensor-Surface: 0mm (Fix Surface)Sensor-Surface: (Fix Surface)
- Electronics: DAE3 Sn472; Calibrated: 5/17/2010
- Phantom: HAC RF Test Arch with AMCC; Type: SD HAC P01 BA;
- Measurement SW: DASY4, V4.7 Build 80; Postprocessing SW: SEMCAD, V1.8 Build 186

H Scan - H3DV6 - 2007: 15 mm from Probe Center to the Device/Hearing Aid Compatibility Test (11x11x1): Measurement grid: dx=5mm, dy=5mm

Probe Modulation Factor = 1.00

Device Reference Point: 0.000, 0.000, -6.30 mm

Reference Value = 0.065 A/m; Power Drift = 0.173 dB

Maximum value of Total (measured) = 0.129 A/m

H Scan - H3DV6 - 2007: 15 mm from Probe Center to the Device/Hearing Aid Compatibility Test (101x101x1): Measurement grid: dx=5mm, dy=5mm

Maximum value of peak Total field = 0.095 A/m

Probe Modulation Factor = 0.980



Author Data
Daoud Attayi

Dates of Test
Jan. 12-13, 2011

Report No
RTS-3640-1102-01

FCC ID
L6ARDM70UW

Device Reference Point: 0.000, 0.000, -6.30 mm

Reference Value = 0.065 A/m; Power Drift = 0.173 dB

Hearing Aid Near-Field Category: **M4 (AWF 0 dB)**

Peak H-field in A/m

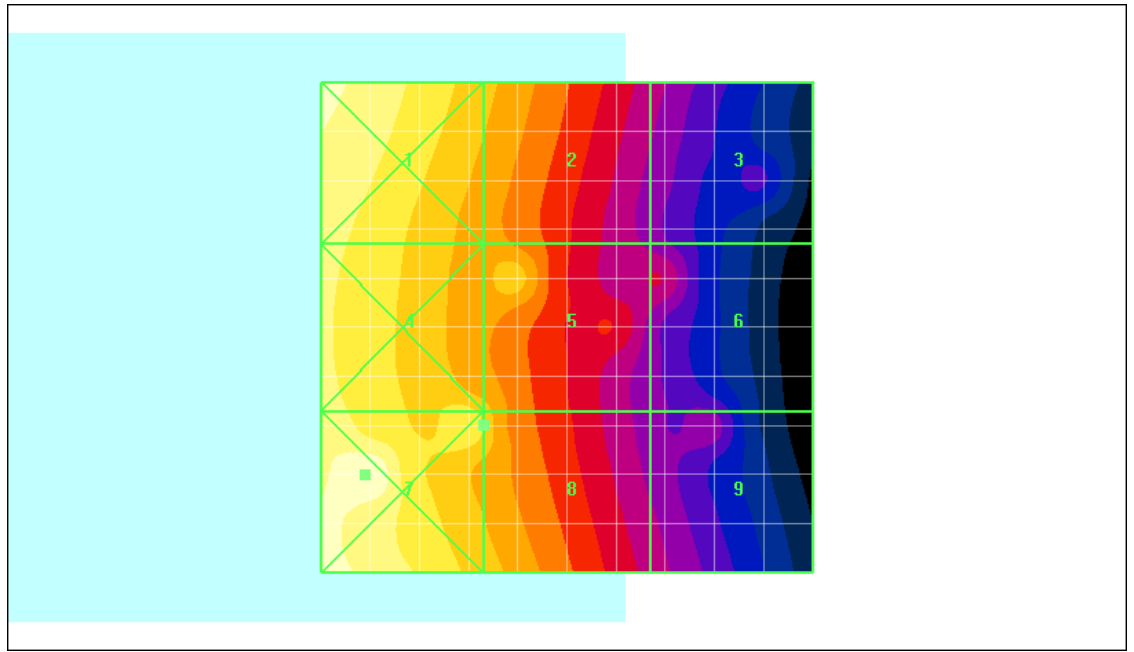
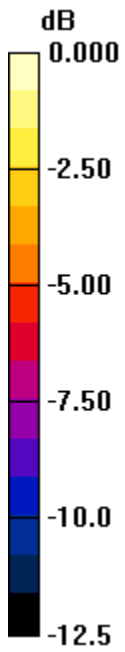
Grid 1 0.119 M4	Grid 2 0.090 M4	Grid 3 0.056 M4
Grid 4 0.108 M4	Grid 5 0.091 M4	Grid 6 0.060 M4
Grid 7 0.127 M4	Grid 8 0.095 M4	Grid 9 0.057 M4

Author Data
Daoud Attayi

Dates of Test
Jan. 12-13, 2011

Report No
RTS-3640-1102-01

FCC ID
L6ARDM70UW



0 dB = 0.127A/m

	Document		Page
	Annex A to Hearing Aid Compatibility RF Emissions Test Report for the BlackBerry® Smartphone model RDM71UW		274 (300)
Author Data	Dates of Test	Report No	FCC ID
Daoud Attayi	Jan. 12-13, 2011	RTS-3640-1102-01	L6ARDM70UW

Date/Time: 1/12/2011 8:28:14 PM

Test Laboratory: RIM Testing Services

HAC_H_UMTS_band_V_high_chan_Slide_Open_Telecoil

DUT: BlackBerry Smartphone;

Communication System: WCDMA FDD V; Frequency: 846.6 MHz; Duty Cycle: 1:1

Medium parameters used: $\sigma = 0$ mho/m, $\epsilon_r = 1$; $\rho = 1$ kg/m³

Phantom section: RF Section

DASY4 Configuration:

- Probe: H3DV6 - SN6168; ; Calibrated: 3/12/2010
- Sensor-Surface: 0mm (Fix Surface)Sensor-Surface: (Fix Surface)
- Electronics: DAE3 Sn472; Calibrated: 5/17/2010
- Phantom: HAC RF Test Arch with AMCC; Type: SD HAC P01 BA;
- Measurement SW: DASY4, V4.7 Build 80; Postprocessing SW: SEMCAD, V1.8 Build 186

H Scan - H3DV6 - 2007: 15 mm from Probe Center to the Device/Hearing Aid Compatibility Test (11x11x1): Measurement grid: dx=5mm, dy=5mm

Probe Modulation Factor = 1.00

Device Reference Point: 0.000, 0.000, -6.30 mm

Reference Value = 0.066 A/m; Power Drift = -0.054 dB

Maximum value of Total (measured) = 0.117 A/m

H Scan - H3DV6 - 2007: 15 mm from Probe Center to the Device/Hearing Aid Compatibility Test (101x101x1): Measurement grid: dx=5mm, dy=5mm

Maximum value of peak Total field = 0.084 A/m

Probe Modulation Factor = 0.980



Document Annex A to Hearing Aid Compatibility RF Emissions Test Report for the BlackBerry® Smartphone model RDM71UW		Page 275 (300)	
Author Data Daoud Attayi	Dates of Test Jan. 12-13, 2011	Report No RTS-3640-1102-01	FCC ID L6ARDM70UW

Device Reference Point: 0.000, 0.000, -6.30 mm

Reference Value = 0.066 A/m; Power Drift = -0.054 dB

Hearing Aid Near-Field Category: **M4 (AWF 0 dB)**

Peak H-field in A/m

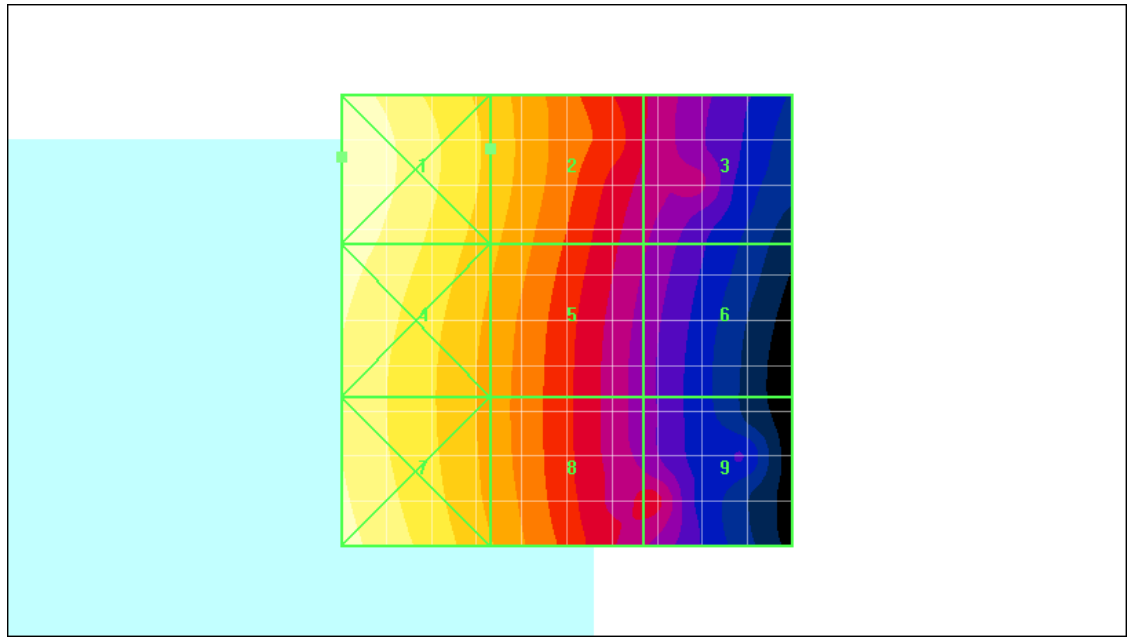
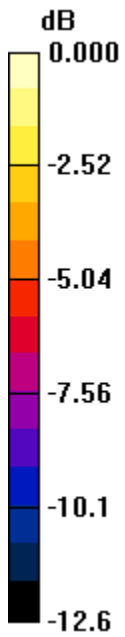
Grid 1 0.115 M4	Grid 2 0.084 M4	Grid 3 0.054 M4
Grid 4 0.111 M4	Grid 5 0.080 M4	Grid 6 0.049 M4
Grid 7 0.109 M4	Grid 8 0.079 M4	Grid 9 0.056 M4

Author Data
Daoud Attayi

Dates of Test
Jan. 12-13, 2011

Report No
RTS-3640-1102-01

FCC ID
L6ARDM70UW



0 dB = 0.115A/m

	Document		Page
	Annex A to Hearing Aid Compatibility RF Emissions Test Report for the BlackBerry® Smartphone model RDM71UW		277 (300)
Author Data	Dates of Test	Report No	FCC ID
Daoud Attayi	Jan. 12-13, 2011	RTS-3640-1102-01	L6ARDM70UW

Date/Time: 1/12/2011 5:53:57 PM

Test Laboratory: RIM Testing Services

HAC_H_GSM1900_low_chan_Slide_Open

DUT: BlackBerry Smartphone;

Communication System: GSM 1900; Frequency: 1850.2 MHz; Duty Cycle: 1:8.3

Medium parameters used: $\sigma = 0$ mho/m, $\epsilon_r = 1$; $\rho = 1$ kg/m³

Phantom section: RF Section

DASY4 Configuration:

- Probe: H3DV6 - SN6168; ; Calibrated: 3/12/2010
- Sensor-Surface: 0mm (Fix Surface) Sensor-Surface: (Fix Surface)
- Electronics: DAE3 Sn472; Calibrated: 5/17/2010
- Phantom: HAC RF Test Arch with AMCC; Type: SD HAC P01 BA;
- Measurement SW: DASY4, V4.7 Build 80; Postprocessing SW: SEMCAD, V1.8 Build 186

H Scan - H3DV6 - 2007: 15 mm from Probe Center to the Device/Hearing Aid Compatibility Test (11x11x1): Measurement grid: dx=5mm, dy=5mm

Probe Modulation Factor = 1.00

Device Reference Point: 0.000, 0.000, -6.30 mm


Reference Value = 0.069 A/m; Power Drift = -0.029 dB

Maximum value of Total (measured) = 0.066 A/m

H Scan - H3DV6 - 2007: 15 mm from Probe Center to the Device/Hearing Aid Compatibility Test (101x101x1): Measurement grid: dx=5mm, dy=5mm

Maximum value of peak Total field = 0.179 A/m

Probe Modulation Factor = 2.76

	Document Annex A to Hearing Aid Compatibility RF Emissions Test Report for the BlackBerry® Smartphone model RDM71UW		Page 278 (300)
	Author Data Daoud Attayi	Dates of Test Jan. 12-13, 2011	Report No RTS-3640-1102-01

Device Reference Point: 0.000, 0.000, -6.30 mm

Reference Value = 0.069 A/m; Power Drift = -0.029 dB

Hearing Aid Near-Field Category: **M3 (AWF -5 dB)**

Peak H-field in A/m

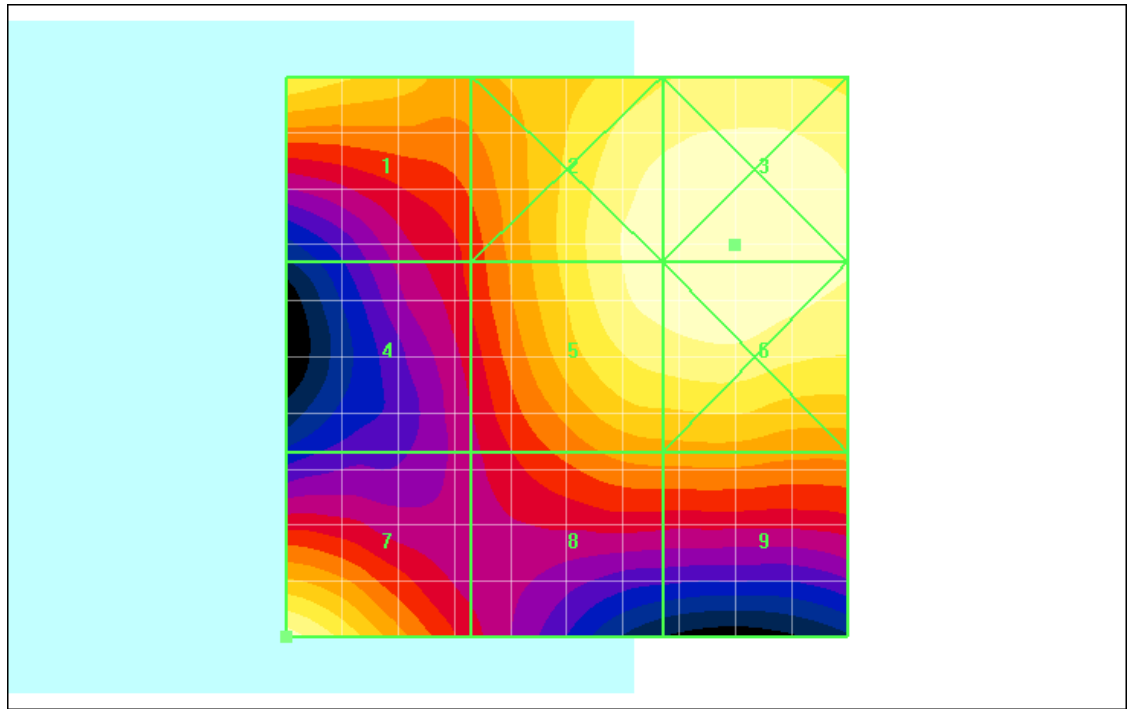
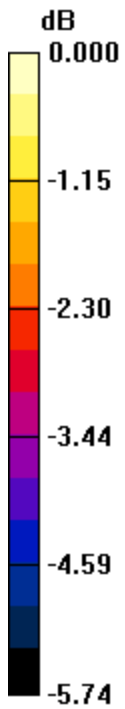
Grid 1 0.168 M3	Grid 2 0.179 M3	Grid 3 0.183 M3
Grid 4 0.137 M4	Grid 5 0.179 M3	Grid 6 0.182 M3
Grid 7 0.179 M3	Grid 8 0.150 M3	Grid 9 0.151 M3

Author Data
Daoud Attayi


Dates of Test
Jan. 12-13, 2011

Report No
RTS-3640-1102-01

FCC ID
L6ARDM70UW



0 dB = 0.183A/m

	Document		Page
	Annex A to Hearing Aid Compatibility RF Emissions Test Report for the BlackBerry® Smartphone model RDM71UW		280 (300)
Author Data	Dates of Test	Report No	FCC ID
Daoud Attayi	Jan. 12-13, 2011	RTS-3640-1102-01	L6ARDM70UW

Date/Time: 1/12/2011 5:59:28 PM

Test Laboratory: RIM Testing Services

HAC_H_GSM1900_mid_chan_Slide_Open

DUT: BlackBerry Smartphone;

Communication System: GSM 1900; Frequency: 1880 MHz; Duty Cycle: 1:8.3

Medium parameters used: $\sigma = 0$ mho/m, $\epsilon_r = 1$; $\rho = 1$ kg/m³

Phantom section: RF Section

DASY4 Configuration:

- Probe: H3DV6 - SN6168; ; Calibrated: 3/12/2010
- Sensor-Surface: 0mm (Fix Surface)Sensor-Surface: (Fix Surface)
- Electronics: DAE3 Sn472; Calibrated: 5/17/2010
- Phantom: HAC RF Test Arch with AMCC; Type: SD HAC P01 BA;
- Measurement SW: DASY4, V4.7 Build 80; Postprocessing SW: SEMCAD, V1.8 Build 186

H Scan - H3DV6 - 2007: 15 mm from Probe Center to the Device/Hearing Aid Compatibility Test (11x11x1): Measurement grid: dx=5mm, dy=5mm

Probe Modulation Factor = 1.00

Device Reference Point: 0.000, 0.000, -6.30 mm


Reference Value = 0.075 A/m; Power Drift = 0.009 dB

Maximum value of Total (measured) = 0.075 A/m

H Scan - H3DV6 - 2007: 15 mm from Probe Center to the Device/Hearing Aid Compatibility Test (101x101x1): Measurement grid: dx=5mm, dy=5mm

Maximum value of peak Total field = 0.196 A/m

Probe Modulation Factor = 2.76

	Document		Page
	Annex A to Hearing Aid Compatibility RF Emissions Test Report for the BlackBerry® Smartphone model RDM71UW		281 (300)
Author Data	Dates of Test	Report No	FCC ID
Daoud Attayi	Jan. 12-13, 2011	RTS-3640-1102-01	L6ARDM70UW

Device Reference Point: 0.000, 0.000, -6.30 mm

Reference Value = 0.075 A/m; Power Drift = 0.009 dB

Hearing Aid Near-Field Category: **M3 (AWF -5 dB)**

Peak H-field in A/m

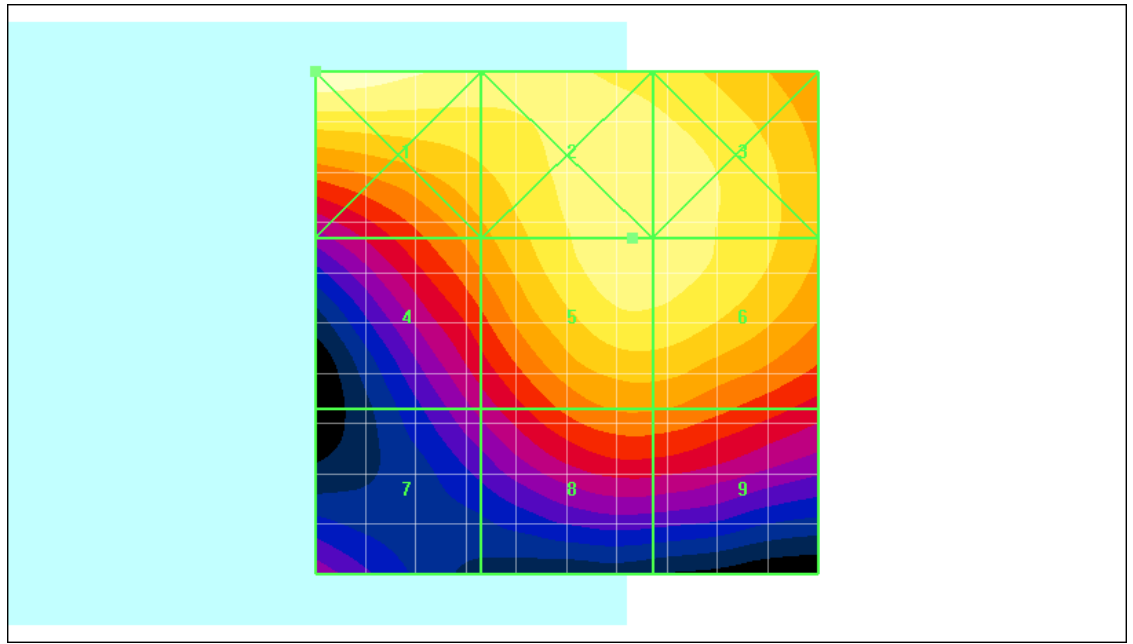
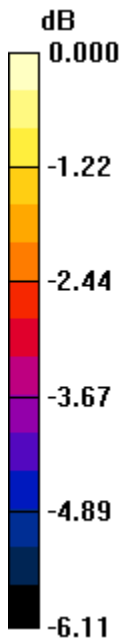
Grid 1	Grid 2	Grid 3
0.207 M3	0.197 M3	0.196 M3
Grid 4	Grid 5	Grid 6
0.169 M3	0.196 M3	0.195 M3
Grid 7	Grid 8	Grid 9
0.138 M4	0.165 M3	0.164 M3

Author Data
Daoud Attayi


Dates of Test
Jan. 12-13, 2011

Report No
RTS-3640-1102-01

FCC ID
L6ARDM70UW



0 dB = 0.207A/m

	Document		Page
	Annex A to Hearing Aid Compatibility RF Emissions Test Report for the BlackBerry® Smartphone model RDM71UW		283 (300)
Author Data	Dates of Test	Report No	FCC ID
Daoud Attayi	Jan. 12-13, 2011	RTS-3640-1102-01	L6ARDM70UW

Date/Time: 1/12/2011 6:04:30 PM

Test Laboratory: RIM Testing Services

HAC_H_GSM1900_high_chan_Slide_Open

DUT: BlackBerry Smartphone;

Communication System: GSM 1900; Frequency: 1909.8 MHz; Duty Cycle: 1:8.3

Medium parameters used: $\sigma = 0$ mho/m, $\epsilon_r = 1$; $\rho = 1$ kg/m³

Phantom section: RF Section

DASY4 Configuration:

- Probe: H3DV6 - SN6168; ; Calibrated: 3/12/2010
- Sensor-Surface: 0mm (Fix Surface) Sensor-Surface: (Fix Surface)
- Electronics: DAE3 Sn472; Calibrated: 5/17/2010
- Phantom: HAC RF Test Arch with AMCC; Type: SD HAC P01 BA;
- Measurement SW: DASY4, V4.7 Build 80; Postprocessing SW: SEMCAD, V1.8 Build 186

H Scan - H3DV6 - 2007: 15 mm from Probe Center to the Device/Hearing Aid Compatibility Test (11x11x1): Measurement grid: dx=5mm, dy=5mm

Probe Modulation Factor = 1.00

Device Reference Point: 0.000, 0.000, -6.30 mm


Reference Value = 0.071 A/m; Power Drift = -0.056 dB

Maximum value of Total (measured) = 0.081 A/m

H Scan - H3DV6 - 2007: 15 mm from Probe Center to the Device/Hearing Aid Compatibility Test (101x101x1): Measurement grid: dx=5mm, dy=5mm

Maximum value of peak Total field = 0.185 A/m

Probe Modulation Factor = 2.76

	Document		Page
	Annex A to Hearing Aid Compatibility RF Emissions Test Report for the BlackBerry® Smartphone model RDM71UW		284 (300)
Author Data	Dates of Test	Report No	FCC ID
Daoud Attayi	Jan. 12-13, 2011	RTS-3640-1102-01	L6ARDM70UW

Device Reference Point: 0.000, 0.000, -6.30 mm

Reference Value = 0.071 A/m; Power Drift = -0.056 dB

Hearing Aid Near-Field Category: **M3 (AWF -5 dB)**

Peak H-field in A/m

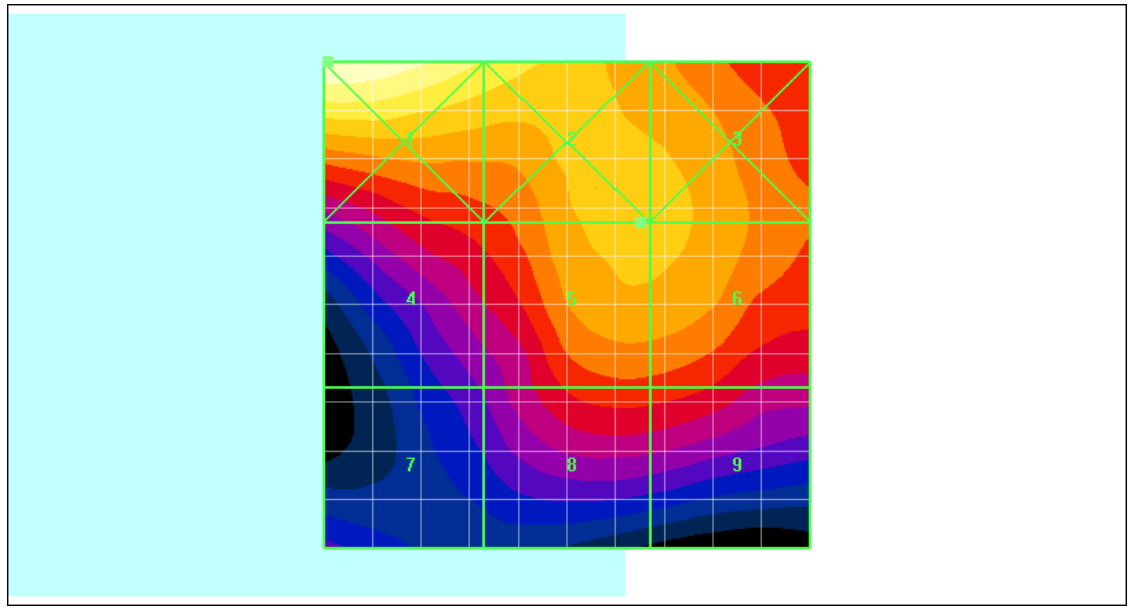
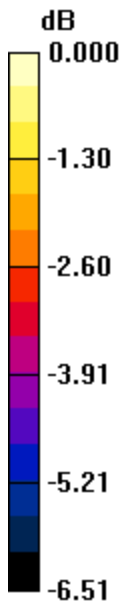
Grid 1	Grid 2	Grid 3
0.222 M3	0.200 M3	0.185 M3
Grid 4	Grid 5	Grid 6
0.161 M3	0.185 M3	0.184 M3
Grid 7	Grid 8	Grid 9
0.136 M4	0.163 M3	0.162 M3

Author Data
Daoud Attayi


Dates of Test
Jan. 12-13, 2011

Report No
RTS-3640-1102-01

FCC ID
L6ARDM70UW



0 dB = 0.222A/m

	Document		Page
	Annex A to Hearing Aid Compatibility RF Emissions Test Report for the BlackBerry® Smartphone model RDM71UW		286 (300)
Author Data	Dates of Test	Report No	FCC ID
Daoud Attayi	Jan. 12-13, 2011	RTS-3640-1102-01	L6ARDM70UW

Date/Time: 1/12/2011 6:11:38 PM

Test Laboratory: RIM Testing Services

HAC_H_GSM1900_mid_chan_Slide_Open_Telecoil

DUT: BlackBerry Smartphone;

Communication System: GSM 1900; Frequency: 1880 MHz; Duty Cycle: 1:8.3

Medium parameters used: $\sigma = 0$ mho/m, $\epsilon_r = 1$; $\rho = 1$ kg/m³

Phantom section: RF Section

DASY4 Configuration:

- Probe: H3DV6 - SN6168; ; Calibrated: 3/12/2010
- Sensor-Surface: 0mm (Fix Surface) Sensor-Surface: (Fix Surface)
- Electronics: DAE3 Sn472; Calibrated: 5/17/2010
- Phantom: HAC RF Test Arch with AMCC; Type: SD HAC P01 BA;
- Measurement SW: DASY4, V4.7 Build 80; Postprocessing SW: SEMCAD, V1.8 Build 186

H Scan - H3DV6 - 2007: 15 mm from Probe Center to the Device/Hearing Aid Compatibility Test (11x11x1): Measurement grid: dx=5mm, dy=5mm

Probe Modulation Factor = 1.00

Device Reference Point: 0.000, 0.000, -6.30 mm


Reference Value = 0.074 A/m; Power Drift = 0.034 dB

Maximum value of Total (measured) = 0.081 A/m

H Scan - H3DV6 - 2007: 15 mm from Probe Center to the Device/Hearing Aid Compatibility Test (101x101x1): Measurement grid: dx=5mm, dy=5mm

Maximum value of peak Total field = 0.195 A/m

Probe Modulation Factor = 2.76

	Document Annex A to Hearing Aid Compatibility RF Emissions Test Report for the BlackBerry® Smartphone model RDM71UW		Page 287 (300)
	Author Data Daoud Attayi	Dates of Test Jan. 12-13, 2011	Report No RTS-3640-1102-01

Device Reference Point: 0.000, 0.000, -6.30 mm

Reference Value = 0.074 A/m; Power Drift = 0.034 dB

Hearing Aid Near-Field Category: **M3 (AWF -5 dB)**

Peak H-field in A/m

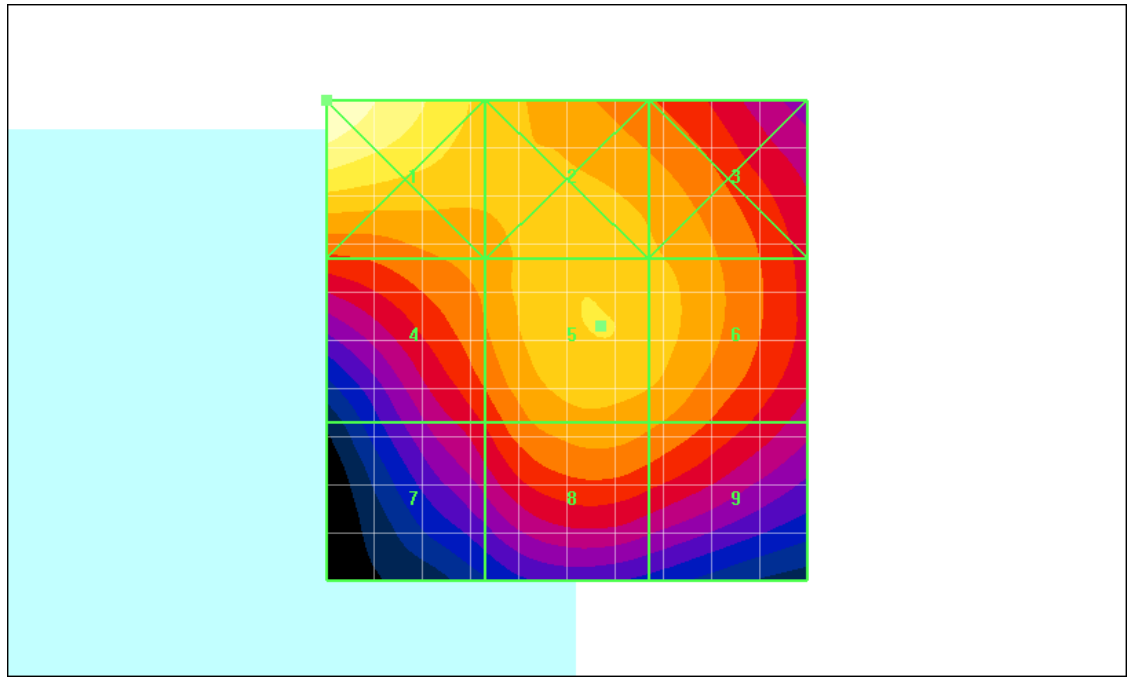
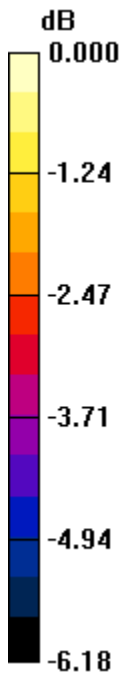
Grid 1	Grid 2	Grid 3
0.224 M3	0.193 M3	0.188 M3
Grid 4	Grid 5	Grid 6
0.181 M3	0.195 M3	0.191 M3
Grid 7	Grid 8	Grid 9
0.162 M3	0.183 M3	0.179 M3

Author Data
Daoud Attayi


Dates of Test
Jan. 12-13, 2011

Report No
RTS-3640-1102-01

FCC ID
L6ARDM70UW



0 dB = 0.224A/m

	Document		Page
	Annex A to Hearing Aid Compatibility RF Emissions Test Report for the BlackBerry® Smartphone model RDM71UW		289 (300)
Author Data	Dates of Test	Report No	FCC ID
Daoud Attayi	Jan. 12-13, 2011	RTS-3640-1102-01	L6ARDM70UW

Date/Time: 1/12/2011 6:32:01 PM

Test Laboratory: RIM Testing Services

HAC_H_UMTS_band_II_low_chan_Slide_Open

DUT: BlackBerry Smartphone;

Communication System: WCDMA FDD II; Frequency: 1852.4 MHz; Duty Cycle: 1:1

Medium parameters used: $\sigma = 0$ mho/m, $\epsilon_r = 1$; $\rho = 1$ kg/m³

Phantom section: RF Section

DASY4 Configuration:

- Probe: H3DV6 - SN6168; ; Calibrated: 3/12/2010
- Sensor-Surface: 0mm (Fix Surface)Sensor-Surface: (Fix Surface)
- Electronics: DAE3 Sn472; Calibrated: 5/17/2010
- Phantom: HAC RF Test Arch with AMCC; Type: SD HAC P01 BA;
- Measurement SW: DASY4, V4.7 Build 80; Postprocessing SW: SEMCAD, V1.8 Build 186

H Scan - H3DV6 - 2007: 15 mm from Probe Center to the Device/Hearing Aid Compatibility Test (11x11x1): Measurement grid: dx=5mm, dy=5mm

Probe Modulation Factor = 1.00

Device Reference Point: 0.000, 0.000, -6.30 mm


Reference Value = 0.098 A/m; Power Drift = -0.696 dB

Maximum value of Total (measured) = 0.109 A/m

H Scan - H3DV6 - 2007: 15 mm from Probe Center to the Device/Hearing Aid Compatibility Test (101x101x1): Measurement grid: dx=5mm, dy=5mm

Maximum value of peak Total field = 0.089 A/m

Probe Modulation Factor = 0.890

	Document		Page
	Annex A to Hearing Aid Compatibility RF Emissions Test Report for the BlackBerry® Smartphone model RDM71UW		290 (300)
Author Data Daoud Attayi	Dates of Test Jan. 12-13, 2011	Report No RTS-3640-1102-01	FCC ID L6ARDM70UW

Device Reference Point: 0.000, 0.000, -6.30 mm

Reference Value = 0.098 A/m; Power Drift = -0.696 dB

Hearing Aid Near-Field Category: **M4 (AWF 0 dB)**

Peak H-field in A/m

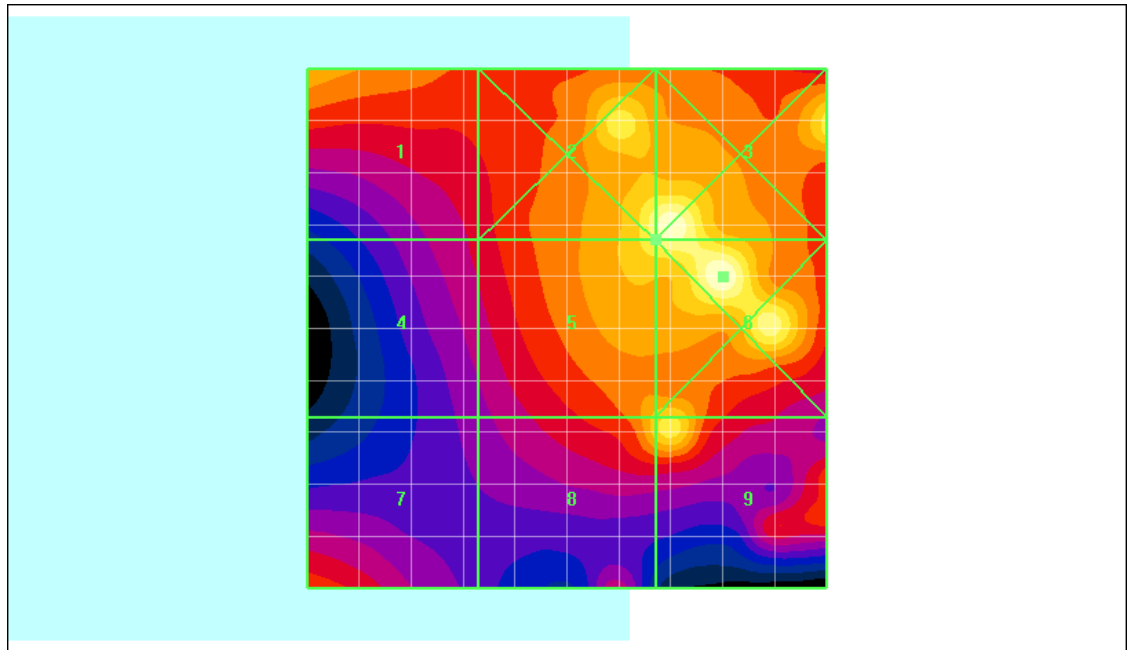
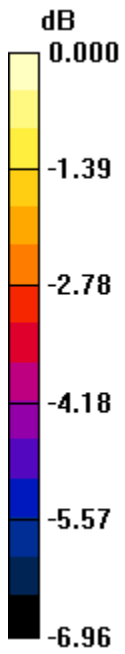
Grid 1 0.078 M4	Grid 2 0.091 M4	Grid 3 0.096 M4
Grid 4 0.065 M4	Grid 5 0.089 M4	Grid 6 0.097 M4
Grid 7 0.070 M4	Grid 8 0.081 M4	Grid 9 0.085 M4

Author Data
Daoud Attayi


Dates of Test
Jan. 12-13, 2011

Report No
RTS-3640-1102-01

FCC ID
L6ARDM70UW



0 dB = 0.097A/m

	Document		Page
	Annex A to Hearing Aid Compatibility RF Emissions Test Report for the BlackBerry® Smartphone model RDM71UW		292 (300)
Author Data	Dates of Test	Report No	FCC ID
Daoud Attayi	Jan. 12-13, 2011	RTS-3640-1102-01	L6ARDM70UW

Date/Time: 1/12/2011 6:39:09 PM

Test Laboratory: RIM Testing Services

HAC_H_UMTS_band_II_mid_chan_Slide_Open

DUT: BlackBerry Smartphone;

Communication System: WCDMA FDD II; Frequency: 1880 MHz; Duty Cycle: 1:1

Medium parameters used: $\sigma = 0$ mho/m, $\epsilon_r = 1$; $\rho = 1$ kg/m³

Phantom section: RF Section

DASY4 Configuration:

- Probe: H3DV6 - SN6168; ; Calibrated: 3/12/2010
- Sensor-Surface: 0mm (Fix Surface) Sensor-Surface: (Fix Surface)
- Electronics: DAE3 Sn472; Calibrated: 5/17/2010
- Phantom: HAC RF Test Arch with AMCC; Type: SD HAC P01 BA;
- Measurement SW: DASY4, V4.7 Build 80; Postprocessing SW: SEMCAD, V1.8 Build 186

H Scan - H3DV6 - 2007: 15 mm from Probe Center to the Device/Hearing Aid Compatibility Test (11x11x1): Measurement grid: dx=5mm, dy=5mm

Probe Modulation Factor = 1.00

Device Reference Point: 0.000, 0.000, -6.30 mm


Reference Value = 0.093 A/m; Power Drift = -0.100 dB

Maximum value of Total (measured) = 0.099 A/m

H Scan - H3DV6 - 2007: 15 mm from Probe Center to the Device/Hearing Aid Compatibility Test (101x101x1): Measurement grid: dx=5mm, dy=5mm

Maximum value of peak Total field = 0.081 A/m

Probe Modulation Factor = 0.890

	Document Annex A to Hearing Aid Compatibility RF Emissions Test Report for the BlackBerry® Smartphone model RDM71UW		Page 293 (300)
	Author Data Daoud Attayi	Dates of Test Jan. 12-13, 2011	Report No RTS-3640-1102-01

Device Reference Point: 0.000, 0.000, -6.30 mm

Reference Value = 0.093 A/m; Power Drift = -0.100 dB

Hearing Aid Near-Field Category: **M4 (AWF 0 dB)**

Peak H-field in A/m

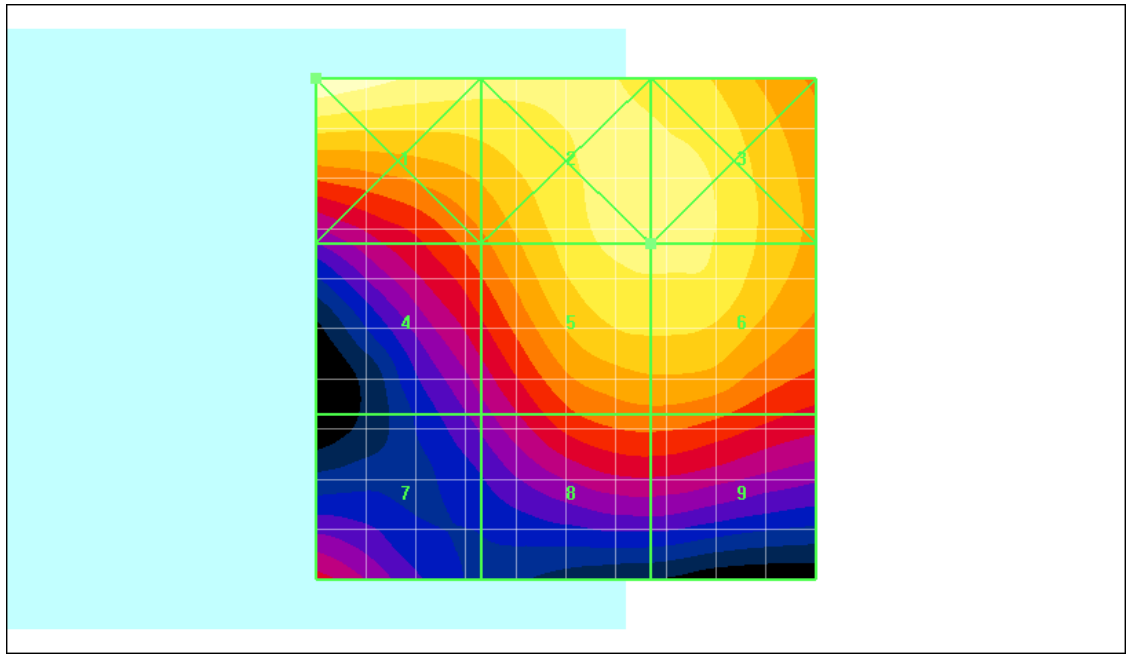
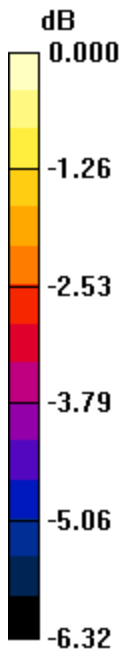
Grid 1 0.088 M4	Grid 2 0.082 M4	Grid 3 0.082 M4
Grid 4 0.068 M4	Grid 5 0.081 M4	Grid 6 0.081 M4
Grid 7 0.061 M4	Grid 8 0.068 M4	Grid 9 0.068 M4

Author Data
Daoud Attayi

Dates of Test
Jan. 12-13, 2011

Report No
RTS-3640-1102-01

FCC ID
L6ARDM70UW



0 dB = 0.088A/m

	Document		Page
	Annex A to Hearing Aid Compatibility RF Emissions Test Report for the BlackBerry® Smartphone model RDM71UW		295 (300)
Author Data	Dates of Test	Report No	FCC ID
Daoud Attayi	Jan. 12-13, 2011	RTS-3640-1102-01	L6ARDM70UW

Date/Time: 1/12/2011 7:54:51 PM

Test Laboratory: RIM Testing Services

HAC_H_UMTS_band_II_high_chan_Slide_Open

DUT: BlackBerry Smartphone;

Communication System: WCDMA FDD II; Frequency: 1907.6 MHz; Duty Cycle: 1:1

Medium parameters used: $\sigma = 0$ mho/m, $\epsilon_r = 1$; $\rho = 1$ kg/m³

Phantom section: RF Section

DASY4 Configuration:

- Probe: H3DV6 - SN6168; ; Calibrated: 3/12/2010
- Sensor-Surface: 0mm (Fix Surface) Sensor-Surface: (Fix Surface)
- Electronics: DAE3 Sn472; Calibrated: 5/17/2010
- Phantom: HAC RF Test Arch with AMCC; Type: SD HAC P01 BA;
- Measurement SW: DASY4, V4.7 Build 80; Postprocessing SW: SEMCAD, V1.8 Build 186

H Scan - H3DV6 - 2007: 15 mm from Probe Center to the Device/Hearing Aid Compatibility Test (11x11x1): Measurement grid: dx=5mm, dy=5mm

Probe Modulation Factor = 1.00

Device Reference Point: 0.000, 0.000, -6.30 mm


Reference Value = 0.083 A/m; Power Drift = -0.719 dB

Maximum value of Total (measured) = 0.101 A/m

H Scan - H3DV6 - 2007: 15 mm from Probe Center to the Device/Hearing Aid Compatibility Test (101x101x1): Measurement grid: dx=5mm, dy=5mm

Maximum value of peak Total field = 0.081 A/m

Probe Modulation Factor = 0.890

	Document Annex A to Hearing Aid Compatibility RF Emissions Test Report for the BlackBerry® Smartphone model RDM71UW		Page 296 (300)
	Author Data Daoud Attayi	Dates of Test Jan. 12-13, 2011	Report No RTS-3640-1102-01

Device Reference Point: 0.000, 0.000, -6.30 mm

Reference Value = 0.083 A/m; Power Drift = -0.719 dB

Hearing Aid Near-Field Category: **M4 (AWF 0 dB)**

Peak H-field in A/m

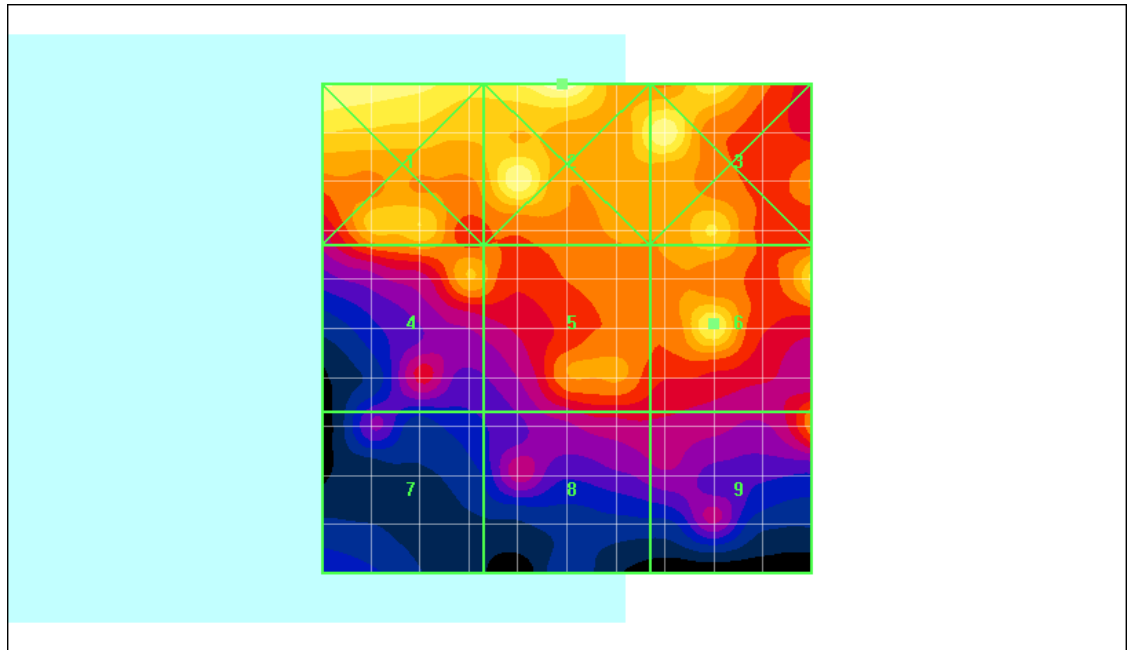
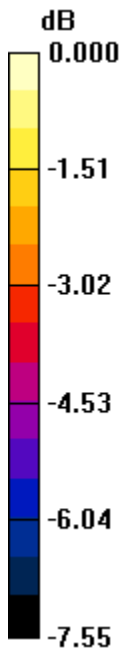
Grid 1 0.087 M4	Grid 2 0.091 M4	Grid 3 0.085 M4
Grid 4 0.073 M4	Grid 5 0.070 M4	Grid 6 0.081 M4
Grid 7 0.052 M4	Grid 8 0.059 M4	Grid 9 0.068 M4

Author Data
Daoud Attayi

Dates of Test
Jan. 12-13, 2011

Report No
RTS-3640-1102-01

FCC ID
L6ARDM70UW



0 dB = 0.091A/m

	Document		Page
	Annex A to Hearing Aid Compatibility RF Emissions Test Report for the BlackBerry® Smartphone model RDM71UW		298 (300)
Author Data	Dates of Test	Report No	FCC ID
Daoud Attayi	Jan. 12-13, 2011	RTS-3640-1102-01	L6ARDM70UW

Date/Time: 1/12/2011 8:07:32 PM

Test Laboratory: RIM Testing Services

HAC_H_UMTS_band_II_low_chan_Slide_Open_Telecoil

DUT: BlackBerry Smartphone;

Communication System: WCDMA FDD II; Frequency: 1852.4 MHz; Duty Cycle: 1:1

Medium parameters used: $\sigma = 0$ mho/m, $\epsilon_r = 1$; $\rho = 1$ kg/m³

Phantom section: RF Section

DASY4 Configuration:

- Probe: H3DV6 - SN6168; ; Calibrated: 3/12/2010
- Sensor-Surface: 0mm (Fix Surface) Sensor-Surface: (Fix Surface)
- Electronics: DAE3 Sn472; Calibrated: 5/17/2010
- Phantom: HAC RF Test Arch with AMCC; Type: SD HAC P01 BA;
- Measurement SW: DASY4, V4.7 Build 80; Postprocessing SW: SEMCAD, V1.8 Build 186

H Scan - H3DV6 - 2007: 15 mm from Probe Center to the Device/Hearing Aid Compatibility Test (11x11x1): Measurement grid: dx=5mm, dy=5mm

Probe Modulation Factor = 1.00

Device Reference Point: 0.000, 0.000, -6.30 mm

Reference Value = 0.092 A/m; Power Drift = -0.583 dB

Maximum value of Total (measured) = 0.099 A/m

H Scan - H3DV6 - 2007: 15 mm from Probe Center to the Device/Hearing Aid Compatibility Test (101x101x1): Measurement grid: dx=5mm, dy=5mm

Maximum value of peak Total field = 0.088 A/m

Probe Modulation Factor = 0.890



Author Data
Daoud Attayi

Dates of Test
Jan. 12-13, 2011

Report No
RTS-3640-1102-01

FCC ID
L6ARDM70UW

Device Reference Point: 0.000, 0.000, -6.30 mm

Reference Value = 0.092 A/m; Power Drift = -0.583 dB

Hearing Aid Near-Field Category: **M4 (AWF 0 dB)**

Peak H-field in A/m

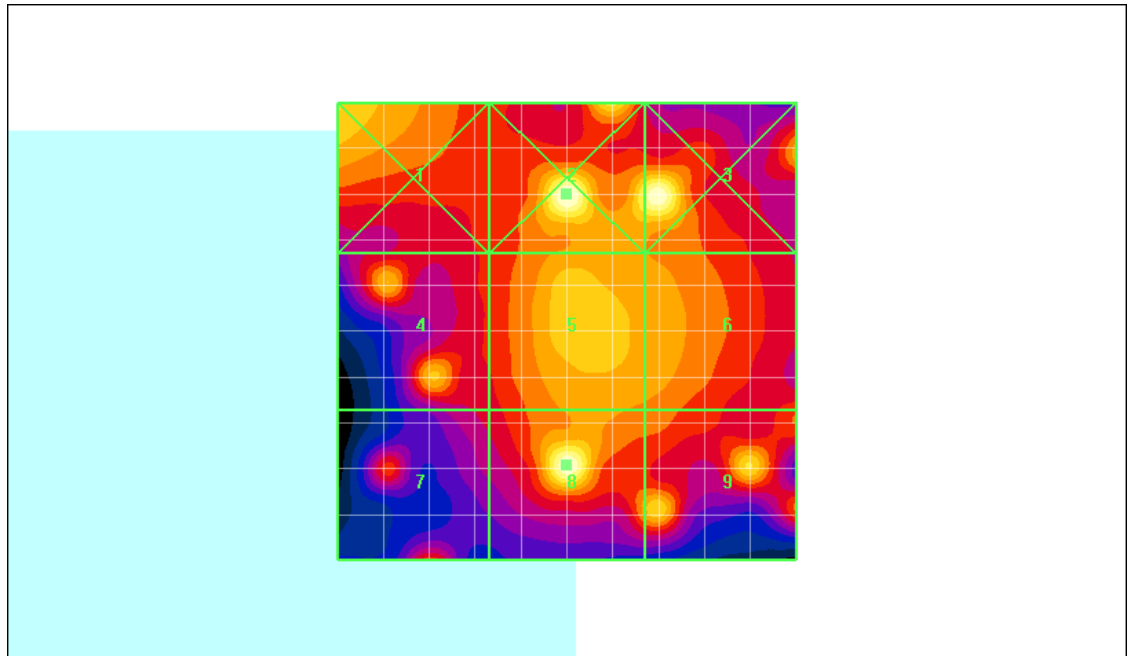
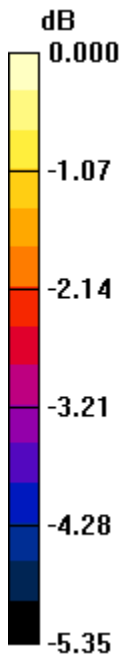
Grid 1 0.078 M4	Grid 2 0.088 M4	Grid 3 0.087 M4
Grid 4 0.076 M4	Grid 5 0.077 M4	Grid 6 0.074 M4
Grid 7 0.068 M4	Grid 8 0.088 M4	Grid 9 0.078 M4

Author Data
Daoud Attayi

Dates of Test
Jan. 12-13, 2011

Report No
RTS-3640-1102-01

FCC ID
L6ARDM70UW



0 dB = 0.088A/m