
	Document Appendix A for the BlackBerry® Smartphone Model RDH71CW SAR Report			Page 1(15)
	Author Data Hang Wang	Dates of Test Jan 14 – June 09, 2011	Test Report No RTS-2605-1102-05	FCC ID: L6ARDH70CW

APPENDIX A: SAR DISTRIBUTION COMPARISON FOR ACCURACY VERIFICATION

	Document Appendix A for the BlackBerry® Smartphone Model RDH71CW SAR Report			Page 2(15)
	Author Data Hang Wang	Dates of Test Jan 14 – June 09, 2011	Test Report No RTS-2605-1102-05	FCC ID: L6ARDH70CW

Date/Time: 1/27/2011 6:48:32 PM

Test Laboratory: RIM Testing Services

DipoleValidation_835MHz_Amb_Tem_23.5_Liq_Tem_21.8C_01_27_11

DUT: Dipole 835 MHz; Type: D835V2; Serial: D835V2 - SN:4d043

Communication System: CW; Frequency: 835 MHz; Duty Cycle: 1:1

Medium parameters used: $f = 835 \text{ MHz}$; $\sigma = 0.903 \text{ mho/m}$; $\epsilon_r = 42.1$; $\rho = 1000 \text{ kg/m}^3$

Phantom section: Flat Section

DASY4 Configuration:

- Probe: ET3DV6 - SN1643; ConvF(6.01, 6.01, 6.01); Calibrated: 3/9/2010
- Sensor-Surface: 4mm (Mechanical Surface Detection)
- Electronics: DAE3 Sn472; Calibrated: 5/17/2010
- Phantom: SAM 1; Type: SAM 4.0; Serial: 1076
- Measurement SW: DASY4, V4.7 Build 80; Postprocessing SW: SEMCAD, V1.8 Build 186

d=15mm, Pin=1000mW/Zoom Scan (5x5x7) 2 (5x5x7)/Cube 0: Measurement

grid: $dx=7.5\text{mm}$, $dy=7.5\text{mm}$, $dz=5\text{mm}$

Reference Value = 109.1 V/m; Power Drift = -0.028 dB

Peak SAR (extrapolated) = 13.3 W/kg

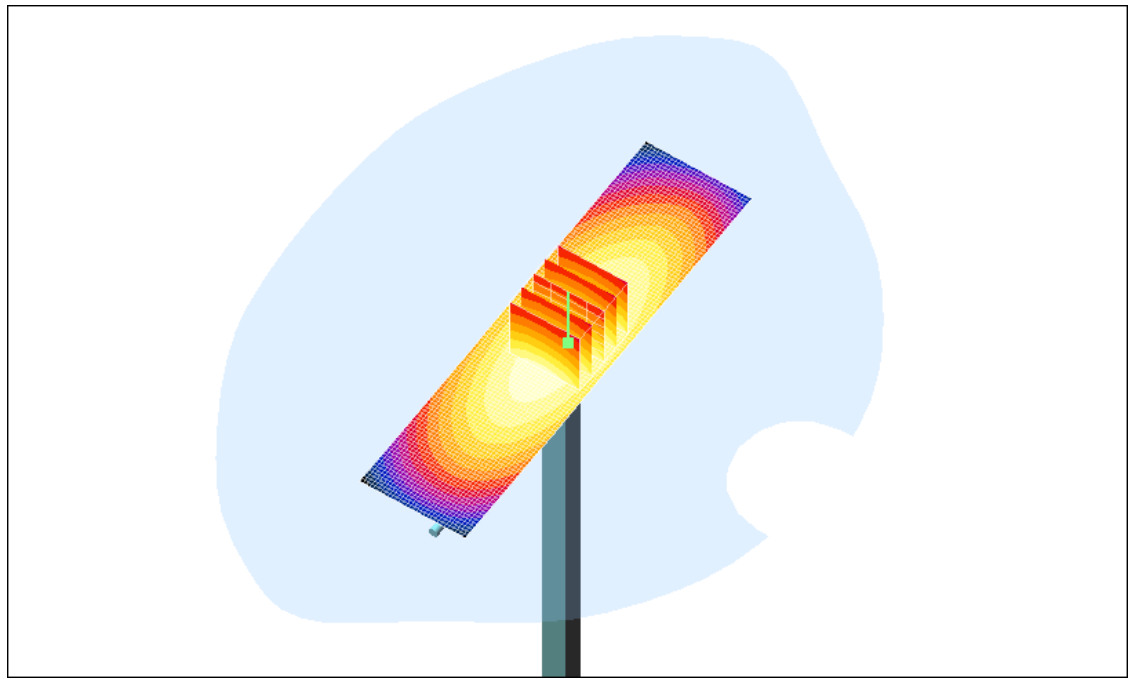
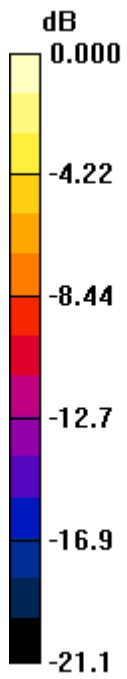
SAR(1 g) = 9.18 mW/g; SAR(10 g) = 6.02 mW/g

Maximum value of SAR (measured) = 9.91 mW/g


d=15mm, Pin=1000mW/Area Scan (31x121x1): Measurement grid: $dx=15\text{mm}$,

$dy=15\text{mm}$

Maximum value of SAR (interpolated) = 9.83 mW/g



0 dB = 9.83mW/g

	Document Appendix A for the BlackBerry® Smartphone Model RDH71CW SAR Report			Page 4(15)
	Author Data Hang Wang	Dates of Test Jan 14 – June 09, 2011	Test Report No RTS-2605-1102-05	FCC ID: L6ARDH70CW

Date/Time: 4/20/2011 2:37:03 PM, Date/Time: 4/20/2011 2:44:45 PM

Test Laboratory: RIM Testing Services

DipoleValidation_835MHz_Amb_Tem_23.9_Liq_Tem_22.1C_04_20_11

DUT: Dipole 835 MHz; Type: D835V2; Serial: D835V2 - SN:446

Communication System: CW; Communication System Band: **Not Specified**; Frequency: 835 MHz; Communication System PAR: 0 dB

Medium parameters used: $f = 835 \text{ MHz}$; $\sigma = 0.875 \text{ mho/m}$; $\epsilon_r = 40.074$; $\rho = 1000 \text{ kg/m}^3$

Phantom section: Flat Section

Measurement Standard: DASYS (IEEE/IEC/ANSI C63.19-2007)

DASY5 Configuration:

- Probe: ES3DV3 - SN3225; ConvF(6.47, 6.47, 6.47); Calibrated: 1/13/2011
 - Modulation Compensation: **Not calibrated**
- Sensor-Surface: 4mm (Mechanical Surface Detection)
- Electronics: DAE3 Sn473; Calibrated: 1/21/2011
- Phantom: SAM 1; Type: SAM 4.0; Serial: 1076
- Measurement SW: DASYS2, Version 52.6 (2); SEMCAD X Version 14.4.4 (2829)

Configuration/d=15mm, Pin=1000mW/Area Scan (31x121x1): Measurement grid: dx=15mm, dy=15mm

Maximum value of SAR (interpolated) = 9.747 mW/g

Configuration/d=15mm, Pin=1000mW/Zoom Scan (5x5x7) 2 (5x5x7)/Cube

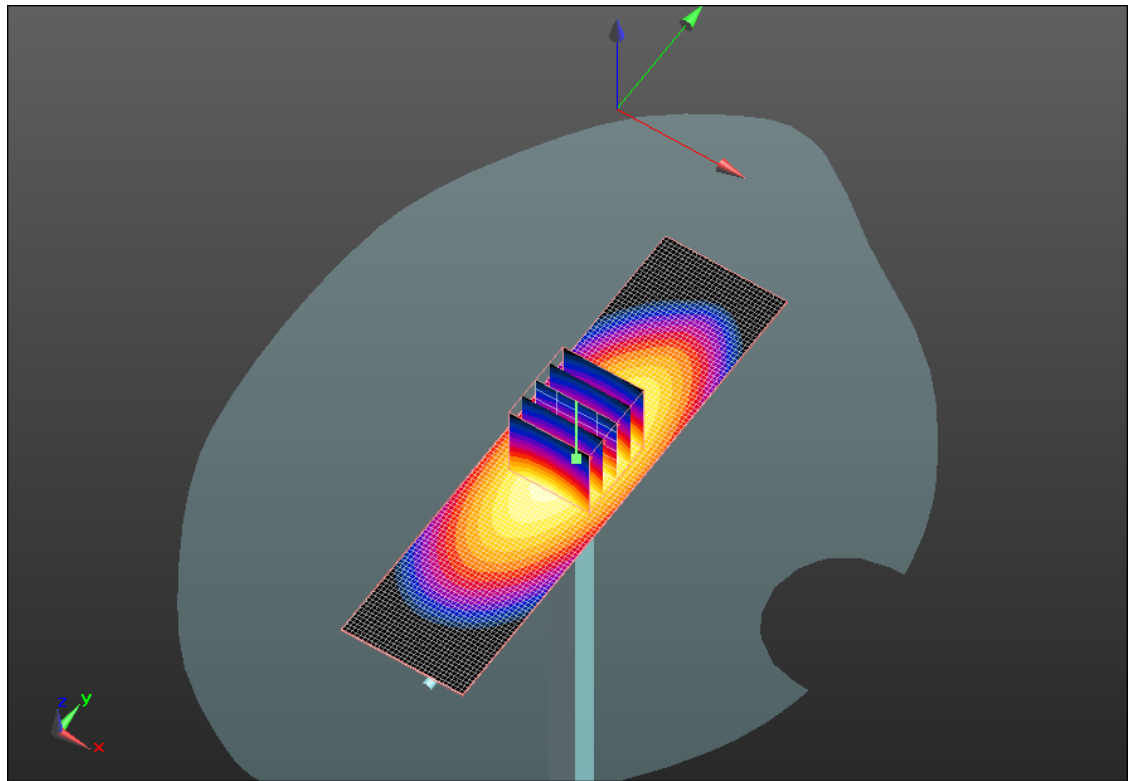
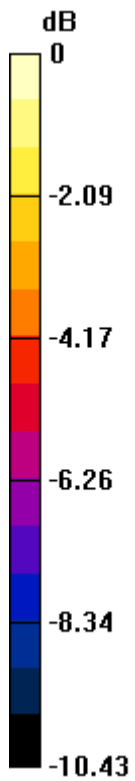
0: Measurement grid: dx=7.5mm, dy=7.5mm, dz=5mm

Reference Value = 106.7 V/m; Power Drift = -0.00087 dB


Peak SAR (extrapolated) = 13.589 W/kg

SAR(1 g) = 9.1 mW/g; SAR(10 g) = 5.97 mW/g

Maximum value of SAR (measured) = 9.810 mW/g



0 dB = 9.810mW/g

	Document Appendix A for the BlackBerry® Smartphone Model RDH71CW SAR Report			Page 6(15)
	Author Data Hang Wang	Dates of Test Jan 14 – June 09, 2011	Test Report No RTS-2605-1102-05	FCC ID: L6ARDH70CW

Date/Time: 1/19/2011 11:35:01 PM

Test Laboratory: RIM Testing Services

DipoleValidation_1900MHz_Amb_Tem_23.8_Liq_Tem_21.9C_01_19_11

DUT: Dipole 1900 MHz; Type: D1900V2; Serial: D1900V2 - SN:5d075

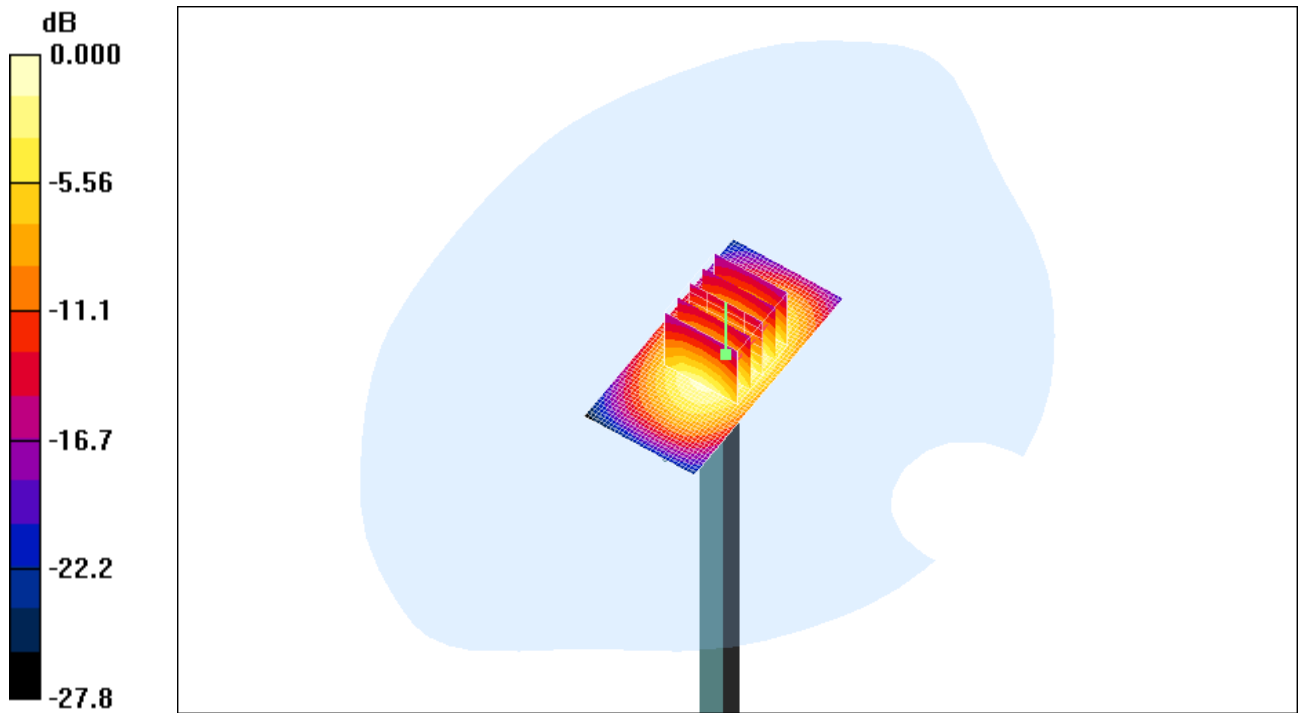
Communication System: CW; Frequency: 1900 MHz; Duty Cycle: 1:1
Medium parameters used: $f = 1900$ MHz; $\sigma = 1.34$ mho/m; $\epsilon_r = 39.8$; $\rho = 1000$ kg/m³
Phantom section: Flat Section

DASY4 Configuration:


- Probe: ET3DV6 - SN1644; ConvF(5.09, 5.09, 5.09); Calibrated: 11/16/2010
- Sensor-Surface: 4mm (Mechanical Surface Detection)
- Electronics: DAE3 Sn472; Calibrated: 5/17/2010
- Phantom: SAM 1; Type: SAM 4.0; Serial: 1076
- Measurement SW: DASY4, V4.7 Build 80; Postprocessing SW: SEMCAD, V1.8 Build 186

d=15mm, Pin=1000mW/Zoom Scan (5x5x7) 2 (5x5x7)/Cube 0: Measurement grid: dx=7.5mm, dy=7.5mm, dz=5mm
Reference Value = 193.3 V/m; Power Drift = -0.009 dB
Peak SAR (extrapolated) = 75.5 W/kg
SAR(1 g) = 41 mW/g; SAR(10 g) = 21.3 mW/g
Maximum value of SAR (measured) = 46.0 mW/g

d=15mm, Pin=1000mW/Area Scan (31x61x1): Measurement grid: dx=15mm, dy=15mm
Maximum value of SAR (interpolated) = 46.0 mW/g



0 dB = 46.0mW/g

	Document Appendix A for the BlackBerry® Smartphone Model RDH71CW SAR Report			Page 8(15)
	Author Data Hang Wang	Dates of Test Jan 14 – June 09, 2011	Test Report No RTS-2605-1102-05	FCC ID: L6ARDH70CW

Date/Time: 1/25/2011 4:57:34 PM

Test Laboratory: RIM Testing Services

DipoleValidation_1900MHz_Amb_Tem_23.8_Liq_Tem_22.1C_01_25_11

DUT: Dipole 1900 MHz; Type: D1900V2; Serial: D1900V2 - SN:5d075

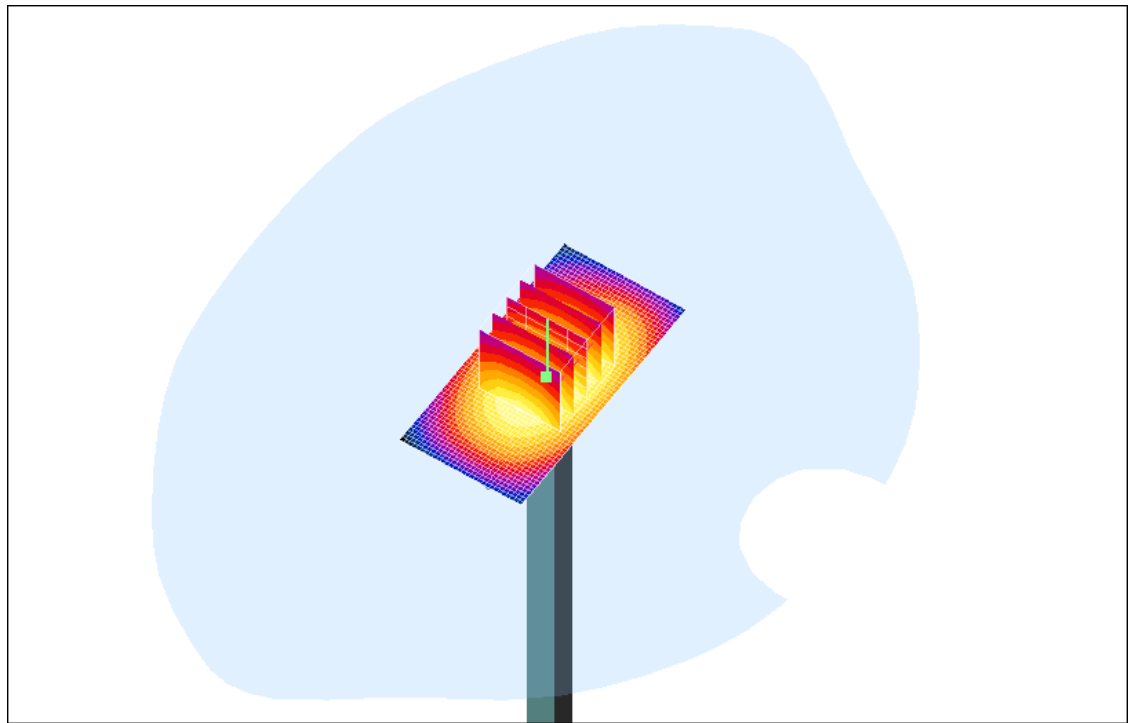
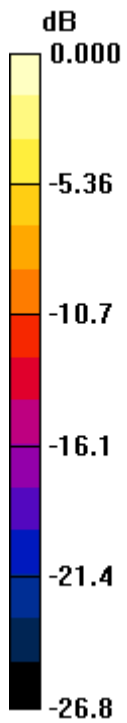
Communication System: CW; Frequency: 1900 MHz; Duty Cycle: 1:1
Medium parameters used: $f = 1900$ MHz; $\sigma = 1.34$ mho/m; $\epsilon_r = 38.6$; $\rho = 1000$ kg/m³
Phantom section: Flat Section

DASY4 Configuration:


- Probe: ET3DV6 - SN1643; ConvF(4.99, 4.99, 4.99); Calibrated: 3/9/2010
- Sensor-Surface: 4mm (Mechanical Surface Detection)
- Electronics: DAE3 Sn472; Calibrated: 5/17/2010
- Phantom: SAM 1; Type: SAM 4.0; Serial: 1076
- Measurement SW: DASY4, V4.7 Build 80; Postprocessing SW: SEMCAD, V1.8 Build 186

d=15mm, Pin=1000mW/Zoom Scan (5x5x7) 2 (5x5x7)/Cube 0: Measurement grid: dx=7.5mm, dy=7.5mm, dz=5mm
Reference Value = 190.9 V/m; Power Drift = 0.006 dB
Peak SAR (extrapolated) = 64.9 W/kg
SAR(1 g) = 38.4 mW/g; SAR(10 g) = 20.4 mW/g
Maximum value of SAR (measured) = 43.3 mW/g

d=15mm, Pin=1000mW/Area Scan (31x61x1): Measurement grid: dx=15mm, dy=15mm
Maximum value of SAR (interpolated) = 43.8 mW/g



0 dB = 43.8mW/g

	Document Appendix A for the BlackBerry® Smartphone Model RDH71CW SAR Report			Page 10(15)
	Author Data Hang Wang	Dates of Test Jan 14 – June 09, 2011	Test Report No RTS-2605-1102-05	FCC ID: L6ARDH70CW

Date/Time: 4/14/2011 7:39:23 PM, Date/Time: 4/14/2011 7:41:58 PM

Test Laboratory: RIM Testing Services

DipoleValidation_1900MHz_Amb_Tem_23.3_Liq_Tem_21.9_04_14_11

DUT: Dipole 1900 MHz; Type: D1900V2; Serial: D1900V2 - SN:545

Communication System: CW; Communication System Band: **Not Specified**; Frequency: 1900 MHz; Communication System PAR: 0 dB

Medium parameters used: $f = 1900$ MHz; $\sigma = 1.337$ mho/m; $\epsilon_r = 39.751$; $\rho = 1000$ kg/m³

Phantom section: Flat Section

Measurement Standard: DASYS (IEEE/IEC/ANSI C63.19-2007)

DASY5 Configuration:

- Probe: ES3DV3 - SN3225; ConvF(5.26, 5.26, 5.26); Calibrated: 1/13/2011
 - Modulation Compensation: **Not calibrated**
- Sensor-Surface: 4mm (Mechanical Surface Detection)
- Electronics: DAE3 Sn473; Calibrated: 1/21/2011
- Phantom: SAM 1; Type: SAM 4.0; Serial: 1076
- Measurement SW: DASYS2, Version 52.6 (2); SEMCAD X Version 14.4.4 (2829)

Configuration/d=15mm, Pin=1000mW/Area Scan (31x61x1): Measurement grid: dx=15mm, dy=15mm

Maximum value of SAR (interpolated) = 41.584 mW/g

Configuration/d=15mm, Pin=1000mW/Zoom Scan (5x5x7) 2 (7x7x7)/Cube


0: Measurement grid: dx=5mm, dy=5mm, dz=5mm

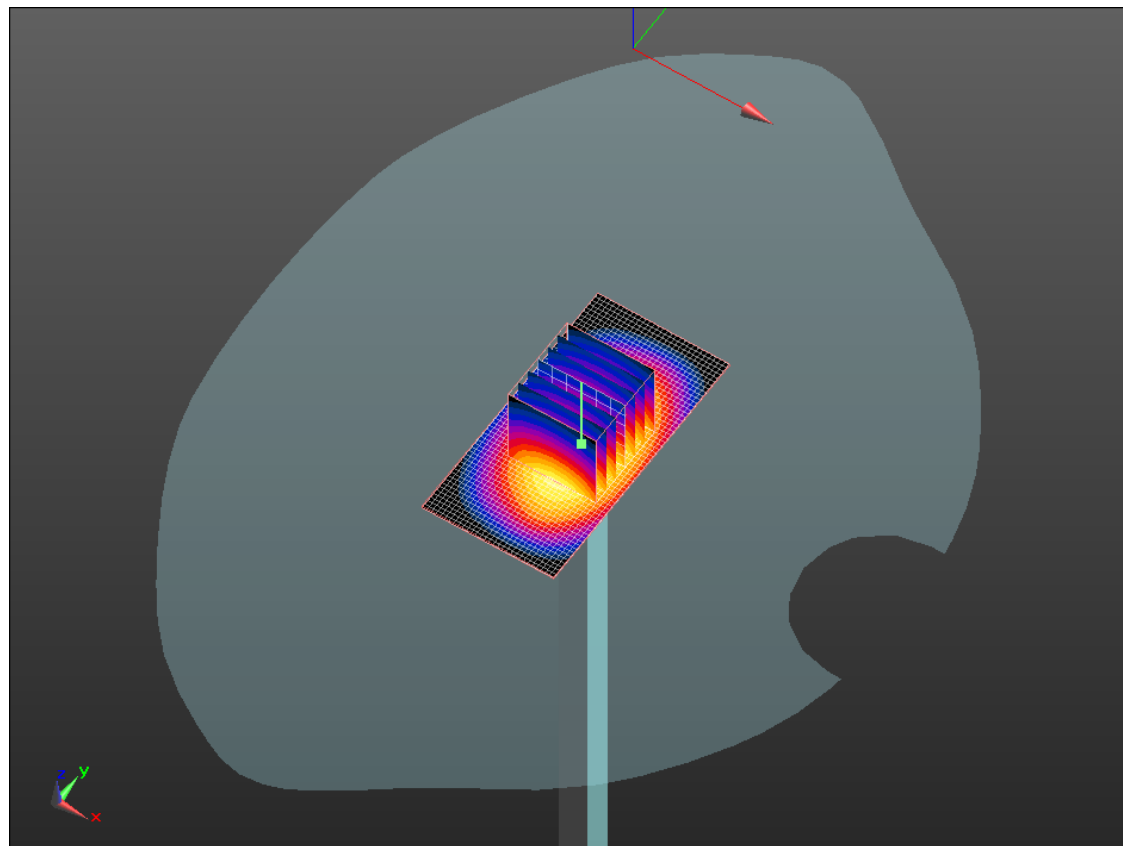
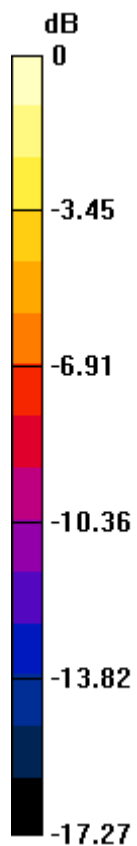
Reference Value = 178.3 V/m; Power Drift = -0.03 dB

Peak SAR (extrapolated) = 67.708 W/kg


SAR(1 g) = 36.7 mW/g; SAR(10 g) = 19.2 mW/g

Maximum value of SAR (measured) = 41.383 mW/g

	Document Appendix A for the BlackBerry® Smartphone Model RDH71CW SAR Report			Page 11(15)
	Author Data Hang Wang	Dates of Test Jan 14 – June 09, 2011	Test Report No RTS-2605-1102-05	FCC ID: L6ARDH70CW



0 dB = 41.380mW/g

	Document Appendix A for the BlackBerry® Smartphone Model RDH71CW SAR Report			Page 12(15)
	Author Data Hang Wang	Dates of Test Jan 14 – June 09, 2011	Test Report No RTS-2605-1102-05	FCC ID: L6ARDH70CW

Date/Time: 1/14/2011 8:38:01 PM

Test Laboratory: RIM Testing Services

DipoleValidation_2450MHz_Amb_Tem_24.6_Liq_Tem_22.8C

DUT: Dipole 2450 MHz; Type: D2450V2; Serial: D2450V2 - SN:747

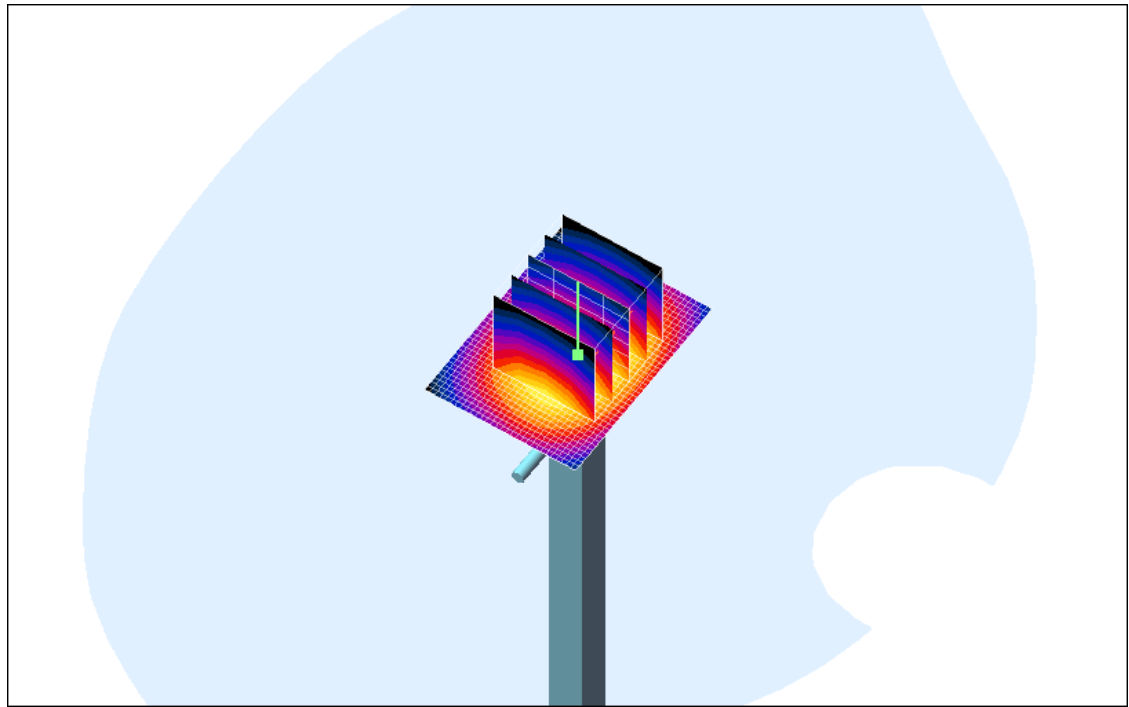
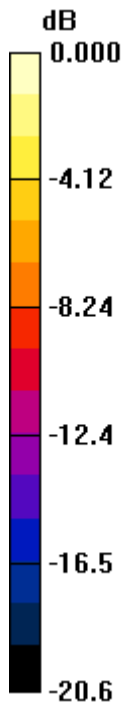
Communication System: CW; Frequency: 2450 MHz; Duty Cycle: 1:1
Medium parameters used: $f = 2450$ MHz; $\sigma = 1.87$ mho/m; $\epsilon_r = 38.2$; $\rho = 1000$ kg/m³
Phantom section: Flat Section

DASY4 Configuration:


- Probe: ET3DV6 - SN1644; ConvF(4.5, 4.5, 4.5); Calibrated: 11/11/2009
- Sensor-Surface: 4mm (Mechanical Surface Detection)
- Electronics: DAE3 Sn472; Calibrated: 5/17/2010
- Phantom: SAM 1; Type: SAM 4.0; Serial: 1076
- Measurement SW: DASY4, V4.7 Build 80; Postprocessing SW: SEMCAD, V1.8 Build 186

d=15mm, Pin=1000mW/Zoom Scan (5x5x7) 2 (5x5x7)/Cube 0: Measurement grid: dx=7.5mm, dy=7.5mm, dz=5mm
Reference Value = 193.9 V/m; Power Drift = -0.007 dB
Peak SAR (extrapolated) = 133.9 W/kg
SAR(1 g) = 57.7 mW/g; SAR(10 g) = 26.3 mW/g
Maximum value of SAR (measured) = 64.5 mW/g

d=15mm, Pin=1000mW/Area Scan (31x41x1): Measurement grid: dx=15mm, dy=15mm
Maximum value of SAR (interpolated) = 65.1 mW/g



0 dB = 65.1mW/g

	Document			Page
	Appendix A for the BlackBerry® Smartphone Model RDH71CW SAR Report			14(15)
Author Data	Dates of Test	Test Report No	FCC ID:	IC ID
Hang Wang	Jan 14 – June 09, 2011	RTS-2605-1102-05	L6ARDH70CW	2503A-RDH70CW

Date/Time: 4/26/2011 11:31:28 PM, Date/Time: 4/26/2011 11:33:21 PM

Test Laboratory: RIM Testing Services

DipoleValidation_2450MHz_Amb_Tem_23.5_Liq_Tem_22.3C

DUT: Dipole 2450 MHz; Type: D2450V2; Serial: D2450V2 - SN:747

Communication System: CW; Communication System Band: **Not Specified**; Frequency: 2450 MHz; Communication System PAR: 0 dB

Medium parameters used: $f = 2450$ MHz; $\sigma = 1.886$ mho/m; $\epsilon_r = 39.002$; $\rho = 1000$ kg/m³

Phantom section: Flat Section

Measurement Standard: DASYS (IEEE/IEC/ANSI C63.19-2007)

DASY5 Configuration:

- Probe: ES3DV3 - SN3225; ConvF(4.6, 4.6, 4.6); Calibrated: 1/13/2011
 - Modulation Compensation: **Not calibrated**
- Sensor-Surface: 4mm (Mechanical Surface Detection)
- Electronics: DAE3 Sn473; Calibrated: 1/21/2011
- Phantom: SAM 1; Type: SAM 4.0; Serial: 1076
- Measurement SW: DASYS2, Version 52.6 (2); SEMCAD X Version 14.4.4 (2829)

Configuration/d=15mm, Pin=1000mW/Area Scan (31x41x1): Measurement grid: dx=15mm, dy=15mm

Maximum value of SAR (interpolated) = 65.108 mW/g

Configuration/d=15mm, Pin=1000mW/Zoom Scan (5x5x7) 2 (7x7x7)/Cube


0: Measurement grid: dx=5mm, dy=5mm, dz=5mm

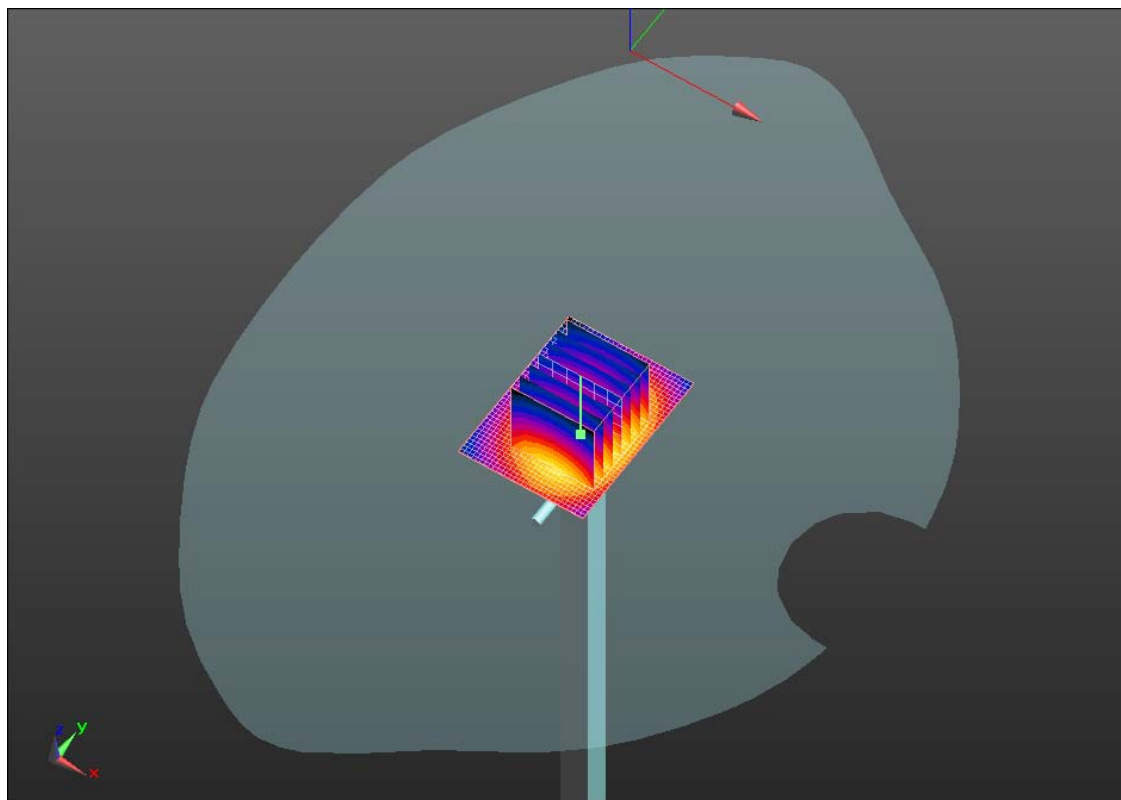
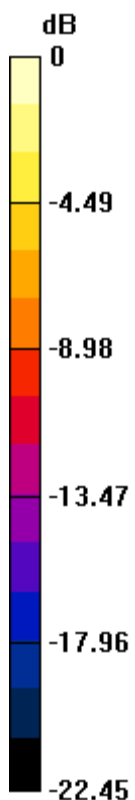
Reference Value = 180.5 V/m; Power Drift = 0.05 dB

Peak SAR (extrapolated) = 115.1 W/kg

SAR(1 g) = 56 mW/g; SAR(10 g) = 25.9 mW/g

Maximum value of SAR (measured) = 63.463 mW/g

	Document Appendix A for the BlackBerry® Smartphone Model RDH71CW SAR Report			Page 15(15)
	Author Data Hang Wang	Dates of Test Jan 14 – June 09, 2011	Test Report No RTS-2605-1102-05	FCC ID: L6ARDH70CW



0 dB = 63.460mW/g