
	Document Appendix A for the BlackBerry® Smartphone Model RCY71UW			Page 1(5)
	Author Data Hang Wang	Dates of Test Nov 25 - 29, 2010	Test Report No RTS-2337-1012-25	FCC ID: L6ARCY70UW

APPENDIX A: SAR DISTRIBUTION COMPARISON FOR ACCURACY VERIFICATION

	Document			Page
	Appendix A for the BlackBerry® Smartphone Model RCY71UW			2(5)
Author Data	Dates of Test	Test Report No	FCC ID:	IC ID
Hang Wang	Nov 25 - 29, 2010	RTS-2337-1012-25	L6ARCY70UW	2503A-RCY70UW

Date/Time: 11/29/2010 5:00:19 PM

Test Laboratory: RIM Testing Services

DipoleValidation_2450MHz_Amb_Tem_23.8_Liq_Tem_22.5C_11_29_10

DUT: Dipole 2450 MHz; Type: D2450V2; Serial: D2450V2 - SN:747

Communication System: CW; Frequency: 2450 MHz; Duty Cycle: 1:1

Medium parameters used: $f = 2450$ MHz; $\sigma = 1.81$ mho/m; $\epsilon_r = 38.7$; $\rho = 1000$ kg/m³

Phantom section: Flat Section

DASY4 Configuration:

- Probe: ES3DV3 - SN3225; ConvF(4.53, 4.53, 4.53); Calibrated: 12/11/2009
- Sensor-Surface: 4mm (Mechanical Surface Detection)
- Electronics: DAE3 Sn473; Calibrated: 1/4/2010
- Phantom: SAM 1; Type: SAM 4.0; Serial: 1076
- Measurement SW: DASY4, V4.7 Build 80; Postprocessing SW: SEMCAD, V1.8 Build 186

d=15mm, Pin=1000mW/Zoom Scan (5x5x7) 2 (5x5x7)/Cube 0: Measurement

grid: dx=7.5mm, dy=7.5mm, dz=5mm

Reference Value = 187.3 V/m; Power Drift = 0.038 dB

Peak SAR (extrapolated) = 112.6 W/kg

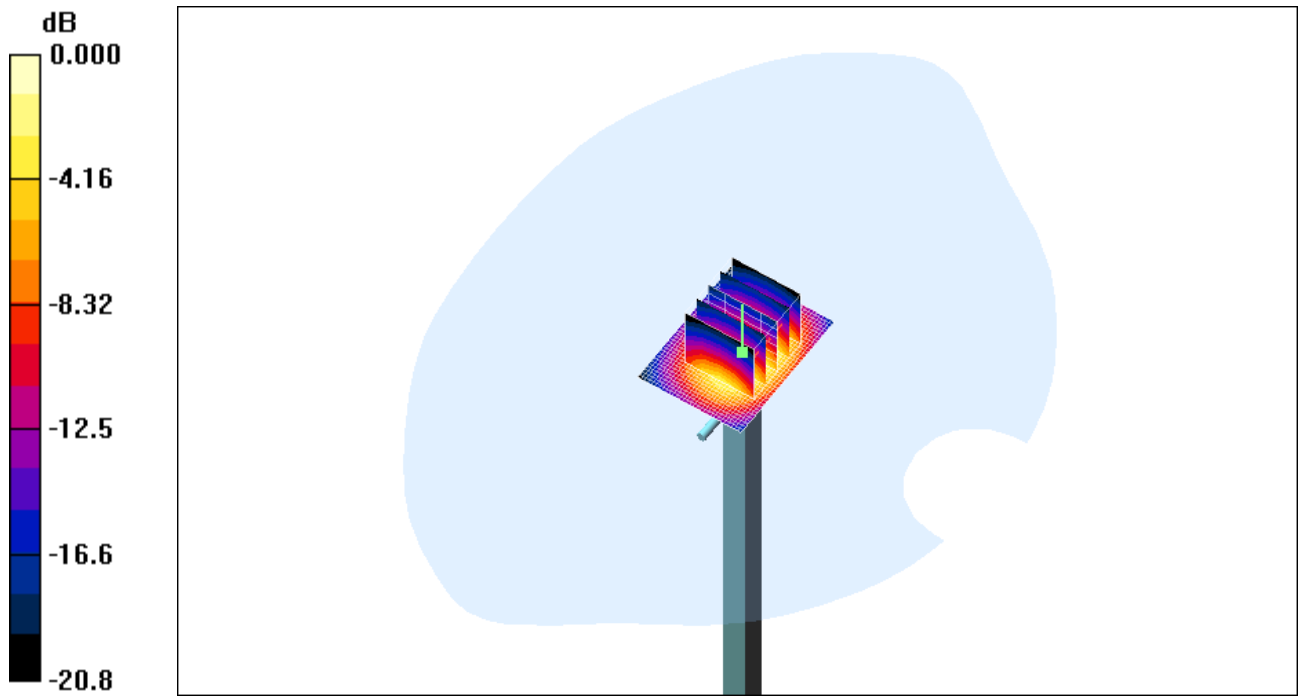
SAR(1 g) = 54.7 mW/g; SAR(10 g) = 25.3 mW/g

Maximum value of SAR (measured) = 62.3 mW/g


d=15mm, Pin=1000mW/Area Scan (31x41x1): Measurement grid: dx=15mm,

dy=15mm

Maximum value of SAR (interpolated) = 62.7 mW/g



0 dB = 62.7mW/g

	Document			Page
	Appendix A for the BlackBerry® Smartphone Model RCY71UW			4(5)
Author Data	Dates of Test	Test Report No	FCC ID:	IC ID
Hang Wang	Nov 25 - 29, 2010	RTS-2337-1012-25	L6ARCY70UW	2503A-RCY70UW

Date/Time: 11/25/2010 12:55:27 AM

Test Laboratory: RIM Testing Services

DipoleValidation_2450MHz_Amb_Tem_23.9_Liq_Tem_22.4C_11_25_10

DUT: Dipole 2450 MHz; Type: D2450V2; Serial: D2450V2 - SN:747

Communication System: CW; Frequency: 2450 MHz; Duty Cycle: 1:1
Medium parameters used: $f = 2450$ MHz; $\sigma = 1.86$ mho/m; $\epsilon_r = 38.1$; $\rho = 1000$ kg/m³
Phantom section: Flat Section

DASY4 Configuration:

- Probe: ES3DV3 - SN3225; ConvF(4.53, 4.53, 4.53); Calibrated: 12/11/2009
- Sensor-Surface: 4mm (Mechanical Surface Detection)
- Electronics: DAE3 Sn473; Calibrated: 1/4/2010
- Phantom: SAM 1; Type: SAM 4.0; Serial: 1076
- Measurement SW: DASY4, V4.7 Build 80; Postprocessing SW: SEMCAD, V1.8 Build 186

d=15mm, Pin=1000mW/Zoom Scan (5x5x7) 2 (5x5x7)/Cube 0: Measurement grid: dx=7.5mm, dy=7.5mm, dz=5mm
Reference Value = 182.8 V/m; Power Drift = 0.018 dB
Peak SAR (extrapolated) = 113.7 W/kg
SAR(1 g) = 54.8 mW/g; SAR(10 g) = 25.3 mW/g
Maximum value of SAR (measured) = 62.1 mW/g

d=15mm, Pin=1000mW/Area Scan (31x41x1): Measurement grid: dx=15mm, dy=15mm
Maximum value of SAR (interpolated) = 63.3 mW/g

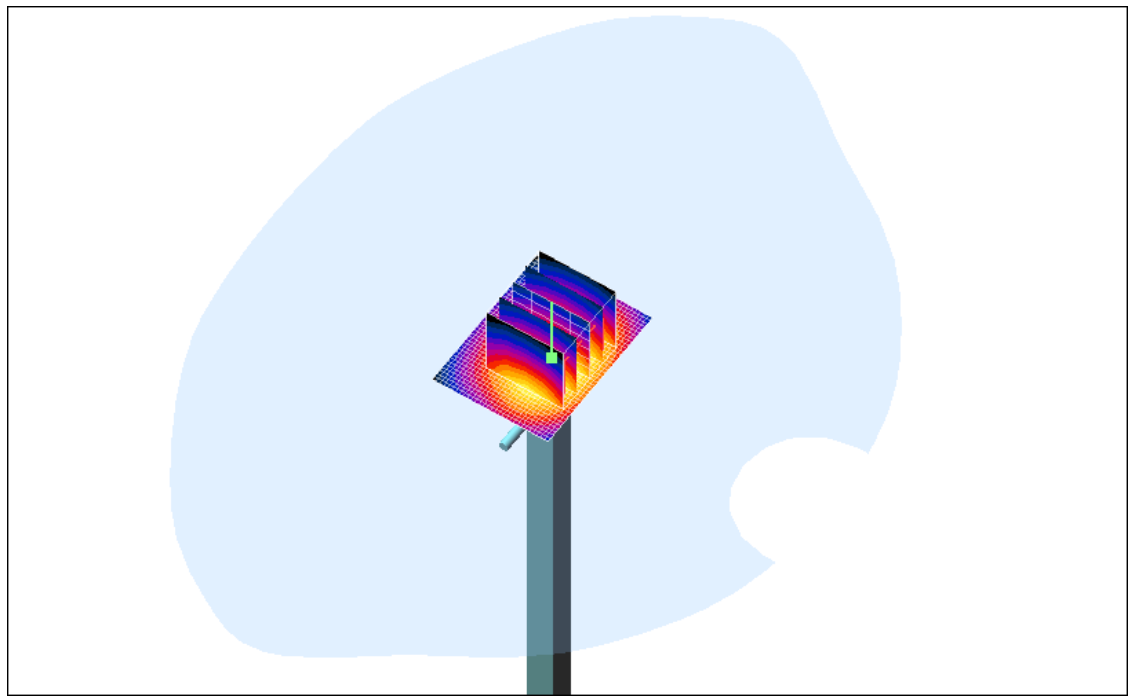
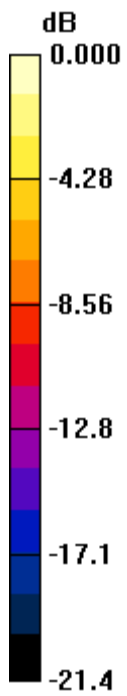
Author Data
Hang Wang

Dates of Test
Nov 25 - 29, 2010

Test Report No
RTS-2337-1012-25

FCC ID:
L6ARCY70UW

IC ID
2503A-RCY70UW



0 dB = 63.3mW/g