
	Document Appendix E for the BlackBerry® Smartphone Model RDG71UW SAR Report			Page 1(14)
	Author Data Andrew Becker	Dates of Test July 19 – Aug. 6, 2010	Test Report No RTS-2337-1008-36	FCC ID: L6ARDG70UW

APPENDIX E: PHOTOGRAPHS

	Document Appendix E for the BlackBerry® Smartphone Model RDG71UW SAR Report			Page 2(14)
	Author Data Andrew Becker	Dates of Test July 19 – Aug. 6, 2010	Test Report No RTS-2337-1008-36	FCC ID: L6ARDG70UW

Audio Output

Headset Jack



Voice Microphone

Figure E1. BlackBerry Smartphone


	Document Appendix E for the BlackBerry® Smartphone Model RDG71UW SAR Report			Page 3(14)
	Author Data Andrew Becker	Dates of Test July 19 – Aug. 6, 2010	Test Report No RTS-2337-1008-36	FCC ID: L6ARDG70UW



Figure E2. Body worn holsters – front


	Document Appendix E for the BlackBerry® Smartphone Model RDG71UW SAR Report			Page 4(14)
	Author Data Andrew Becker	Dates of Test July 19 – Aug. 6, 2010	Test Report No RTS-2337-1008-36	FCC ID: L6ARDG70UW



Figure E3. Body worn holsters – back


	Document Appendix E for the BlackBerry® Smartphone Model RDG71UW SAR Report			Page 5(14)
	Author Data Andrew Becker	Dates of Test July 19 – Aug. 6, 2010	Test Report No RTS-2337-1008-36	FCC ID: L6ARDG70UW



Figure E4. Head configuration (Right Touch/Tilt/Slider Closed)


	Document Appendix E for the BlackBerry® Smartphone Model RDG71UW SAR Report			Page 6(14)
	Author Data Andrew Becker	Dates of Test July 19 – Aug. 6, 2010	Test Report No RTS-2337-1008-36	FCC ID: L6ARDG70UW



Figure E5. Head configuration (Right Touch/Tilt/Slider Open)


	Document Appendix E for the BlackBerry® Smartphone Model RDG71UW SAR Report			Page 7(14)
	Author Data Andrew Becker	Dates of Test July 19 – Aug. 6, 2010	Test Report No RTS-2337-1008-36	FCC ID: L6ARDG70UW



Figure E6. Head configuration (Left Touch/Tilt/Slider Closed)


	Document Appendix E for the BlackBerry® Smartphone Model RDG71UW SAR Report			Page 8(14)
	Author Data Andrew Becker	Dates of Test July 19 – Aug. 6, 2010	Test Report No RTS-2337-1008-36	FCC ID: L6ARDG70UW



Figure E7. Head configuration (Left Touch/Tilt/Slider Open)


	Document Appendix E for the BlackBerry® Smartphone Model RDG71UW SAR Report			Page 9(14)
	Author Data Andrew Becker	Dates of Test July 19 – Aug. 6, 2010	Test Report No RTS-2337-1008-36	FCC ID: L6ARDG70UW



Figure E8. Body-worn configuration (Vertical Holster, back facing phantom)


	Document Appendix E for the BlackBerry® Smartphone Model RDG71UW SAR Report			Page 10(14)
	Author Data Andrew Becker	Dates of Test July 19 – Aug. 6, 2010	Test Report No RTS-2337-1008-36	FCC ID: L6ARDG70UW



Figure E9. Body-worn configuration (Vertical Holster , headset 1, back facing phantom)


	Document Appendix E for the BlackBerry® Smartphone Model RDG71UW SAR Report			Page 11(14)
	Author Data Andrew Becker	Dates of Test July 19 – Aug. 6, 2010	Test Report No RTS-2337-1008-36	FCC ID: L6ARDG70UW



Figure E10. Body-worn configuration (Vertical Holster , headset 2, back facing phantom)


	Document Appendix E for the BlackBerry® Smartphone Model RDG71UW SAR Report			Page 12(14)
	Author Data Andrew Becker	Dates of Test July 19 – Aug. 6, 2010	Test Report No RTS-2337-1008-36	FCC ID: L6ARDG70UW



Figure E11. Body-worn configuration (Vertical Holster , headset 3, back facing phantom)


	Document Appendix E for the BlackBerry® Smartphone Model RDG71UW SAR Report			Page 13(14)
	Author Data Andrew Becker	Dates of Test July 19 – Aug. 6, 2010	Test Report No RTS-2337-1008-36	FCC ID: L6ARDG70UW



Figure E12. Body-worn configuration (Vertical Holster, front facing phantom)


	Document Appendix E for the BlackBerry® Smartphone Model RDG71UW SAR Report			Page 14(14)
	Author Data Andrew Becker	Dates of Test July 19 – Aug. 6, 2010	Test Report No RTS-2337-1008-36	FCC ID: L6ARDG70UW



Figure E13. Body-worn configuration (No Holster, 25 mm away, back facing phantom)