
	Document Appendix A for the BlackBerry® Smartphone Model RDR61CW/RDF31CW SAR Report			Page 1(21)
	Author Data Andrew Becker	Dates of Test May 3 – June 28, 2011 August 31 – October 05, 2011	Test Report No RTS-2604-1106-84A	FCC ID: L6ARDR60CW L6ARDF30CW

APPENDIX A: SAR DISTRIBUTION COMPARISON FOR ACCURACY VERIFICATION

	Document Appendix A for the BlackBerry® Smartphone Model RDR61CW/RDF31CW SAR Report			Page 2(21)
	Author Data Andrew Becker	Dates of Test May 3 – June 28, 2011 August 31 – October 05, 2011	Test Report No RTS-2604-1106-84A	FCC ID: L6ARDR60CW L6ARDF30CW

Date/Time: 5/30/2011 5:31:05 PM, Date/Time: 5/30/2011 5:35:55 PM

Test Laboratory: RIM Testing Services

DipoleValidation_835MHz_Amb_Tem_24.2_Liq_Tem_22.6C_05_30_11

DUT: Dipole 835 MHz; Type: D835V2; Serial: D835V2 - SN:446

Communication System: CW; Frequency: 835 MHz; Communication System PAR: 0 dB

Medium parameters used: $f = 835 \text{ MHz}$; $\sigma = 0.893 \text{ mho/m}$; $\epsilon_r = 40.813$; $\rho = 1000 \text{ kg/m}^3$

Phantom section: Flat Section

Measurement Standard: DASYS (IEEE/IEC/ANSI C63.19-2007)

DASY5 Configuration:

- Probe: ES3DV3 - SN3225; ConvF(6.47, 6.47, 6.47); Calibrated: 1/13/2011
- Sensor-Surface: 4mm (Mechanical Surface Detection)
- Electronics: DAE3 Sn472; Calibrated: 3/7/2011
- Phantom: SAM 1; Type: SAM 4.0; Serial: 1076
- Measurement SW: DASYS2, Version 52.6 (2); SEMCAD X Version 14.4.4 (2829)

Configuration/d=15mm, Pin=1000mW/Area Scan (31x121x1): Measurement grid: dx=15mm, dy=15mm

Maximum value of SAR (interpolated) = 10.158 mW/g

Configuration/d=15mm, Pin=1000mW/Zoom Scan (5x5x7) 2 (7x7x7)/Cube

0: Measurement grid: dx=5mm, dy=5mm, dz=5mm

Reference Value = 108.0 V/m; Power Drift = -0.02 dB

Peak SAR (extrapolated) = 14.188 W/kg

SAR(1 g) = 9.45 mW/g; SAR(10 g) = 6.17 mW/g

Maximum value of SAR (measured) = 10.207 mW/g


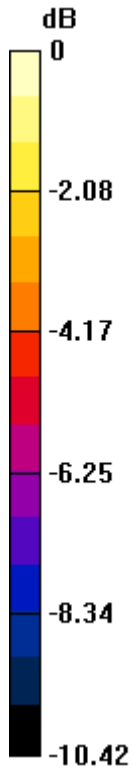
Author Data
Andrew Becker

Dates of Test
May 3 – June 28, 2011
August 31 – October 05, 2011


Test Report No
RTS-2604-1106-84A

FCC ID:
L6ARDR60CW
L6ARDF30CW

IC ID
2503A-RDR60CW
2503A-RDF30CW



0 dB = 10.210mW/g

	Document Appendix A for the BlackBerry® Smartphone Model RDR61CW/RDF31CW SAR Report			Page 4(21)
	Author Data Andrew Becker	Dates of Test May 3 – June 28, 2011 August 31 – October 05, 2011	Test Report No RTS-2604-1106-84A	FCC ID: L6ARDR60CW L6ARDF30CW

Date/Time: 6/6/2011 12:45:15 PM, Date/Time: 6/6/2011 12:50:01 PM

Test Laboratory: RIM Testing Services

DipoleValidation_835MHz_Amb_Tem_23.0_Liq_Tem_22.5C_06_06_11

DUT: Dipole 835 MHz; Type: D835V2; Serial: D835V2 - SN:446

Communication System: CW; Frequency: 835 MHz; Communication System PAR: 0 dB

Medium parameters used: $f = 835 \text{ MHz}$; $\sigma = 0.894 \text{ mho/m}$; $\epsilon_r = 40.155$; $\rho = 1000 \text{ kg/m}^3$

Phantom section: Flat Section

Measurement Standard: DASYS (IEEE/IEC/ANSI C63.19-2007)

DASY5 Configuration:

- Probe: ES3DV3 - SN3225; ConvF(6.47, 6.47, 6.47); Calibrated: 1/13/2011
- Sensor-Surface: 4mm (Mechanical Surface Detection)
- Electronics: DAE3 Sn472; Calibrated: 3/7/2011
- Phantom: SAM 1; Type: SAM 4.0; Serial: 1076
- Measurement SW: DASYS2, Version 52.6 (2); SEMCAD X Version 14.4.4 (2829)

Configuration/d=15mm, Pin=1000mW/Area Scan (31x121x1): Measurement grid: dx=15mm, dy=15mm

Maximum value of SAR (interpolated) = 9.820 mW/g

Configuration/d=15mm, Pin=1000mW/Zoom Scan (5x5x7) 2 (7x7x7)/Cube

0: Measurement grid: dx=5mm, dy=5mm, dz=5mm

Reference Value = 107.4 V/m; Power Drift = -0.03 dB

Peak SAR (extrapolated) = 13.991 W/kg

SAR(1 g) = 9.28 mW/g; SAR(10 g) = 6.05 mW/g

Maximum value of SAR (measured) = 10.043 mW/g

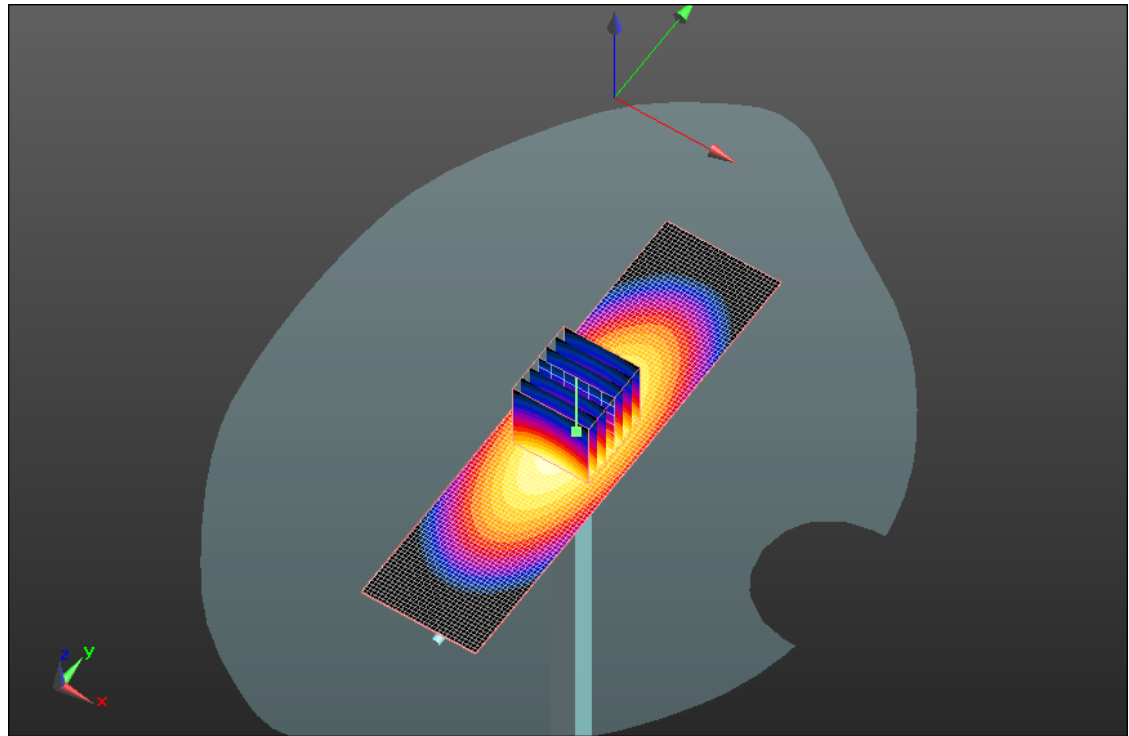
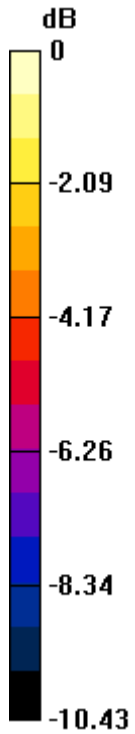
Author Data
Andrew Becker

Dates of Test
May 3 – June 28, 2011
August 31 – October 05, 2011


Test Report No
RTS-2604-1106-84A

FCC ID:
L6ARDR60CW
L6ARDF30CW

IC ID
2503A-RDR60CW
2503A-RDF30CW



0 dB = 10.040mW/g

	Document Appendix A for the BlackBerry® Smartphone Model RDR61CW/RDF31CW SAR Report			Page 6(21)
	Author Data Andrew Becker	Dates of Test May 3 – June 28, 2011 August 31 – October 05, 2011	Test Report No RTS-2604-1106-84A	FCC ID: L6ARDR60CW L6ARDF30CW

Date/Time: 5/3/2011 9:59:00 AM, Date/Time: 5/3/2011 10:01:36 AM

Test Laboratory: RIM Testing Services

DipoleValidation_1900MHz_Amb_Tem_23.0_Liq_Tem_22.0_05_03_11

DUT: Dipole 1900 MHz; Type: D1900V2; Serial: D1900V2 - SN:545

Communication System: CW; Frequency: 1900 MHz; Communication System PAR: 0 dB

Medium parameters used: $f = 1900$ MHz; $\sigma = 1.354$ mho/m; $\epsilon_r = 38.058$; $\rho = 1000$ kg/m³

Phantom section: Flat Section

Measurement Standard: DASYS (IEEE/IEC/ANSI C63.19-2007)

DASY5 Configuration:

- Probe: ES3DV3 - SN3225; ConvF(5.26, 5.26, 5.26); Calibrated: 1/13/2011
- Sensor-Surface: 4mm (Mechanical Surface Detection)
- Electronics: DAE3 Sn473; Calibrated: 1/21/2011
- Phantom: SAM 1; Type: SAM 4.0; Serial: 1076
- Measurement SW: DASYS2, Version 52.6 (2); SEMCAD X Version 14.4.4 (2829)

Configuration/d=15mm, Pin=1000mW/Area Scan (31x61x1): Measurement grid: dx=15mm, dy=15mm

Maximum value of SAR (interpolated) = 42.866 mW/g

Configuration/d=15mm, Pin=1000mW/Zoom Scan (5x5x7) 2 (7x7x7)/Cube

0: Measurement grid: dx=5mm, dy=5mm, dz=5mm

Reference Value = 177.3 V/m; Power Drift = -0.04 dB

Peak SAR (extrapolated) = 67.802 W/kg

SAR(1 g) = 37.3 mW/g; SAR(10 g) = 19.6 mW/g

Maximum value of SAR (measured) = 41.985 mW/g

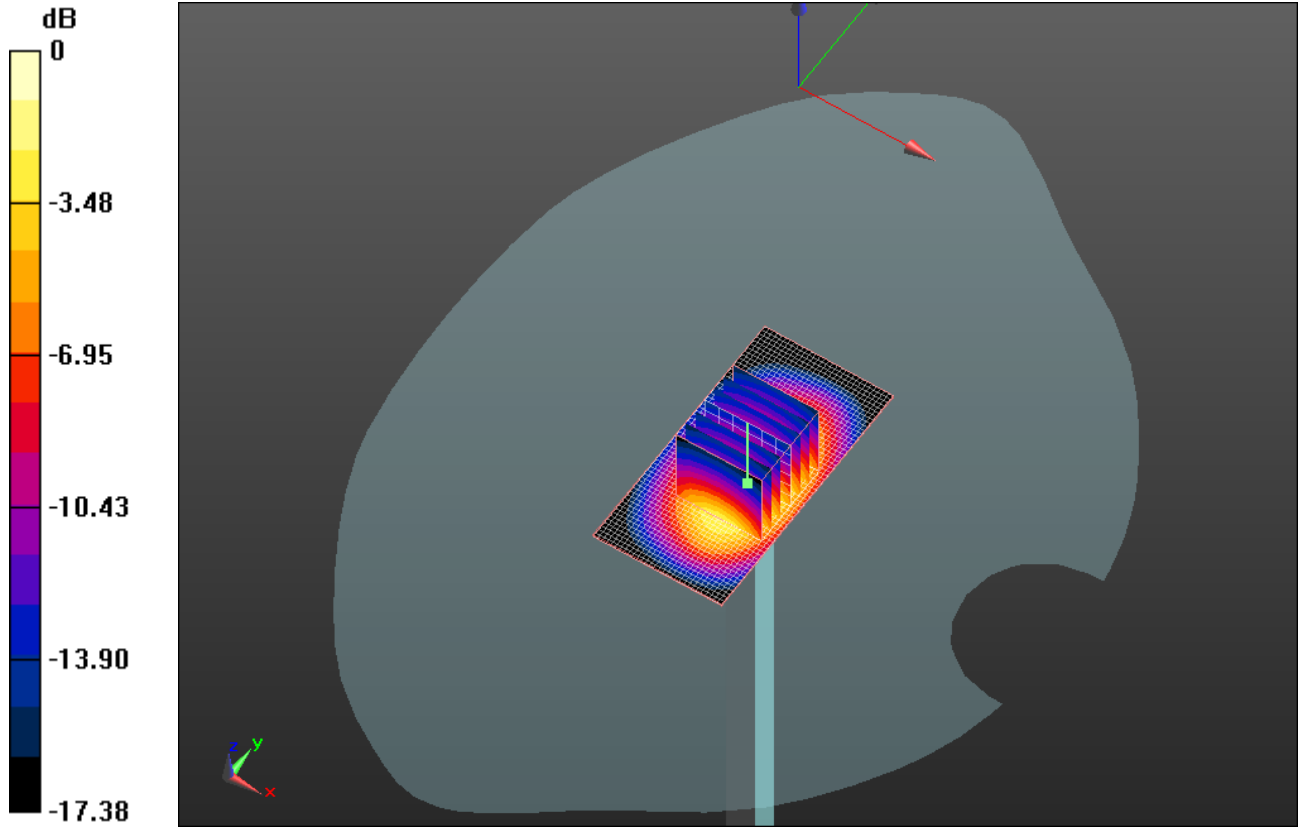
Author Data
Andrew Becker


Dates of Test
May 3 – June 28, 2011
August 31 – October 05, 2011

Test Report No
RTS-2604-1106-84A

FCC ID:
L6ARDR60CW
L6ARDF30CW

IC ID
2503A-RDR60CW
2503A-RDF30CW



	Document Appendix A for the BlackBerry® Smartphone Model RDR61CW/RDF31CW SAR Report			Page 8(21)
	Author Data Andrew Becker	Dates of Test May 3 – June 28, 2011 August 31 – October 05, 2011	Test Report No RTS-2604-1106-84A	FCC ID: L6ARDR60CW L6ARDF30CW

Date/Time: 6/10/2011 5:03:00 PM, Date/Time: 6/10/2011 5:05:39 PM

Test Laboratory: RIM Testing Services

DipoleValidation_1900MHz_Amb_Tem_24.1_Liq_Tem_22.9_06_10_11

DUT: Dipole 1900 MHz; Type: D1900V2; Serial: D1900V2 - SN:545

Communication System: CW; Frequency: 1900 MHz; Communication System PAR: 0 dB

Medium parameters used: $f = 1900$ MHz; $\sigma = 1.337$ mho/m; $\epsilon_r = 38.104$; $\rho = 1000$ kg/m³

Phantom section: Flat Section

Measurement Standard: DASYS (IEEE/IEC/ANSI C63.19-2007)

DASY5 Configuration:

- Probe: ES3DV3 - SN3225; ConvF(5.26, 5.26, 5.26); Calibrated: 1/13/2011
- Sensor-Surface: 4mm (Mechanical Surface Detection)
- Electronics: DAE3 Sn472; Calibrated: 3/7/2011
- Phantom: SAM 1; Type: SAM 4.0; Serial: 1076
- Measurement SW: DASYS2, Version 52.6 (2); SEMCAD X Version 14.4.4 (2829)

Configuration/d=15mm, Pin=1000mW/Area Scan (31x61x1): Measurement grid: dx=15mm, dy=15mm

Maximum value of SAR (interpolated) = 44.753 mW/g

Configuration/d=15mm, Pin=1000mW/Zoom Scan (5x5x7) 2 (7x7x7)/Cube

0: Measurement grid: dx=5mm, dy=5mm, dz=5mm

Reference Value = 183.4 V/m; Power Drift = -0.07 dB

Peak SAR (extrapolated) = 71.705 W/kg

SAR(1 g) = 39.2 mW/g; SAR(10 g) = 20.5 mW/g

Maximum value of SAR (measured) = 43.986 mW/g


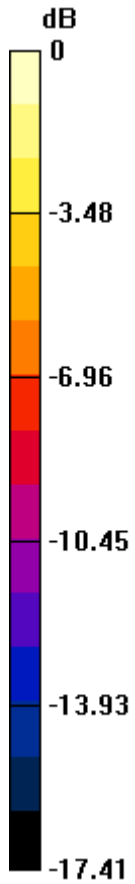
Author Data
Andrew Becker

Dates of Test
May 3 – June 28, 2011
August 31 – October 05, 2011


Test Report No
RTS-2604-1106-84A

FCC ID:
L6ARDR60CW
L6ARDF30CW

IC ID
2503A-RDR60CW
2503A-RDF30CW



0 dB = 43.990mW/g

	Document Appendix A for the BlackBerry® Smartphone Model RDR61CW/RDF31CW SAR Report			Page 10(21)
	Author Data Andrew Becker	Dates of Test May 3 – June 28, 2011 August 31 – October 05, 2011	Test Report No RTS-2604-1106-84A	FCC ID: L6ARDR60CW L6ARDF30CW

Date/Time: 6/15/2011 7:18:50 PM, Date/Time: 6/15/2011 7:20:41 PM

Test Laboratory: RIM Testing Services

DipoleValidation_2450MHz_Amb_Tem_23.4_Liq_Tem_22.0C_06_15_11

DUT: Dipole 2450 MHz; Type: D2450V2; Serial: D2450V2 - SN:747

Communication System: CW; Frequency: 2450 MHz; Communication System PAR: 0 dB

Medium parameters used: $f = 2450$ MHz; $\sigma = 1.879$ mho/m; $\epsilon_r = 40.287$; $\rho = 1000$ kg/m³

Phantom section: Flat Section

Measurement Standard: DASYS (IEEE/IEC/ANSI C63.19-2007)

DASY5 Configuration:

- Probe: ES3DV3 - SN3225; ConvF(4.6, 4.6, 4.6); Calibrated: 1/13/2011
- Sensor-Surface: 4mm (Mechanical Surface Detection)
- Electronics: DAE3 Sn472; Calibrated: 3/7/2011
- Phantom: SAM 1; Type: SAM 4.0; Serial: 1076
- Measurement SW: DASYS2, Version 52.6 (2); SEMCAD X Version 14.4.4 (2829)

Configuration/d=15mm, Pin=1000mW/Area Scan (31x41x1): Measurement

grid: dx=15mm, dy=15mm

Maximum value of SAR (interpolated) = 65.541 mW/g

Configuration/d=15mm, Pin=1000mW/Zoom Scan (5x5x7) 2 (7x7x7)/Cube

0: Measurement grid: dx=5mm, dy=5mm, dz=5mm

Reference Value = 184.2 V/m; Power Drift = -0.02 dB

Peak SAR (extrapolated) = 114.6 W/kg

SAR(1 g) = 54.6 mW/g; SAR(10 g) = 25.3 mW/g

Maximum value of SAR (measured) = 62.317 mW/g

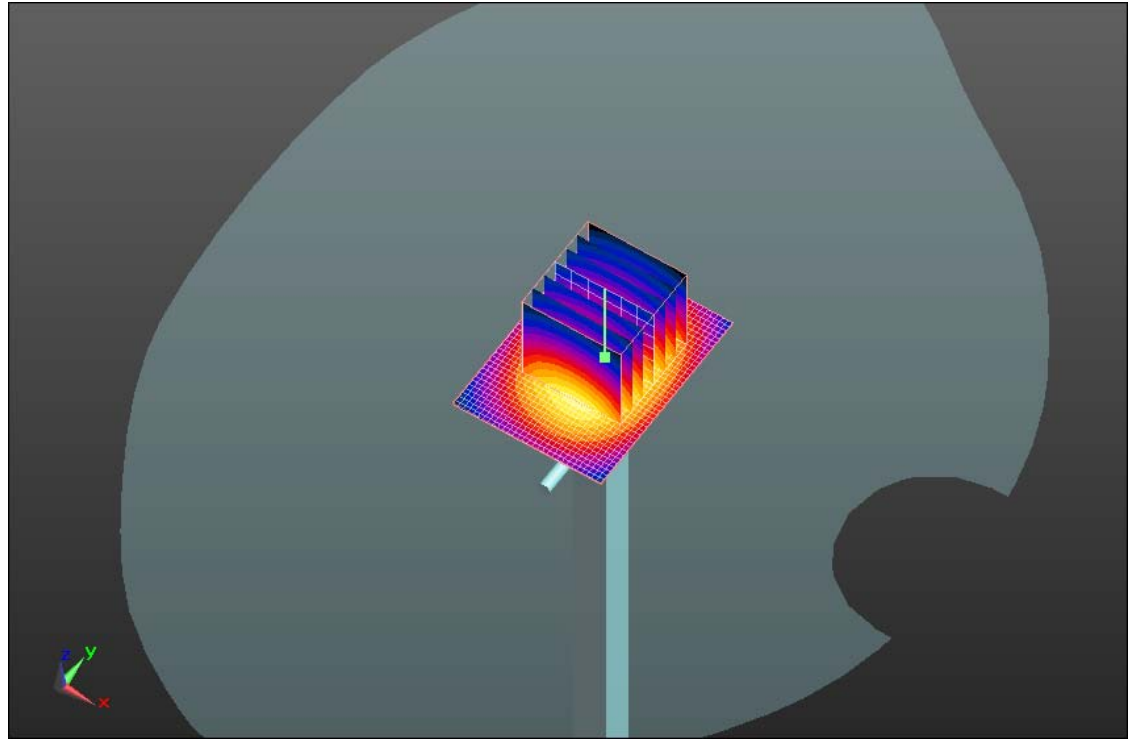
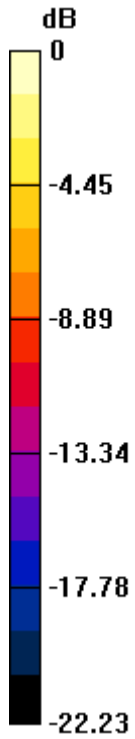
Author Data
Andrew Becker

Dates of Test
May 3 – June 28, 2011
August 31 – October 05, 2011


Test Report No
RTS-2604-1106-84A

FCC ID:
L6ARDR60CW
L6ARDF30CW

IC ID
2503A-RDR60CW
2503A-RDF30CW



0 dB = 62.320mW/g

	Document Appendix A for the BlackBerry® Smartphone Model RDR61CW/RDF31CW SAR Report			Page 12(21)
	Author Data Andrew Becker	Dates of Test May 3 – June 28, 2011 August 31 – October 05, 2011	Test Report No RTS-2604-1106-84A	FCC ID: L6ARDR60CW L6ARDF30CW

Date/Time: 6/24/2011 6:28:43 PM, Date/Time: 6/24/2011 6:30:34 PM

Test Laboratory: RIM Testing Services

DipoleValidation_2450MHz_Amb_Tem_23.5_Liq_Tem_22.4C_06_23_11

DUT: Dipole 2450 MHz; Type: D2450V2; Serial: D2450V2 - SN:747

Communication System: CW; Frequency: 2450 MHz; Communication System PAR: 0 dB

Medium parameters used: $f = 2450$ MHz; $\sigma = 1.874$ mho/m; $\epsilon_r = 37.722$; $\rho = 1000$ kg/m³

Phantom section: Flat Section

Measurement Standard: DASYS (IEEE/IEC/ANSI C63.19-2007)

DASY5 Configuration:

- Probe: ES3DV3 - SN3225; ConvF(4.6, 4.6, 4.6); Calibrated: 1/13/2011
- Sensor-Surface: 4mm (Mechanical Surface Detection)
- Electronics: DAE3 Sn472; Calibrated: 3/7/2011
- Phantom: SAM 1; Type: SAM 4.0; Serial: 1076
- Measurement SW: DASYS2, Version 52.6 (2); SEMCAD X Version 14.4.4 (2829)

Configuration/d=15mm, Pin=1000mW/Area Scan (31x41x1): Measurement

grid: dx=15mm, dy=15mm

Maximum value of SAR (interpolated) = 62.903 mW/g

Configuration/d=15mm, Pin=1000mW/Zoom Scan (5x5x7) 2 (7x7x7)/Cube

0: Measurement grid: dx=5mm, dy=5mm, dz=5mm

Reference Value = 183.0 V/m; Power Drift = -0.04 dB

Peak SAR (extrapolated) = 112.5 W/kg

SAR(1 g) = 54 mW/g; SAR(10 g) = 25 mW/g

Maximum value of SAR (measured) = 61.351 mW/g

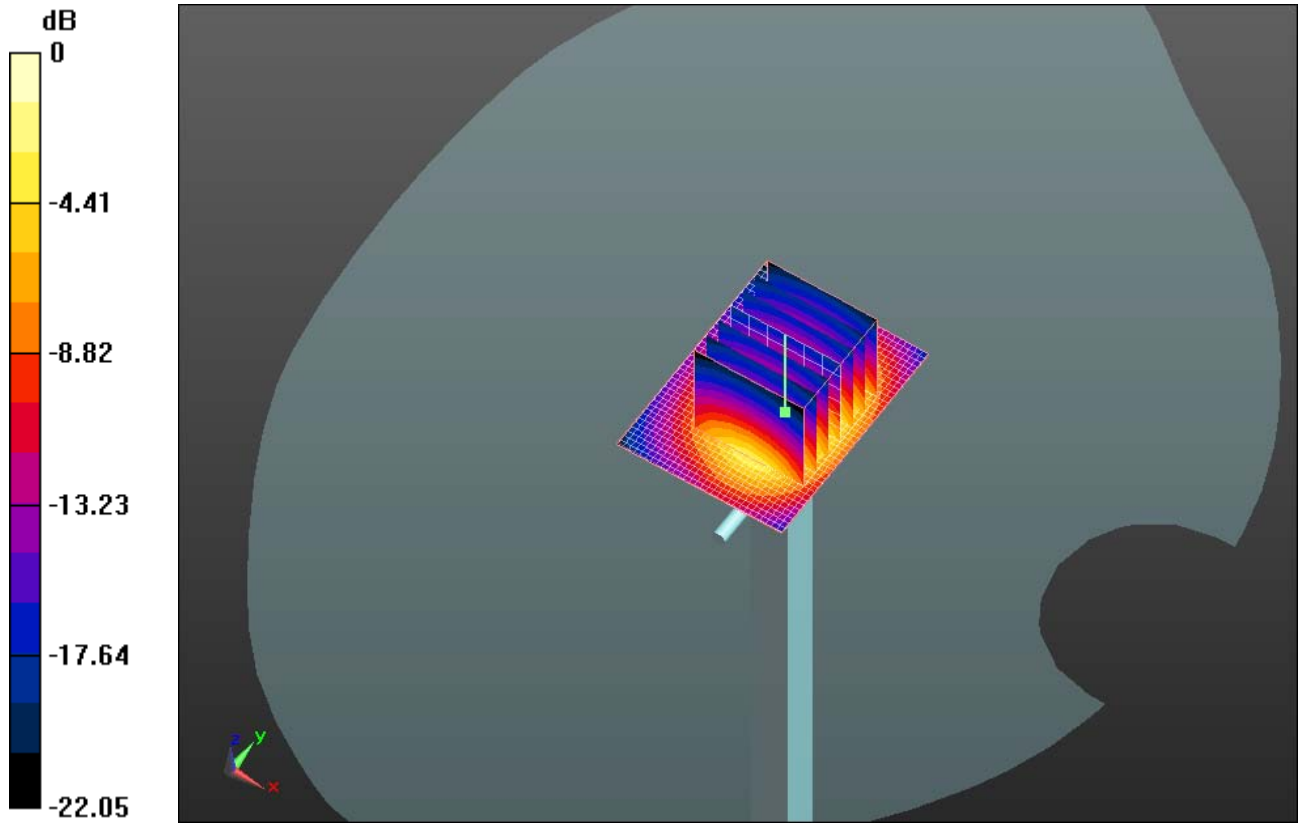
Author Data
Andrew Becker

Dates of Test
May 3 – June 28, 2011
August 31 – October 05, 2011


Test Report No
RTS-2604-1106-84A

FCC ID:
L6ARDR60CW
L6ARDF30CW

IC ID
2503A-RDR60CW
2503A-RDF30CW



0 dB = 61.350mW/g

	Document Appendix A for the BlackBerry® Smartphone Model RDR61CW/RDF31CW SAR Report			Page 14(21)
	Author Data Andrew Becker	Dates of Test May 3 – June 28, 2011 August 31 – October 05, 2011	Test Report No RTS-2604-1106-84A	FCC ID: L6ARDR60CW L6ARDF30CW

Date/Time: 10/5/2011 11:44:04 AM, Date/Time: 10/5/2011 11:48:50 AM

Test Laboratory: RIM Testing Services

DipoleValidation_835MHz_10_05_11_Amb_Tem_24.5_Liq_Tem_22.8C

DUT: Dipole 835 MHz; Type: D835V2; Serial: D835V2 - SN:446

Communication System: CW; Frequency: 835 MHz

Medium parameters used: $f = 835$ MHz; $\sigma = 0.872$ mho/m; $\epsilon_r = 41.554$; $\rho = 1000$ kg/m³

Phantom section: Flat Section

Measurement Standard: DASYS (IEEE/IEC/ANSI C63.19-2007)

DASY5 Configuration:

- Probe: ES3DV3 - SN3225; ConvF(6.47, 6.47, 6.47); Calibrated: 1/13/2011
- Sensor-Surface: 3mm (Mechanical Surface Detection)
- Electronics: DAE3 Sn472; Calibrated: 3/7/2011
- Phantom: SAM 1; Type: SAM 4.0; Serial: 1076
- Measurement SW: DASYS2, Version 52.6 (2); SEMCAD X Version 14.4.4 (2829)

Configuration/d=15mm, Pin=1000mW/Area Scan (31x121x1): Measurement grid: dx=15mm, dy=15mm

Maximum value of SAR (interpolated) = 10.869 mW/g

Configuration/d=15mm, Pin=1000mW/Zoom Scan (5x5x7) 2 (5x5x7)/Cube

0: Measurement grid: dx=7.5mm, dy=7.5mm, dz=5mm

Reference Value = 115.1 V/m; Power Drift = -0.04 dB

Peak SAR (extrapolated) = 14.236 W/kg

SAR(1 g) = 9.39 mW/g; SAR(10 g) = 6.11 mW/g

Maximum value of SAR (measured) = 11.028 mW/g

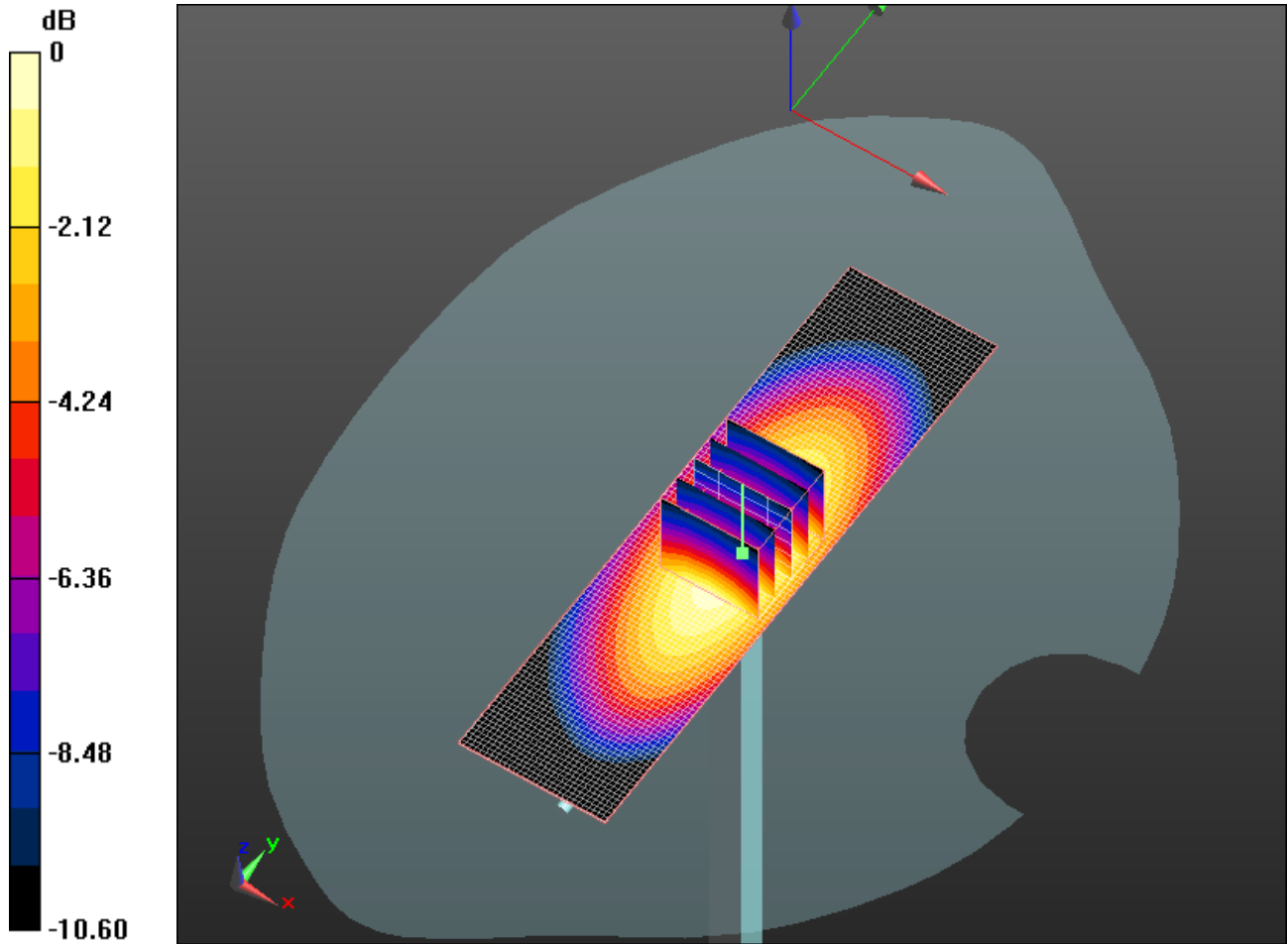
Author Data
Andrew Becker

Dates of Test
May 3 – June 28, 2011
August 31 – October 05, 2011


Test Report No
RTS-2604-1106-84A

FCC ID:
L6ARDR60CW
L6ARDF30CW

IC ID
2503A-RDR60CW
2503A-RDF30CW



0 dB = 11.030mW/g

	Document Appendix A for the BlackBerry® Smartphone Model RDR61CW/RDF31CW SAR Report			Page 16(21)
	Author Data Andrew Becker	Dates of Test May 3 – June 28, 2011 August 31 – October 05, 2011	Test Report No RTS-2604-1106-84A	FCC ID: L6ARDR60CW L6ARDF30CW

Date/Time: 8/31/2011 2:33:08 PM, Date/Time: 8/31/2011 2:35:43 PM

Test Laboratory: RIM Testing Services

DipoleValidation_1800MHz_08_31_11_Amb_Tem_23.6_Liq_Tem_22.8C

DUT: Dipole 1800 MHz; Type: D1800V2; Serial: D1800V2 - SN:2d020

Communication System: CW; Frequency: 1800 MHz

Medium parameters used: $f = 1800$ MHz; $\sigma = 1.43$ mho/m; $\epsilon_r = 40.76$; $\rho = 1000$ kg/m³

Phantom section: Flat Section

Measurement Standard: DASYS (IEEE/IEC/ANSI C63.19-2007)

DASY5 Configuration:

- Probe: ES3DV3 - SN3225; ConvF(5.26, 5.26, 5.26); Calibrated: 1/13/2011
- Sensor-Surface: 3mm (Mechanical Surface Detection), Sensor-Surface: 4mm (Mechanical Surface Detection)
- Electronics: DAE3 Sn472; Calibrated: 3/7/2011
- Phantom: SAM 1; Type: SAM 4.0; Serial: 1076
- Measurement SW: DASYS2, Version 52.6 (2); SEMCAD X Version 14.4.4 (2829)

Configuration/d=15mm, Pin=1000mW/Area Scan (31x61x1): Measurement grid: dx=15mm, dy=15mm

Maximum value of SAR (interpolated) = 47.647 mW/g

Configuration/d=15mm, Pin=1000mW/Zoom Scan (5x5x7) 2 (7x7x7)/Cube

0: Measurement grid: dx=5mm, dy=5mm, dz=5mm

Reference Value = 188.4 V/m; Power Drift = -0.04 dB

Peak SAR (extrapolated) = 68.996 W/kg

SAR(1 g) = 37.4 mW/g; SAR(10 g) = 19.6 mW/g

Maximum value of SAR (measured) = 42.136 mW/g

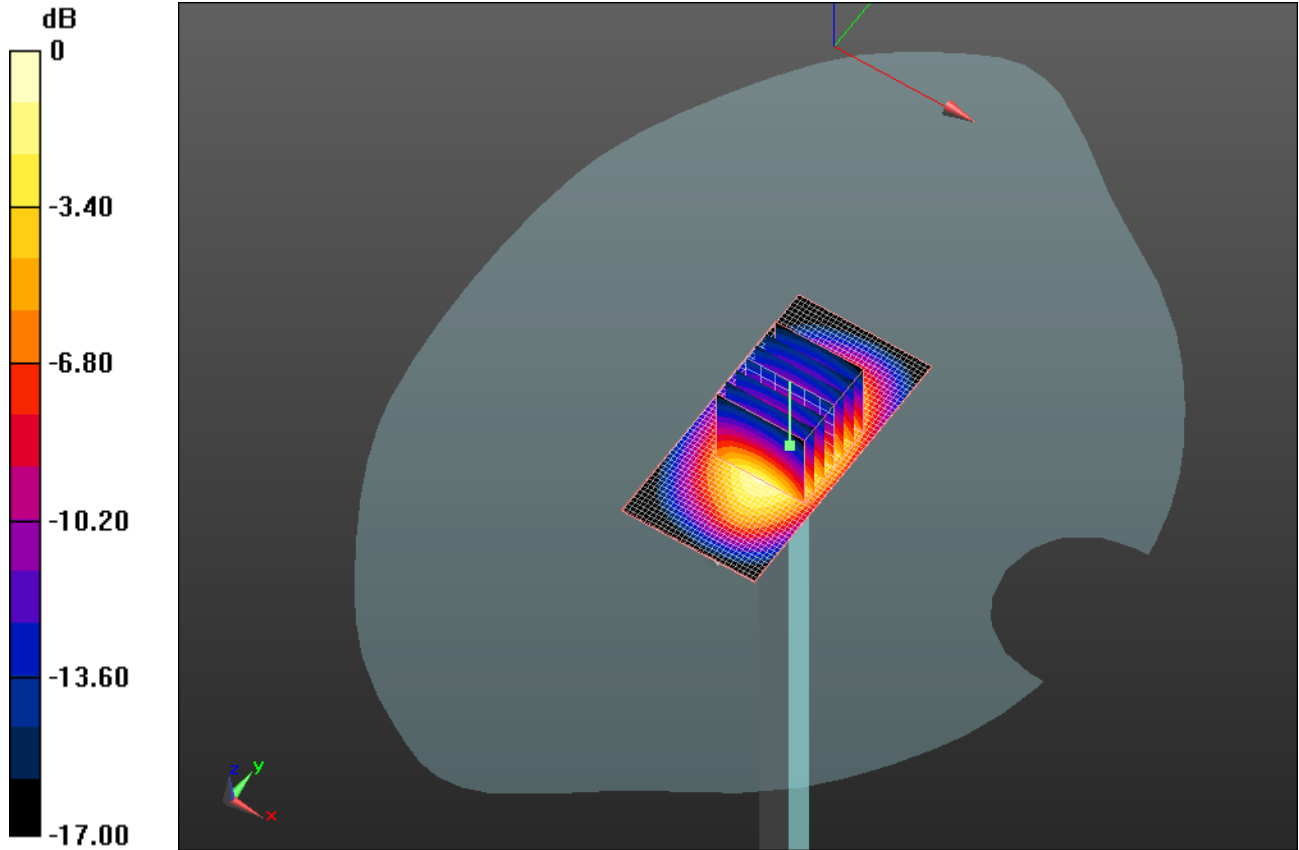
Author Data
Andrew Becker

Dates of Test
May 3 – June 28, 2011
August 31 – October 05, 2011


Test Report No
RTS-2604-1106-84A

FCC ID:
L6ARDR60CW
L6ARDF30CW

IC ID
2503A-RDR60CW
2503A-RDF30CW



0 dB = 42.140mW/g

	Document Appendix A for the BlackBerry® Smartphone Model RDR61CW/RDF31CW SAR Report			Page 18(21)
	Author Data Andrew Becker	Dates of Test May 3 – June 28, 2011 August 31 – October 05, 2011	Test Report No RTS-2604-1106-84A	FCC ID: L6ARDR60CW L6ARDF30CW

Date/Time: 9/8/2011 7:17:01 PM, Date/Time: 9/8/2011 7:19:36 PM

Test Laboratory: RIM Testing Services

DipoleValidation_1800MHz_09_08_11_Amb_Tem_23.4_Liq_Tem_23.3C

DUT: Dipole 1800 MHz; Type: D1800V2; Serial: D1800V2 - SN:2d020

Communication System: CW; Frequency: 1800 MHz

Medium parameters used: $f = 1800$ MHz; $\sigma = 1.428$ mho/m; $\epsilon_r = 39.045$; $\rho = 1000$ kg/m³

Phantom section: Flat Section

Measurement Standard: DASYS (IEEE/IEC/ANSI C63.19-2007)

DASY5 Configuration:

- Probe: ES3DV3 - SN3225; ConvF(5.26, 5.26, 5.26); Calibrated: 1/13/2011
- Sensor-Surface: 3mm (Mechanical Surface Detection)
- Electronics: DAE3 Sn472; Calibrated: 3/7/2011
- Phantom: SAM 1; Type: SAM 4.0; Serial: 1076
- Measurement SW: DASYS2, Version 52.6 (2); SEMCAD X Version 14.4.4 (2829)

Configuration/d=15mm, Pin=1000mW/Area Scan (31x61x1): Measurement grid: dx=15mm, dy=15mm

Maximum value of SAR (interpolated) = 46.809 mW/g

Configuration/d=15mm, Pin=1000mW/Zoom Scan (5x5x7) 2 (7x7x7)/Cube

0: Measurement grid: dx=5mm, dy=5mm, dz=5mm

Reference Value = 185.9 V/m; Power Drift = -0.04 dB

Peak SAR (extrapolated) = 68.362 W/kg

SAR(1 g) = 36.8 mW/g; SAR(10 g) = 19.2 mW/g

Maximum value of SAR (measured) = 46.945 mW/g

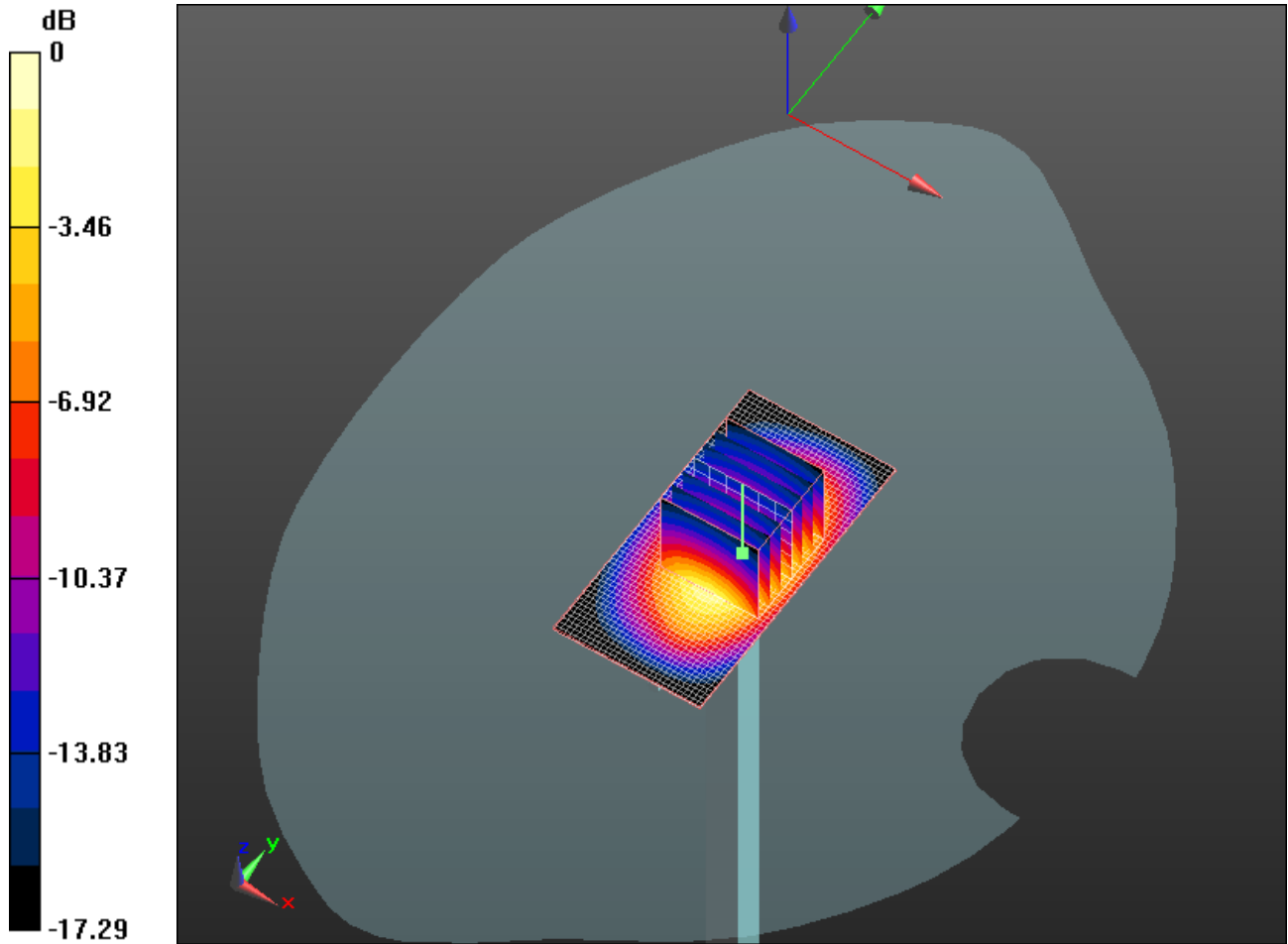
Author Data
Andrew Becker

Dates of Test
May 3 – June 28, 2011
August 31 – October 05, 2011


Test Report No
RTS-2604-1106-84A

FCC ID:
L6ARDR60CW
L6ARDF30CW

IC ID
2503A-RDR60CW
2503A-RDF30CW



0 dB = 46.950mW/g

	Document Appendix A for the BlackBerry® Smartphone Model RDR61CW/RDF31CW SAR Report			Page 20(21)
	Author Data Andrew Becker	Dates of Test May 3 – June 28, 2011 August 31 – October 05, 2011	Test Report No RTS-2604-1106-84A	FCC ID: L6ARDR60CW L6ARDF30CW

Date/Time: 9/29/2011 12:44:51 PM, Date/Time: 9/29/2011 12:47:26 PM

Test Laboratory: RIM Testing Services

DipoleValidation_1900MHz_09_29_11_Amb_Tem_24.2_Liq_Tem_22.3C

DUT: Dipole 1900 MHz; Type: D1900V2; Serial: D1900V2 - SN:545

Communication System: CW; Frequency: 1900 MHz

Medium parameters used: $f = 1900$ MHz; $\sigma = 1.396$ mho/m; $\epsilon_r = 38.581$; $\rho = 1000$ kg/m³

Phantom section: Flat Section

Measurement Standard: DASYS (IEEE/IEC/ANSI C63.19-2007)

DASY5 Configuration:

- Probe: ES3DV3 - SN3225; ConvF(5.26, 5.26, 5.26); Calibrated: 1/13/2011
- Sensor-Surface: 3mm (Mechanical Surface Detection)
- Electronics: DAE3 Sn472; Calibrated: 3/7/2011
- Phantom: SAM 1; Type: SAM 4.0; Serial: 1076
- Measurement SW: DASYS2, Version 52.6 (2); SEMCAD X Version 14.4.4 (2829)

Configuration/d=15mm, Pin=1000mW/Area Scan (31x61x1): Measurement grid: dx=15mm, dy=15mm

Maximum value of SAR (interpolated) = 50.801 mW/g

Configuration/d=15mm, Pin=1000mW/Zoom Scan (5x5x7) (5x5x7)/Cube

0: Measurement grid: dx=7.5mm, dy=7.5mm, dz=5mm

Reference Value = 197.9 V/m; Power Drift = -0.0099 dB

Peak SAR (extrapolated) = 73.988 W/kg

SAR(1 g) = 40.1 mW/g; SAR(10 g) = 20.7 mW/g

Maximum value of SAR (measured) = 51.561 mW/g

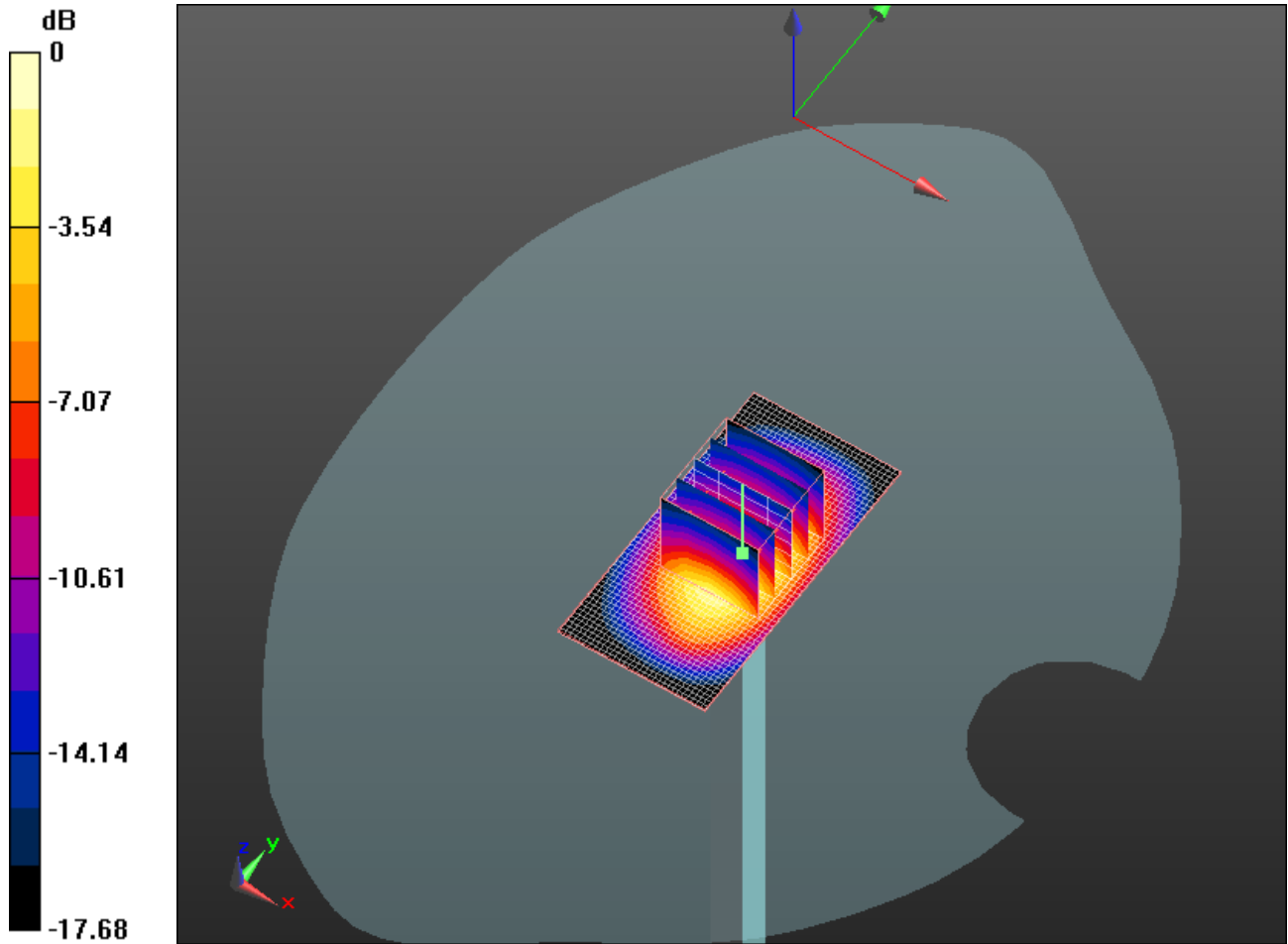
Author Data
Andrew Becker

Dates of Test
May 3 – June 28, 2011
August 31 – October 05, 2011

Test Report No
RTS-2604-1106-84A

FCC ID:
L6ARDR60CW
L6ARDF30CW

IC ID
2503A-RDR60CW
2503A-RDF30CW



0 dB = 51.560mW/g