
	Document <b>Appendix C for the BlackBerry® Smartphone Model</b> <b>RDU71CW/RDE71UW SAR Report</b>			Page <b>1(107)</b>
	Author Data <b>Andrew Becker</b>	Dates of Test <b>Feb 7 – May 25, July 18,</b> <b>2011</b>	Test Report No <b>RTS-3933-1105-11A</b> <b>RTS-2580-1106-03 Rev2</b>	FCC ID: <b>L6ARDU70CW</b> <b>L6ARDE70UW</b>

**APPENDIX C: SAR DISTRIBUTION PLOTS FOR BODY-WORN CONFIGURATION**

	Document <b>Appendix C for the BlackBerry® Smartphone Model</b> <b>RDU71CW/RDE71UW SAR Report</b>			Page <b>2(107)</b>
	Author Data <b>Andrew Becker</b>	Dates of Test <b>Feb 7 – May 25, July 18, 2011</b>	Test Report No <b>RTS-3933-1105-11A</b> <b>RTS-2580-1106-03 Rev2</b>	FCC ID: <b>L6ARDU70CW</b> <b>L6ARDE70UW</b>

Date/Time: 3/7/2011 9:37:48 PM, Date/Time: 3/7/2011 9:43:45 PM

Test Laboratory: RIM Testing Services

**15mm\_Spacer\_Back\_GPRS850\_mid\_chan\_amb\_temp\_23.6C\_liq\_temp\_22.0C**

**DUT: BlackBerry Smartphone; Type: Sample ; Serial: 32D4BD0D**

Communication System: GPRS 850; Frequency: 836.8 MHz; Communication System

PAR: 3.18 dB

Medium parameters used (interpolated):  $f = 836.8$  MHz;  $\sigma = 1.016$  mho/m;  $\epsilon_r = 52.419$ ;  $\rho = 1000$  kg/m<sup>3</sup>

Phantom section: Flat Section

Measurement Standard: DASY5 (IEEE/IEC/ANSI C63.19-2007)

DASY5 Configuration:

- Probe: ES3DV3 - SN3225; ConvF(6.12, 6.12, 6.12); Calibrated: 1/13/2011
- Sensor-Surface: 4mm (Mechanical Surface Detection)
- Electronics: DAE4 Sn881; Calibrated: 4/19/2010
- Phantom: SAM 2; Type: SAM 4.0; Serial: 1080
- Measurement SW: DASY52, Version 52.6 (2); SEMCAD X Version 14.4.4 (2829)

**Configuration/Body/Area Scan (51x91x1):** Measurement grid: dx=15mm, dy=15mm

[Info: Interpolated medium parameters used for SAR evaluation.](#)

Maximum value of SAR (interpolated) = 0.426 mW/g


**Configuration/Body/Zoom Scan (5x5x7) (6x6x7)/Cube 0:** Measurement grid:

dx=7.5mm, dy=7.5mm, dz=5mm

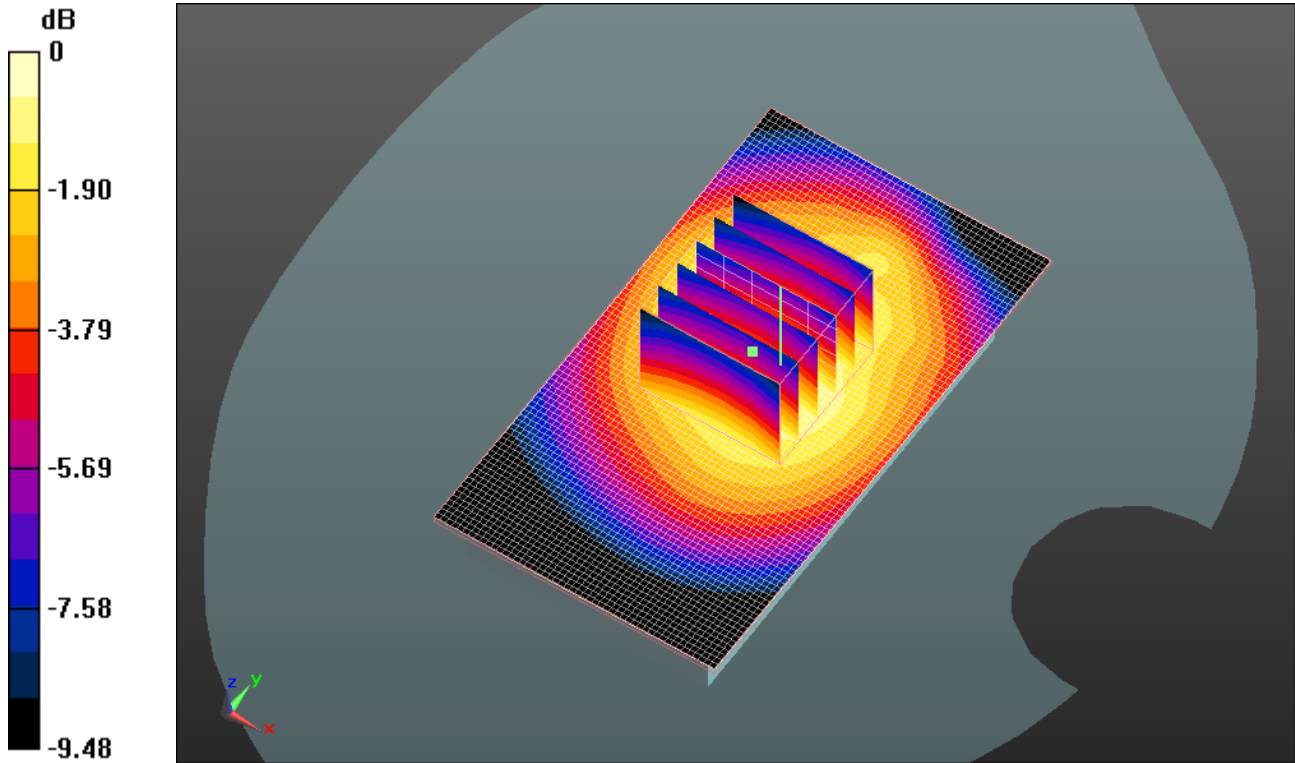
Reference Value = 21.106 V/m; Power Drift = -0.13 dB

Peak SAR (extrapolated) = 0.570 W/kg


**SAR(1 g) = 0.445 mW/g; SAR(10 g) = 0.331 mW/g**

	Document <b>Appendix C for the BlackBerry® Smartphone Model</b> <b>RDU71CW/RDE71UW SAR Report</b>			Page <b>3(107)</b>
	Author Data <b>Andrew Becker</b>	Dates of Test <b>Feb 7 – May 25, July 18, 2011</b>	Test Report No <b>RTS-3933-1105-11A</b> <b>RTS-2580-1106-03 Rev2</b>	FCC ID: <b>L6ARDU70CW</b> <b>L6ARDE70UW</b>

Info: Interpolated medium parameters used for SAR evaluation.  
 Maximum value of SAR (measured) = 0.466 mW/g



0 dB = 0.470mW/g

	Document <b>Appendix C for the BlackBerry® Smartphone Model</b> <b>RDU71CW/RDE71UW SAR Report</b>			Page <b>4(107)</b>
	Author Data <b>Andrew Becker</b>	Dates of Test <b>Feb 7 – May 25, July 18, 2011</b>	Test Report No <b>RTS-3933-1105-11A</b> <b>RTS-2580-1106-03 Rev2</b>	FCC ID: <b>L6ARDU70CW</b> <b>L6ARDE70UW</b>

Date/Time: 3/7/2011 10:08:13 PM, Date/Time: 3/7/2011 10:14:38 PM

Test Laboratory: RIM Testing Services

**15mm\_Spacer\_Front\_GPRS850\_mid\_chan\_amb\_temp\_23.7C\_liq\_temp\_22.1C**

**DUT: BlackBerry Smartphone; Type: Sample ; Serial: 32D4BD0D**

Communication System: GPRS 850; Frequency: 836.8 MHz; Communication System

PAR: 3.18 dB

Medium parameters used (interpolated):  $f = 836.8$  MHz;  $\sigma = 1.016$  mho/m;  $\epsilon_r = 52.419$ ;  $\rho = 1000$  kg/m<sup>3</sup>

Phantom section: Flat Section

Measurement Standard: DASYS (IEEE/IEC/ANSI C63.19-2007)

DASY5 Configuration:

- Probe: ES3DV3 - SN3225; ConvF(6.12, 6.12, 6.12); Calibrated: 1/13/2011
- Sensor-Surface: 4mm (Mechanical Surface Detection)
- Electronics: DAE4 Sn881; Calibrated: 4/19/2010
- Phantom: SAM 2; Type: SAM 4.0; Serial: 1080
- Measurement SW: DASY52, Version 52.6 (2); SEMCAD X Version 14.4.4 (2829)

**Configuration/Body/Area Scan (51x91x1):** Measurement grid: dx=15mm, dy=15mm

[Info: Interpolated medium parameters used for SAR evaluation.](#)

Maximum value of SAR (interpolated) = 0.334 mW/g

**Configuration/Body/Zoom Scan (5x5x7) (6x7x7)/Cube 0:** Measurement grid:

dx=7.5mm, dy=7.5mm, dz=5mm


Reference Value = 14.871 V/m; Power Drift = -0.02 dB


Peak SAR (extrapolated) = 0.585 W/kg

**SAR(1 g) = 0.373 mW/g; SAR(10 g) = 0.253 mW/g**


[Info: Interpolated medium parameters used for SAR evaluation.](#)

Maximum value of SAR (measured) = 0.333 mW/g

	Document <b>Appendix C for the BlackBerry® Smartphone Model          RDU71CW/RDE71UW SAR Report</b>			Page <b>5(107)</b>
	Author Data <b>Andrew Becker</b>	Dates of Test <b>Feb 7 – May 25, July 18,          2011</b>	Test Report No <b>RTS-3933-1105-11A          RTS-2580-1106-03 Rev2</b>	FCC ID: <b>L6ARDU70CW          L6ARDE70UW</b>



0 dB = 0.330mW/g

	Document <b>Appendix C for the BlackBerry® Smartphone Model</b> <b>RDU71CW/RDE71UW SAR Report</b>			Page <b>6(107)</b>
	Author Data <b>Andrew Becker</b>	Dates of Test <b>Feb 7 – May 25, July 18, 2011</b>	Test Report No <b>RTS-3933-1105-11A</b> <b>RTS-2580-1106-03 Rev2</b>	FCC ID: <b>L6ARDU70CW</b> <b>L6ARDE70UW</b>

Date/Time: 3/7/2011 9:54:20 PM, Date/Time: 3/7/2011 10:00:12 PM

Test Laboratory: RIM Testing Services

## Vertical\_Holster\_Back\_GPRS850\_mid\_chan\_amb\_temp\_23.7C\_liq\_tem p\_22.1C

**DUT: BlackBerry Smartphone; Type: Sample ; Serial: 32D4BD0D**

Communication System: GPRS 850; Frequency: 836.8 MHz; Communication System  
PAR: 3.18 dB

Medium parameters used (interpolated):  $f = 836.8$  MHz;  $\sigma = 1.016$  mho/m;  $\epsilon_r = 52.419$ ;  $\rho = 1000$  kg/m<sup>3</sup>

Phantom section: Flat Section

Measurement Standard: DASYS (IEEE/IEC/ANSI C63.19-2007)

DASY5 Configuration:

- Probe: ES3DV3 - SN3225; ConvF(6.12, 6.12, 6.12); Calibrated: 1/13/2011
- Sensor-Surface: 4mm (Mechanical Surface Detection)
- Electronics: DAE4 Sn881; Calibrated: 4/19/2010
- Phantom: SAM 2; Type: SAM 4.0; Serial: 1080
- Measurement SW: DASY52, Version 52.6 (2); SEMCAD X Version 14.4.4 (2829)

**Configuration/Body/Area Scan (51x91x1):** Measurement grid: dx=15mm, dy=15mm

[Info: Interpolated medium parameters used for SAR evaluation.](#)

Maximum value of SAR (interpolated) = 0.446 mW/g

**Configuration/Body/Zoom Scan (5x5x7) (5x5x7)/Cube 0:** Measurement grid:  
dx=7.5mm, dy=7.5mm, dz=5mm

Reference Value = 20.210 V/m; Power Drift = 0.03 dB

Peak SAR (extrapolated) = 0.522 W/kg

**SAR(1 g) = 0.411 mW/g; SAR(10 g) = 0.309 mW/g**

[Info: Interpolated medium parameters used for SAR evaluation.](#)

Maximum value of SAR (measured) = 0.429 mW/g

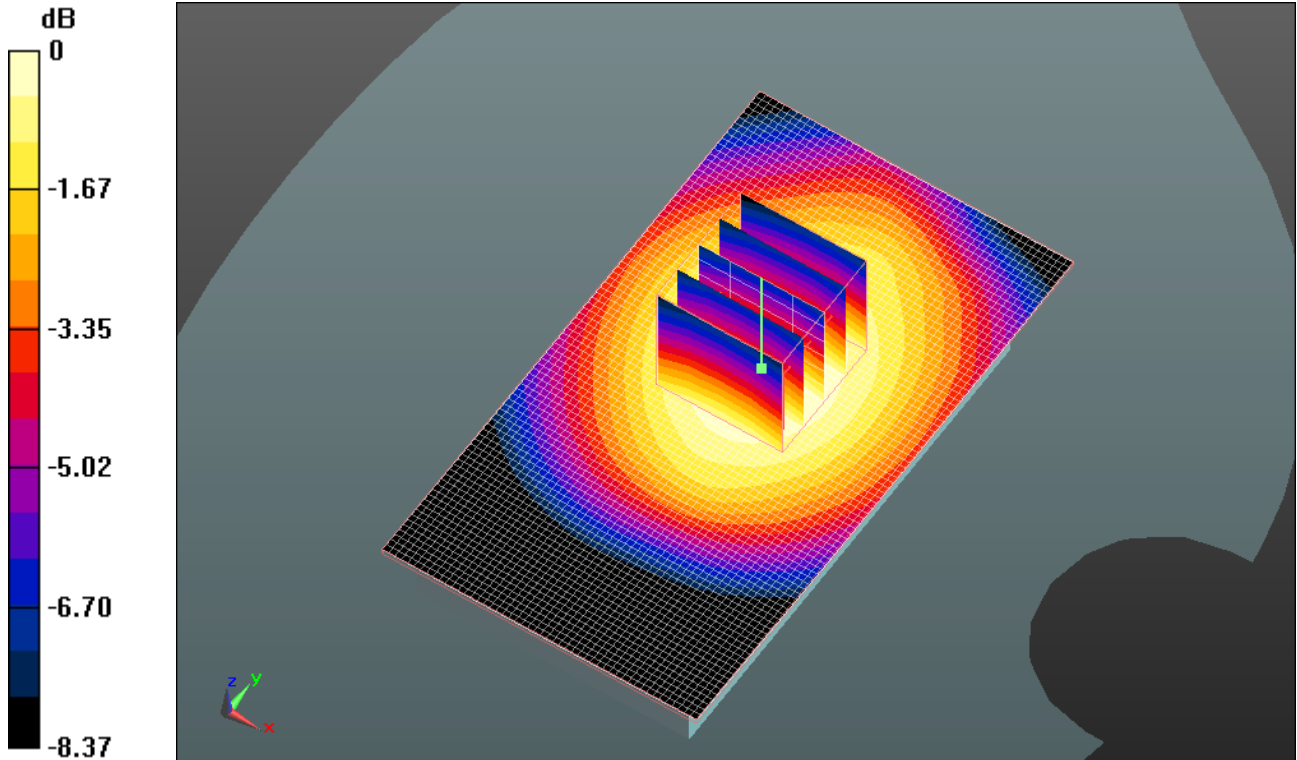
Author Data  
**Andrew Becker**

Dates of Test  
**Feb 7 – May 25, July 18,**  
**2011**


Test Report No  
**RTS-3933-1105-11A**  
**RTS-2580-1106-03 Rev2**

FCC ID:  
**L6ARDU70CW**  
**L6ARDE70UW**

IC ID  
**2503A-RDU70CW**  
**2503A-RDE70UW**



0 dB = 0.430mW/g

	Document <b>Appendix C for the BlackBerry® Smartphone Model</b> <b>RDU71CW/RDE71UW SAR Report</b>			Page <b>8(107)</b>
	Author Data <b>Andrew Becker</b>	Dates of Test <b>Feb 7 – May 25, July 18, 2011</b>	Test Report No <b>RTS-3933-1105-11A</b> <b>RTS-2580-1106-03 Rev2</b>	FCC ID: <b>L6ARDU70CW</b> <b>L6ARDE70UW</b>

Date/Time: 3/7/2011 10:27:01 PM, Date/Time: 3/7/2011 10:32:58 PM

Test Laboratory: RIM Testing Services

**15mm\_Spacer\_Back\_HS#3\_GPRS850\_mid\_chan\_amb\_temp\_23.6C\_liq  
\_temp\_22.0C**

**DUT: BlackBerry Smartphone; Type: Sample ; Serial: 32D4BD0D**

Communication System: GPRS 850; Frequency: 836.8 MHz; Communication System

PAR: 3.18 dB

Medium parameters used (interpolated):  $f = 836.8$  MHz;  $\sigma = 1.016$  mho/m;  $\epsilon_r = 52.419$ ;  $\rho = 1000$  kg/m<sup>3</sup>

Phantom section: Flat Section

Measurement Standard: DASYS (IEEE/IEC/ANSI C63.19-2007)

DASY5 Configuration:

- Probe: ES3DV3 - SN3225; ConvF(6.12, 6.12, 6.12); Calibrated: 1/13/2011
- Sensor-Surface: 4mm (Mechanical Surface Detection)
- Electronics: DAE4 Sn881; Calibrated: 4/19/2010
- Phantom: SAM 2; Type: SAM 4.0; Serial: 1080
- Measurement SW: DASY52, Version 52.6 (2); SEMCAD X Version 14.4.4 (2829)

**Configuration/Body/Area Scan (51x91x1):** Measurement grid: dx=15mm, dy=15mm

[Info: Interpolated medium parameters used for SAR evaluation.](#)

Maximum value of SAR (interpolated) = 0.424 mW/g

**Configuration/Body/Zoom Scan (5x5x7) (6x6x7)/Cube 0:** Measurement grid:

dx=7.5mm, dy=7.5mm, dz=5mm

Reference Value = 20.464 V/m; Power Drift = -0.12 dB


Peak SAR (extrapolated) = 0.524 W/kg

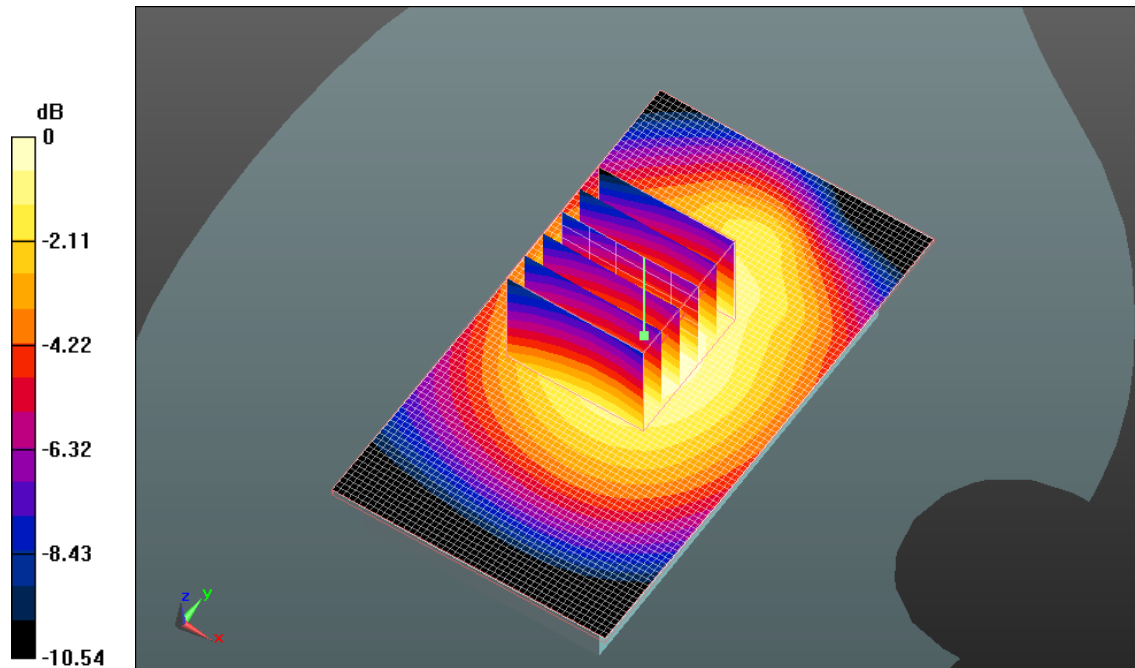
**SAR(1 g) = 0.404 mW/g; SAR(10 g) = 0.299 mW/g**

[Info: Interpolated medium parameters used for SAR evaluation.](#)


Maximum value of SAR (measured) = 0.426 mW/g



	Document <b>Appendix C for the BlackBerry® Smartphone Model</b> <b>RDU71CW/RDE71UW SAR Report</b>			Page <b>9(107)</b>
	Author Data <b>Andrew Becker</b>	Dates of Test <b>Feb 7 – May 25, July 18, 2011</b>	Test Report No <b>RTS-3933-1105-11A</b> <b>RTS-2580-1106-03 Rev2</b>	FCC ID: <b>L6ARDU70CW</b> <b>L6ARDE70UW</b>



0 dB = 0.430mW/g

	Document <b>Appendix C for the BlackBerry® Smartphone Model</b> <b>RDU71CW/RDE71UW SAR Report</b>			Page <b>10(107)</b>
	Author Data <b>Andrew Becker</b>	Dates of Test <b>Feb 7 – May 25, July 18, 2011</b>	Test Report No <b>RTS-3933-1105-11A</b> <b>RTS-2580-1106-03 Rev2</b>	FCC ID: <b>L6ARDU70CW</b> <b>L6ARDE70UW</b>

Date/Time: 3/7/2011 10:44:10 PM, Date/Time: 3/7/2011 10:56:33 PM

Test Laboratory: RIM Testing Services

**15mm\_Spacer\_Back\_GPRS850\_3\_Slots\_mid\_chan\_amb\_temp\_23.5C\_I  
iq\_temp\_21.9C**

**DUT: BlackBerry Smartphone; Type: Sample ; Serial: 32D4BD0D**

Communication System: GPRS 850 (3 slots); Frequency: 836.8 MHz; Communication System PAR: 3.18 dB  
Medium parameters used (interpolated):  $f = 836.8$  MHz;  $\sigma = 1.016$  mho/m;  $\epsilon_r = 52.419$ ;  $\rho = 1000$  kg/m<sup>3</sup>  
Phantom section: Flat Section  
Measurement Standard: DASYS (IEEE/IEC/ANSI C63.19-2007)

DASY5 Configuration:

- Probe: ES3DV3 - SN3225; ConvF(6.12, 6.12, 6.12); Calibrated: 1/13/2011
- Sensor-Surface: 4mm (Mechanical Surface Detection)
- Electronics: DAE4 Sn881; Calibrated: 4/19/2010
- Phantom: SAM 2; Type: SAM 4.0; Serial: 1080
- Measurement SW: DASY52, Version 52.6 (2); SEMCAD X Version 14.4.4 (2829)

**Configuration/Body/Area Scan (51x91x1):** Measurement grid: dx=15mm, dy=15mm

[Info: Interpolated medium parameters used for SAR evaluation.](#)

Maximum value of SAR (interpolated) = 0.575 mW/g

**Configuration/Body/Zoom Scan (5x5x7) (6x6x7)/Cube 0:** Measurement grid:

dx=7.5mm, dy=7.5mm, dz=5mm

Reference Value = 24.855 V/m; Power Drift = -0.04 dB

Peak SAR (extrapolated) = 0.790 W/kg

**SAR(1 g) = 0.600 mW/g; SAR(10 g) = 0.447 mW/g**

[Info: Interpolated medium parameters used for SAR evaluation.](#)

Maximum value of SAR (measured) = 0.628 mW/g


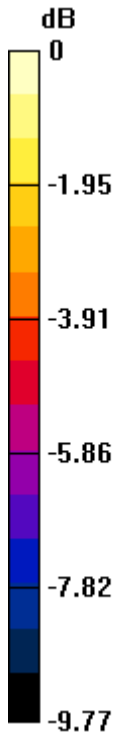
Author Data  
**Andrew Becker**

Dates of Test  
**Feb 7 – May 25, July 18,  
2011**


Test Report No  
**RTS-3933-1105-11A  
RTS-2580-1106-03 Rev2**

FCC ID:  
**L6ARDU70CW  
L6ARDE70UW**

IC ID  
**2503A-RDU70CW  
2503A-RDE70UW**



0 dB = 0.630mW/g

	Document <b>Appendix C for the BlackBerry® Smartphone Model</b> <b>RDU71CW/RDE71UW SAR Report</b>			Page <b>12(107)</b>
	Author Data <b>Andrew Becker</b>	Dates of Test <b>Feb 7 – May 25, July 18, 2011</b>	Test Report No <b>RTS-3933-1105-11A</b> <b>RTS-2580-1106-03 Rev2</b>	FCC ID: <b>L6ARDU70CW</b> <b>L6ARDE70UW</b>

Date/Time: 3/7/2011 11:07:05 PM, Date/Time: 3/7/2011 11:13:02 PM

Test Laboratory: RIM Testing Services

**15mm\_Spacer\_Back\_GPRS850\_4\_Slots\_mid\_chan\_amb\_temp\_23.5C\_I  
iq\_temp\_21.9C**

**DUT: BlackBerry Smartphone; Type: Sample ; Serial: 32D4BD0D**

Communication System: GPRS 850 (4 slots); Frequency: 836.8 MHz; Communication System PAR: 3.18 dB  
Medium parameters used (interpolated):  $f = 836.8$  MHz;  $\sigma = 1.016$  mho/m;  $\epsilon_r = 52.419$ ;  $\rho = 1000$  kg/m<sup>3</sup>  
Phantom section: Flat Section  
Measurement Standard: DASYS (IEEE/IEC/ANSI C63.19-2007)

DASY5 Configuration:


- Probe: ES3DV3 - SN3225; ConvF(6.12, 6.12, 6.12); Calibrated: 1/13/2011
- Sensor-Surface: 4mm (Mechanical Surface Detection)
- Electronics: DAE4 Sn881; Calibrated: 4/19/2010
- Phantom: SAM 2; Type: SAM 4.0; Serial: 1080
- Measurement SW: DASY52, Version 52.6 (2); SEMCAD X Version 14.4.4 (2829)

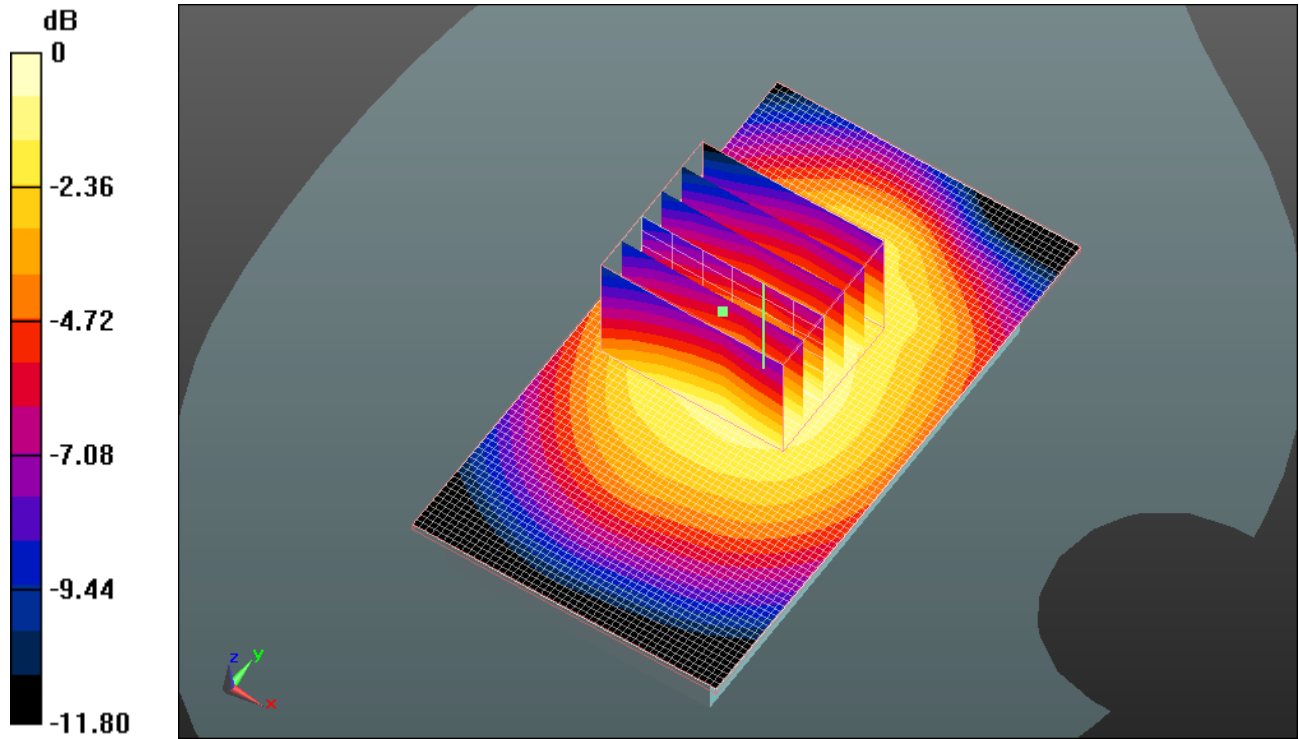
**Configuration/Body/Area Scan (51x91x1):** Measurement grid: dx=15mm, dy=15mm

[Info: Interpolated medium parameters used for SAR evaluation.](#)  
Maximum value of SAR (interpolated) = 0.455 mW/g


**Configuration/Body/Zoom Scan (5x5x7) (7x6x7)/Cube 0:** Measurement grid: dx=7.5mm, dy=7.5mm, dz=5mm  
Reference Value = 21.442 V/m; Power Drift = 0.32 dB  
Peak SAR (extrapolated) = 0.610 W/kg  
**SAR(1 g) = 0.469 mW/g; SAR(10 g) = 0.341 mW/g**

[Info: Interpolated medium parameters used for SAR evaluation.](#)  
Maximum value of SAR (measured) = 0.505 mW/g

	Document <b>Appendix C for the BlackBerry® Smartphone Model</b> <b>RDU71CW/RDE71UW SAR Report</b>			Page <b>13(107)</b>
	Author Data <b>Andrew Becker</b>	Dates of Test <b>Feb 7 – May 25, July 18, 2011</b>	Test Report No <b>RTS-3933-1105-11A</b> <b>RTS-2580-1106-03 Rev2</b>	FCC ID: <b>L6ARDU70CW</b> <b>L6ARDE70UW</b>



0 dB = 0.500mW/g

	Document <b>Appendix C for the BlackBerry® Smartphone Model</b> <b>RDU71CW/RDE71UW SAR Report</b>			Page <b>14(107)</b>
	Author Data <b>Andrew Becker</b>	Dates of Test <b>Feb 7 – May 25, July 18, 2011</b>	Test Report No <b>RTS-3933-1105-11A</b> <b>RTS-2580-1106-03 Rev2</b>	FCC ID: <b>L6ARDU70CW</b> <b>L6ARDE70UW</b>

Date/Time: 4/21/2011 10:53:53 AM, Date/Time: 4/21/2011 11:01:03 AM

Test Laboratory: RIM Testing Services

## 15mm\_Spacer\_Back\_GPRS850\_mid\_chan\_amb\_temp\_23.4\_liq\_temp\_2 2.3C

**DUT: BlackBerry Smartphone; Type: Sample ; Serial: 32E46EDD**

Communication System: GPRS 850 (3 slots); Frequency: 836.8 MHz; Communication System PAR: 4.472 dB

Medium parameters used (interpolated):  $f = 836.8$  MHz;  $\sigma = 0.976$  mho/m;  $\epsilon_r = 53.625$ ;  $\rho = 1000$  kg/m<sup>3</sup>

Phantom section: Flat Section

Measurement Standard: DASYS (IEEE/IEC/ANSI C63.19-2007)

DASY5 Configuration:

- Probe: ES3DV3 - SN3225; ConvF(6.3, 6.3, 6.3); Calibrated: 1/13/2011
- Sensor-Surface: 4mm (Mechanical Surface Detection)
- Electronics: DAE3 Sn473; Calibrated: 1/21/2011
- Phantom: SAM 2; Type: SAM 4.0; Serial: 1080
- Measurement SW: DASY52, Version 52.6 (2); SEMCAD X Version 14.4.4 (2829)

**Configuration/Touch position -/Area Scan (61x91x1):** Measurement grid: dx=15mm, dy=15mm

[Info: Interpolated medium parameters used for SAR evaluation.](#)

Maximum value of SAR (interpolated) = 0.467 mW/g

**Configuration/Touch position -/Zoom Scan (5x5x7) (5x5x7)/Cube 0:**

Measurement grid: dx=7.5mm, dy=7.5mm, dz=5mm


Reference Value = 23.360 V/m; Power Drift = -0.50 dB

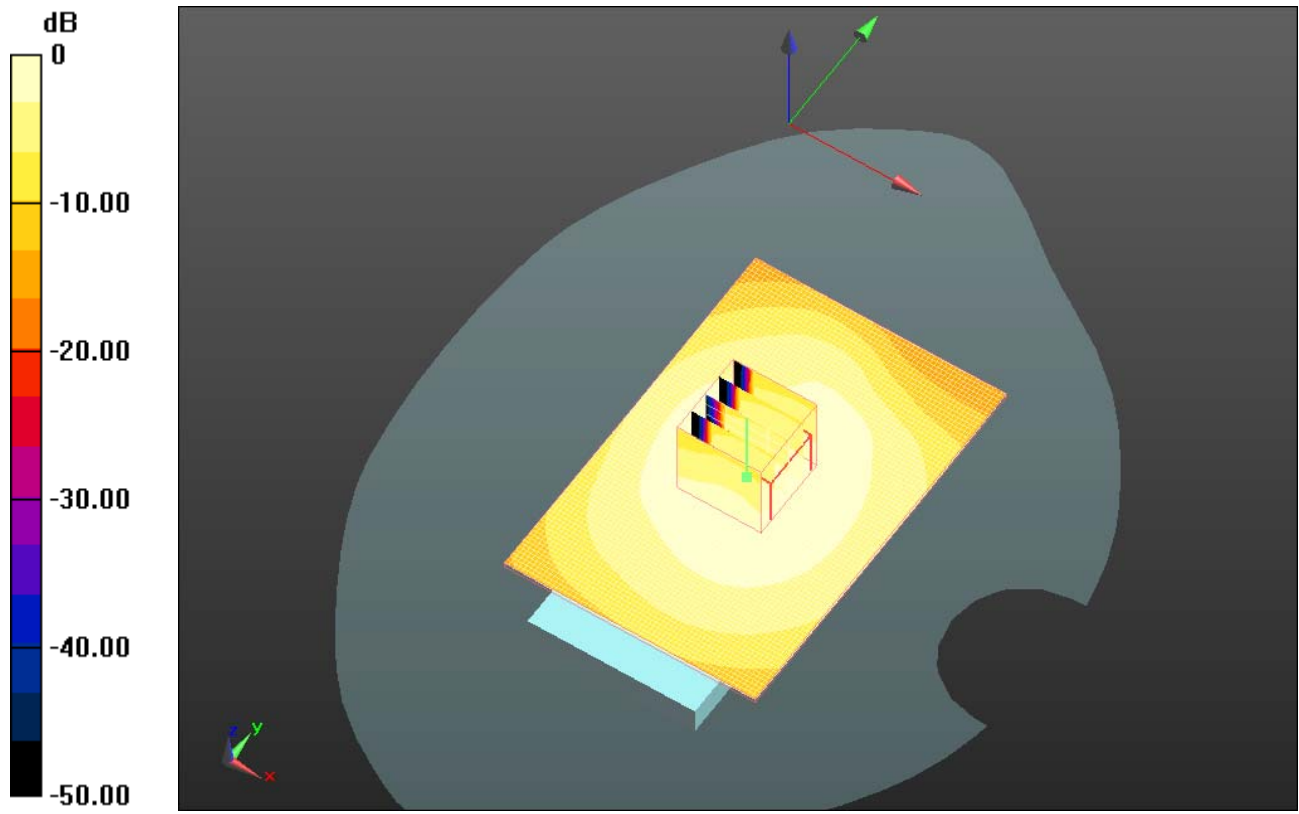
Peak SAR (extrapolated) = 1.278 W/kg

**SAR(1 g) = 0.657 mW/g; SAR(10 g) = 0.411 mW/g**

[Info: Interpolated medium parameters used for SAR evaluation.](#)


Maximum value of SAR (measured) = 0.533 mW/g

	Document <b>Appendix C for the BlackBerry® Smartphone Model</b> <b>RDU71CW/RDE71UW SAR Report</b>			Page <b>15(107)</b>
	Author Data <b>Andrew Becker</b>	Dates of Test <b>Feb 7 – May 25, July 18, 2011</b>	Test Report No <b>RTS-3933-1105-11A</b> <b>RTS-2580-1106-03 Rev2</b>	FCC ID: <b>L6ARDU70CW</b> <b>L6ARDE70UW</b>



0 dB = 0.530mW/g



	Document <b>Appendix C for the BlackBerry® Smartphone Model</b> <b>RDU71CW/RDE71UW SAR Report</b>			Page <b>16(107)</b>
	Author Data <b>Andrew Becker</b>	Dates of Test <b>Feb 7 – May 25, July 18, 2011</b>	Test Report No <b>RTS-3933-1105-11A</b> <b>RTS-2580-1106-03 Rev2</b>	FCC ID: <b>L6ARDU70CW</b> <b>L6ARDE70UW</b>

Date/Time: 3/7/2011 11:34:42 PM, Date/Time: 3/7/2011 11:40:38 PM

Test Laboratory: RIM Testing Services

## 15mm\_Spacer\_Back\_CDMA800\_mid\_chan\_amb\_temp\_23.5C\_liq\_temp\_22.0C

**DUT: BlackBerry Smartphone; Type: Sample ; Serial: 32D4BD0D**

Communication System: CDMA 800; Frequency: 836.52 MHz; Communication System  
PAR: 0 dB

Medium parameters used (interpolated):  $f = 836.52$  MHz;  $\sigma = 1.016$  mho/m;  $\epsilon_r = 52.424$ ;  
 $\rho = 1000$  kg/m<sup>3</sup>

Phantom section: Flat Section

Measurement Standard: DASYS (IEEE/IEC/ANSI C63.19-2007)

DASY5 Configuration:

- Probe: ES3DV3 - SN3225; ConvF(6.12, 6.12, 6.12); Calibrated: 1/13/2011
- Sensor-Surface: 4mm (Mechanical Surface Detection)
- Electronics: DAE4 Sn881; Calibrated: 4/19/2010
- Phantom: SAM 2; Type: SAM 4.0; Serial: 1080
- Measurement SW: DASY52, Version 52.6 (2); SEMCAD X Version 14.4.4 (2829)

**Configuration/Body/Area Scan (51x91x1):** Measurement grid: dx=15mm, dy=15mm

[Info: Interpolated medium parameters used for SAR evaluation.](#)

Maximum value of SAR (interpolated) = 0.823 mW/g

**Configuration/Body/Zoom Scan (5x5x7) (6x6x7)/Cube 0:** Measurement grid:  
dx=7.5mm, dy=7.5mm, dz=5mm

Reference Value = 28.348 V/m; Power Drift = -0.06 dB

Peak SAR (extrapolated) = 1.042 W/kg

**SAR(1 g) = 0.777 mW/g; SAR(10 g) = 0.566 mW/g**

[Info: Interpolated medium parameters used for SAR evaluation.](#)

Maximum value of SAR (measured) = 0.825 mW/g



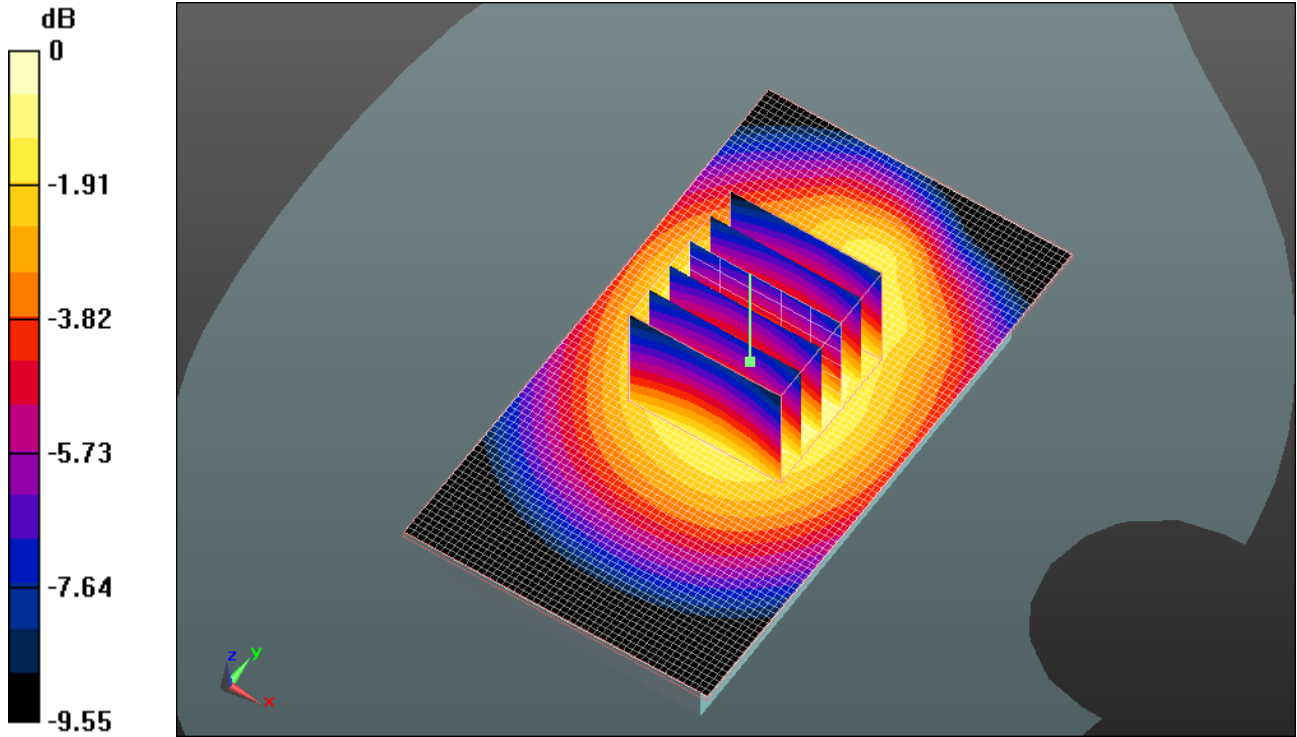
Author Data  
**Andrew Becker**

Dates of Test  
**Feb 7 – May 25, July 18, 2011**


Test Report No  
**RTS-3933-1105-11A**  
**RTS-2580-1106-03 Rev2**

FCC ID:  
**L6ARDU70CW**  
**L6ARDE70UW**

IC ID  
**2503A-RDU70CW**  
**2503A-RDE70UW**



0 dB = 0.820mW/g

	Document <b>Appendix C for the BlackBerry® Smartphone Model</b> <b>RDU71CW/RDE71UW SAR Report</b>			Page <b>18(107)</b>
	Author Data <b>Andrew Becker</b>	Dates of Test <b>Feb 7 – May 25, July 18, 2011</b>	Test Report No <b>RTS-3933-1105-11A</b> <b>RTS-2580-1106-03 Rev2</b>	FCC ID: <b>L6ARDU70CW</b> <b>L6ARDE70UW</b>

Date/Time: 3/7/2011 11:55:55 PM, Date/Time: 3/8/2011 12:05:21 AM

Test Laboratory: RIM Testing Services

## 15mm\_Spacer\_Front\_CDMA800\_mid\_chan\_amb\_temp\_23.4C\_liq\_temp\_21.9C

**DUT: BlackBerry Smartphone; Type: Sample ; Serial: 32D4BD0D**

Communication System: CDMA 800; Frequency: 836.52 MHz; Communication System  
PAR: 0 dB

Medium parameters used (interpolated):  $f = 836.52$  MHz;  $\sigma = 1.016$  mho/m;  $\epsilon_r = 52.424$ ;  
 $\rho = 1000$  kg/m<sup>3</sup>

Phantom section: Flat Section

Measurement Standard: DASYS (IEEE/IEC/ANSI C63.19-2007)

DASY5 Configuration:

- Probe: ES3DV3 - SN3225; ConvF(6.12, 6.12, 6.12); Calibrated: 1/13/2011
- Sensor-Surface: 4mm (Mechanical Surface Detection)
- Electronics: DAE4 Sn881; Calibrated: 4/19/2010
- Phantom: SAM 2; Type: SAM 4.0; Serial: 1080
- Measurement SW: DASY52, Version 52.6 (2); SEMCAD X Version 14.4.4 (2829)

**Configuration/Body/Area Scan (51x91x1):** Measurement grid: dx=15mm, dy=15mm

[Info: Interpolated medium parameters used for SAR evaluation.](#)

Maximum value of SAR (interpolated) = 0.452 mW/g

**Configuration/Body/Zoom Scan (5x5x7) (6x6x7)/Cube 0:** Measurement grid:  
dx=7.5mm, dy=7.5mm, dz=5mm


Reference Value = 19.359 V/m; Power Drift = 0.24 dB

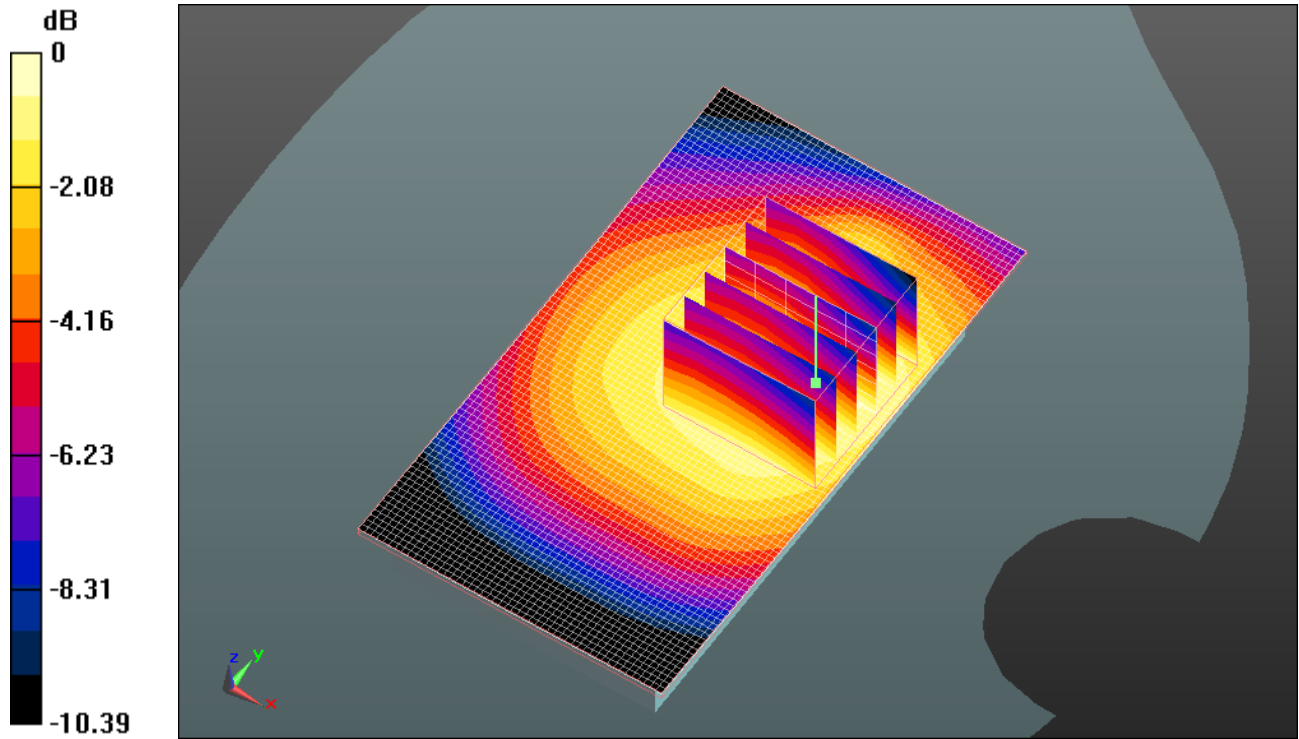
Peak SAR (extrapolated) = 0.608 W/kg

**SAR(1 g) = 0.448 mW/g; SAR(10 g) = 0.333 mW/g**


[Info: Interpolated medium parameters used for SAR evaluation.](#)

Maximum value of SAR (measured) = 0.472 mW/g

	Document <b>Appendix C for the BlackBerry® Smartphone Model</b> <b>RDU71CW/RDE71UW SAR Report</b>			Page <b>19(107)</b>
	Author Data <b>Andrew Becker</b>	Dates of Test <b>Feb 7 – May 25, July 18, 2011</b>	Test Report No <b>RTS-3933-1105-11A</b> <b>RTS-2580-1106-03 Rev2</b>	FCC ID: <b>L6ARDU70CW</b> <b>L6ARDE70UW</b>



0 dB = 0.470mW/g

	Document <b>Appendix C for the BlackBerry® Smartphone Model</b> <b>RDU71CW/RDE71UW SAR Report</b>			Page <b>20(107)</b>
	Author Data <b>Andrew Becker</b>	Dates of Test <b>Feb 7 – May 25, July 18, 2011</b>	Test Report No <b>RTS-3933-1105-11A</b> <b>RTS-2580-1106-03 Rev2</b>	FCC ID: <b>L6ARDU70CW</b> <b>L6ARDE70UW</b>

Date/Time: 3/8/2011 12:15:54 AM, Date/Time: 3/8/2011 12:21:51 AM

Test Laboratory: RIM Testing Services

**15mm\_Spacer\_Back\_HS#3\_CDMA800\_mid\_chan\_amb\_temp\_23.4C\_liq  
\_temp\_21.9C**

**DUT: BlackBerry Smartphone; Type: Sample ; Serial: 32D4BD0D**

Communication System: CDMA 800; Frequency: 836.52 MHz; Communication System  
PAR: 0 dB

Medium parameters used (interpolated):  $f = 836.52$  MHz;  $\sigma = 1.016$  mho/m;  $\epsilon_r = 52.424$ ;  
 $\rho = 1000$  kg/m<sup>3</sup>

Phantom section: Flat Section

Measurement Standard: DASYS (IEEE/IEC/ANSI C63.19-2007)

DASY5 Configuration:

- Probe: ES3DV3 - SN3225; ConvF(6.12, 6.12, 6.12); Calibrated: 1/13/2011
- Sensor-Surface: 4mm (Mechanical Surface Detection)
- Electronics: DAE4 Sn881; Calibrated: 4/19/2010
- Phantom: SAM 2; Type: SAM 4.0; Serial: 1080
- Measurement SW: DASY52, Version 52.6 (2); SEMCAD X Version 14.4.4 (2829)

**Configuration/Body/Area Scan (51x91x1):** Measurement grid: dx=15mm,  
dy=15mm

[Info: Interpolated medium parameters used for SAR evaluation.](#)

Maximum value of SAR (interpolated) = 0.829 mW/g

**Configuration/Body/Zoom Scan (5x5x7) (6x6x7)/Cube 0:** Measurement grid:  
dx=7.5mm, dy=7.5mm, dz=5mm


Reference Value = 28.020 V/m; Power Drift = -0.08 dB

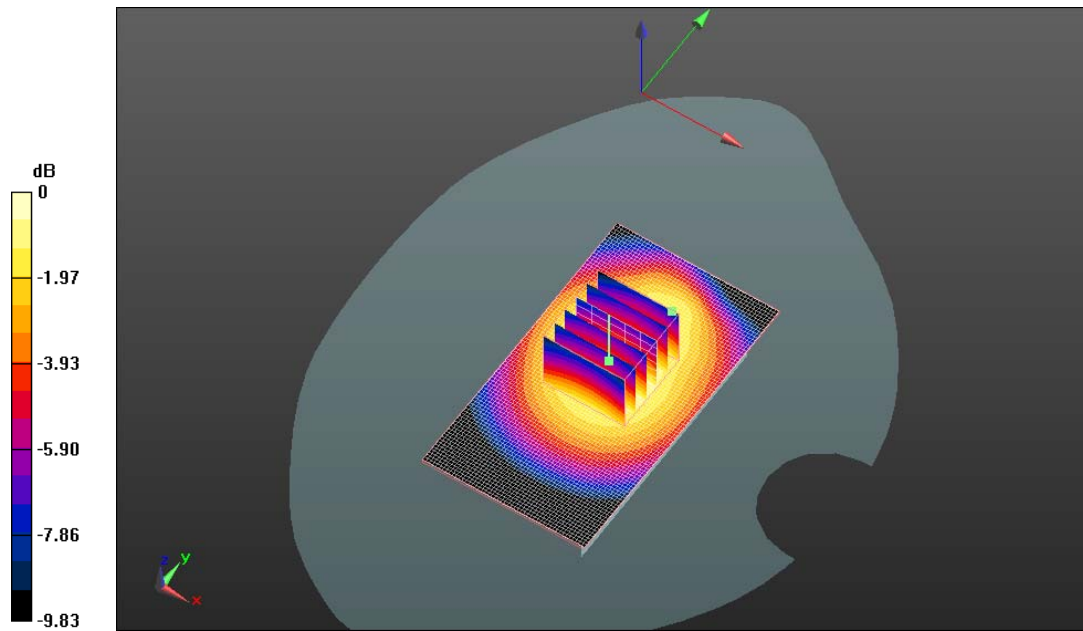
Peak SAR (extrapolated) = 1.051 W/kg

**SAR(1 g) = 0.783 mW/g; SAR(10 g) = 0.570 mW/g**


[Info: Interpolated medium parameters used for SAR evaluation.](#)

Maximum value of SAR (measured) = 0.824 mW/g

	Document <b>Appendix C for the BlackBerry® Smartphone Model</b> <b>RDU71CW/RDE71UW SAR Report</b>			Page <b>21(107)</b>
	Author Data <b>Andrew Becker</b>	Dates of Test <b>Feb 7 – May 25, July 18, 2011</b>	Test Report No <b>RTS-3933-1105-11A</b> <b>RTS-2580-1106-03 Rev2</b>	FCC ID: <b>L6ARDU70CW</b> <b>L6ARDE70UW</b>



0 dB = 0.820mW/g

	Document <b>Appendix C for the BlackBerry® Smartphone Model</b> <b>RDU71CW/RDE71UW SAR Report</b>			Page <b>22(107)</b>
	Author Data <b>Andrew Becker</b>	Dates of Test <b>Feb 7 – May 25, July 18, 2011</b>	Test Report No <b>RTS-3933-1105-11A</b> <b>RTS-2580-1106-03 Rev2</b>	FCC ID: <b>L6ARDU70CW</b> <b>L6ARDE70UW</b>

Date/Time: 4/18/2011 4:01:08 PM, Date/Time: 4/18/2011 4:08:00 PM

Test Laboratory: RIM Testing Services

## 15mm\_Spacer\_Back\_CDMA1900\_mid\_chan\_amb\_temp\_23.1\_liq\_temp\_22.4C

**DUT: BlackBerry Smartphone; Type: Sample ; Serial: 32D4BD0D**

Communication System: CDMA 1900; Frequency: 1880 MHz; Communication System

PAR: 0 dB

Medium parameters used:  $f = 1880$  MHz;  $\sigma = 1.517$  mho/m;  $\epsilon_r = 51.198$ ;  $\rho = 1000$  kg/m<sup>3</sup>

Phantom section: Flat Section

Measurement Standard: DASYS (IEEE/IEC/ANSI C63.19-2007)

DASY5 Configuration:

- Probe: ES3DV3 - SN3225; ConvF(4.88, 4.88, 4.88); Calibrated: 1/13/2011
- Sensor-Surface: 4mm (Mechanical Surface Detection)
- Electronics: DAE3 Sn473; Calibrated: 1/21/2011
- Phantom: SAM 2; Type: SAM 4.0; Serial: 1080
- Measurement SW: DASYS2, Version 52.6 (2); SEMCAD X Version 14.4.4 (2829)

**Configuration/Touch position -/Area Scan (61x91x1):** Measurement grid:

$dx=15$ mm,  $dy=15$ mm

Maximum value of SAR (interpolated) = 0.805 mW/g

**Configuration/Touch position -/Zoom Scan (5x5x7) (5x5x7)/Cube 0:**

Measurement grid:  $dx=7.5$ mm,  $dy=7.5$ mm,  $dz=5$ mm

Reference Value = 11.346 V/m; Power Drift = -0.10 dB

Peak SAR (extrapolated) = 1.170 W/kg

**SAR(1 g) = 0.740 mW/g; SAR(10 g) = 0.438 mW/g**

Maximum value of SAR (measured) = 0.792 mW/g

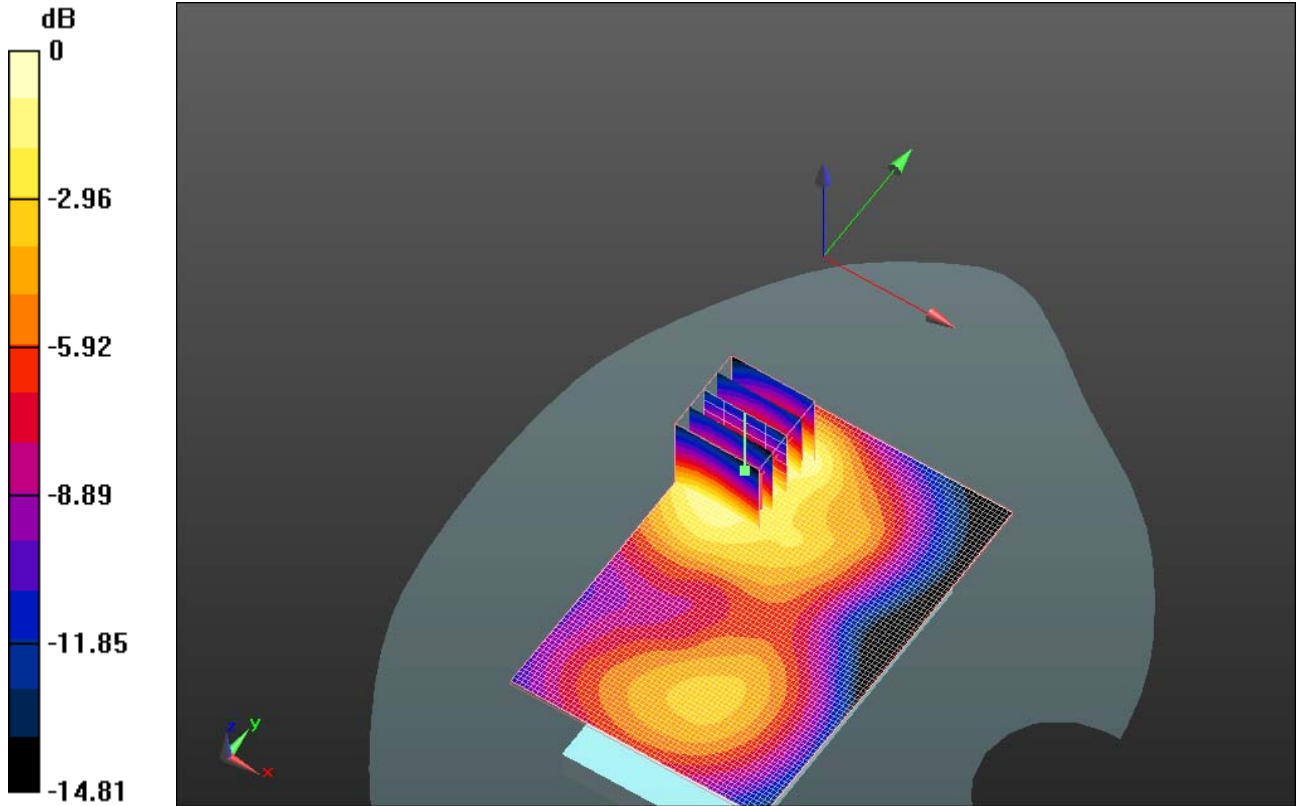
Author Data  
**Andrew Becker**

Dates of Test  
**Feb 7 – May 25, July 18, 2011**

Test Report No  
**RTS-3933-1105-11A**  
**RTS-2580-1106-03 Rev2**


FCC ID:  
**L6ARDU70CW**  
**L6ARDE70UW**

IC ID  
**2503A-RDU70CW**  
**2503A-RDE70UW**



0 dB = 0.790mW/g



	Document <b>Appendix C for the BlackBerry® Smartphone Model</b> <b>RDU71CW/RDE71UW SAR Report</b>			Page <b>24(107)</b>
	Author Data <b>Andrew Becker</b>	Dates of Test <b>Feb 7 – May 25, July 18, 2011</b>	Test Report No <b>RTS-3933-1105-11A</b> <b>RTS-2580-1106-03 Rev2</b>	FCC ID: <b>L6ARDU70CW</b> <b>L6ARDE70UW</b>

Date/Time: 4/18/2011 4:21:48 PM, Date/Time: 4/18/2011 4:28:40 PM

Test Laboratory: RIM Testing Services

## 15mm\_Spacer\_Front\_CDMA1900\_mid\_chan\_amb\_temp\_23.2\_liq\_temp \_22.3C

**DUT: BlackBerry Smartphone; Type: Sample ; Serial: 32D4BD0D**

Communication System: CDMA 1900; Frequency: 1880 MHz; Communication System  
PAR: 0 dB

Medium parameters used:  $f = 1880$  MHz;  $\sigma = 1.517$  mho/m;  $\epsilon_r = 51.198$ ;  $\rho = 1000$  kg/m<sup>3</sup>

Phantom section: Flat Section

Measurement Standard: DASYS (IEEE/IEC/ANSI C63.19-2007)

DASY5 Configuration:

- Probe: ES3DV3 - SN3225; ConvF(4.88, 4.88, 4.88); Calibrated: 1/13/2011
- Sensor-Surface: 4mm (Mechanical Surface Detection)
- Electronics: DAE3 Sn473; Calibrated: 1/21/2011
- Phantom: SAM 2; Type: SAM 4.0; Serial: 1080
- Measurement SW: DASYS2, Version 52.6 (2); SEMCAD X Version 14.4.4 (2829)

**Configuration/Touch position -/Area Scan (61x91x1):** Measurement grid:

$dx=15$ mm,  $dy=15$ mm

Maximum value of SAR (interpolated) = 0.561 mW/g

**Configuration/Touch position -/Zoom Scan (5x5x7) (5x5x7)/Cube 0:**

Measurement grid:  $dx=7.5$ mm,  $dy=7.5$ mm,  $dz=5$ mm


Reference Value = 11.338 V/m; Power Drift = -0.01 dB

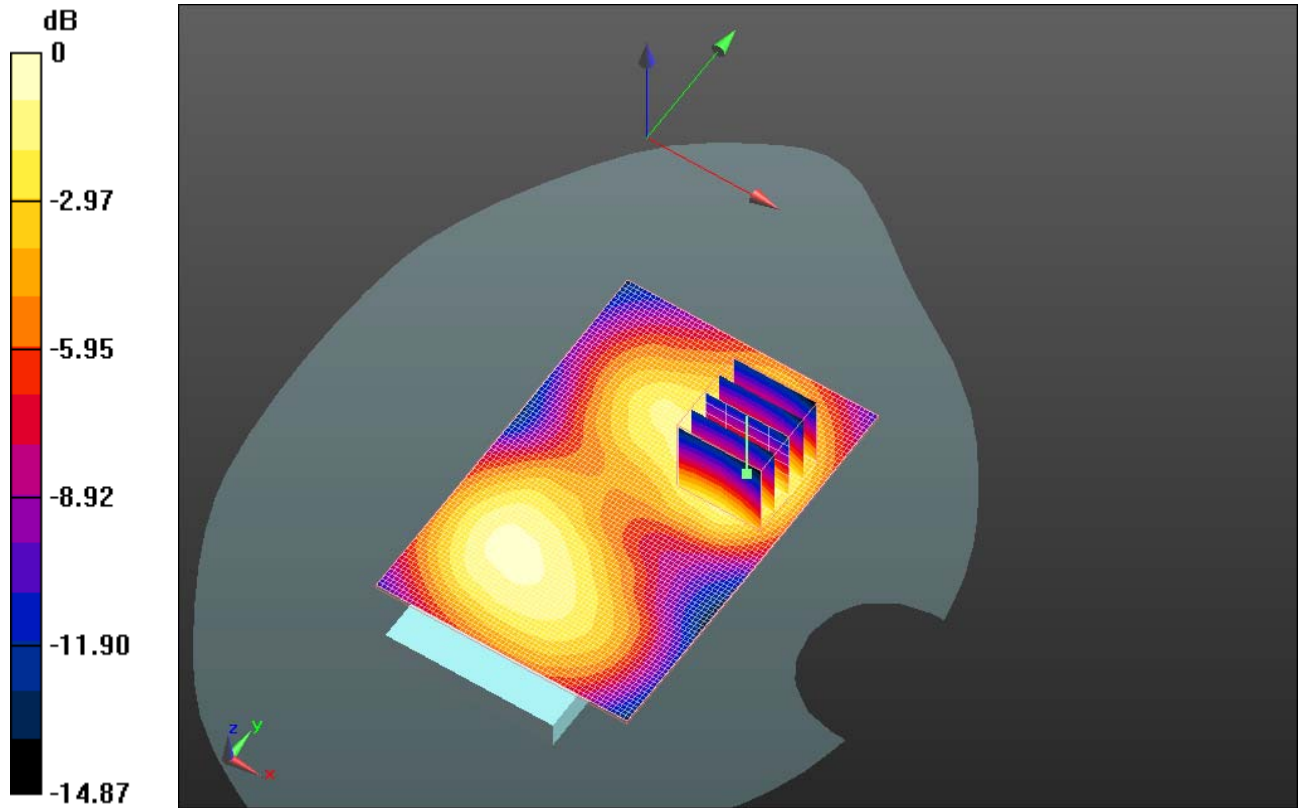
Peak SAR (extrapolated) = 0.780 W/kg

**SAR(1 g) = 0.500 mW/g; SAR(10 g) = 0.305 mW/g**


Maximum value of SAR (measured) = 0.543 mW/g



	Document <b>Appendix C for the BlackBerry® Smartphone Model</b> <b>RDU71CW/RDE71UW SAR Report</b>			Page <b>25(107)</b>
	Author Data <b>Andrew Becker</b>	Dates of Test <b>Feb 7 – May 25, July 18, 2011</b>	Test Report No <b>RTS-3933-1105-11A</b> <b>RTS-2580-1106-03 Rev2</b>	FCC ID: <b>L6ARDU70CW</b> <b>L6ARDE70UW</b>



0 dB = 0.540mW/g

	Document <b>Appendix C for the BlackBerry® Smartphone Model</b> <b>RDU71CW/RDE71UW SAR Report</b>			Page <b>26(107)</b>
	Author Data <b>Andrew Becker</b>	Dates of Test <b>Feb 7 – May 25, July 18, 2011</b>	Test Report No <b>RTS-3933-1105-11A</b> <b>RTS-2580-1106-03 Rev2</b>	FCC ID: <b>L6ARDU70CW</b> <b>L6ARDE70UW</b>

Date/Time: 4/18/2011 4:51:45 PM, Date/Time: 4/18/2011 4:58:40 PM

Test Laboratory: RIM Testing Services

**15mm\_Spacer\_Back\_Headset\_CDMA1900\_mid\_chan\_amb\_temp\_23.1\_liq\_temp\_22.2C**

**DUT: BlackBerry Smartphone; Type: Sample ; Serial: 32D4BD0D**

Communication System: CDMA 1900; Frequency: 1880 MHz; Communication System  
PAR: 0 dB

Medium parameters used:  $f = 1880$  MHz;  $\sigma = 1.517$  mho/m;  $\epsilon_r = 51.198$ ;  $\rho = 1000$  kg/m<sup>3</sup>

Phantom section: Flat Section

Measurement Standard: DASYS (IEEE/IEC/ANSI C63.19-2007)

DASY5 Configuration:

- Probe: ES3DV3 - SN3225; ConvF(4.88, 4.88, 4.88); Calibrated: 1/13/2011
- Sensor-Surface: 4mm (Mechanical Surface Detection)
- Electronics: DAE3 Sn473; Calibrated: 1/21/2011
- Phantom: SAM 2; Type: SAM 4.0; Serial: 1080
- Measurement SW: DASY52, Version 52.6 (2); SEMCAD X Version 14.4.4 (2829)

**Configuration/Touch position -/Area Scan (61x91x1):** Measurement grid:

dx=15mm, dy=15mm

Maximum value of SAR (interpolated) = 0.796 mW/g

**Configuration/Touch position -/Zoom Scan (5x5x7) (5x5x7)/Cube 0:**

Measurement grid: dx=7.5mm, dy=7.5mm, dz=5mm

Reference Value = 10.572 V/m; Power Drift = 0.02 dB

Peak SAR (extrapolated) = 1.130 W/kg

**SAR(1 g) = 0.722 mW/g; SAR(10 g) = 0.427 mW/g**

Maximum value of SAR (measured) = 0.798 mW/g

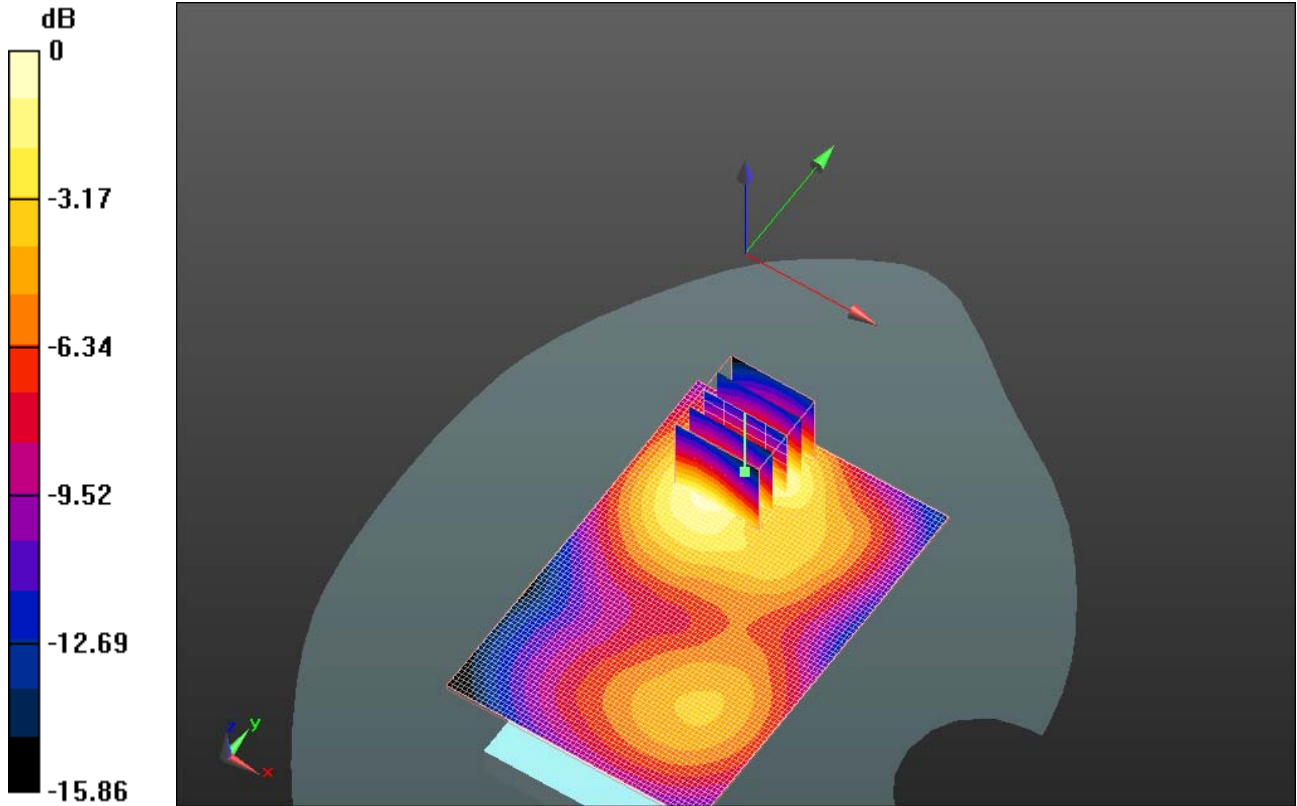
Author Data  
**Andrew Becker**

Dates of Test  
**Feb 7 – May 25, July 18, 2011**


Test Report No  
**RTS-3933-1105-11A**  
**RTS-2580-1106-03 Rev2**

FCC ID:  
**L6ARDU70CW**  
**L6ARDE70UW**

IC ID  
**2503A-RDU70CW**  
**2503A-RDE70UW**



0 dB = 0.800mW/g

	Document <b>Appendix C for the BlackBerry® Smartphone Model</b> <b>RDU71CW/RDE71UW SAR Report</b>			Page <b>28(107)</b>
	Author Data <b>Andrew Becker</b>	Dates of Test <b>Feb 7 – May 25, July 18, 2011</b>	Test Report No <b>RTS-3933-1105-11A</b> <b>RTS-2580-1106-03 Rev2</b>	FCC ID: <b>L6ARDU70CW</b> <b>L6ARDE70UW</b>

Date/Time: 4/20/2011 7:20:26 PM, Date/Time: 4/20/2011 7:27:22 PM, Date/Time: 4/20/2011 7:34:08 PM

Test Laboratory: RIM Testing Services

## 15mm\_Spacer\_Back\_CDMA800\_mid\_chan\_amb\_temp\_23.2\_liq\_temp\_2

### 2.1C

**DUT: BlackBerry Smartphone; Type: Sample ; Serial: 32E46EDD**

Communication System: CDMA 800; Frequency: 836.52 MHz; Communication System  
PAR: 0 dB

Medium parameters used (interpolated):  $f = 836.52$  MHz;  $\sigma = 0.976$  mho/m;  $\epsilon_r = 53.627$ ;  
 $\rho = 1000$  kg/m<sup>3</sup>

Phantom section: Flat Section

Measurement Standard: DASYS5 (IEEE/IEC/ANSI C63.19-2007)

DASY5 Configuration:

- Probe: ES3DV3 - SN3225; ConvF(6.3, 6.3, 6.3); Calibrated: 1/13/2011
- Sensor-Surface: 4mm (Mechanical Surface Detection)
- Electronics: DAE3 Sn473; Calibrated: 1/21/2011
- Phantom: SAM 2; Type: SAM 4.0; Serial: 1080
- Measurement SW: DASY52, Version 52.6 (2); SEMCAD X Version 14.4.4 (2829)

**Configuration/Touch position -/Area Scan (61x91x1):** Measurement grid:  
dx=15mm, dy=15mm

[Info: Interpolated medium parameters used for SAR evaluation.](#)

Maximum value of SAR (interpolated) = 0.827 mW/g

**Configuration/Touch position -/Zoom Scan (5x5x7) (5x5x7)/Cube 0:**


Measurement grid: dx=7.5mm, dy=7.5mm, dz=5mm

Reference Value = 29.446 V/m; Power Drift = -0.20 dB

Peak SAR (extrapolated) = 1.040 W/kg

**SAR(1 g) = 0.784 mW/g; SAR(10 g) = 0.578 mW/g**

[Info: Interpolated medium parameters used for SAR evaluation.](#)

	Document <b>Appendix C for the BlackBerry® Smartphone Model</b> <b>RDU71CW/RDE71UW SAR Report</b>			Page <b>29(107)</b>
	Author Data <b>Andrew Becker</b>	Dates of Test <b>Feb 7 – May 25, July 18, 2011</b>	Test Report No <b>RTS-3933-1105-11A</b> <b>RTS-2580-1106-03 Rev2</b>	FCC ID: <b>L6ARDU70CW</b> <b>L6ARDE70UW</b>


Maximum value of SAR (measured) = 0.827 mW/g

**Configuration/Touch position -/Zoom Scan (5x5x7) 2 (6x9x7)/Cube 0:**


Measurement grid: dx=7.5mm, dy=7.5mm, dz=5mm  
 Reference Value = 29.446 V/m; Power Drift = -0.17 dB  
 Peak SAR (extrapolated) = 1.031 W/kg  
**SAR(1 g) = 0.779 mW/g; SAR(10 g) = 0.576 mW/g**

[Info: Interpolated medium parameters used for SAR evaluation.](#)

Maximum value of SAR (measured) = 0.821 mW/g



0 dB = 0.820mW/g

	Document <b>Appendix C for the BlackBerry® Smartphone Model</b> <b>RDU71CW/RDE71UW SAR Report</b>			Page <b>30(107)</b>
	Author Data <b>Andrew Becker</b>	Dates of Test <b>Feb 7 – May 25, July 18, 2011</b>	Test Report No <b>RTS-3933-1105-11A</b> <b>RTS-2580-1106-03 Rev2</b>	FCC ID: <b>L6ARDU70CW</b> <b>L6ARDE70UW</b>

Date/Time: 4/21/2011 11:20:51 AM, Date/Time: 4/21/2011 11:27:59 AM

Test Laboratory: RIM Testing Services

## Vertical\_Holster\_Back\_CDMA800\_mid\_chan\_amb\_temp\_23.3\_liq\_temp\_22.3C

**DUT: BlackBerry Smartphone; Type: Sample ; Serial: 32E46EDD**

Communication System: CDMA 800; Frequency: 836.52 MHz; Communication System  
PAR: 0 dB

Medium parameters used (interpolated):  $f = 836.52$  MHz;  $\sigma = 0.976$  mho/m;  $\epsilon_r = 53.627$ ;  
 $\rho = 1000$  kg/m<sup>3</sup>

Phantom section: Flat Section

Measurement Standard: DASYS (IEEE/IEC/ANSI C63.19-2007)

DASY5 Configuration:

- Probe: ES3DV3 - SN3225; ConvF(6.3, 6.3, 6.3); Calibrated: 1/13/2011
- Sensor-Surface: 4mm (Mechanical Surface Detection)
- Electronics: DAE3 Sn473; Calibrated: 1/21/2011
- Phantom: SAM 2; Type: SAM 4.0; Serial: 1080
- Measurement SW: DASY52, Version 52.6 (2); SEMCAD X Version 14.4.4 (2829)

**Configuration/Touch position -/Area Scan (61x91x1):** Measurement grid:  
dx=15mm, dy=15mm

[Info: Interpolated medium parameters used for SAR evaluation.](#)

Maximum value of SAR (interpolated) = 0.670 mW/g

**Configuration/Touch position -/Zoom Scan (5x5x7) (5x5x7)/Cube 0:**

Measurement grid: dx=7.5mm, dy=7.5mm, dz=5mm

Reference Value = 26.409 V/m; Power Drift = -0.04 dB

Peak SAR (extrapolated) = 0.816 W/kg

**SAR(1 g) = 0.636 mW/g; SAR(10 g) = 0.474 mW/g**

[Info: Interpolated medium parameters used for SAR evaluation.](#)

Maximum value of SAR (measured) = 0.670 mW/g


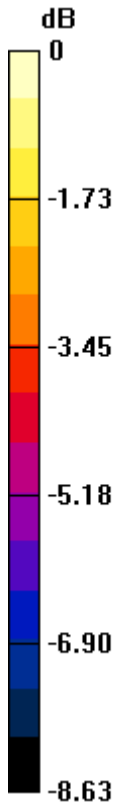
Author Data  
**Andrew Becker**

Dates of Test  
**Feb 7 – May 25, July 18, 2011**

Test Report No  
**RTS-3933-1105-11A**  
**RTS-2580-1106-03 Rev2**


FCC ID:  
**L6ARDU70CW**  
**L6ARDE70UW**

IC ID  
**2503A-RDU70CW**  
**2503A-RDE70UW**



0 dB = 0.670mW/g



	Document <b>Appendix C for the BlackBerry® Smartphone Model</b> <b>RDU71CW/RDE71UW SAR Report</b>			Page <b>32(107)</b>
	Author Data <b>Andrew Becker</b>	Dates of Test <b>Feb 7 – May 25, July 18, 2011</b>	Test Report No <b>RTS-3933-1105-11A</b> <b>RTS-2580-1106-03 Rev2</b>	FCC ID: <b>L6ARDU70CW</b> <b>L6ARDE70UW</b>

Date/Time: 2/28/2011 5:56:18 PM, Date/Time: 2/28/2011 6:02:09 PM

Test Laboratory: RIM Testing Services

**15mm\_Spacer\_Back\_GPRS1900\_mid\_chan\_amb\_temp\_23.4C\_liq\_tem  
p\_22.0C**

**DUT: BlackBerry Smartphone; Type: Sample ; Serial: 32D4BD0D**

Communication System: GPRS 1900; Frequency: 1880 MHz; Communication System  
PAR: 6.232 dB

Medium parameters used:  $f = 1880$  MHz;  $\sigma = 1.567$  mho/m;  $\epsilon_r = 51.591$ ;  $\rho = 1000$  kg/m<sup>3</sup>

Phantom section: Flat Section

Measurement Standard: DASYS (IEEE/IEC/ANSI C63.19-2007)

DASY5 Configuration:

- Probe: ES3DV3 - SN3225; ConvF(4.88, 4.88, 4.88); Calibrated: 1/13/2011
- Sensor-Surface: 4mm (Mechanical Surface Detection)
- Electronics: DAE4 Sn881; Calibrated: 4/19/2010
- Phantom: SAM 2; Type: SAM 4.0; Serial: 1080
- Measurement SW: DASYS2, Version 52.6 (2); SEMCAD X Version 14.4.4 (2829)

**Configuration/Body/Area Scan (51x91x1):** Measurement grid: dx=15mm,  
dy=15mm

Maximum value of SAR (interpolated) = 0.613 mW/g

**Configuration/Body/Zoom Scan (5x5x7) (5x5x7)/Cube 0:** Measurement grid:  
dx=7.5mm, dy=7.5mm, dz=5mm

Reference Value = 8.011 V/m; Power Drift = -0.12 dB

Peak SAR (extrapolated) = 0.934 W/kg

**SAR(1 g) = 0.580 mW/g; SAR(10 g) = 0.331 mW/g**

Maximum value of SAR (measured) = 0.627 mW/g



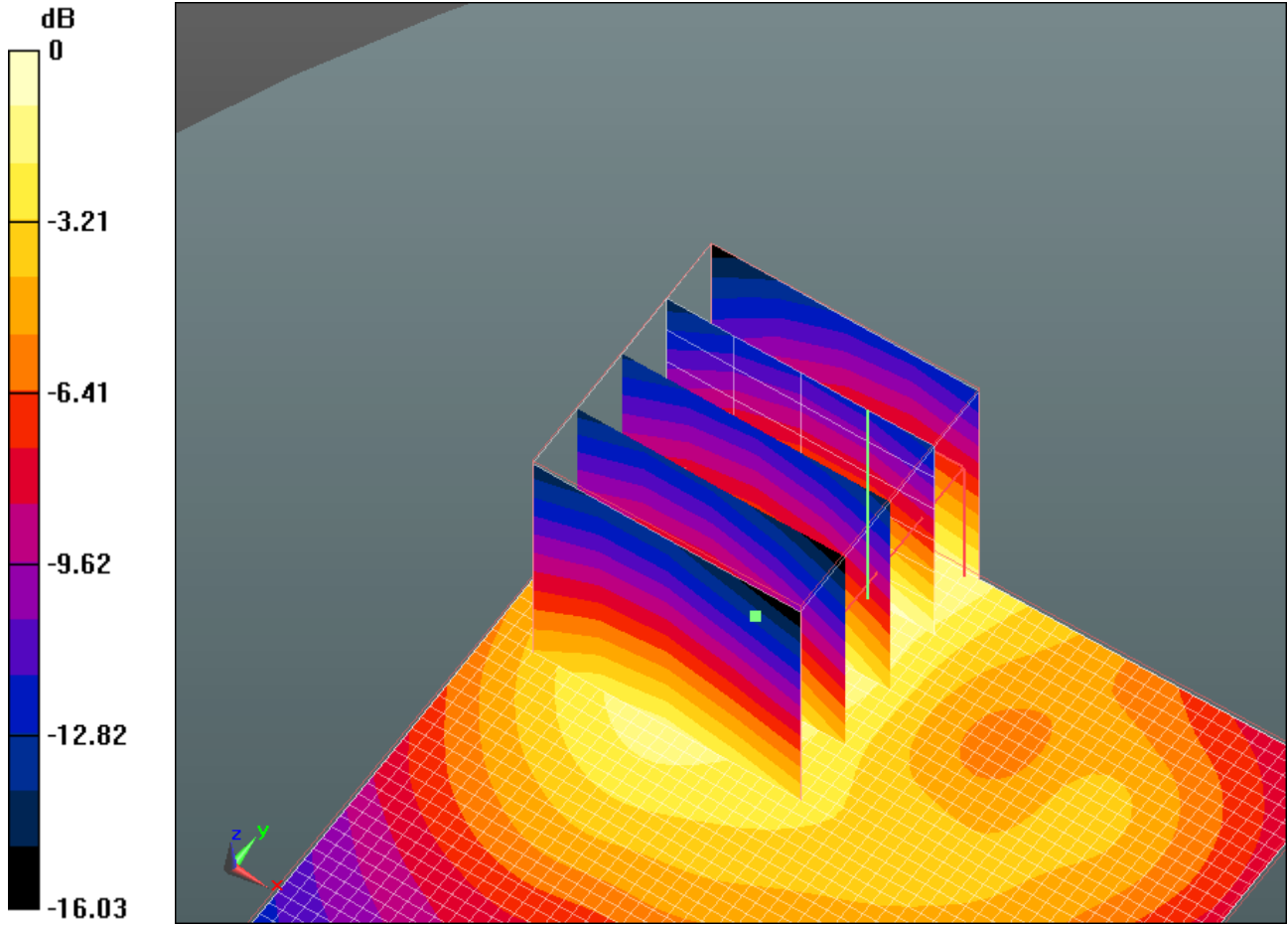
Author Data  
**Andrew Becker**

Dates of Test  
**Feb 7 – May 25, July 18, 2011**


Test Report No  
**RTS-3933-1105-11A**  
**RTS-2580-1106-03 Rev2**

FCC ID:  
**L6ARDU70CW**  
**L6ARDE70UW**

IC ID  
**2503A-RDU70CW**  
**2503A-RDE70UW**



0 dB = 0.630mW/g

	Document <b>Appendix C for the BlackBerry® Smartphone Model</b> <b>RDU71CW/RDE71UW SAR Report</b>			Page <b>34(107)</b>
	Author Data <b>Andrew Becker</b>	Dates of Test <b>Feb 7 – May 25, July 18, 2011</b>	Test Report No <b>RTS-3933-1105-11A</b> <b>RTS-2580-1106-03 Rev2</b>	FCC ID: <b>L6ARDU70CW</b> <b>L6ARDE70UW</b>

Date/Time: 2/28/2011 6:11:07 PM, Date/Time: 2/28/2011 6:17:02 PM

Test Laboratory: RIM Testing Services

## Vertical\_Holster\_Back\_GPRS1900\_mid\_chan\_amb\_temp\_23.5C\_liq\_temp\_22.1C

**DUT: BlackBerry Smartphone; Type: Sample ; Serial: 32D4BD0D**

Communication System: GPRS 1900; Frequency: 1880 MHz; Communication System  
PAR: 6.232 dB

Medium parameters used:  $f = 1880$  MHz;  $\sigma = 1.567$  mho/m;  $\epsilon_r = 51.591$ ;  $\rho = 1000$  kg/m<sup>3</sup>

Phantom section: Flat Section

Measurement Standard: DASYS (IEEE/IEC/ANSI C63.19-2007)

DASY5 Configuration:

- Probe: ES3DV3 - SN3225; ConvF(4.88, 4.88, 4.88); Calibrated: 1/13/2011
- Sensor-Surface: 4mm (Mechanical Surface Detection)
- Electronics: DAE4 Sn881; Calibrated: 4/19/2010
- Phantom: SAM 2; Type: SAM 4.0; Serial: 1080
- Measurement SW: DASYS2, Version 52.6 (2); SEMCAD X Version 14.4.4 (2829)

**Configuration/Body/Area Scan (51x91x1):** Measurement grid: dx=15mm, dy=15mm

Maximum value of SAR (interpolated) = 0.490 mW/g


**Configuration/Body/Zoom Scan (5x5x7) (5x5x7)/Cube 0:** Measurement grid: dx=7.5mm, dy=7.5mm, dz=5mm

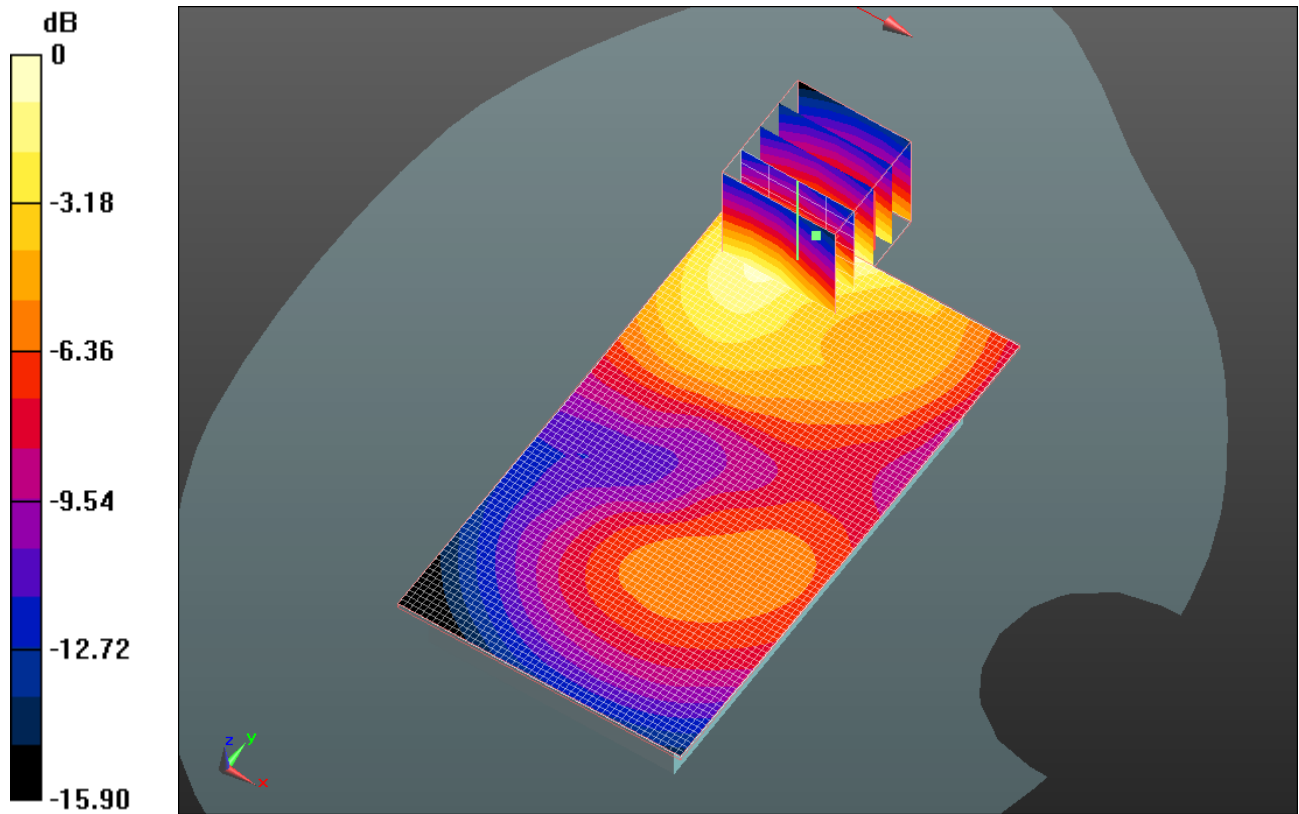
Reference Value = 5.805 V/m; Power Drift = 0.12 dB

Peak SAR (extrapolated) = 0.717 W/kg


**SAR(1 g) = 0.473 mW/g; SAR(10 g) = 0.279 mW/g**

Maximum value of SAR (measured) = 0.509 mW/g

	Document <b>Appendix C for the BlackBerry® Smartphone Model</b> <b>RDU71CW/RDE71UW SAR Report</b>			Page <b>35(107)</b>
	Author Data <b>Andrew Becker</b>	Dates of Test <b>Feb 7 – May 25, July 18, 2011</b>	Test Report No <b>RTS-3933-1105-11A</b> <b>RTS-2580-1106-03 Rev2</b>	FCC ID: <b>L6ARDU70CW</b> <b>L6ARDE70UW</b>



0 dB = 0.510mW/g

	Document <b>Appendix C for the BlackBerry® Smartphone Model</b> <b>RDU71CW/RDE71UW SAR Report</b>			Page <b>36(107)</b>
	Author Data <b>Andrew Becker</b>	Dates of Test <b>Feb 7 – May 25, July 18, 2011</b>	Test Report No <b>RTS-3933-1105-11A</b> <b>RTS-2580-1106-03 Rev2</b>	FCC ID: <b>L6ARDU70CW</b> <b>L6ARDE70UW</b>

Date/Time: 2/28/2011 6:26:50 PM, Date/Time: 2/28/2011 6:32:46 PM

Test Laboratory: RIM Testing Services

**15mm\_Spacer\_Front\_GPRS1900\_mid\_chan\_amb\_temp\_23.6C\_liq\_tem  
p\_22.2C**

**DUT: BlackBerry Smartphone; Type: Sample ; Serial: 32D4BD0D**

Communication System: GPRS 1900; Frequency: 1880 MHz; Communication System

PAR: 6.232 dB

Medium parameters used:  $f = 1880$  MHz;  $\sigma = 1.567$  mho/m;  $\epsilon_r = 51.591$ ;  $\rho = 1000$  kg/m<sup>3</sup>

Phantom section: Flat Section

Measurement Standard: DASYS (IEEE/IEC/ANSI C63.19-2007)

DASY5 Configuration:

- Probe: ES3DV3 - SN3225; ConvF(4.88, 4.88, 4.88); Calibrated: 1/13/2011
- Sensor-Surface: 4mm (Mechanical Surface Detection)
- Electronics: DAE4 Sn881; Calibrated: 4/19/2010
- Phantom: SAM 2; Type: SAM 4.0; Serial: 1080
- Measurement SW: DASYS2, Version 52.6 (2); SEMCAD X Version 14.4.4 (2829)

**Configuration/Body/Area Scan (51x91x1):** Measurement grid: dx=15mm, dy=15mm

Maximum value of SAR (interpolated) = 0.379 mW/g

**Configuration/Body/Zoom Scan (5x5x7) (5x5x7)/Cube 0:** Measurement grid: dx=7.5mm, dy=7.5mm, dz=5mm

Reference Value = 10.675 V/m; Power Drift = -0.15 dB

Peak SAR (extrapolated) = 0.540 W/kg

**SAR(1 g) = 0.351 mW/g; SAR(10 g) = 0.213 mW/g**

Maximum value of SAR (measured) = 0.379 mW/g

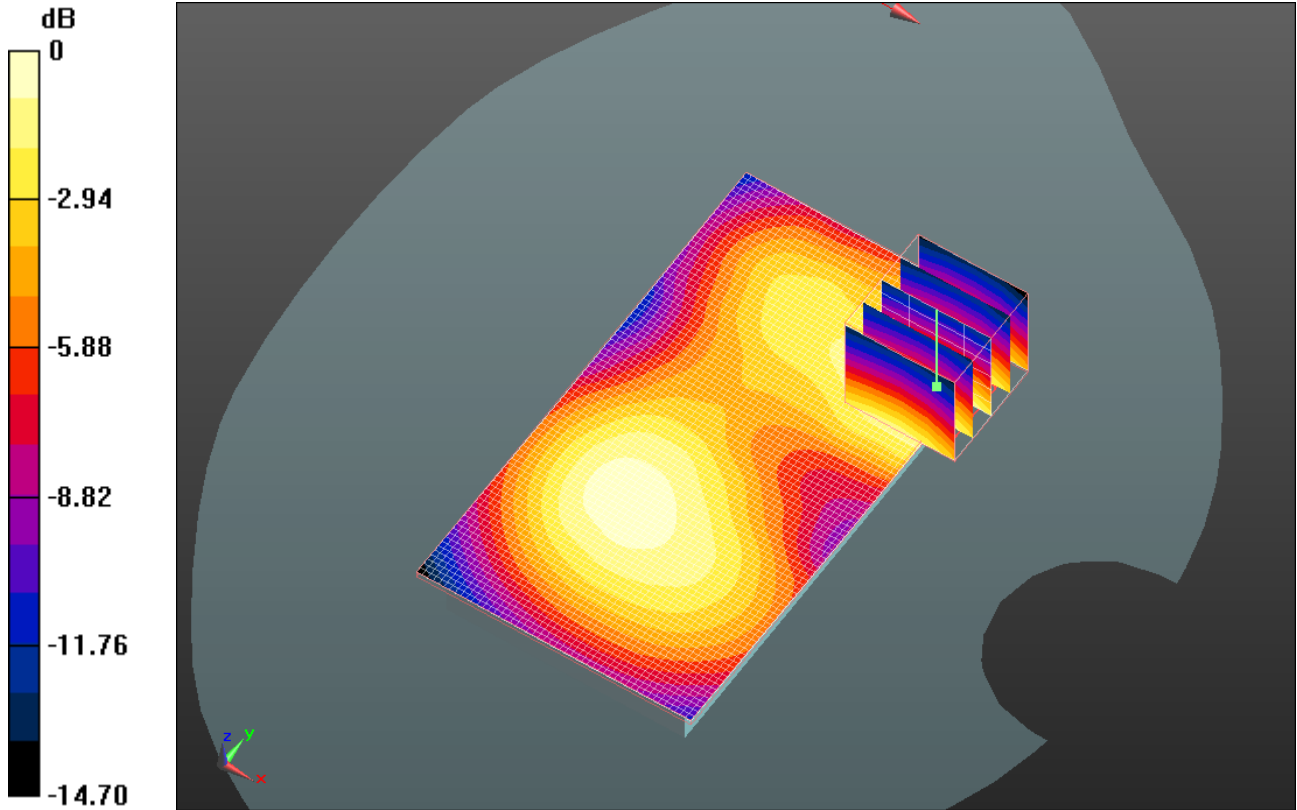
Author Data  
**Andrew Becker**

Dates of Test  
**Feb 7 – May 25, July 18, 2011**


Test Report No  
**RTS-3933-1105-11A**  
**RTS-2580-1106-03 Rev2**

FCC ID:  
**L6ARDU70CW**  
**L6ARDE70UW**

IC ID  
**2503A-RDU70CW**  
**2503A-RDE70UW**



0 dB = 0.380mW/g

	Document <b>Appendix C for the BlackBerry® Smartphone Model</b> <b>RDU71CW/RDE71UW SAR Report</b>			Page <b>38(107)</b>
	Author Data <b>Andrew Becker</b>	Dates of Test <b>Feb 7 – May 25, July 18, 2011</b>	Test Report No <b>RTS-3933-1105-11A</b> <b>RTS-2580-1106-03 Rev2</b>	FCC ID: <b>L6ARDU70CW</b> <b>L6ARDE70UW</b>

Date/Time: 2/28/2011 6:42:37 PM, Date/Time: 2/28/2011 6:48:31 PM

Test Laboratory: RIM Testing Services

**15mm\_Spacer\_Back\_HS#1\_GPRS1900\_mid\_chan\_amb\_temp\_23.5C\_li  
q\_temp\_22.1C**

**DUT: BlackBerry Smartphone; Type: Sample ; Serial: 32D4BD0D**

Communication System: GPRS 1900; Frequency: 1880 MHz; Communication System  
PAR: 6.232 dB

Medium parameters used:  $f = 1880$  MHz;  $\sigma = 1.567$  mho/m;  $\epsilon_r = 51.591$ ;  $\rho = 1000$  kg/m<sup>3</sup>

Phantom section: Flat Section

Measurement Standard: DASYS (IEEE/IEC/ANSI C63.19-2007)

DASY5 Configuration:

- Probe: ES3DV3 - SN3225; ConvF(4.88, 4.88, 4.88); Calibrated: 1/13/2011
- Sensor-Surface: 4mm (Mechanical Surface Detection)
- Electronics: DAE4 Sn881; Calibrated: 4/19/2010
- Phantom: SAM 2; Type: SAM 4.0; Serial: 1080
- Measurement SW: DASY52, Version 52.6 (2); SEMCAD X Version 14.4.4 (2829)

**Configuration/Body/Area Scan (51x91x1):** Measurement grid: dx=15mm,  
dy=15mm

Maximum value of SAR (interpolated) = 0.632 mW/g


**Configuration/Body/Zoom Scan (5x5x7) (5x5x7)/Cube 0:** Measurement grid:  
dx=7.5mm, dy=7.5mm, dz=5mm

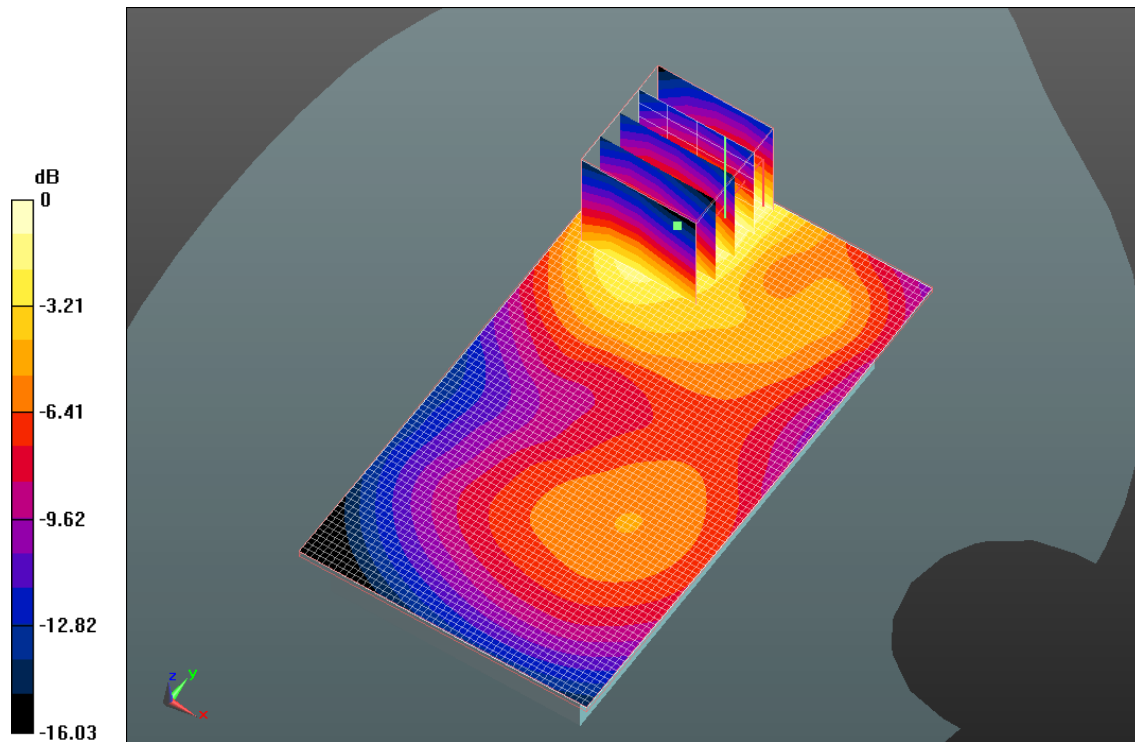
Reference Value = 8.318 V/m; Power Drift = -0.10 dB

Peak SAR (extrapolated) = 0.933 W/kg

**SAR(1 g) = 0.589 mW/g; SAR(10 g) = 0.338 mW/g**


Maximum value of SAR (measured) = 0.637 mW/g

	Document <b>Appendix C for the BlackBerry® Smartphone Model</b> <b>RDU71CW/RDE71UW SAR Report</b>			Page <b>39(107)</b>
	Author Data <b>Andrew Becker</b>	Dates of Test <b>Feb 7 – May 25, July 18, 2011</b>	Test Report No <b>RTS-3933-1105-11A</b> <b>RTS-2580-1106-03 Rev2</b>	FCC ID: <b>L6ARDU70CW</b> <b>L6ARDE70UW</b>



0 dB = 0.640mW/g



	Document <b>Appendix C for the BlackBerry® Smartphone Model</b> <b>RDU71CW/RDE71UW SAR Report</b>			Page <b>40(107)</b>
	Author Data <b>Andrew Becker</b>	Dates of Test <b>Feb 7 – May 25, July 18, 2011</b>	Test Report No <b>RTS-3933-1105-11A</b> <b>RTS-2580-1106-03 Rev2</b>	FCC ID: <b>L6ARDU70CW</b> <b>L6ARDE70UW</b>

Date/Time: 2/28/2011 6:57:51 PM, Date/Time: 2/28/2011 7:03:47 PM

Test Laboratory: RIM Testing Services

**15mm\_Spacer\_Back\_HS#2\_GPRS1900\_mid\_chan\_amb\_temp\_23.4C\_li  
q\_temp\_22.0C**

**DUT: BlackBerry Smartphone; Type: Sample ; Serial: 32D4BD0D**

Communication System: GPRS 1900; Frequency: 1880 MHz; Communication System

PAR: 6.232 dB

Medium parameters used:  $f = 1880$  MHz;  $\sigma = 1.567$  mho/m;  $\epsilon_r = 51.591$ ;  $\rho = 1000$  kg/m<sup>3</sup>

Phantom section: Flat Section

Measurement Standard: DASYS (IEEE/IEC/ANSI C63.19-2007)

DASY5 Configuration:

- Probe: ES3DV3 - SN3225; ConvF(4.88, 4.88, 4.88); Calibrated: 1/13/2011
- Sensor-Surface: 4mm (Mechanical Surface Detection)
- Electronics: DAE4 Sn881; Calibrated: 4/19/2010
- Phantom: SAM 2; Type: SAM 4.0; Serial: 1080
- Measurement SW: DASYS2, Version 52.6 (2); SEMCAD X Version 14.4.4 (2829)

**Configuration/Body/Area Scan (51x91x1):** Measurement grid: dx=15mm, dy=15mm

Maximum value of SAR (interpolated) = 0.632 mW/g

**Configuration/Body/Zoom Scan (5x5x7) (5x5x7)/Cube 0:** Measurement grid:

dx=7.5mm, dy=7.5mm, dz=5mm

Reference Value = 7.851 V/m; Power Drift = 0.22 dB

Peak SAR (extrapolated) = 0.953 W/kg

**SAR(1 g) = 0.588 mW/g; SAR(10 g) = 0.331 mW/g**

Maximum value of SAR (measured) = 0.628 mW/g

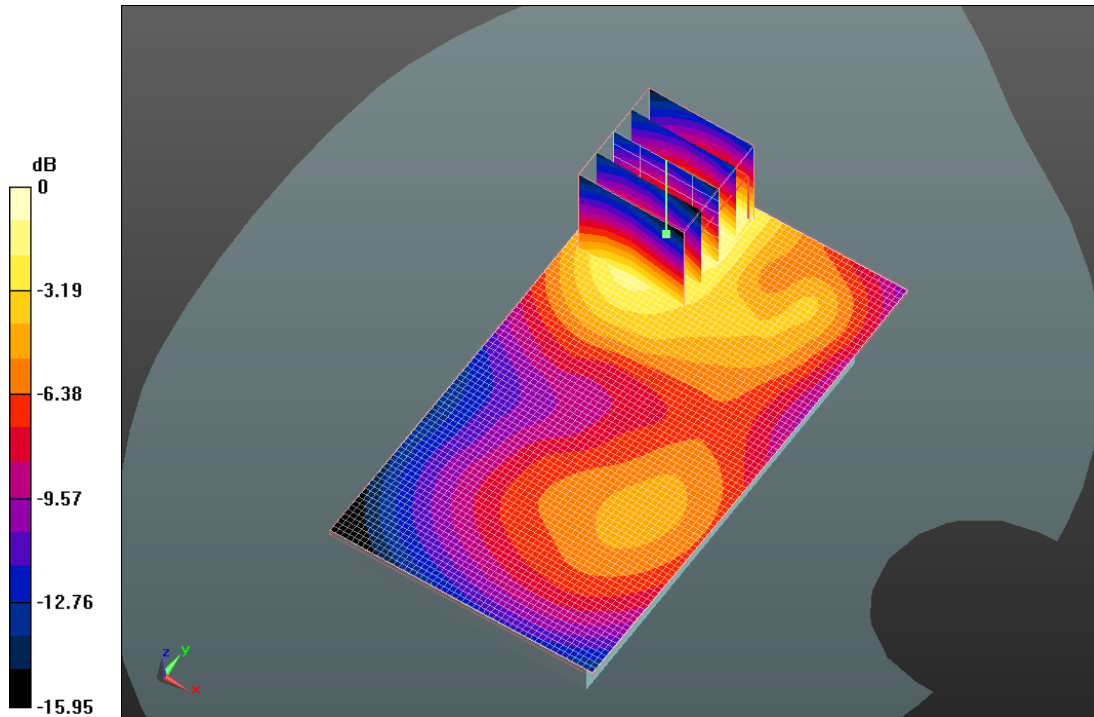
Author Data  
**Andrew Becker**

Dates of Test  
**Feb 7 – May 25, July 18,  
2011**


Test Report No  
**RTS-3933-1105-11A  
RTS-2580-1106-03 Rev2**

FCC ID:  
**L6ARDU70CW  
L6ARDE70UW**

IC ID  
**2503A-RDU70CW  
2503A-RDE70UW**



0 dB = 0.630mW/g

	Document <b>Appendix C for the BlackBerry® Smartphone Model</b> <b>RDU71CW/RDE71UW SAR Report</b>			Page <b>42(107)</b>
	Author Data <b>Andrew Becker</b>	Dates of Test <b>Feb 7 – May 25, July 18, 2011</b>	Test Report No <b>RTS-3933-1105-11A</b> <b>RTS-2580-1106-03 Rev2</b>	FCC ID: <b>L6ARDU70CW</b> <b>L6ARDE70UW</b>

Date/Time: 2/28/2011 7:50:56 PM, Date/Time: 2/28/2011 7:56:52 PM

Test Laboratory: RIM Testing Services

**15mm\_Spacer\_Back\_HS#3\_GPRS1900\_mid\_chan\_amb\_temp\_23.3C\_li  
q\_temp\_21.9C**

**DUT: BlackBerry Smartphone; Type: Sample ; Serial: 32D4BD0D**

Communication System: GPRS 1900; Frequency: 1880 MHz; Communication System

PAR: 6.232 dB

Medium parameters used:  $f = 1880$  MHz;  $\sigma = 1.567$  mho/m;  $\epsilon_r = 51.591$ ;  $\rho = 1000$  kg/m<sup>3</sup>

Phantom section: Flat Section

Measurement Standard: DASYS (IEEE/IEC/ANSI C63.19-2007)

DASY5 Configuration:

- Probe: ES3DV3 - SN3225; ConvF(4.88, 4.88, 4.88); Calibrated: 1/13/2011
- Sensor-Surface: 4mm (Mechanical Surface Detection)
- Electronics: DAE4 Sn881; Calibrated: 4/19/2010
- Phantom: SAM 2; Type: SAM 4.0; Serial: 1080
- Measurement SW: DASYS2, Version 52.6 (2); SEMCAD X Version 14.4.4 (2829)

**Configuration/Body/Area Scan (51x91x1):** Measurement grid: dx=15mm, dy=15mm

Maximum value of SAR (interpolated) = 0.619 mW/g

**Configuration/Body/Zoom Scan (5x5x7) (5x5x7)/Cube 0:** Measurement grid:


dx=7.5mm, dy=7.5mm, dz=5mm

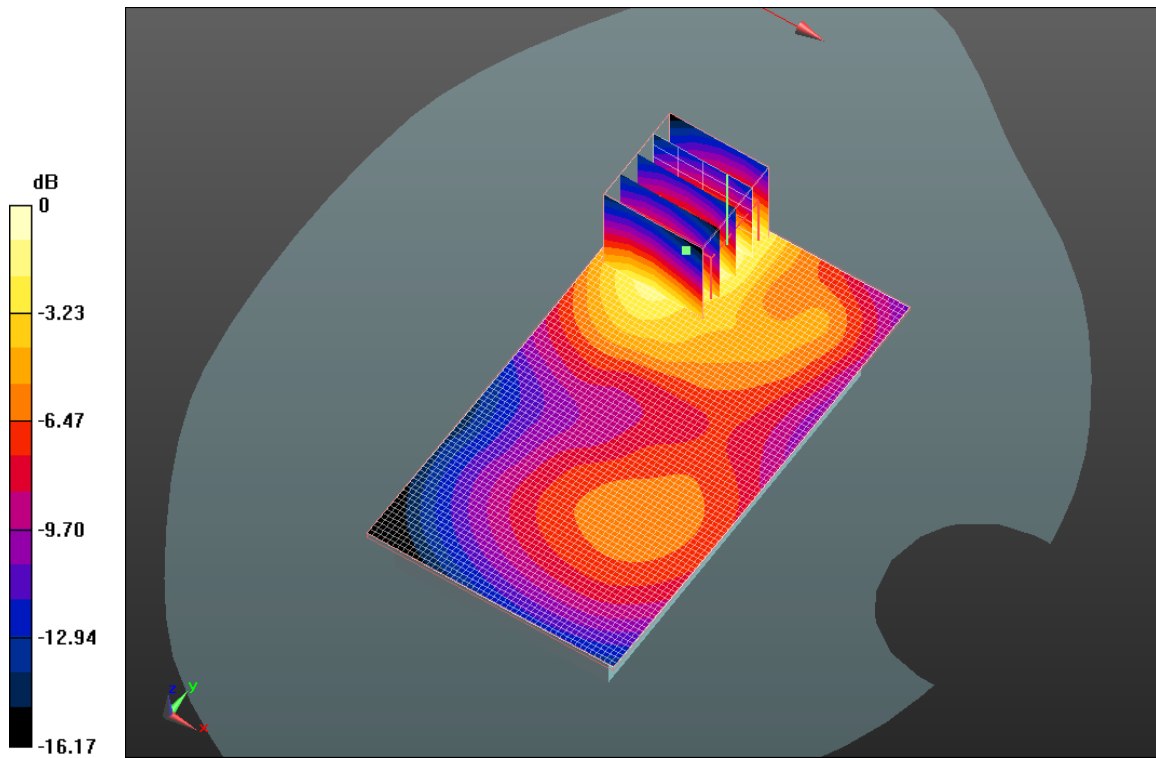
Reference Value = 7.864 V/m; Power Drift = 0.04 dB

Peak SAR (extrapolated) = 1.001 W/kg


**SAR(1 g) = 0.620 mW/g; SAR(10 g) = 0.350 mW/g**

Maximum value of SAR (measured) = 0.666 mW/g

	Document <b>Appendix C for the BlackBerry® Smartphone Model          RDU71CW/RDE71UW SAR Report</b>			Page <b>43(107)</b>
	Author Data <b>Andrew Becker</b>	Dates of Test <b>Feb 7 – May 25, July 18,          2011</b>	Test Report No <b>RTS-3933-1105-11A          RTS-2580-1106-03 Rev2</b>	FCC ID: <b>L6ARDU70CW          L6ARDE70UW</b>



0 dB = 0.670mW/g

	Document <b>Appendix C for the BlackBerry® Smartphone Model</b> <b>RDU71CW/RDE71UW SAR Report</b>			Page <b>44(107)</b>
	Author Data <b>Andrew Becker</b>	Dates of Test <b>Feb 7 – May 25, July 18, 2011</b>	Test Report No <b>RTS-3933-1105-11A</b> <b>RTS-2580-1106-03 Rev2</b>	FCC ID: <b>L6ARDU70CW</b> <b>L6ARDE70UW</b>

Date/Time: 2/28/2011 8:20:02 PM, Date/Time: 2/28/2011 8:25:57 PM

Test Laboratory: RIM Testing Services

**15mm\_Spacer\_Back\_HS#3\_GPRS1900\_3\_Slots\_mid\_chan\_amb\_temp\_23.4C\_liq\_temp\_22.0C**

**DUT: BlackBerry Smartphone; Type: Sample ; Serial: 32D4BD0D**

Communication System: GPRS 1900 (3-slots); Frequency: 1880 MHz; Communication System PAR: 4.472 dB

Medium parameters used:  $f = 1880$  MHz;  $\sigma = 1.567$  mho/m;  $\epsilon_r = 51.591$ ;  $\rho = 1000$  kg/m<sup>3</sup>

Phantom section: Flat Section

Measurement Standard: DASYS (IEEE/IEC/ANSI C63.19-2007)

DASY5 Configuration:

- Probe: ES3DV3 - SN3225; ConvF(4.88, 4.88, 4.88); Calibrated: 1/13/2011
- Sensor-Surface: 4mm (Mechanical Surface Detection)
- Electronics: DAE4 Sn881; Calibrated: 4/19/2010
- Phantom: SAM 2; Type: SAM 4.0; Serial: 1080
- Measurement SW: DASYS2, Version 52.6 (2); SEMCAD X Version 14.4.4 (2829)

**Configuration/Body/Area Scan (51x91x1):** Measurement grid: dx=15mm, dy=15mm

Maximum value of SAR (interpolated) = 0.494 mW/g

**Configuration/Body/Zoom Scan (5x5x7) (5x5x7)/Cube 0:** Measurement grid: dx=7.5mm, dy=7.5mm, dz=5mm

Reference Value = 6.992 V/m; Power Drift = -0.33 dB

Peak SAR (extrapolated) = 0.696 W/kg

**SAR(1 g) = 0.430 mW/g; SAR(10 g) = 0.245 mW/g**

Maximum value of SAR (measured) = 0.464 mW/g


Author Data  
**Andrew Becker**

Dates of Test  
**Feb 7 – May 25, July 18,  
2011**


Test Report No  
**RTS-3933-1105-11A  
RTS-2580-1106-03 Rev2**

FCC ID:  
**L6ARDU70CW  
L6ARDE70UW**

IC ID  
**2503A-RDU70CW  
2503A-RDE70UW**



0 dB = 0.460mW/g

	Document <b>Appendix C for the BlackBerry® Smartphone Model</b> <b>RDU71CW/RDE71UW SAR Report</b>			Page <b>46(107)</b>
	Author Data <b>Andrew Becker</b>	Dates of Test <b>Feb 7 – May 25, July 18, 2011</b>	Test Report No <b>RTS-3933-1105-11A</b> <b>RTS-2580-1106-03 Rev2</b>	FCC ID: <b>L6ARDU70CW</b> <b>L6ARDE70UW</b>

Date/Time: 2/28/2011 8:54:13 PM, Date/Time: 2/28/2011 9:00:09 PM

Test Laboratory: RIM Testing Services

**15mm\_Spacer\_Back\_HS#3\_GPRS1900\_4\_Slots\_mid\_chan\_amb\_temp\_23.4C\_liq\_temp\_22.0C**

**DUT: BlackBerry Smartphone; Type: Sample ; Serial: 32D4BD0D**

Communication System: GPRS 1900 (4-slots); Frequency: 1880 MHz; Communication System PAR: 3.222 dB

Medium parameters used:  $f = 1880$  MHz;  $\sigma = 1.567$  mho/m;  $\epsilon_r = 51.591$ ;  $\rho = 1000$  kg/m<sup>3</sup>

Phantom section: Flat Section

Measurement Standard: DASYS (IEEE/IEC/ANSI C63.19-2007)

DASY5 Configuration:

- Probe: ES3DV3 - SN3225; ConvF(4.88, 4.88, 4.88); Calibrated: 1/13/2011
- Sensor-Surface: 4mm (Mechanical Surface Detection)
- Electronics: DAE4 Sn881; Calibrated: 4/19/2010
- Phantom: SAM 2; Type: SAM 4.0; Serial: 1080
- Measurement SW: DASYS2, Version 52.6 (2); SEMCAD X Version 14.4.4 (2829)

**Configuration/Body/Area Scan (51x91x1):** Measurement grid: dx=15mm, dy=15mm

Maximum value of SAR (interpolated) = 0.537 mW/g

**Configuration/Body/Zoom Scan (5x5x7) (5x5x7)/Cube 0:** Measurement grid: dx=7.5mm, dy=7.5mm, dz=5mm

Reference Value = 13.098 V/m; Power Drift = -0.10 dB

Peak SAR (extrapolated) = 0.812 W/kg

**SAR(1 g) = 0.499 mW/g; SAR(10 g) = 0.281 mW/g**

Maximum value of SAR (measured) = 0.536 mW/g



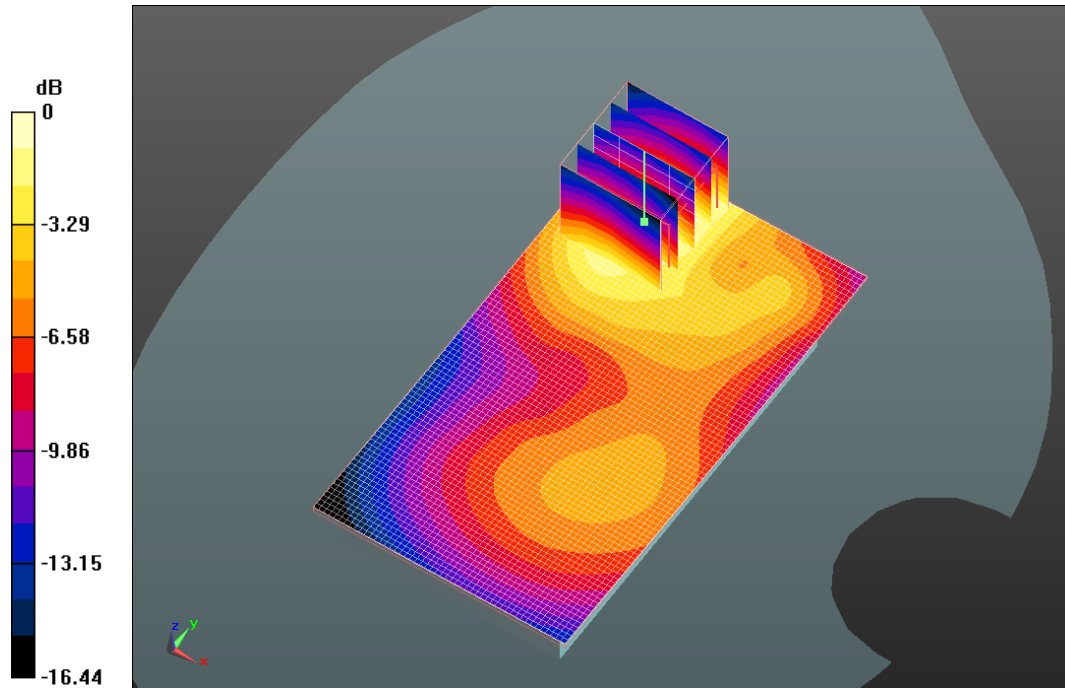
Author Data  
**Andrew Becker**

Dates of Test  
**Feb 7 – May 25, July 18,  
2011**


Test Report No  
**RTS-3933-1105-11A  
RTS-2580-1106-03 Rev2**

FCC ID:  
**L6ARDU70CW  
L6ARDE70UW**

IC ID  
**2503A-RDU70CW  
2503A-RDE70UW**



0 dB = 0.540mW/g

	Document <b>Appendix C for the BlackBerry® Smartphone Model</b> <b>RDU71CW/RDE71UW SAR Report</b>			Page <b>48(107)</b>
	Author Data <b>Andrew Becker</b>	Dates of Test <b>Feb 7 – May 25, July 18, 2011</b>	Test Report No <b>RTS-3933-1105-11A</b> <b>RTS-2580-1106-03 Rev2</b>	FCC ID: <b>L6ARDU70CW</b> <b>L6ARDE70UW</b>

Date/Time: 3/3/2011 7:31:41 PM, Date/Time: 3/3/2011 7:37:35 PM

Test Laboratory: RIM Testing Services

## 15mm\_Spacer\_Back\_802.11b\_mid\_chan\_amb\_temp\_23.3C\_liq\_temp\_2 1.9C

**DUT: BlackBerry Smartphone; Type: Sample ; Serial: 32D4BD0D**

Communication System: 802.11 b (2450); Frequency: 2437 MHz; Communication System PAR: 0 dB

Medium parameters used (interpolated):  $f = 2437$  MHz;  $\sigma = 2.009$  mho/m;  $\epsilon_r = 50.212$ ;  $\rho = 1000$  kg/m<sup>3</sup>

Phantom section: Flat Section

Measurement Standard: DASYS (IEEE/IEC/ANSI C63.19-2007)

DASY5 Configuration:

- Probe: ES3DV3 - SN3225; ConvF(4.43, 4.43, 4.43); Calibrated: 1/13/2011
- Sensor-Surface: 4mm (Mechanical Surface Detection)
- Electronics: DAE4 Sn881; Calibrated: 4/19/2010
- Phantom: SAM 2; Type: SAM 4.0; Serial: 1080
- Measurement SW: DASY52, Version 52.6 (2); SEMCAD X Version 14.4.4 (2829)

**Configuration/Body/Area Scan (51x91x1):** Measurement grid: dx=15mm, dy=15mm

[Info: Interpolated medium parameters used for SAR evaluation.](#)

Maximum value of SAR (interpolated) = 0.491 mW/g

**Configuration/Body/Zoom Scan (5x5x7) (5x5x7)/Cube 0:** Measurement grid: dx=7.5mm, dy=7.5mm, dz=5mm

Reference Value = 3.960 V/m; Power Drift = 2.88 dB

Peak SAR (extrapolated) = 0.950 W/kg

**SAR(1 g) = 0.493 mW/g; SAR(10 g) = 0.251 mW/g**

[Info: Interpolated medium parameters used for SAR evaluation.](#)

Maximum value of SAR (measured) = 0.570 mW/g

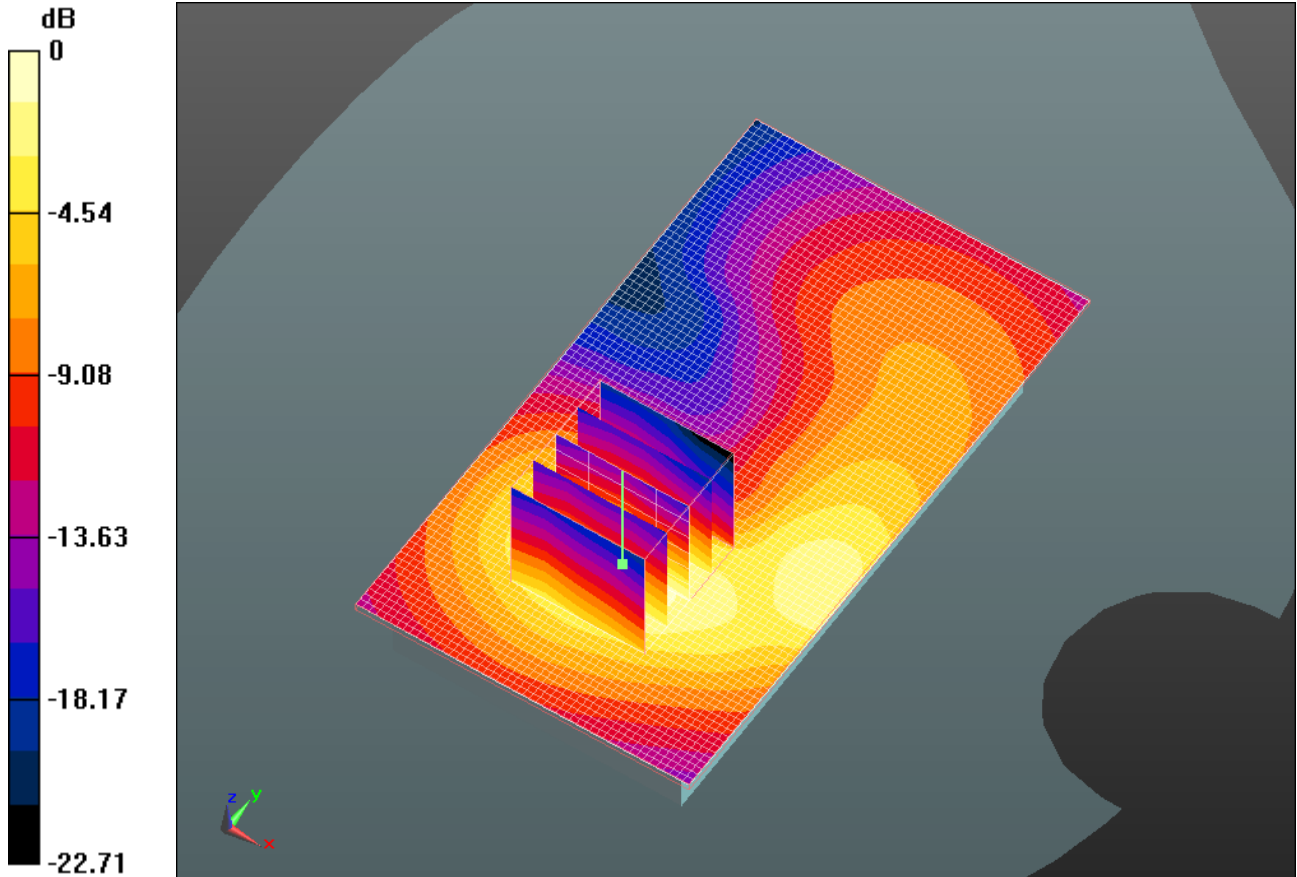
Author Data  
**Andrew Becker**

Dates of Test  
**Feb 7 – May 25, July 18,  
2011**


Test Report No  
**RTS-3933-1105-11A  
RTS-2580-1106-03 Rev2**

FCC ID:  
**L6ARDU70CW  
L6ARDE70UW**

IC ID  
**2503A-RDU70CW  
2503A-RDE70UW**



0 dB = 0.570mW/g

	Document <b>Appendix C for the BlackBerry® Smartphone Model</b> <b>RDU71CW/RDE71UW SAR Report</b>			Page <b>50(107)</b>
	Author Data <b>Andrew Becker</b>	Dates of Test <b>Feb 7 – May 25, July 18, 2011</b>	Test Report No <b>RTS-3933-1105-11A</b> <b>RTS-2580-1106-03 Rev2</b>	FCC ID: <b>L6ARDU70CW</b> <b>L6ARDE70UW</b>

Date/Time: 3/3/2011 7:50:20 PM, Date/Time: 3/3/2011 7:56:08 PM

Test Laboratory: RIM Testing Services

## Vertical\_Holster\_Back\_802.11b\_mid\_chan\_amb\_temp\_23.3C\_liq\_temp\_21.9C

**DUT: BlackBerry Smartphone; Type: Sample ; Serial: 32D4BD0D**

Communication System: 802.11 b (2450); Frequency: 2437 MHz; Communication System PAR: 0 dB

Medium parameters used (interpolated):  $f = 2437$  MHz;  $\sigma = 2.009$  mho/m;  $\epsilon_r = 50.212$ ;  $\rho = 1000$  kg/m<sup>3</sup>

Phantom section: Flat Section

Measurement Standard: DASYS (IEEE/IEC/ANSI C63.19-2007)

DASY5 Configuration:

- Probe: ES3DV3 - SN3225; ConvF(4.43, 4.43, 4.43); Calibrated: 1/13/2011
- Sensor-Surface: 4mm (Mechanical Surface Detection)
- Electronics: DAE4 Sn881; Calibrated: 4/19/2010
- Phantom: SAM 2; Type: SAM 4.0; Serial: 1080
- Measurement SW: DASY52, Version 52.6 (2); SEMCAD X Version 14.4.4 (2829)

**Configuration/Body/Area Scan (51x91x1):** Measurement grid: dx=15mm, dy=15mm

[Info: Interpolated medium parameters used for SAR evaluation.](#)

Maximum value of SAR (interpolated) = 0.510 mW/g

**Configuration/Body/Zoom Scan (5x5x7) (5x5x7)/Cube 0:** Measurement grid: dx=7.5mm, dy=7.5mm, dz=5mm

Reference Value = 6.412 V/m; Power Drift = -0.38 dB

Peak SAR (extrapolated) = 0.969 W/kg

**SAR(1 g) = 0.482 mW/g; SAR(10 g) = 0.243 mW/g**

[Info: Interpolated medium parameters used for SAR evaluation.](#)

Maximum value of SAR (measured) = 0.544 mW/g


Author Data  
**Andrew Becker**

Dates of Test  
**Feb 7 – May 25, July 18, 2011**


Test Report No  
**RTS-3933-1105-11A**  
**RTS-2580-1106-03 Rev2**

FCC ID:  
**L6ARDU70CW**  
**L6ARDE70UW**

IC ID  
**2503A-RDU70CW**  
**2503A-RDE70UW**



0 dB = 0.540mW/g

	Document <b>Appendix C for the BlackBerry® Smartphone Model</b> <b>RDU71CW/RDE71UW SAR Report</b>			Page <b>52(107)</b>
	Author Data <b>Andrew Becker</b>	Dates of Test <b>Feb 7 – May 25, July 18, 2011</b>	Test Report No <b>RTS-3933-1105-11A</b> <b>RTS-2580-1106-03 Rev2</b>	FCC ID: <b>L6ARDU70CW</b> <b>L6ARDE70UW</b>

Date/Time: 3/3/2011 10:36:49 PM, Date/Time: 3/3/2011 10:42:40 PM

Test Laboratory: RIM Testing Services

## Vertical\_Holster\_Front\_802.11b\_mid\_chan\_amb\_temp\_23.2C\_liq\_temp\_21.8C

**DUT: BlackBerry Smartphone; Type: Sample ; Serial: 32D4BD0D**

Communication System: 802.11 b (2450); Frequency: 2437 MHz; Communication System PAR: 0 dB

Medium parameters used (interpolated):  $f = 2437$  MHz;  $\sigma = 2.009$  mho/m;  $\epsilon_r = 50.212$ ;  $\rho = 1000$  kg/m<sup>3</sup>

Phantom section: Flat Section

Measurement Standard: DASYS (IEEE/IEC/ANSI C63.19-2007)

DASY5 Configuration:

- Probe: ES3DV3 - SN3225; ConvF(4.43, 4.43, 4.43); Calibrated: 1/13/2011
- Sensor-Surface: 4mm (Mechanical Surface Detection)
- Electronics: DAE4 Sn881; Calibrated: 4/19/2010
- Phantom: SAM 2; Type: SAM 4.0; Serial: 1080
- Measurement SW: DASY52, Version 52.6 (2); SEMCAD X Version 14.4.4 (2829)

**Configuration/Body/Area Scan (51x91x1):** Measurement grid: dx=15mm, dy=15mm

[Info: Interpolated medium parameters used for SAR evaluation.](#)

Maximum value of SAR (interpolated) = 0.043 mW/g

**Configuration/Body/Zoom Scan (5x5x7) (5x5x7)/Cube 0:** Measurement grid: dx=7.5mm, dy=7.5mm, dz=5mm

Reference Value = 3.941 V/m; Power Drift = -0.23 dB

Peak SAR (extrapolated) = 0.071 W/kg

**SAR(1 g) = 0.038 mW/g; SAR(10 g) = 0.021 mW/g**

[Info: Interpolated medium parameters used for SAR evaluation.](#)

Maximum value of SAR (measured) = 0.041 mW/g

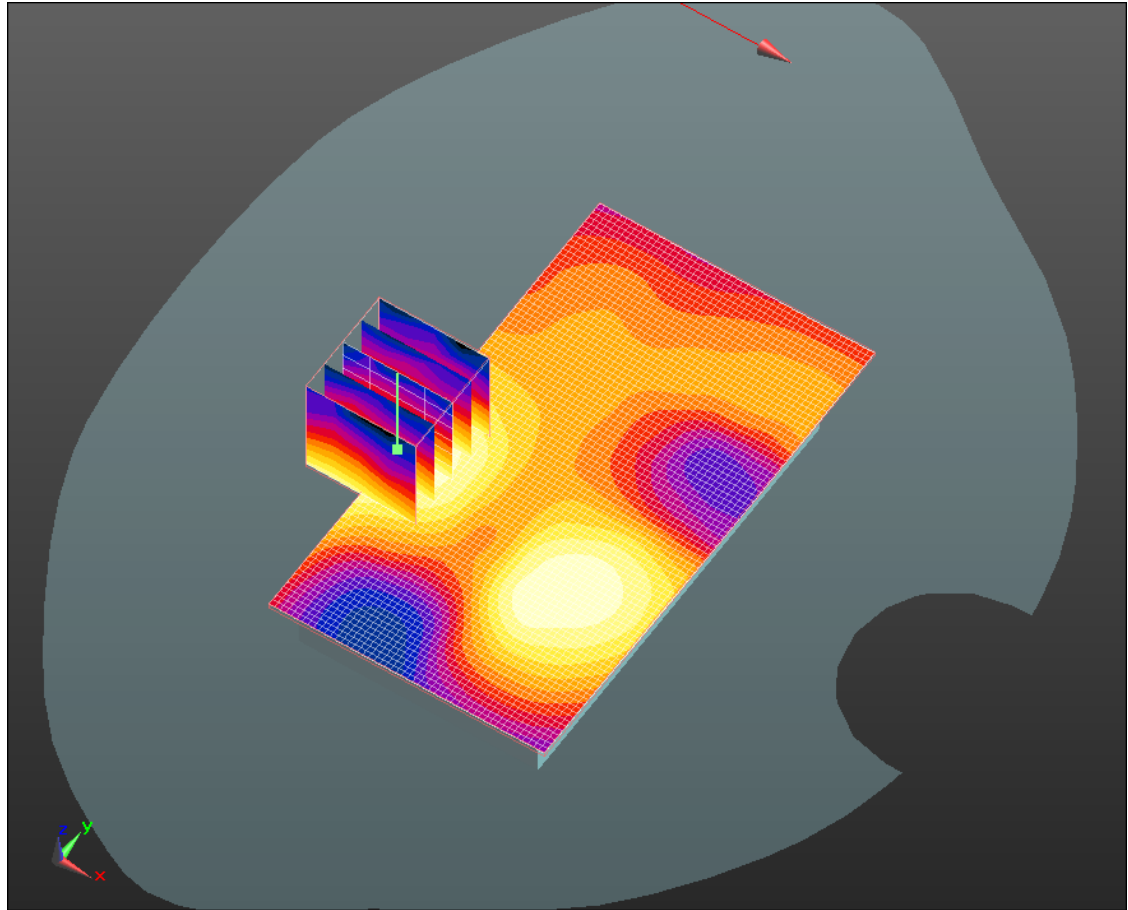
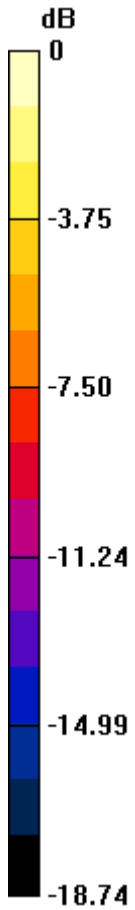
Author Data  
**Andrew Becker**

Dates of Test  
**Feb 7 – May 25, July 18,  
2011**

Test Report No  
**RTS-3933-1105-11A  
RTS-2580-1106-03 Rev2**


FCC ID:  
**L6ARDU70CW  
L6ARDE70UW**

IC ID  
**2503A-RDU70CW  
2503A-RDE70UW**



0 dB = 0.040mW/g



	Document <b>Appendix C for the BlackBerry® Smartphone Model</b> <b>RDU71CW/RDE71UW SAR Report</b>			Page <b>54(107)</b>
	Author Data <b>Andrew Becker</b>	Dates of Test <b>Feb 7 – May 25, July 18, 2011</b>	Test Report No <b>RTS-3933-1105-11A</b> <b>RTS-2580-1106-03 Rev2</b>	FCC ID: <b>L6ARDU70CW</b> <b>L6ARDE70UW</b>

Date/Time: 3/3/2011 10:51:08 PM, Date/Time: 3/3/2011 10:56:57 PM

Test Laboratory: RIM Testing Services

## Vertical\_Holster\_Back\_HS#3\_802.11b\_mid\_chan\_amb\_temp\_23.1C\_liq\_ temp\_21.7C

**DUT: BlackBerry Smartphone; Type: Sample ; Serial: 32D4BD0D**

Communication System: 802.11 b (2450); Frequency: 2437 MHz; Communication System PAR: 0 dB

Medium parameters used (interpolated):  $f = 2437$  MHz;  $\sigma = 2.009$  mho/m;  $\epsilon_r = 50.212$ ;  $\rho = 1000$  kg/m<sup>3</sup>

Phantom section: Flat Section

Measurement Standard: DASYS (IEEE/IEC/ANSI C63.19-2007)

DASY5 Configuration:

- Probe: ES3DV3 - SN3225; ConvF(4.43, 4.43, 4.43); Calibrated: 1/13/2011
- Sensor-Surface: 4mm (Mechanical Surface Detection)
- Electronics: DAE4 Sn881; Calibrated: 4/19/2010
- Phantom: SAM 2; Type: SAM 4.0; Serial: 1080
- Measurement SW: DASYS2, Version 52.6 (2); SEMCAD X Version 14.4.4 (2829)

**Configuration/Body/Area Scan (51x91x1):** Measurement grid: dx=15mm, dy=15mm

[Info: Interpolated medium parameters used for SAR evaluation.](#)

Maximum value of SAR (interpolated) = 0.481 mW/g

**Configuration/Body/Zoom Scan (5x5x7) (5x5x7)/Cube 0:** Measurement grid: dx=7.5mm, dy=7.5mm, dz=5mm

Reference Value = 12.599 V/m; Power Drift = -0.19 dB

Peak SAR (extrapolated) = 0.956 W/kg

**SAR(1 g) = 0.461 mW/g; SAR(10 g) = 0.228 mW/g**

[Info: Interpolated medium parameters used for SAR evaluation.](#)

Maximum value of SAR (measured) = 0.502 mW/g


Author Data  
**Andrew Becker**

Dates of Test  
**Feb 7 – May 25, July 18,**  
**2011**


Test Report No  
**RTS-3933-1105-11A**  
**RTS-2580-1106-03 Rev2**

FCC ID:  
**L6ARDU70CW**  
**L6ARDE70UW**

IC ID  
**2503A-RDU70CW**  
**2503A-RDE70UW**



0 dB = 0.500mW/g

	Document <b>Appendix C for the BlackBerry® Smartphone Model</b> <b>RDU71CW/RDE71UW SAR Report</b>			Page <b>56(107)</b>
	Author Data <b>Andrew Becker</b>	Dates of Test <b>Feb 7 – May 25, July 18, 2011</b>	Test Report No <b>RTS-3933-1105-11A</b> <b>RTS-2580-1106-03 Rev2</b>	FCC ID: <b>L6ARDU70CW</b> <b>L6ARDE70UW</b>

Date/Time: 3/4/2011 12:16:02 AM, Date/Time: 3/4/2011 12:21:55 AM

Test Laboratory: RIM Testing Services

**15mm\_Spacer\_Back\_Bluetooth\_mid\_chan\_amb\_temp\_23.3C\_liq\_temp\_21.9C**

**DUT: BlackBerry Smartphone; Type: Sample ; Serial: 32D4BD0D**

Communication System: Bluetooth; Frequency: 2441 MHz; Communication System  
PAR: 0 dB

Medium parameters used (interpolated):  $f = 2441$  MHz;  $\sigma = 2.016$  mho/m;  $\epsilon_r = 50.206$ ;  $\rho = 1000$  kg/m<sup>3</sup>

Phantom section: Flat Section

Measurement Standard: DASYS (IEEE/IEC/ANSI C63.19-2007)

DASY5 Configuration:

- Probe: ES3DV3 - SN3225; ConvF(4.43, 4.43, 4.43); Calibrated: 1/13/2011
- Sensor-Surface: 4mm (Mechanical Surface Detection)
- Electronics: DAE4 Sn881; Calibrated: 4/19/2010
- Phantom: SAM 2; Type: SAM 4.0; Serial: 1080
- Measurement SW: DASYS2, Version 52.6 (2); SEMCAD X Version 14.4.4 (2829)

**Configuration/Body/Area Scan (51x91x1):** Measurement grid: dx=15mm, dy=15mm

[Info: Interpolated medium parameters used for SAR evaluation.](#)

Maximum value of SAR (interpolated) = 0.000212 mW/g

**Configuration/Body/Zoom Scan (5x5x7) (7x7x7)/Cube 0:** Measurement grid: dx=7.5mm, dy=7.5mm, dz=5mm


Reference Value = 0.928 V/m; Power Drift = -0.19 dB


Peak SAR (extrapolated) = 0.00232 W/kg

**SAR(1 g) = 6.98e-005 mW/g; SAR(10 g) = 1.59e-005 mW/g**


[Info: Interpolated medium parameters used for SAR evaluation.](#)

Maximum value of SAR (measured) = 0.00127 mW/g

	Document <b>Appendix C for the BlackBerry® Smartphone Model          RDU71CW/RDE71UW SAR Report</b>			Page <b>57(107)</b>
	Author Data <b>Andrew Becker</b>	Dates of Test <b>Feb 7 – May 25, July 18,          2011</b>	Test Report No <b>RTS-3933-1105-11A          RTS-2580-1106-03 Rev2</b>	FCC ID: <b>L6ARDU70CW          L6ARDE70UW</b>



0 dB = 0.0013mW/g

	Document <b>Appendix C for the BlackBerry® Smartphone Model</b> <b>RDU71CW/RDE71UW SAR Report</b>			Page <b>58(107)</b>
	Author Data <b>Andrew Becker</b>	Dates of Test <b>Feb 7 – May 25, July 18, 2011</b>	Test Report No <b>RTS-3933-1105-11A</b> <b>RTS-2580-1106-03 Rev2</b>	FCC ID: <b>L6ARDU70CW</b> <b>L6ARDE70UW</b>

Date/Time: 3/4/2011 12:35:30 AM, Date/Time: 3/4/2011 12:41:21 AM

Test Laboratory: RIM Testing Services

## Vertical\_Holster\_Back\_Bluetooth\_mid\_chan\_amb\_temp\_23.3C\_liq\_temp\_21.9C

**DUT: BlackBerry Smartphone; Type: Sample ; Serial: 32D4BD0D**

Communication System: Bluetooth; Frequency: 2441 MHz; Communication System

PAR: 0 dB

Medium parameters used (interpolated):  $f = 2441$  MHz;  $\sigma = 2.016$  mho/m;  $\epsilon_r = 50.206$ ;  $\rho = 1000$  kg/m<sup>3</sup>

Phantom section: Flat Section

Measurement Standard: DASYS (IEEE/IEC/ANSI C63.19-2007)

DASY5 Configuration:

- Probe: ES3DV3 - SN3225; ConvF(4.43, 4.43, 4.43); Calibrated: 1/13/2011
- Sensor-Surface: 4mm (Mechanical Surface Detection)
- Electronics: DAE4 Sn881; Calibrated: 4/19/2010
- Phantom: SAM 2; Type: SAM 4.0; Serial: 1080
- Measurement SW: DASY52, Version 52.6 (2); SEMCAD X Version 14.4.4 (2829)

**Configuration/Body/Area Scan (51x91x1):** Measurement grid: dx=15mm, dy=15mm

[Info: Interpolated medium parameters used for SAR evaluation.](#)

Maximum value of SAR (interpolated) = 0.00099 mW/g

**Configuration/Body/Zoom Scan (5x5x7) (5x5x7)/Cube 0:** Measurement grid:

dx=7.5mm, dy=7.5mm, dz=5mm

Reference Value = 0.807 V/m; Power Drift = 0.61 dB

Peak SAR (extrapolated) = 0.00244 W/kg

**SAR(1 g) = 0.000169 mW/g; SAR(10 g) = 3.51e-005 mW/g**

[Info: Interpolated medium parameters used for SAR evaluation.](#)

Maximum value of SAR (measured) = 0.00099 mW/g


Author Data  
**Andrew Becker**

Dates of Test  
**Feb 7 – May 25, July 18,  
2011**


Test Report No  
**RTS-3933-1105-11A  
RTS-2580-1106-03 Rev2**

FCC ID:  
**L6ARDU70CW  
L6ARDE70UW**

IC ID  
**2503A-RDU70CW  
2503A-RDE70UW**



0 dB = 0.00099mW/g

	Document <b>Appendix C for the BlackBerry® Smartphone Model</b> <b>RDU71CW/RDE71UW SAR Report</b>			Page <b>60(107)</b>
	Author Data <b>Andrew Becker</b>	Dates of Test <b>Feb 7 – May 25, July 18, 2011</b>	Test Report No <b>RTS-3933-1105-11A</b> <b>RTS-2580-1106-03 Rev2</b>	FCC ID: <b>L6ARDU70CW</b> <b>L6ARDE70UW</b>

Date/Time: 3/4/2011 12:57:06 AM, Date/Time: 3/4/2011 1:08:18 AM

Test Laboratory: RIM Testing Services

## Vertical\_Holster\_Front\_Bluetooth\_mid\_chan\_amb\_temp\_23.2C\_liq\_temp\_21.8C

**DUT: BlackBerry Smartphone; Type: Sample ; Serial: 32D4BD0D**

Communication System: Bluetooth; Frequency: 2441 MHz; Communication System

PAR: 0 dB

Medium parameters used (interpolated):  $f = 2441$  MHz;  $\sigma = 2.016$  mho/m;  $\epsilon_r = 50.206$ ;  $\rho = 1000$  kg/m<sup>3</sup>

Phantom section: Flat Section

Measurement Standard: DASYS (IEEE/IEC/ANSI C63.19-2007)

DASY5 Configuration:

- Probe: ES3DV3 - SN3225; ConvF(4.43, 4.43, 4.43); Calibrated: 1/13/2011
- Sensor-Surface: 4mm (Mechanical Surface Detection)
- Electronics: DAE4 Sn881; Calibrated: 4/19/2010
- Phantom: SAM 2; Type: SAM 4.0; Serial: 1080
- Measurement SW: DASY52, Version 52.6 (2); SEMCAD X Version 14.4.4 (2829)

**Configuration/Body/Area Scan (51x91x1):** Measurement grid: dx=15mm, dy=15mm

[Info: Interpolated medium parameters used for SAR evaluation.](#)

Maximum value of SAR (interpolated) = 0.000786 mW/g

**Configuration/Body/Zoom Scan (5x5x7) (6x6x7)/Cube 0:** Measurement grid:

dx=7.5mm, dy=7.5mm, dz=5mm

Reference Value = 0.652 V/m; Power Drift = 1.97 dB


Peak SAR (extrapolated) = 0.000995 W/kg


**SAR(1 g) = 8.69e-005 mW/g; SAR(10 g) = 1.61e-005 mW/g**

[Info: Interpolated medium parameters used for SAR evaluation.](#)


Maximum value of SAR (measured) = 0.000995 mW/g



	Document <b>Appendix C for the BlackBerry® Smartphone Model</b> <b>RDU71CW/RDE71UW SAR Report</b>			Page <b>61(107)</b>
	Author Data <b>Andrew Becker</b>	Dates of Test <b>Feb 7 – May 25, July 18, 2011</b>	Test Report No <b>RTS-3933-1105-11A</b> <b>RTS-2580-1106-03 Rev2</b>	FCC ID: <b>L6ARDU70CW</b> <b>L6ARDE70UW</b>



0 dB = 0.001mW/g

	Document <b>Appendix C for the BlackBerry® Smartphone Model</b> <b>RDU71CW/RDE71UW SAR Report</b>			Page <b>62(107)</b>
	Author Data <b>Andrew Becker</b>	Dates of Test <b>Feb 7 – May 25, July 18, 2011</b>	Test Report No <b>RTS-3933-1105-11A</b> <b>RTS-2580-1106-03 Rev2</b>	FCC ID: <b>L6ARDU70CW</b> <b>L6ARDE70UW</b>

Date/Time: 3/4/2011 1:18:44 AM, Date/Time: 3/4/2011 1:24:36 AM

Test Laboratory: RIM Testing Services

## Vertical\_Holster\_Back\_HS#3\_Bluetooth\_mid\_chan\_amb\_temp\_23.2C\_li q\_temp\_21.8C

**DUT: BlackBerry Smartphone; Type: Sample ; Serial: 32D4BD0D**

Communication System: Bluetooth; Frequency: 2441 MHz; Communication System

PAR: 0 dB

Medium parameters used (interpolated):  $f = 2441$  MHz;  $\sigma = 2.016$  mho/m;  $\epsilon_r = 50.206$ ;  $\rho = 1000$  kg/m<sup>3</sup>

Phantom section: Flat Section

Measurement Standard: DASYS (IEEE/IEC/ANSI C63.19-2007)

DASY5 Configuration:

- Probe: ES3DV3 - SN3225; ConvF(4.43, 4.43, 4.43); Calibrated: 1/13/2011
- Sensor-Surface: 4mm (Mechanical Surface Detection)
- Electronics: DAE4 Sn881; Calibrated: 4/19/2010
- Phantom: SAM 2; Type: SAM 4.0; Serial: 1080
- Measurement SW: DASYS2, Version 52.6 (2); SEMCAD X Version 14.4.4 (2829)

**Configuration/Body/Area Scan (51x91x1):** Measurement grid: dx=15mm, dy=15mm

[Info: Interpolated medium parameters used for SAR evaluation.](#)

Maximum value of SAR (interpolated) = 0.00018 mW/g

**Configuration/Body/Zoom Scan (5x5x7) (6x6x7)/Cube 0:** Measurement grid:

dx=7.5mm, dy=7.5mm, dz=5mm


Reference Value = 0.843 V/m; Power Drift = 0.88 dB


Peak SAR (extrapolated) = 0.00102 W/kg

**SAR(1 g) = 0.000123 mW/g; SAR(10 g) = 1.58e-005 mW/g**


[Info: Interpolated medium parameters used for SAR evaluation.](#)

Maximum value of SAR (measured) = 0.00102 mW/g

	Document <b>Appendix C for the BlackBerry® Smartphone Model          RDU71CW/RDE71UW SAR Report</b>			Page <b>63(107)</b>
	Author Data <b>Andrew Becker</b>	Dates of Test <b>Feb 7 – May 25, July 18,          2011</b>	Test Report No <b>RTS-3933-1105-11A          RTS-2580-1106-03 Rev2</b>	FCC ID: <b>L6ARDU70CW          L6ARDE70UW</b>



0 dB = 0.001mW/g

	Document <b>Appendix C for the BlackBerry® Smartphone Model</b> <b>RDU71CW/RDE71UW SAR Report</b>			Page <b>64(107)</b>
	Author Data <b>Andrew Becker</b>	Dates of Test <b>Feb 7 – May 25, July 18, 2011</b>	Test Report No <b>RTS-3933-1105-11A</b> <b>RTS-2580-1106-03 Rev2</b>	FCC ID: <b>L6ARDU70CW</b> <b>L6ARDE70UW</b>

Date/Time: 5/25/2011 2:21:48 PM, Date/Time: 5/25/2011 2:35:40 PM

Test Laboratory: RIM Testing Services

**15mm\_Spacer\_Back\_802.11a\_low\_band\_chan\_36\_amb\_temp\_23.2\_liq\_  
temp\_22.4C**

**DUT: BlackBerry Smartphone; Type: Sample ; Serial: 32E895E6**


Communication System: 802.11a ; Communication System Band: Low and Mid Bands;  
Frequency: 5180 MHz; Communication System PAR: 0 dB  
Medium parameters used:  $f = 5180$  MHz;  $\sigma = 5.433$  mho/m;  $\epsilon_r = 46.596$ ;  $\rho = 1000$  kg/m<sup>3</sup>  
Phantom section: Flat Section  
Measurement Standard: DASYS (IEEE/IEC/ANSI C63.19-2007)


DASY5 Configuration:

- Probe: EX3DV4 - SN3548; ConvF(4.79, 4.79, 4.79); Calibrated: 1/20/2011
- Sensor-Surface: 2mm (Mechanical Surface Detection)
- Electronics: DAE3 Sn473; Calibrated: 1/21/2011
- Phantom: SAM 2; Type: SAM 4.0; Serial: 1080
- Measurement SW: DASYS2, Version 52.6 (2); SEMCAD X Version 14.4.4 (2829)


**Configuration/Touch position - 2/Area Scan (91x131x1):** Measurement grid:  
dx=10mm, dy=10mm  
Maximum value of SAR (interpolated) = 0.171 mW/g

**Configuration/Touch position - 2/Zoom Scan (4x4x2.5mm, graded),  
dist=2mm (9x9x5)/Cube 0:** Measurement grid: dx=4mm, dy=4mm, dz=2.5mm  
Reference Value = 6.094 V/m; Power Drift = -0.17 dB  
Peak SAR (extrapolated) = 0.268 W/kg  
**SAR(1 g) = 0.085 mW/g; SAR(10 g) = 0.028 mW/g**  
Maximum value of SAR (measured) = 0.159 mW/g

	Document <b>Appendix C for the BlackBerry® Smartphone Model          RDU71CW/RDE71UW SAR Report</b>			Page <b>65(107)</b>
	Author Data <b>Andrew Becker</b>	Dates of Test <b>Feb 7 – May 25, July 18,          2011</b>	Test Report No <b>RTS-3933-1105-11A          RTS-2580-1106-03 Rev2</b>	FCC ID: <b>L6ARDU70CW          L6ARDE70UW</b>



0 dB = 0.160mW/g

	Document <b>Appendix C for the BlackBerry® Smartphone Model</b> <b>RDU71CW/RDE71UW SAR Report</b>			Page <b>66(107)</b>
	Author Data <b>Andrew Becker</b>	Dates of Test <b>Feb 7 – May 25, July 18, 2011</b>	Test Report No <b>RTS-3933-1105-11A</b> <b>RTS-2580-1106-03 Rev2</b>	FCC ID: <b>L6ARDU70CW</b> <b>L6ARDE70UW</b>

Date/Time: 5/25/2011 3:08:20 PM, Date/Time: 5/25/2011 3:21:48 PM

Test Laboratory: RIM Testing Services

**15mm\_Spacer\_Back\_802.11a\_mid\_band\_chan\_52\_amb\_temp\_23.0\_liq  
\_temp\_22.1C**

**DUT: BlackBerry Smartphone; Type: Sample ; Serial: 32E895E6**


Communication System: 802.11a ; Communication System Band: Low and Mid Bands;  
Frequency: 5260 MHz; Communication System PAR: 0 dB  
Medium parameters used:  $f = 5260$  MHz;  $\sigma = 5.56$  mho/m;  $\epsilon_r = 46.305$ ;  $\rho = 1000$  kg/m<sup>3</sup>  
Phantom section: Flat Section  
Measurement Standard: DASYS (IEEE/IEC/ANSI C63.19-2007)


DASY5 Configuration:

- Probe: EX3DV4 - SN3548; ConvF(4.79, 4.79, 4.79); Calibrated: 1/20/2011
- Sensor-Surface: 2mm (Mechanical Surface Detection)
- Electronics: DAE3 Sn473; Calibrated: 1/21/2011
- Phantom: SAM 2; Type: SAM 4.0; Serial: 1080
- Measurement SW: DASYS2, Version 52.6 (2); SEMCAD X Version 14.4.4 (2829)

**Configuration/Touch position - 2/Area Scan (91x131x1):** Measurement grid:  
dx=10mm, dy=10mm  
Maximum value of SAR (interpolated) = 0.190 mW/g


**Configuration/Touch position - 2/Zoom Scan (4x4x2.5mm, graded),  
dist=2mm (9x9x5)/Cube 0:** Measurement grid: dx=4mm, dy=4mm, dz=2.5mm  
Reference Value = 6.385 V/m; Power Drift = 0.23 dB  
Peak SAR (extrapolated) = 0.312 W/kg  
**SAR(1 g) = 0.098 mW/g; SAR(10 g) = 0.034 mW/g**  
Maximum value of SAR (measured) = 0.193 mW/g

	Document <b>Appendix C for the BlackBerry® Smartphone Model</b> <b>RDU71CW/RDE71UW SAR Report</b>			Page <b>67(107)</b>
	Author Data <b>Andrew Becker</b>	Dates of Test <b>Feb 7 – May 25, July 18, 2011</b>	Test Report No <b>RTS-3933-1105-11A</b> <b>RTS-2580-1106-03 Rev2</b>	FCC ID: <b>L6ARDU70CW</b> <b>L6ARDE70UW</b>



0 dB = 0.190mW/g



	Document <b>Appendix C for the BlackBerry® Smartphone Model</b> <b>RDU71CW/RDE71UW SAR Report</b>			Page <b>68(107)</b>
	Author Data <b>Andrew Becker</b>	Dates of Test <b>Feb 7 – May 25, July 18, 2011</b>	Test Report No <b>RTS-3933-1105-11A</b> <b>RTS-2580-1106-03 Rev2</b>	FCC ID: <b>L6ARDU70CW</b> <b>L6ARDE70UW</b>

Date/Time: 5/25/2011 3:56:17 PM, Date/Time: 5/25/2011 4:09:46 PM

Test Laboratory: RIM Testing Services

**15mm\_Spacer\_Back\_802.11a\_upper\_band\_chan\_104\_amb\_temp\_23.3**  
**\_liq\_temp\_21.9C**

**DUT: BlackBerry Smartphone; Type: Sample ; Serial: 32E895E6**


Communication System: 802.11a ; Communication System Band: Upper Band;  
Frequency: 5520 MHz; Communication System PAR: 0 dB  
Medium parameters used:  $f = 5520$  MHz;  $\sigma = 6.002$  mho/m;  $\epsilon_r = 47.104$ ;  $\rho = 1000$  kg/m<sup>3</sup>  
Phantom section: Flat Section  
Measurement Standard: DASYS (IEEE/IEC/ANSI C63.19-2007)


DASY5 Configuration:

- Probe: EX3DV4 - SN3548; ConvF(4.29, 4.29, 4.29); Calibrated: 1/20/2011
- Sensor-Surface: 2mm (Mechanical Surface Detection)
- Electronics: DAE3 Sn473; Calibrated: 1/21/2011
- Phantom: SAM 2; Type: SAM 4.0; Serial: 1080
- Measurement SW: DASY52, Version 52.6 (2); SEMCAD X Version 14.4.4 (2829)


**Configuration/Touch position - 2/Area Scan (91x131x1):** Measurement grid:  
dx=10mm, dy=10mm  
Maximum value of SAR (interpolated) = 0.241 mW/g

**Configuration/Touch position - 2/Zoom Scan (4x4x2.5mm, graded),**  
**dist=2mm (9x9x5)/Cube 0:** Measurement grid: dx=4mm, dy=4mm, dz=2.5mm  
Reference Value = 6.685 V/m; Power Drift = -0.11 dB  
Peak SAR (extrapolated) = 0.413 W/kg  
**SAR(1 g) = 0.125 mW/g; SAR(10 g) = 0.045 mW/g**  
Maximum value of SAR (measured) = 0.240 mW/g

	Document <b>Appendix C for the BlackBerry® Smartphone Model</b> <b>RDU71CW/RDE71UW SAR Report</b>			Page <b>69(107)</b>
	Author Data <b>Andrew Becker</b>	Dates of Test <b>Feb 7 – May 25, July 18, 2011</b>	Test Report No <b>RTS-3933-1105-11A</b> <b>RTS-2580-1106-03 Rev2</b>	FCC ID: <b>L6ARDU70CW</b> <b>L6ARDE70UW</b>



0 dB = 0.240mW/g

	Document <b>Appendix C for the BlackBerry® Smartphone Model</b> <b>RDU71CW/RDE71UW SAR Report</b>			Page <b>70(107)</b>
	Author Data <b>Andrew Becker</b>	Dates of Test <b>Feb 7 – May 25, July 18, 2011</b>	Test Report No <b>RTS-3933-1105-11A</b> <b>RTS-2580-1106-03 Rev2</b>	FCC ID: <b>L6ARDU70CW</b> <b>L6ARDE70UW</b>

Date/Time: 5/25/2011 4:50:30 PM, Date/Time: 5/25/2011 5:04:00 PM

Test Laboratory: RIM Testing Services

**15mm\_Spacer\_Back\_802.11a\_upper\_band\_chan\_149\_amb\_temp\_23.4**  
**\_liq\_temp\_22.0C**

**DUT: BlackBerry Smartphone; Type: Sample ; Serial: 32E895E6**

Communication System: 802.11a ; Communication System Band: Low and Mid Bands;  
Frequency: 5745 MHz; Communication System PAR: 0 dB  
Medium parameters used:  $f = 5745$  MHz;  $\sigma = 6.37$  mho/m;  $\epsilon_r = 45.121$ ;  $\rho = 1000$  kg/m<sup>3</sup>  
Phantom section: Flat Section  
Measurement Standard: DASYS (IEEE/IEC/ANSI C63.19-2007)

DASY5 Configuration:

- Probe: EX3DV4 - SN3548; ConvF(4.08, 4.08, 4.08); Calibrated: 1/20/2011
- Sensor-Surface: 2mm (Mechanical Surface Detection)
- Electronics: DAE3 Sn473; Calibrated: 1/21/2011
- Phantom: SAM 2; Type: SAM 4.0; Serial: 1080
- Measurement SW: DASYS2, Version 52.6 (2); SEMCAD X Version 14.4.4 (2829)

**Configuration/Touch position - 2/Area Scan (91x131x1):** Measurement grid:  
dx=10mm, dy=10mm  
Maximum value of SAR (interpolated) = 0.185 mW/g

**Configuration/Touch position - 2/Zoom Scan (4x4x2.5mm, graded),**  
**dist=2mm (9x9x5)/Cube 0:** Measurement grid: dx=4mm, dy=4mm, dz=2.5mm  
Reference Value = 5.405 V/m; Power Drift = 0.03 dB  
Peak SAR (extrapolated) = 0.277 W/kg  
**SAR(1 g) = 0.085 mW/g; SAR(10 g) = 0.029 mW/g**  
Maximum value of SAR (measured) = 0.168 mW/g


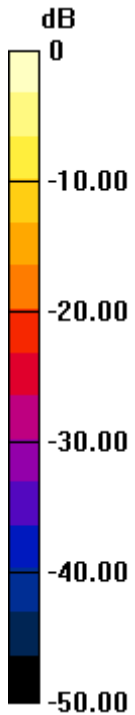
Author Data  
**Andrew Becker**

Dates of Test  
**Feb 7 – May 25, July 18, 2011**


Test Report No  
**RTS-3933-1105-11A**  
**RTS-2580-1106-03 Rev2**

FCC ID:  
**L6ARDU70CW**  
**L6ARDE70UW**

IC ID  
**2503A-RDU70CW**  
**2503A-RDE70UW**



0 dB = 0.170mW/g

	Document <b>Appendix C for the BlackBerry® Smartphone Model</b> <b>RDU71CW/RDE71UW SAR Report</b>			Page <b>72(107)</b>
	Author Data <b>Andrew Becker</b>	Dates of Test <b>Feb 7 – May 25, July 18, 2011</b>	Test Report No <b>RTS-3933-1105-11A</b> <b>RTS-2580-1106-03 Rev2</b>	FCC ID: <b>L6ARDU70CW</b> <b>L6ARDE70UW</b>

Date/Time: 5/25/2011 5:32:01 PM, Date/Time: 5/25/2011 5:45:26 PM

Test Laboratory: RIM Testing Services

**Vertical\_Holster\_Back\_802.11a\_upper\_band\_chan\_104\_amb\_temp\_23.  
4\_liq\_temp\_22.1C**

**DUT: BlackBerry Smartphone; Type: Sample ; Serial: 32E895E6**


Communication System: 802.11a ; Communication System Band: Low and Mid Bands;  
Frequency: 5520 MHz; Communication System PAR: 0 dB  
Medium parameters used:  $f = 5520$  MHz;  $\sigma = 6.002$  mho/m;  $\epsilon_r = 47.104$ ;  $\rho = 1000$  kg/m<sup>3</sup>  
Phantom section: Flat Section  
Measurement Standard: DASYS (IEEE/IEC/ANSI C63.19-2007)


DASY5 Configuration:

- Probe: EX3DV4 - SN3548; ConvF(4.29, 4.29, 4.29); Calibrated: 1/20/2011
- Sensor-Surface: 2mm (Mechanical Surface Detection)
- Electronics: DAE3 Sn473; Calibrated: 1/21/2011
- Phantom: SAM 2; Type: SAM 4.0; Serial: 1080
- Measurement SW: DASYS2, Version 52.6 (2); SEMCAD X Version 14.4.4 (2829)


**Configuration/Touch position - 2/Area Scan (91x131x1):** Measurement grid:  
dx=10mm, dy=10mm  
Maximum value of SAR (interpolated) = 0.193 mW/g

**Configuration/Touch position - 2/Zoom Scan (4x4x2.5mm, graded),  
dist=2mm (9x9x5)/Cube 0:** Measurement grid: dx=4mm, dy=4mm, dz=2.5mm  
Reference Value = 5.547 V/m; Power Drift = -0.20 dB  
Peak SAR (extrapolated) = 0.762 W/kg  
**SAR(1 g) = 0.101 mW/g; SAR(10 g) = 0.037 mW/g**  
Maximum value of SAR (measured) = 0.194 mW/g

	Document <b>Appendix C for the BlackBerry® Smartphone Model</b> <b>RDU71CW/RDE71UW SAR Report</b>			Page <b>73(107)</b>
	Author Data <b>Andrew Becker</b>	Dates of Test <b>Feb 7 – May 25, July 18, 2011</b>	Test Report No <b>RTS-3933-1105-11A</b> <b>RTS-2580-1106-03 Rev2</b>	FCC ID: <b>L6ARDU70CW</b> <b>L6ARDE70UW</b>



0 dB = 0.190mW/g

	Document <b>Appendix C for the BlackBerry® Smartphone Model</b> <b>RDU71CW/RDE71UW SAR Report</b>			Page <b>74(107)</b>
	Author Data <b>Andrew Becker</b>	Dates of Test <b>Feb 7 – May 25, July 18, 2011</b>	Test Report No <b>RTS-3933-1105-11A</b> <b>RTS-2580-1106-03 Rev2</b>	FCC ID: <b>L6ARDU70CW</b> <b>L6ARDE70UW</b>

Date/Time: 5/25/2011 6:22:13 PM, Date/Time: 5/25/2011 6:35:42 PM

Test Laboratory: RIM Testing Services

**15mm\_Spacer\_Front\_802.11a\_upper\_band\_chan\_104\_amb\_temp\_23.5**  
**\_liq\_temp\_22.2C**

**DUT: BlackBerry Smartphone; Type: Sample ; Serial: 32E895E6**

Communication System: 802.11a ; Communication System Band: Low and Mid Bands;  
Frequency: 5520 MHz; Communication System PAR: 0 dB  
Medium parameters used:  $f = 5520$  MHz;  $\sigma = 6.002$  mho/m;  $\epsilon_r = 47.104$ ;  $\rho = 1000$  kg/m<sup>3</sup>  
Phantom section: Flat Section  
Measurement Standard: DASYS (IEEE/IEC/ANSI C63.19-2007)

DASY5 Configuration:

- Probe: EX3DV4 - SN3548; ConvF(4.29, 4.29, 4.29); Calibrated: 1/20/2011
- Sensor-Surface: 2mm (Mechanical Surface Detection)
- Electronics: DAE3 Sn473; Calibrated: 1/21/2011
- Phantom: SAM 2; Type: SAM 4.0; Serial: 1080
- Measurement SW: DASY52, Version 52.6 (2); SEMCAD X Version 14.4.4 (2829)

**Configuration/Touch position - 2/Area Scan (91x131x1):** Measurement grid:  
dx=10mm, dy=10mm  
Maximum value of SAR (interpolated) = 0.016 mW/g

**Configuration/Touch position - 2/Zoom Scan (4x4x2.5mm, graded),**  
**dist=2mm (9x9x5)/Cube 0:** Measurement grid: dx=4mm, dy=4mm, dz=2.5mm  
Reference Value = 1.641 V/m; Power Drift = 1.65 dB  
Peak SAR (extrapolated) = 0.103 W/kg  
**SAR(1 g) = 0.00965 mW/g; SAR(10 g) = 0.00171 mW/g**  
Maximum value of SAR (measured) = 0.020 mW/g




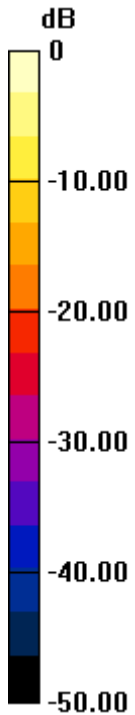
Author Data  
**Andrew Becker**

Dates of Test  
**Feb 7 – May 25, July 18, 2011**


Test Report No  
**RTS-3933-1105-11A**  
**RTS-2580-1106-03 Rev2**

FCC ID:  
**L6ARDU70CW**  
**L6ARDE70UW**

IC ID  
**2503A-RDU70CW**  
**2503A-RDE70UW**



0 dB = 0.020mW/g

	Document <b>Appendix C for the BlackBerry® Smartphone Model</b> <b>RDU71CW/RDE71UW SAR Report</b>			Page <b>76(107)</b>
	Author Data <b>Andrew Becker</b>	Dates of Test <b>Feb 7 – May 25, July 18, 2011</b>	Test Report No <b>RTS-3933-1105-11A</b> <b>RTS-2580-1106-03 Rev2</b>	FCC ID: <b>L6ARDU70CW</b> <b>L6ARDE70UW</b>

Date/Time: 5/25/2011 7:04:03 PM, Date/Time: 5/25/2011 7:17:33 PM

Test Laboratory: RIM Testing Services

**15mm\_Spacer\_Back\_Headset\_802.11a\_upper\_band\_chan\_104\_amb\_temperatures\_liq\_temp\_22.2C**

**DUT: BlackBerry Smartphone; Type: Sample ; Serial: 32E895E6**


Communication System: 802.11a ; Communication System Band: Low and Mid Bands;  
Frequency: 5520 MHz; Communication System PAR: 0 dB  
Medium parameters used:  $f = 5520$  MHz;  $\sigma = 6.002$  mho/m;  $\epsilon_r = 47.104$ ;  $\rho = 1000$  kg/m<sup>3</sup>  
Phantom section: Flat Section  
Measurement Standard: DASYS (IEEE/IEC/ANSI C63.19-2007)

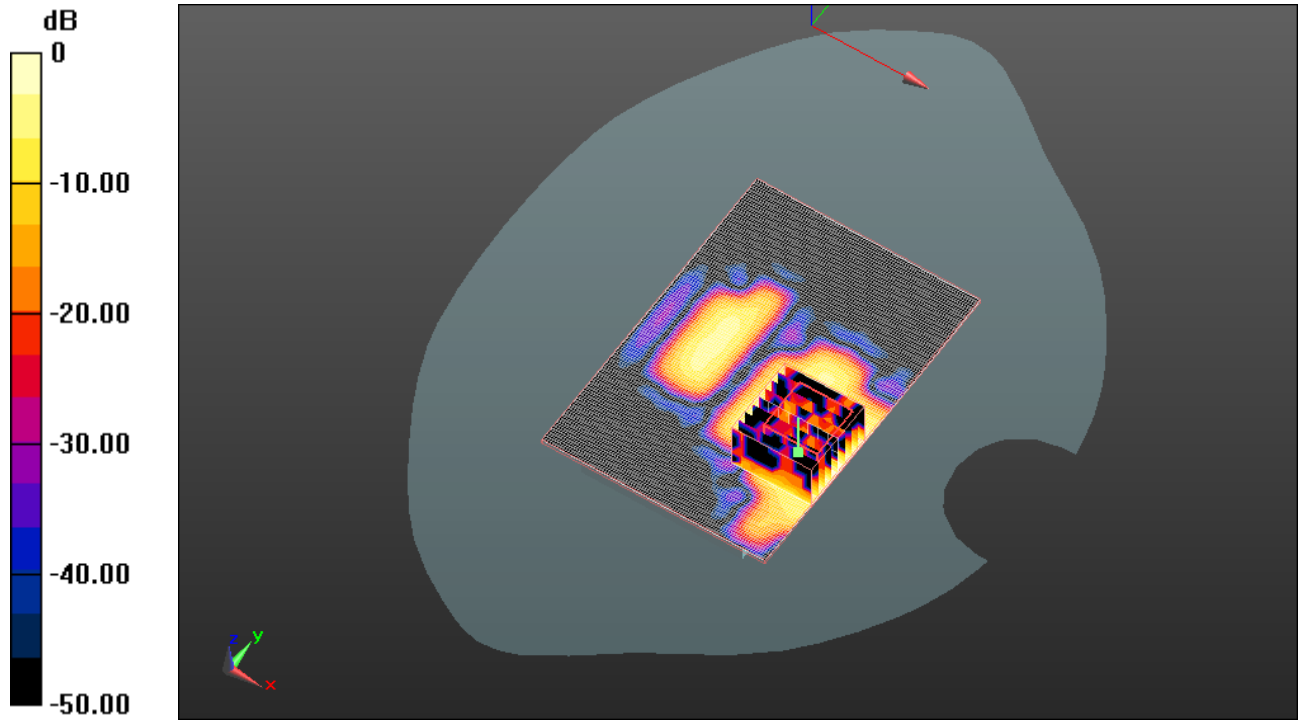
DASY5 Configuration:

- Probe: EX3DV4 - SN3548; ConvF(4.29, 4.29, 4.29); Calibrated: 1/20/2011
- Sensor-Surface: 2mm (Mechanical Surface Detection)
- Electronics: DAE3 Sn473; Calibrated: 1/21/2011
- Phantom: SAM 2; Type: SAM 4.0; Serial: 1080
- Measurement SW: DASYS2, Version 52.6 (2); SEMCAD X Version 14.4.4 (2829)


**Configuration/Touch position - 2/Area Scan (91x131x1):** Measurement grid:  
dx=10mm, dy=10mm  
Maximum value of SAR (interpolated) = 0.249 mW/g

**Configuration/Touch position - 2/Zoom Scan (4x4x2.5mm, graded), dist=2mm (9x9x5)/Cube 0:** Measurement grid: dx=4mm, dy=4mm, dz=2.5mm  
Reference Value = 7.172 V/m; Power Drift = 0.09 dB  
Peak SAR (extrapolated) = 1.197 W/kg  
**SAR(1 g) = 0.124 mW/g; SAR(10 g) = 0.043 mW/g**  
Maximum value of SAR (measured) = 0.238 mW/g

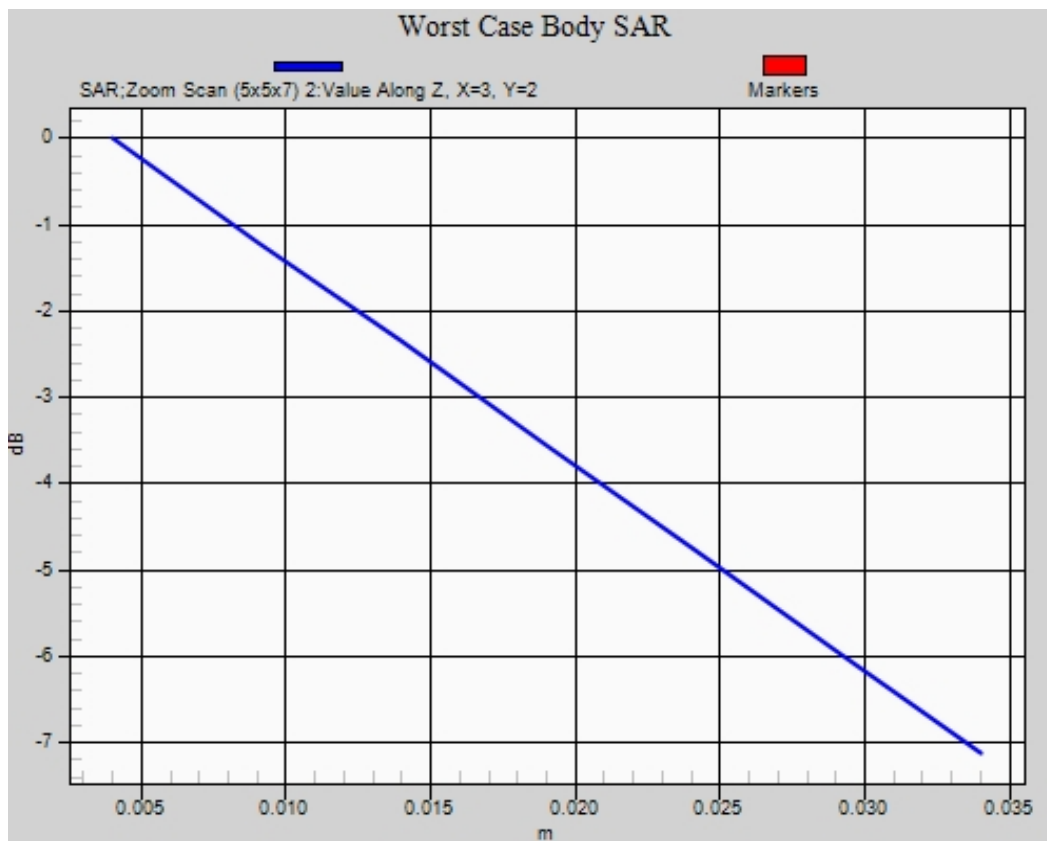
	Document <b>Appendix C for the BlackBerry® Smartphone Model          RDU71CW/RDE71UW SAR Report</b>			Page <b>77(107)</b>
	Author Data <b>Andrew Becker</b>	Dates of Test <b>Feb 7 – May 25, July 18,          2011</b>	Test Report No <b>RTS-3933-1105-11A          RTS-2580-1106-03 Rev2</b>	FCC ID: <b>L6ARDU70CW          L6ARDE70UW</b>




0 dB = 0.240mW/g

	Document <b>Appendix C for the BlackBerry® Smartphone Model</b> <b>RDU71CW/RDE71UW SAR Report</b>			Page <b>78(107)</b>
	Author Data <b>Andrew Becker</b>	Dates of Test <b>Feb 7 – May 25, July 18, 2011</b>	Test Report No <b>RTS-3933-1105-11A</b> <b>RTS-2580-1106-03 Rev2</b>	FCC ID: <b>L6ARDU70CW</b> <b>L6ARDE70UW</b>

**Z axis plot for the worst case body configuration:**



	Document <b>Appendix C for the BlackBerry® Smartphone Model</b> <b>RDU71CW/RDE71UW SAR Report</b>			Page <b>79(107)</b>
	Author Data <b>Andrew Becker</b>	Dates of Test <b>Feb 7 – May 25, July 18, 2011</b>	Test Report No <b>RTS-3933-1105-11A</b> <b>RTS-2580-1106-03 Rev2</b>	FCC ID: <b>L6ARDU70CW</b> <b>L6ARDE70UW</b>

Date/Time: 3/8/2011 6:23:27 PM, Date/Time: 3/8/2011 6:29:24 PM

Test Laboratory: RIM Testing Services

**15mm\_Spacer\_Back\_UMTS\_band\_V\_mid\_chan\_amb\_temp\_23.2C\_liq\_t  
emp\_21.8C**

**DUT: BlackBerry Smartphone; Type: Sample ; Serial: 2618EEE2**

Communication System: WCDMA FDD V; Frequency: 836.4 MHz; Communication System PAR: 0 dB

Medium parameters used (interpolated):  $f = 836.4$  MHz;  $\sigma = 1.016$  mho/m;  $\epsilon_r = 52.425$ ;  $\rho = 1000$  kg/m<sup>3</sup>

Phantom section: Flat Section

Measurement Standard: DASY5 (IEEE/IEC/ANSI C63.19-2007)

DASY5 Configuration:

- Probe: ES3DV3 - SN3225; ConvF(6.12, 6.12, 6.12); Calibrated: 1/13/2011
- Sensor-Surface: 4mm (Mechanical Surface Detection)
- Electronics: DAE4 Sn881; Calibrated: 4/19/2010
- Phantom: SAM 2; Type: SAM 4.0; Serial: 1080
- Measurement SW: DASY52, Version 52.6 (2); SEMCAD X Version 14.4.4 (2829)

**Configuration/Body/Area Scan (51x91x1):** Measurement grid: dx=15mm, dy=15mm

[Info: Interpolated medium parameters used for SAR evaluation.](#)

Maximum value of SAR (interpolated) = 0.713 mW/g


**Configuration/Body/Zoom Scan (5x5x7) (5x5x7)/Cube 0:** Measurement grid:

dx=7.5mm, dy=7.5mm, dz=5mm

Reference Value = 26.188 V/m; Power Drift = 0.07 dB

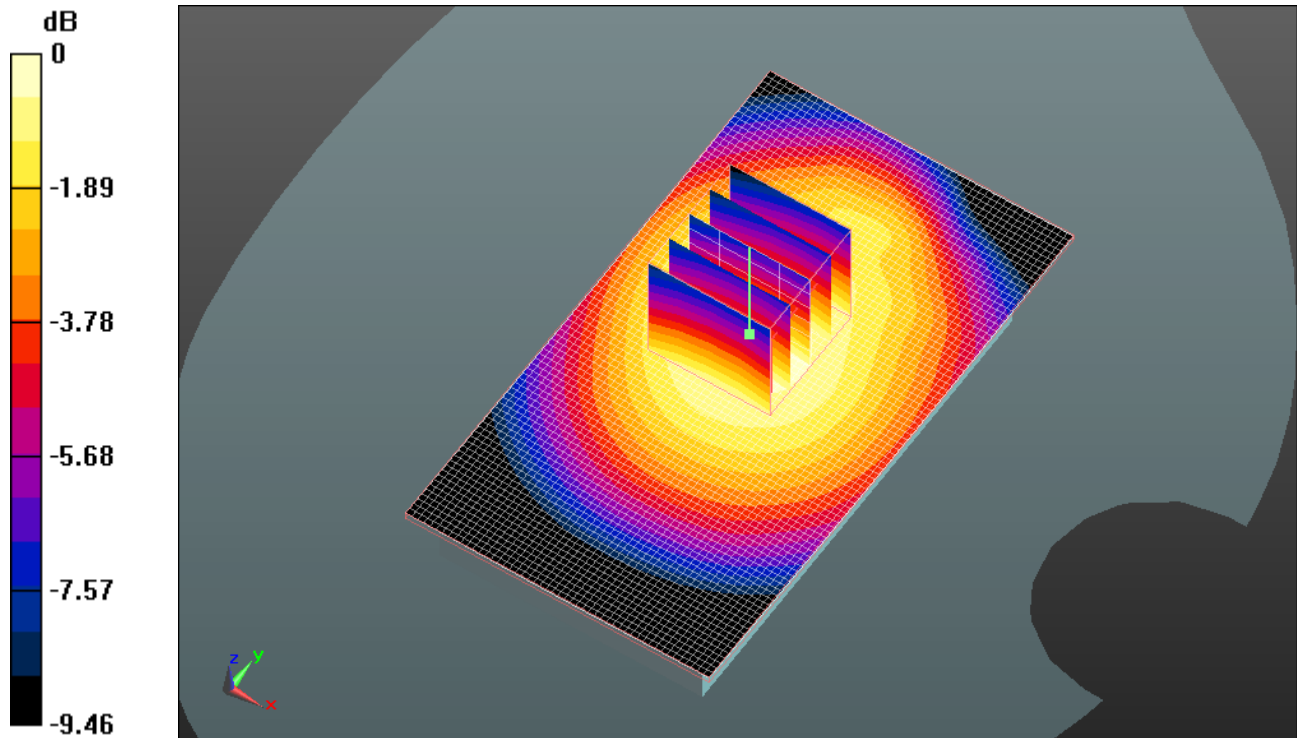
Peak SAR (extrapolated) = 0.925 W/kg

**SAR(1 g) = 0.695 mW/g; SAR(10 g) = 0.508 mW/g**


	Document <b>Appendix C for the BlackBerry® Smartphone Model</b> <b>RDU71CW/RDE71UW SAR Report</b>			Page <b>80(107)</b>
	Author Data <b>Andrew Becker</b>	Dates of Test <b>Feb 7 – May 25, July 18, 2011</b>	Test Report No <b>RTS-3933-1105-11A</b> <b>RTS-2580-1106-03 Rev2</b>	FCC ID: <b>L6ARDU70CW</b> <b>L6ARDE70UW</b>

Info: Interpolated medium parameters used for SAR evaluation.

Maximum value of SAR (measured) = 0.732 mW/g



0 dB = 0.730mW/g

	Document <b>Appendix C for the BlackBerry® Smartphone Model</b> <b>RDU71CW/RDE71UW SAR Report</b>			Page <b>81(107)</b>
	Author Data <b>Andrew Becker</b>	Dates of Test <b>Feb 7 – May 25, July 18, 2011</b>	Test Report No <b>RTS-3933-1105-11A</b> <b>RTS-2580-1106-03 Rev2</b>	FCC ID: <b>L6ARDU70CW</b> <b>L6ARDE70UW</b>

Date/Time: 3/8/2011 6:37:33 PM, Date/Time: 3/8/2011 6:43:29 PM

Test Laboratory: RIM Testing Services

## Vertical\_Holster\_Back\_UMTS\_band\_V\_mid\_chan\_amb\_temp\_23.2C\_liq \_temp\_21.8C

**DUT: BlackBerry Smartphone; Type: Sample ; Serial: 2618EEE2**

Communication System: WCDMA FDD V; Frequency: 836.4 MHz; Communication System PAR: 0 dB

Medium parameters used (interpolated):  $f = 836.4$  MHz;  $\sigma = 1.016$  mho/m;  $\epsilon_r = 52.425$ ;  $\rho = 1000$  kg/m<sup>3</sup>

Phantom section: Flat Section

Measurement Standard: DASYS (IEEE/IEC/ANSI C63.19-2007)

DASY5 Configuration:

- Probe: ES3DV3 - SN3225; ConvF(6.12, 6.12, 6.12); Calibrated: 1/13/2011
- Sensor-Surface: 4mm (Mechanical Surface Detection)
- Electronics: DAE4 Sn881; Calibrated: 4/19/2010
- Phantom: SAM 2; Type: SAM 4.0; Serial: 1080
- Measurement SW: DASY52, Version 52.6 (2); SEMCAD X Version 14.4.4 (2829)

**Configuration/Body/Area Scan (51x91x1):** Measurement grid: dx=15mm, dy=15mm

[Info: Interpolated medium parameters used for SAR evaluation.](#)

Maximum value of SAR (interpolated) = 0.662 mW/g

**Configuration/Body/Zoom Scan (5x5x7) (5x5x7)/Cube 0:** Measurement grid:

dx=7.5mm, dy=7.5mm, dz=5mm

Reference Value = 25.082 V/m; Power Drift = -0.06 dB

Peak SAR (extrapolated) = 0.796 W/kg

**SAR(1 g) = 0.616 mW/g; SAR(10 g) = 0.457 mW/g**

[Info: Interpolated medium parameters used for SAR evaluation.](#)

Maximum value of SAR (measured) = 0.650 mW/g



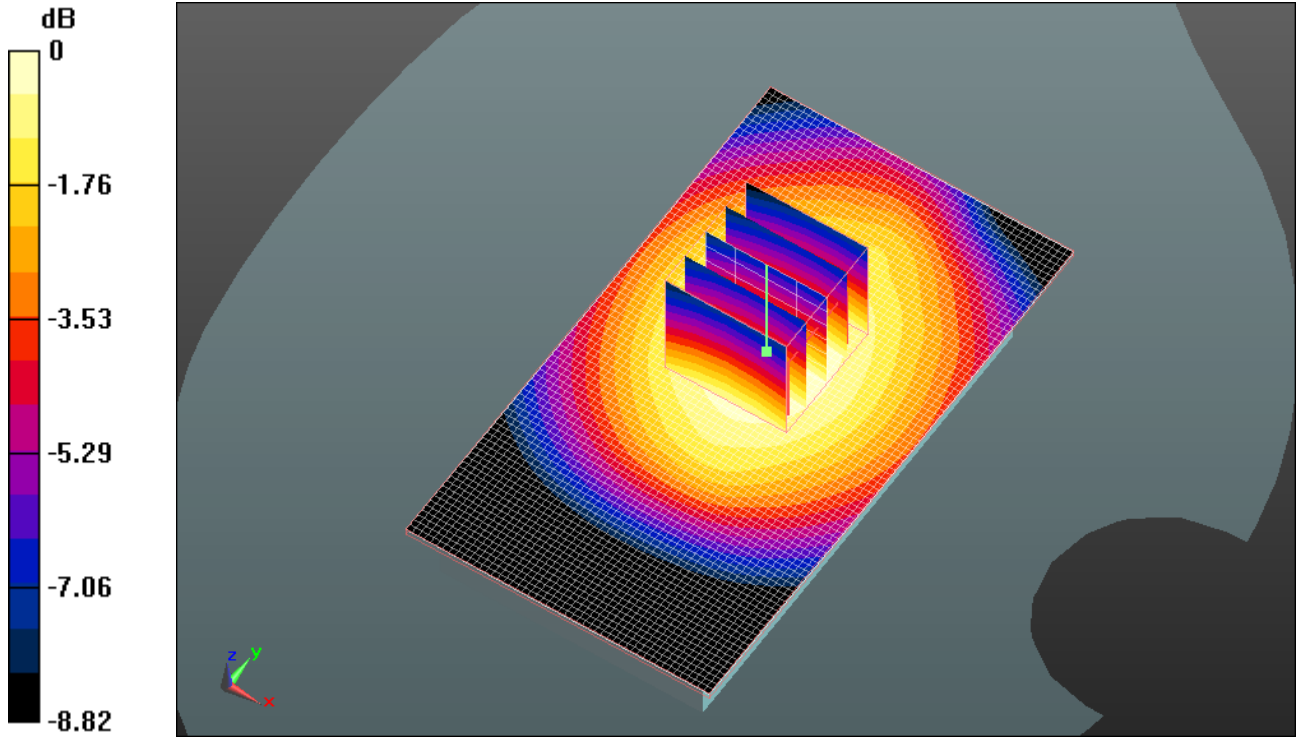
Author Data  
**Andrew Becker**

Dates of Test  
**Feb 7 – May 25, July 18,  
2011**


Test Report No  
**RTS-3933-1105-11A  
RTS-2580-1106-03 Rev2**

FCC ID:  
**L6ARDU70CW  
L6ARDE70UW**

IC ID  
**2503A-RDU70CW  
2503A-RDE70UW**



0 dB = 0.650mW/g

	Document <b>Appendix C for the BlackBerry® Smartphone Model</b> <b>RDU71CW/RDE71UW SAR Report</b>			Page <b>83(107)</b>
	Author Data <b>Andrew Becker</b>	Dates of Test <b>Feb 7 – May 25, July 18, 2011</b>	Test Report No <b>RTS-3933-1105-11A</b> <b>RTS-2580-1106-03 Rev2</b>	FCC ID: <b>L6ARDU70CW</b> <b>L6ARDE70UW</b>

Date/Time: 3/8/2011 6:55:11 PM, Date/Time: 3/8/2011 7:01:08 PM

Test Laboratory: RIM Testing Services

**15mm\_Spacer\_Front\_UMTS\_band\_V\_mid\_chan\_amb\_temp\_23.2C\_liq\_t  
emp\_21.7C**

**DUT: BlackBerry Smartphone; Type: Sample ; Serial: 2618EEE2**

Communication System: WCDMA FDD V; Frequency: 836.4 MHz; Communication System PAR: 0 dB

Medium parameters used (interpolated):  $f = 836.4$  MHz;  $\sigma = 1.016$  mho/m;  $\epsilon_r = 52.425$ ;  $\rho = 1000$  kg/m<sup>3</sup>

Phantom section: Flat Section

Measurement Standard: DASYS (IEEE/IEC/ANSI C63.19-2007)

DASY5 Configuration:

- Probe: ES3DV3 - SN3225; ConvF(6.12, 6.12, 6.12); Calibrated: 1/13/2011
- Sensor-Surface: 4mm (Mechanical Surface Detection)
- Electronics: DAE4 Sn881; Calibrated: 4/19/2010
- Phantom: SAM 2; Type: SAM 4.0; Serial: 1080
- Measurement SW: DASY52, Version 52.6 (2); SEMCAD X Version 14.4.4 (2829)

**Configuration/Body/Area Scan (51x91x1):** Measurement grid: dx=15mm, dy=15mm

[Info: Interpolated medium parameters used for SAR evaluation.](#)

Maximum value of SAR (interpolated) = 0.448 mW/g

**Configuration/Body/Zoom Scan (5x5x7) (5x5x7)/Cube 0:** Measurement grid: dx=7.5mm, dy=7.5mm, dz=5mm


Reference Value = 17.941 V/m; Power Drift = 0.33 dB

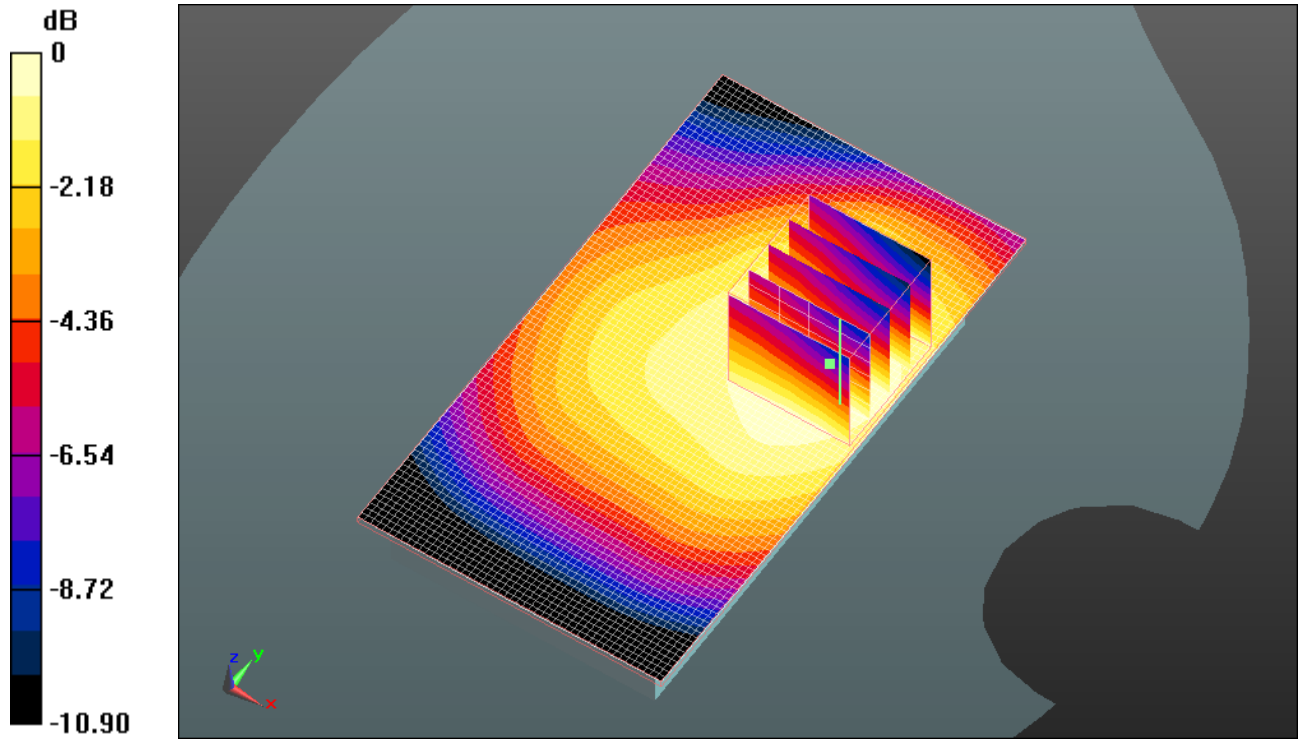
Peak SAR (extrapolated) = 0.589 W/kg

**SAR(1 g) = 0.420 mW/g; SAR(10 g) = 0.306 mW/g**


[Info: Interpolated medium parameters used for SAR evaluation.](#)

Maximum value of SAR (measured) = 0.441 mW/g

	Document <b>Appendix C for the BlackBerry® Smartphone Model          RDU71CW/RDE71UW SAR Report</b>			Page <b>84(107)</b>
	Author Data <b>Andrew Becker</b>	Dates of Test <b>Feb 7 – May 25, July 18,          2011</b>	Test Report No <b>RTS-3933-1105-11A          RTS-2580-1106-03 Rev2</b>	FCC ID: <b>L6ARDU70CW          L6ARDE70UW</b>



0 dB = 0.440mW/g

	Document <b>Appendix C for the BlackBerry® Smartphone Model</b> <b>RDU71CW/RDE71UW SAR Report</b>			Page <b>85(107)</b>
	Author Data <b>Andrew Becker</b>	Dates of Test <b>Feb 7 – May 25, July 18, 2011</b>	Test Report No <b>RTS-3933-1105-11A</b> <b>RTS-2580-1106-03 Rev2</b>	FCC ID: <b>L6ARDU70CW</b> <b>L6ARDE70UW</b>

Date/Time: 3/8/2011 7:09:10 PM, Date/Time: 3/8/2011 7:15:06 PM

Test Laboratory: RIM Testing Services

**15mm\_Spacer\_Back\_HS#1\_UMTS\_band\_V\_mid\_chan\_amb\_temp\_23.1**  
**C\_liq\_temp\_21.6C**

**DUT: BlackBerry Smartphone; Type: Sample ; Serial: 2618EEE2**

Communication System: WCDMA FDD V; Frequency: 836.4 MHz; Communication System PAR: 0 dB

Medium parameters used (interpolated):  $f = 836.4$  MHz;  $\sigma = 1.016$  mho/m;  $\epsilon_r = 52.425$ ;  $\rho = 1000$  kg/m<sup>3</sup>

Phantom section: Flat Section

Measurement Standard: DASYS5 (IEEE/IEC/ANSI C63.19-2007)

DASY5 Configuration:

- Probe: ES3DV3 - SN3225; ConvF(6.12, 6.12, 6.12); Calibrated: 1/13/2011
- Sensor-Surface: 4mm (Mechanical Surface Detection)
- Electronics: DAE4 Sn881; Calibrated: 4/19/2010
- Phantom: SAM 2; Type: SAM 4.0; Serial: 1080
- Measurement SW: DASY52, Version 52.6 (2); SEMCAD X Version 14.4.4 (2829)

**Configuration/Body/Area Scan (51x91x1):** Measurement grid: dx=15mm, dy=15mm

[Info: Interpolated medium parameters used for SAR evaluation.](#)

Maximum value of SAR (interpolated) = 0.684 mW/g


**Configuration/Body/Zoom Scan (5x5x7) (5x5x7)/Cube 0:** Measurement grid:

dx=7.5mm, dy=7.5mm, dz=5mm

Reference Value = 25.045 V/m; Power Drift = 0.10 dB

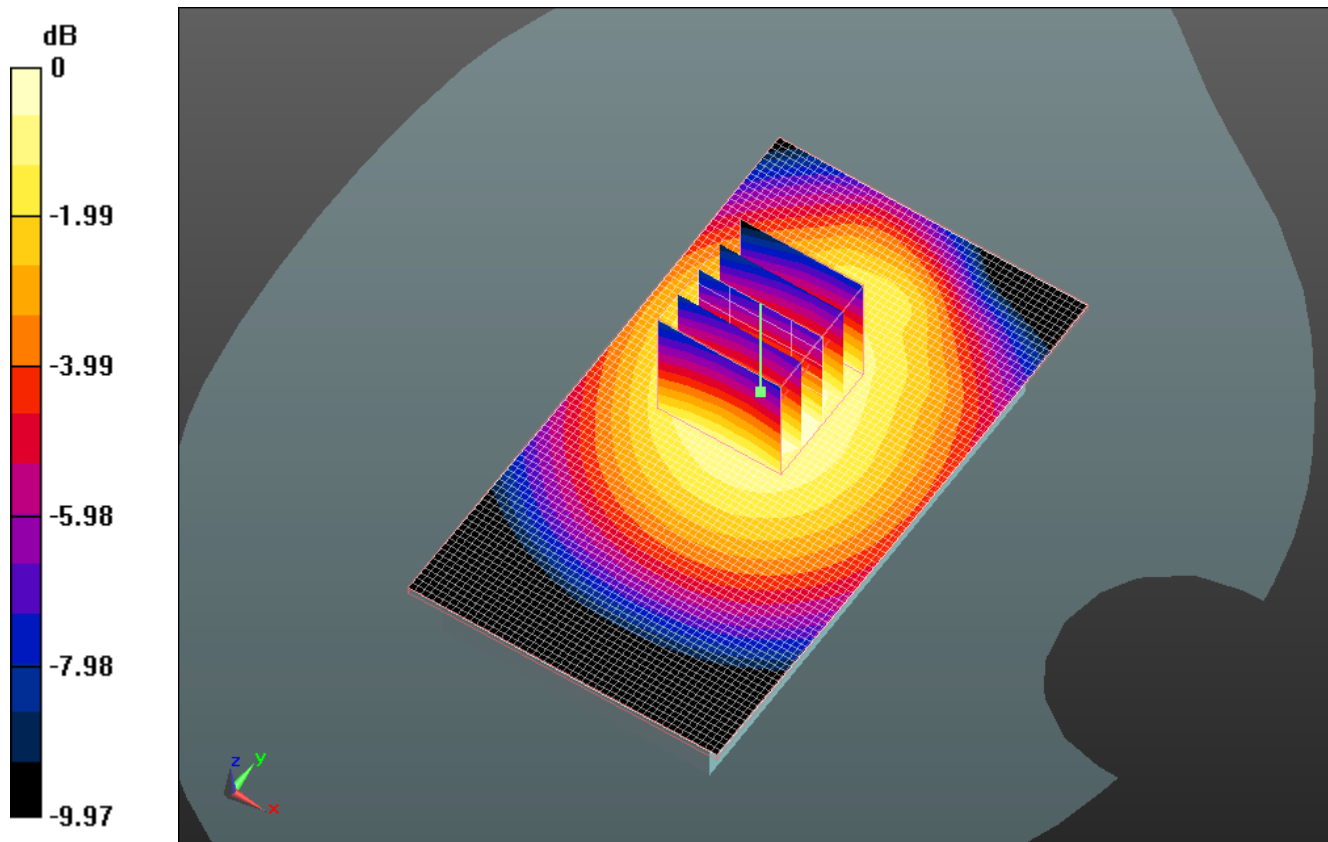
Peak SAR (extrapolated) = 0.895 W/kg

**SAR(1 g) = 0.657 mW/g; SAR(10 g) = 0.477 mW/g**


	Document <b>Appendix C for the BlackBerry® Smartphone Model</b> <b>RDU71CW/RDE71UW SAR Report</b>			Page <b>86(107)</b>
	Author Data <b>Andrew Becker</b>	Dates of Test <b>Feb 7 – May 25, July 18, 2011</b>	Test Report No <b>RTS-3933-1105-11A</b> <b>RTS-2580-1106-03 Rev2</b>	FCC ID: <b>L6ARDU70CW</b> <b>L6ARDE70UW</b>

Info: Interpolated medium parameters used for SAR evaluation.

Maximum value of SAR (measured) = 0.697 mW/g



0 dB = 0.700mW/g

	Document <b>Appendix C for the BlackBerry® Smartphone Model</b> <b>RDU71CW/RDE71UW SAR Report</b>			Page <b>87(107)</b>
	Author Data <b>Andrew Becker</b>	Dates of Test <b>Feb 7 – May 25, July 18, 2011</b>	Test Report No <b>RTS-3933-1105-11A</b> <b>RTS-2580-1106-03 Rev2</b>	FCC ID: <b>L6ARDU70CW</b> <b>L6ARDE70UW</b>

Date/Time: 3/8/2011 7:22:54 PM, Date/Time: 3/8/2011 7:28:52 PM

Test Laboratory: RIM Testing Services

**15mm\_Spacer\_Back\_HS#2\_UMTS\_band\_V\_mid\_chan\_amb\_temp\_23.3**  
**C\_liq\_temp\_21.8C**

**DUT: BlackBerry Smartphone; Type: Sample ; Serial: 2618EEE2**

Communication System: WCDMA FDD V; Frequency: 836.4 MHz; Communication System PAR: 0 dB  
Medium parameters used (interpolated):  $f = 836.4$  MHz;  $\sigma = 1.016$  mho/m;  $\epsilon_r = 52.425$ ;  $\rho = 1000$  kg/m<sup>3</sup>  
Phantom section: Flat Section  
Measurement Standard: DASYS (IEEE/IEC/ANSI C63.19-2007)

DASY5 Configuration:

- Probe: ES3DV3 - SN3225; ConvF(6.12, 6.12, 6.12); Calibrated: 1/13/2011
- Sensor-Surface: 4mm (Mechanical Surface Detection)
- Electronics: DAE4 Sn881; Calibrated: 4/19/2010
- Phantom: SAM 2; Type: SAM 4.0; Serial: 1080
- Measurement SW: DASY52, Version 52.6 (2); SEMCAD X Version 14.4.4 (2829)

**Configuration/Body/Area Scan (51x91x1):** Measurement grid: dx=15mm, dy=15mm

[Info: Interpolated medium parameters used for SAR evaluation.](#)

Maximum value of SAR (interpolated) = 0.611 mW/g


**Configuration/Body/Zoom Scan (5x5x7) (5x5x7)/Cube 0:** Measurement grid:

dx=7.5mm, dy=7.5mm, dz=5mm

Reference Value = 23.501 V/m; Power Drift = 0.17 dB

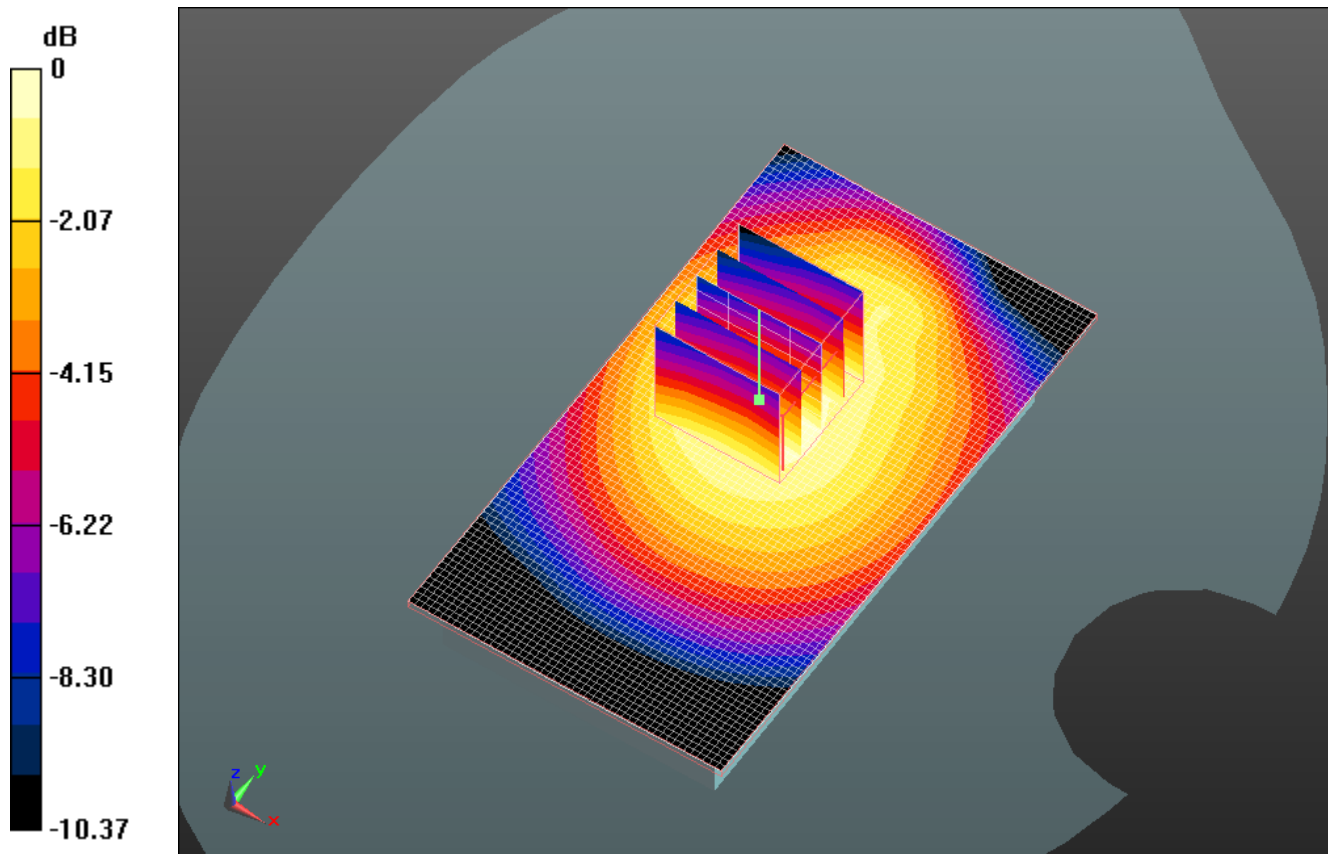
Peak SAR (extrapolated) = 0.789 W/kg

**SAR(1 g) = 0.587 mW/g; SAR(10 g) = 0.426 mW/g**

	Document <b>Appendix C for the BlackBerry® Smartphone Model</b> <b>RDU71CW/RDE71UW SAR Report</b>			Page <b>88(107)</b>
	Author Data <b>Andrew Becker</b>	Dates of Test <b>Feb 7 – May 25, July 18, 2011</b>	Test Report No <b>RTS-3933-1105-11A</b> <b>RTS-2580-1106-03 Rev2</b>	FCC ID: <b>L6ARDU70CW</b> <b>L6ARDE70UW</b>


Info: Interpolated medium parameters used for SAR evaluation.

Maximum value of SAR (measured) = 0.618 mW/g



0 dB = 0.620mW/g



	Document <b>Appendix C for the BlackBerry® Smartphone Model</b> <b>RDU71CW/RDE71UW SAR Report</b>			Page <b>89(107)</b>
	Author Data <b>Andrew Becker</b>	Dates of Test <b>Feb 7 – May 25, July 18, 2011</b>	Test Report No <b>RTS-3933-1105-11A</b> <b>RTS-2580-1106-03 Rev2</b>	FCC ID: <b>L6ARDU70CW</b> <b>L6ARDE70UW</b>

Date/Time: 3/8/2011 7:36:06 PM, Date/Time: 3/8/2011 7:42:02 PM

Test Laboratory: RIM Testing Services

**15mm\_Spacer\_Back\_HS#3\_UMTS\_band\_V\_mid\_chan\_amb\_temp\_23.3**  
**C\_liq\_temp\_21.8C**

**DUT: BlackBerry Smartphone; Type: Sample ; Serial: 2618EEE2**

Communication System: WCDMA FDD V; Frequency: 836.4 MHz; Communication System PAR: 0 dB

Medium parameters used (interpolated):  $f = 836.4$  MHz;  $\sigma = 1.016$  mho/m;  $\epsilon_r = 52.425$ ;  $\rho = 1000$  kg/m<sup>3</sup>

Phantom section: Flat Section

Measurement Standard: DASYS5 (IEEE/IEC/ANSI C63.19-2007)

DASY5 Configuration:

- Probe: ES3DV3 - SN3225; ConvF(6.12, 6.12, 6.12); Calibrated: 1/13/2011
- Sensor-Surface: 4mm (Mechanical Surface Detection)
- Electronics: DAE4 Sn881; Calibrated: 4/19/2010
- Phantom: SAM 2; Type: SAM 4.0; Serial: 1080
- Measurement SW: DASY52, Version 52.6 (2); SEMCAD X Version 14.4.4 (2829)

**Configuration/Body/Area Scan (51x91x1):** Measurement grid: dx=15mm, dy=15mm

[Info: Interpolated medium parameters used for SAR evaluation.](#)

Maximum value of SAR (interpolated) = 0.646 mW/g


**Configuration/Body/Zoom Scan (5x5x7) (5x5x7)/Cube 0:** Measurement grid:

dx=7.5mm, dy=7.5mm, dz=5mm

Reference Value = 24.142 V/m; Power Drift = 0.20 dB

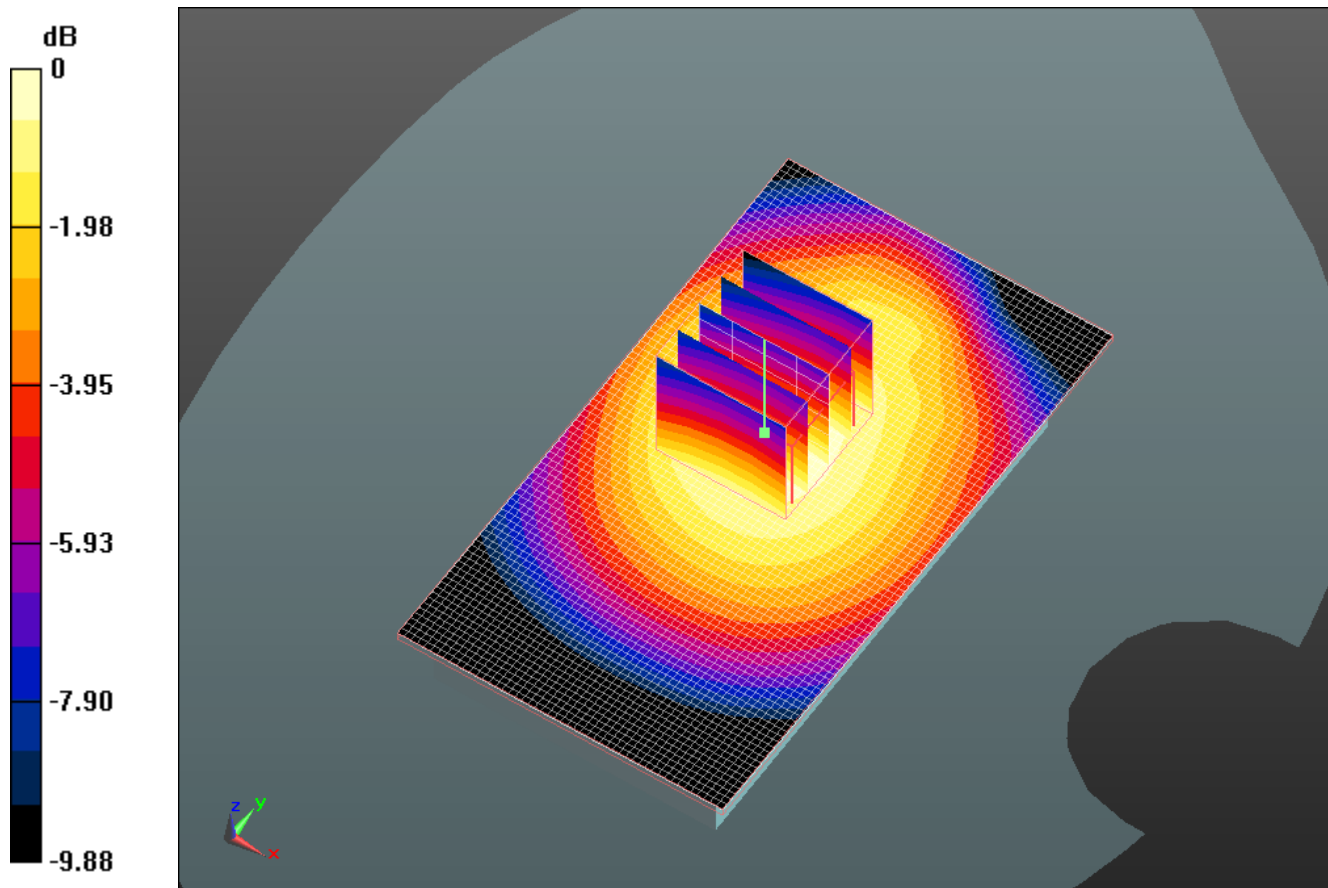
Peak SAR (extrapolated) = 0.823 W/kg

**SAR(1 g) = 0.614 mW/g; SAR(10 g) = 0.449 mW/g**


	Document <b>Appendix C for the BlackBerry® Smartphone Model</b> <b>RDU71CW/RDE71UW SAR Report</b>			Page <b>90(107)</b>
	Author Data <b>Andrew Becker</b>	Dates of Test <b>Feb 7 – May 25, July 18, 2011</b>	Test Report No <b>RTS-3933-1105-11A</b> <b>RTS-2580-1106-03 Rev2</b>	FCC ID: <b>L6ARDU70CW</b> <b>L6ARDE70UW</b>

Info: Interpolated medium parameters used for SAR evaluation.

Maximum value of SAR (measured) = 0.648 mW/g



0 dB = 0.650mW/g

	Document <b>Appendix C for the BlackBerry® Smartphone Model</b> <b>RDU71CW/RDE71UW SAR Report</b>			Page <b>91(107)</b>
	Author Data <b>Andrew Becker</b>	Dates of Test <b>Feb 7 – May 25, July 18, 2011</b>	Test Report No <b>RTS-3933-1105-11A</b> <b>RTS-2580-1106-03 Rev2</b>	FCC ID: <b>L6ARDU70CW</b> <b>L6ARDE70UW</b>

Date/Time: 4/20/2011 8:19:18 PM, Date/Time: 4/20/2011 8:26:24 PM, Date/Time: 4/20/2011 8:32:22 PM

Test Laboratory: RIM Testing Services

**15mm\_Spacer\_Back\_UMTS\_band\_V\_mid\_chan\_amb\_temp\_23.4\_liq\_temp\_22.3C**

**DUT: BlackBerry Smartphone; Type: Sample ; Serial: 272B6150**

Communication System: WCDMA FDD V; Frequency: 836.4 MHz; Communication System PAR: 0 dB

Medium parameters used (interpolated):  $f = 836.4$  MHz;  $\sigma = 0.976$  mho/m;  $\epsilon_r = 53.628$ ;  $\rho = 1000$  kg/m<sup>3</sup>

Phantom section: Flat Section

Measurement Standard: DASYS (IEEE/IEC/ANSI C63.19-2007)

DASY5 Configuration:

- Probe: ES3DV3 - SN3225; ConvF(6.3, 6.3, 6.3); Calibrated: 1/13/2011
- Sensor-Surface: 4mm (Mechanical Surface Detection)
- Electronics: DAE3 Sn473; Calibrated: 1/21/2011
- Phantom: SAM 2; Type: SAM 4.0; Serial: 1080
- Measurement SW: DASY52, Version 52.6 (2); SEMCAD X Version 14.4.4 (2829)

**Configuration/Touch position -/Area Scan (61x91x1):** Measurement grid: dx=15mm, dy=15mm

[Info: Interpolated medium parameters used for SAR evaluation.](#)

Maximum value of SAR (interpolated) = 0.800 mW/g

**Configuration/Touch position -/Zoom Scan (5x5x7) (5x5x7)/Cube 0:**


Measurement grid: dx=7.5mm, dy=7.5mm, dz=5mm

Reference Value = 28.611 V/m; Power Drift = -0.13 dB

Peak SAR (extrapolated) = 0.988 W/kg

**SAR(1 g) = 0.751 mW/g; SAR(10 g) = 0.559 mW/g**

[Info: Interpolated medium parameters used for SAR evaluation.](#)

	Document <b>Appendix C for the BlackBerry® Smartphone Model</b> <b>RDU71CW/RDE71UW SAR Report</b>			Page <b>92(107)</b>
	Author Data <b>Andrew Becker</b>	Dates of Test <b>Feb 7 – May 25, July 18, 2011</b>	Test Report No <b>RTS-3933-1105-11A</b> <b>RTS-2580-1106-03 Rev2</b>	FCC ID: <b>L6ARDU70CW</b> <b>L6ARDE70UW</b>

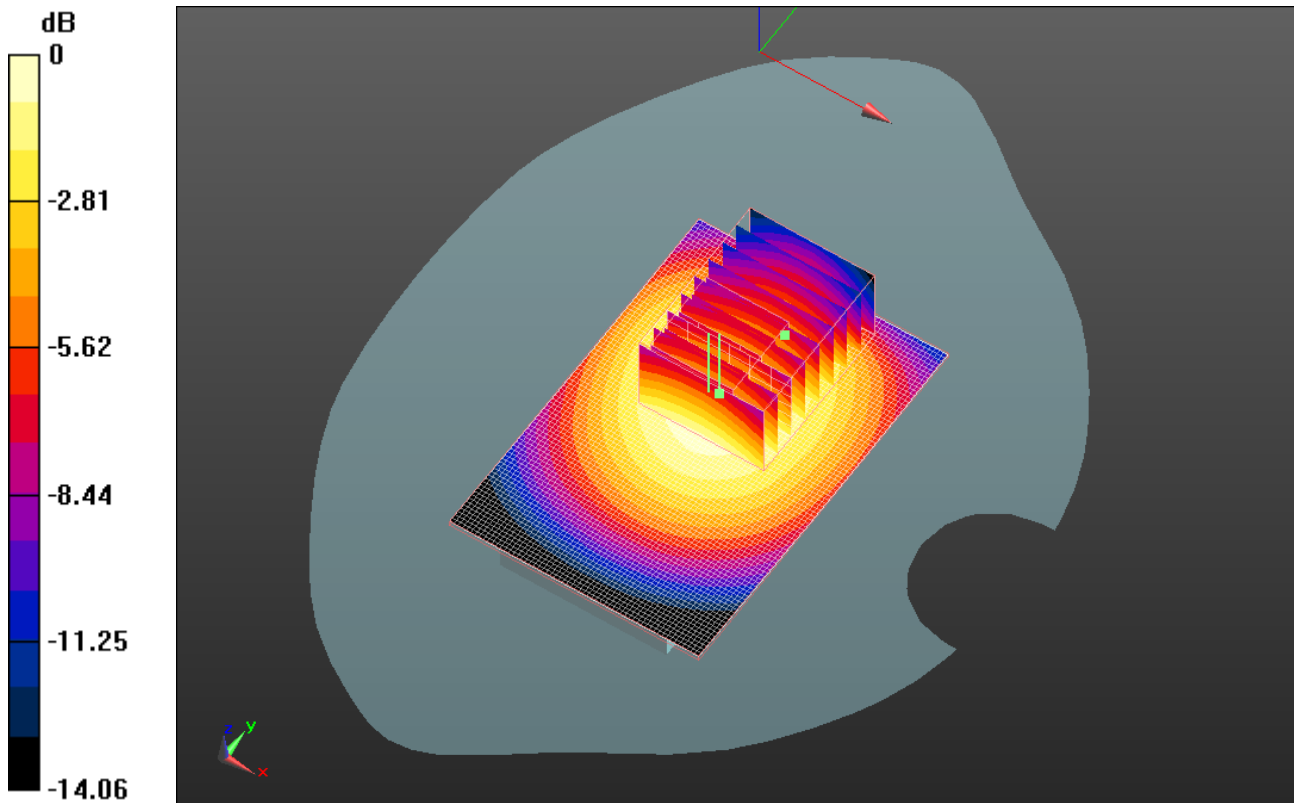
Maximum value of SAR (measured) = 0.788 mW/g

**Configuration/Touch position -/Zoom Scan (5x5x7) 2 (7x9x7)/Cube 0:**


Measurement grid: dx=7.5mm, dy=7.5mm, dz=5mm  
 Reference Value = 28.611 V/m; Power Drift = -0.16 dB  
 Peak SAR (extrapolated) = 1.004 W/kg  
**SAR(1 g) = 0.755 mW/g; SAR(10 g) = 0.557 mW/g**

[Info: Interpolated medium parameters used for SAR evaluation.](#)

Maximum value of SAR (measured) = 0.795 mW/g



0 dB = 0.790mW/g

	Document <b>Appendix C for the BlackBerry® Smartphone Model</b> <b>RDU71CW/RDE71UW SAR Report</b>			Page <b>93(107)</b>
	Author Data <b>Andrew Becker</b>	Dates of Test <b>Feb 7 – May 25, July 18, 2011</b>	Test Report No <b>RTS-3933-1105-11A</b> <b>RTS-2580-1106-03 Rev2</b>	FCC ID: <b>L6ARDU70CW</b> <b>L6ARDE70UW</b>

Date/Time: 2/28/2011 11:07:39 PM, Date/Time: 2/28/2011 11:13:36 PM

Test Laboratory: RIM Testing Services

**15mm\_Spacer\_Back\_UMTS\_band\_II\_low\_chan\_amb\_temp\_23.3C\_liq\_t  
emp\_21.9C**

**DUT: BlackBerry Smartphone; Type: Sample ; Serial: 2618EEE2**

Communication System: WCDMA FDD II; Frequency: 1852.4 MHz; Communication System PAR: 0 dB

Medium parameters used (interpolated):  $f = 1852.4$  MHz;  $\sigma = 1.539$  mho/m;  $\epsilon_r = 51.464$ ;  $\rho = 1000$  kg/m<sup>3</sup>

Phantom section: Flat Section

Measurement Standard: DASYS (IEEE/IEC/ANSI C63.19-2007)

DASY5 Configuration:

- Probe: ES3DV3 - SN3225; ConvF(4.88, 4.88, 4.88); Calibrated: 1/13/2011
- Sensor-Surface: 4mm (Mechanical Surface Detection)
- Electronics: DAE4 Sn881; Calibrated: 4/19/2010
- Phantom: SAM 2; Type: SAM 4.0; Serial: 1080
- Measurement SW: DASY52, Version 52.6 (2); SEMCAD X Version 14.4.4 (2829)

**Configuration/Body/Area Scan (51x91x1):** Measurement grid: dx=15mm, dy=15mm

[Info: Interpolated medium parameters used for SAR evaluation.](#)

Maximum value of SAR (interpolated) = 0.877 mW/g

**Configuration/Body/Zoom Scan (5x5x7) (5x5x7)/Cube 0:** Measurement grid:

dx=7.5mm, dy=7.5mm, dz=5mm


Reference Value = 14.566 V/m; Power Drift = 0.06 dB

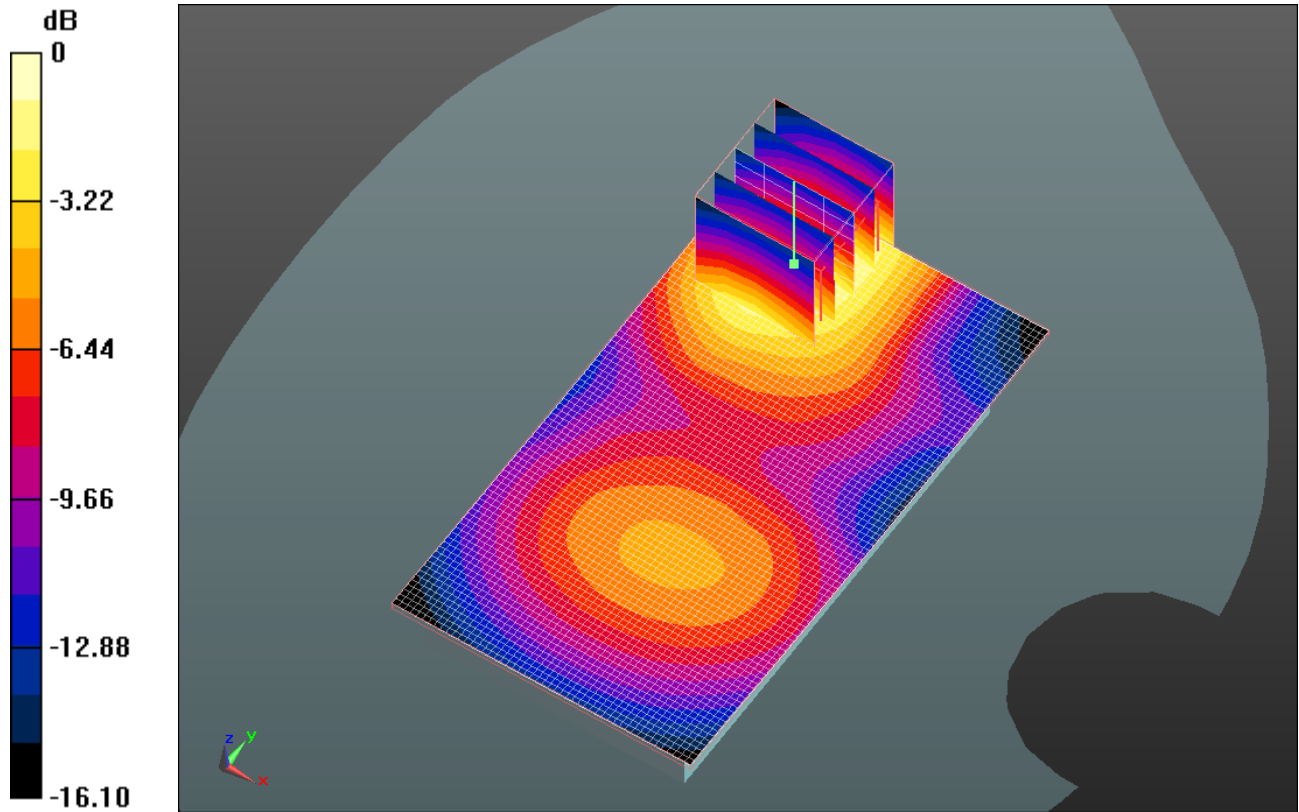
Peak SAR (extrapolated) = 1.293 W/kg

**SAR(1 g) = 0.808 mW/g; SAR(10 g) = 0.461 mW/g**


[Info: Interpolated medium parameters used for SAR evaluation.](#)

Maximum value of SAR (measured) = 0.887 mW/g

	Document <b>Appendix C for the BlackBerry® Smartphone Model</b> <b>RDU71CW/RDE71UW SAR Report</b>			Page <b>94(107)</b>
	Author Data <b>Andrew Becker</b>	Dates of Test <b>Feb 7 – May 25, July 18, 2011</b>	Test Report No <b>RTS-3933-1105-11A</b> <b>RTS-2580-1106-03 Rev2</b>	FCC ID: <b>L6ARDU70CW</b> <b>L6ARDE70UW</b>



0 dB = 0.890mW/g

	Document <b>Appendix C for the BlackBerry® Smartphone Model</b> <b>RDU71CW/RDE71UW SAR Report</b>			Page <b>95(107)</b>
	Author Data <b>Andrew Becker</b>	Dates of Test <b>Feb 7 – May 25, July 18, 2011</b>	Test Report No <b>RTS-3933-1105-11A</b> <b>RTS-2580-1106-03 Rev2</b>	FCC ID: <b>L6ARDU70CW</b> <b>L6ARDE70UW</b>

Date/Time: 2/28/2011 10:53:59 PM, Date/Time: 2/28/2011 10:59:55 PM

Test Laboratory: RIM Testing Services

**15mm\_Spacer\_Back\_UMTS\_band\_II\_mid\_chan\_amb\_temp\_23.4C\_liq\_t  
emp\_22.0C**

**DUT: BlackBerry Smartphone; Type: Sample ; Serial: 2618EEE2**

Communication System: WCDMA FDD II; Frequency: 1880 MHz; Communication System PAR: 0 dB

Medium parameters used:  $f = 1880$  MHz;  $\sigma = 1.567$  mho/m;  $\epsilon_r = 51.591$ ;  $\rho = 1000$  kg/m<sup>3</sup>

Phantom section: Flat Section

Measurement Standard: DASYS (IEEE/IEC/ANSI C63.19-2007)

DASY5 Configuration:

- Probe: ES3DV3 - SN3225; ConvF(4.88, 4.88, 4.88); Calibrated: 1/13/2011
- Sensor-Surface: 4mm (Mechanical Surface Detection)
- Electronics: DAE4 Sn881; Calibrated: 4/19/2010
- Phantom: SAM 2; Type: SAM 4.0; Serial: 1080
- Measurement SW: DASY52, Version 52.6 (2); SEMCAD X Version 14.4.4 (2829)

**Configuration/Body/Area Scan (51x91x1):** Measurement grid: dx=15mm, dy=15mm

Maximum value of SAR (interpolated) = 1.077 mW/g

**Configuration/Body/Zoom Scan (5x5x7) (5x5x7)/Cube 0:** Measurement grid: dx=7.5mm, dy=7.5mm, dz=5mm

Reference Value = 14.511 V/m; Power Drift = 0.02 dB

Peak SAR (extrapolated) = 1.679 W/kg

**SAR(1 g) = 1.03 mW/g; SAR(10 g) = 0.577 mW/g**

Maximum value of SAR (measured) = 1.115 mW/g



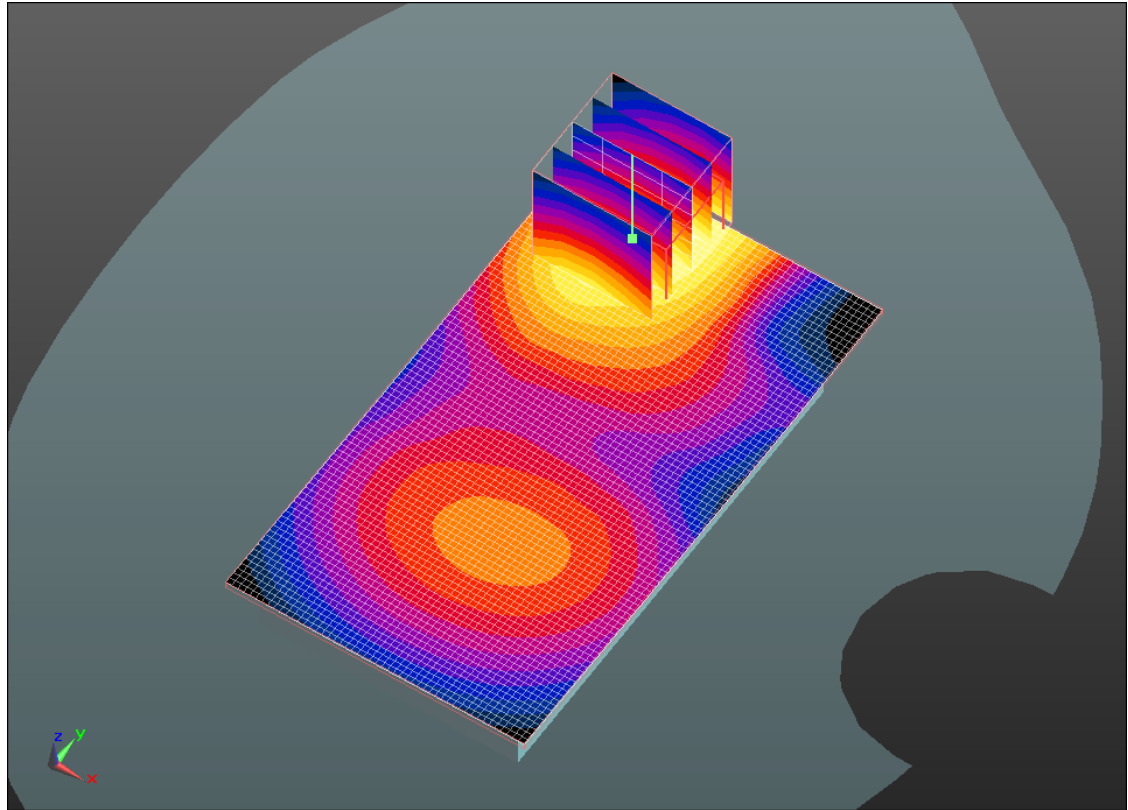
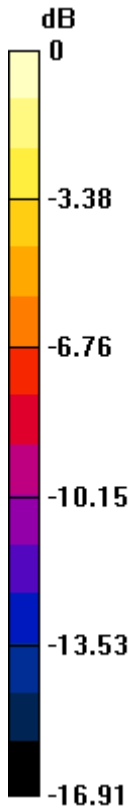
Author Data  
**Andrew Becker**

Dates of Test  
**Feb 7 – May 25, July 18,  
2011**


Test Report No  
**RTS-3933-1105-11A**  
**RTS-2580-1106-03 Rev2**

FCC ID:  
**L6ARDU70CW**  
**L6ARDE70UW**

IC ID  
**2503A-RDU70CW**  
**2503A-RDE70UW**



0 dB = 1.110mW/g

	Document <b>Appendix C for the BlackBerry® Smartphone Model</b> <b>RDU71CW/RDE71UW SAR Report</b>			Page <b>97(107)</b>
	Author Data <b>Andrew Becker</b>	Dates of Test <b>Feb 7 – May 25, July 18, 2011</b>	Test Report No <b>RTS-3933-1105-11A</b> <b>RTS-2580-1106-03 Rev2</b>	FCC ID: <b>L6ARDU70CW</b> <b>L6ARDE70UW</b>

Date/Time: 2/28/2011 11:20:33 PM, Date/Time: 2/28/2011 11:26:27 PM

Test Laboratory: RIM Testing Services

**15mm\_Spacer\_Back\_UMTS\_band\_II\_high\_chan\_amb\_temp\_23.5C\_liq\_t  
emp\_22.1C**

**DUT: BlackBerry Smartphone; Type: Sample ; Serial: 2618EEE2**

Communication System: WCDMA FDD II; Frequency: 1907.6 MHz; Communication System PAR: 0 dB

Medium parameters used (interpolated):  $f = 1907.6$  MHz;  $\sigma = 1.546$  mho/m;  $\epsilon_r = 51.426$ ;  $\rho = 1000$  kg/m<sup>3</sup>

Phantom section: Flat Section

Measurement Standard: DASYS (IEEE/IEC/ANSI C63.19-2007)

DASY5 Configuration:

- Probe: ES3DV3 - SN3225; ConvF(4.88, 4.88, 4.88); Calibrated: 1/13/2011
- Sensor-Surface: 4mm (Mechanical Surface Detection)
- Electronics: DAE4 Sn881; Calibrated: 4/19/2010
- Phantom: SAM 2; Type: SAM 4.0; Serial: 1080
- Measurement SW: DASY52, Version 52.6 (2); SEMCAD X Version 14.4.4 (2829)

**Configuration/Body/Area Scan (51x91x1):** Measurement grid: dx=15mm, dy=15mm

[Info: Interpolated medium parameters used for SAR evaluation.](#)

Maximum value of SAR (interpolated) = 1.052 mW/g

**Configuration/Body/Zoom Scan (5x5x7) (5x5x7)/Cube 0:** Measurement grid: dx=7.5mm, dy=7.5mm, dz=5mm


Reference Value = 12.338 V/m; Power Drift = 0.09 dB

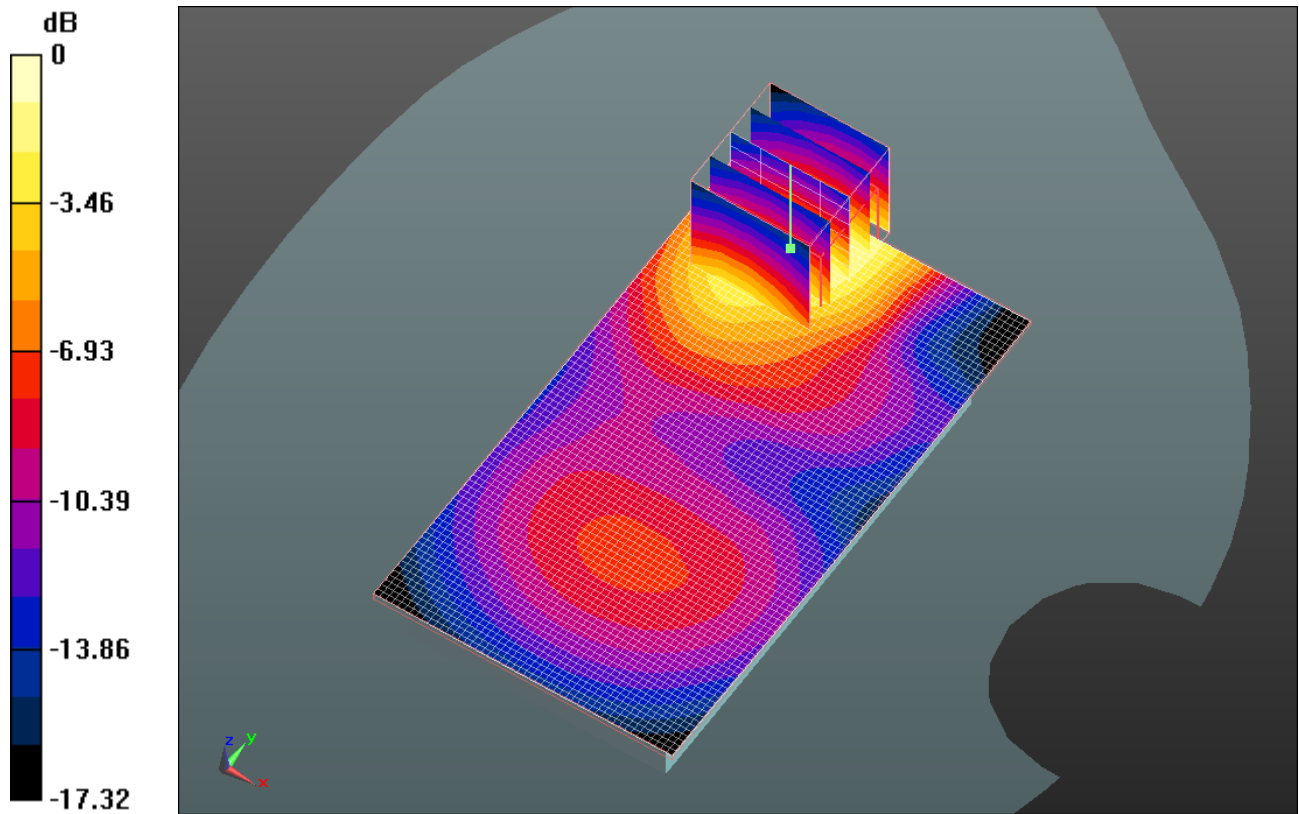
Peak SAR (extrapolated) = 1.630 W/kg

**SAR(1 g) = 0.996 mW/g; SAR(10 g) = 0.547 mW/g**


[Info: Interpolated medium parameters used for SAR evaluation.](#)

Maximum value of SAR (measured) = 1.090 mW/g

	Document <b>Appendix C for the BlackBerry® Smartphone Model</b> <b>RDU71CW/RDE71UW SAR Report</b>			Page <b>98(107)</b>
	Author Data <b>Andrew Becker</b>	Dates of Test <b>Feb 7 – May 25, July 18, 2011</b>	Test Report No <b>RTS-3933-1105-11A</b> <b>RTS-2580-1106-03 Rev2</b>	FCC ID: <b>L6ARDU70CW</b> <b>L6ARDE70UW</b>



0 dB = 1.090mW/g

	Document <b>Appendix C for the BlackBerry® Smartphone Model</b> <b>RDU71CW/RDE71UW SAR Report</b>			Page <b>99(107)</b>
	Author Data <b>Andrew Becker</b>	Dates of Test <b>Feb 7 – May 25, July 18, 2011</b>	Test Report No <b>RTS-3933-1105-11A</b> <b>RTS-2580-1106-03 Rev2</b>	FCC ID: <b>L6ARDU70CW</b> <b>L6ARDE70UW</b>

Date/Time: 2/24/2011 11:41:00 PM, Date/Time: 2/24/2011 11:46:50 PM

Test Laboratory: RIM Testing Services

## Vertical\_Holster\_Back\_UMTS\_band\_II\_mid\_chan\_amb\_temp\_23.4C\_liq\_ temp\_21.9C

**DUT: BlackBerry Smartphone; Type: Sample ; Serial: 2618EEE2**

Communication System: WCDMA FDD II; Frequency: 1880 MHz; Communication System PAR: 0 dB

Medium parameters used:  $f = 1880$  MHz;  $\sigma = 1.468$  mho/m;  $\epsilon_r = 50.743$ ;  $\rho = 1000$  kg/m<sup>3</sup>

Phantom section: Flat Section

Measurement Standard: DASYS (IEEE/IEC/ANSI C63.19-2007)

DASY5 Configuration:

- Probe: ET3DV6 - SN1643; ConvF(4.58, 4.58, 4.58); Calibrated: 3/9/2010
- Sensor-Surface: 4mm (Mechanical Surface Detection)
- Electronics: DAE3 Sn472; Calibrated: 5/17/2010
- Phantom: SAM 2; Type: SAM 4.0; Serial: 1080
- Measurement SW: DASY52, Version 52.6 (2); SEMCAD X Version 14.4.4 (2829)

**Configuration/Body/Area Scan (51x91x1):** Measurement grid: dx=15mm, dy=15mm

Maximum value of SAR (interpolated) = 0.619 mW/g


**Configuration/Body/Zoom Scan (5x5x7) (5x5x7)/Cube 0:** Measurement grid: dx=7.5mm, dy=7.5mm, dz=5mm

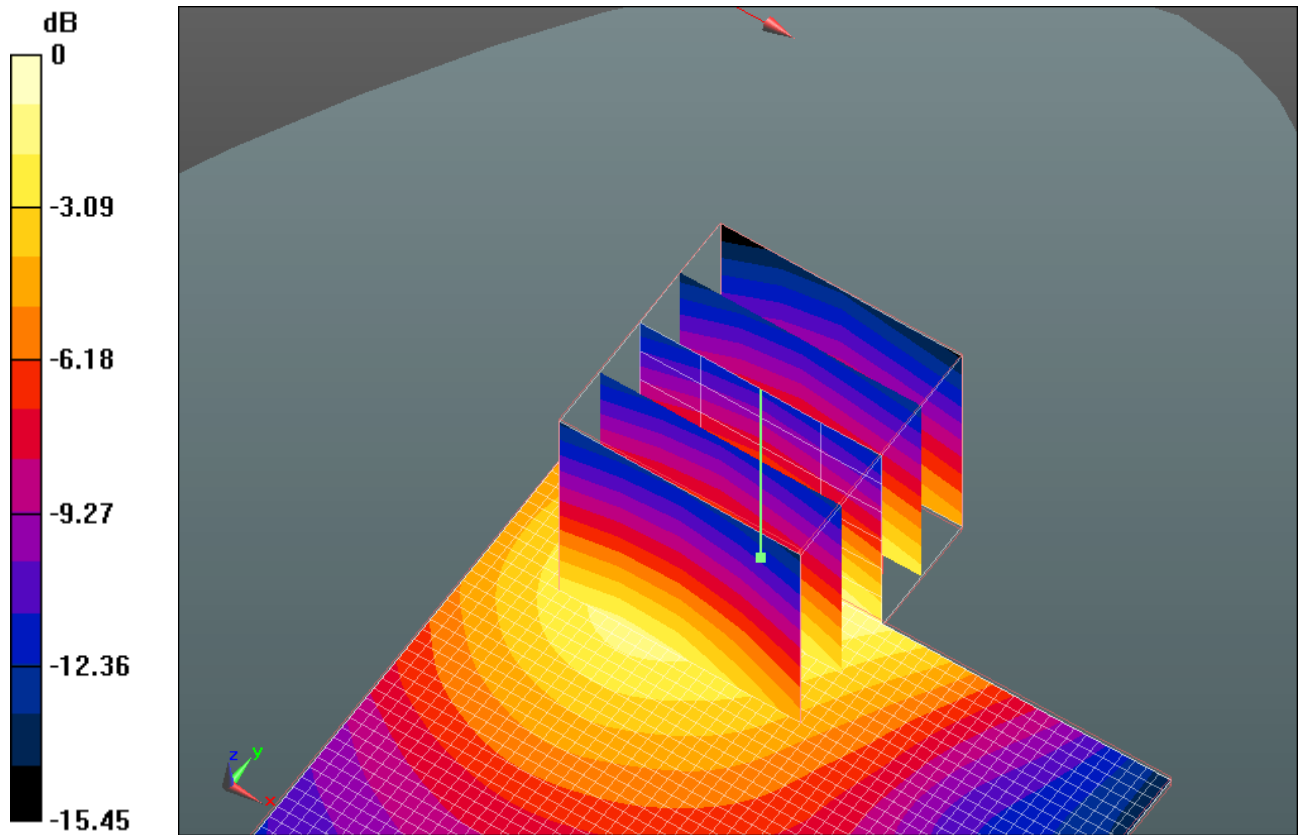
Reference Value = 7.214 V/m; Power Drift = 0.74 dB

Peak SAR (extrapolated) = 0.874 W/kg


**SAR(1 g) = 0.601 mW/g; SAR(10 g) = 0.360 mW/g**

Maximum value of SAR (measured) = 0.665 mW/g

	Document <b>Appendix C for the BlackBerry® Smartphone Model</b> <b>RDU71CW/RDE71UW SAR Report</b>			Page <b>100(107)</b>
	Author Data <b>Andrew Becker</b>	Dates of Test <b>Feb 7 – May 25, July 18, 2011</b>	Test Report No <b>RTS-3933-1105-11A</b> <b>RTS-2580-1106-03 Rev2</b>	FCC ID: <b>L6ARDU70CW</b> <b>L6ARDE70UW</b>



0 dB = 0.670mW/g

	Document <b>Appendix C for the BlackBerry® Smartphone Model</b> <b>RDU71CW/RDE71UW SAR Report</b>			Page <b>101(107)</b>
	Author Data <b>Andrew Becker</b>	Dates of Test <b>Feb 7 – May 25, July 18, 2011</b>	Test Report No <b>RTS-3933-1105-11A</b> <b>RTS-2580-1106-03 Rev2</b>	FCC ID: <b>L6ARDU70CW</b> <b>L6ARDE70UW</b>

Date/Time: 2/28/2011 11:34:58 PM, Date/Time: 2/28/2011 11:40:54 PM

Test Laboratory: RIM Testing Services

**15mm\_Spacer\_Front\_UMTS\_band\_II\_mid\_chan\_amb\_temp\_23.5C\_liq\_t  
emp\_22.1C**

**DUT: BlackBerry Smartphone; Type: Sample ; Serial: 2618EEE2**

Communication System: WCDMA FDD II; Frequency: 1880 MHz; Communication System PAR: 0 dB

Medium parameters used:  $f = 1880$  MHz;  $\sigma = 1.567$  mho/m;  $\epsilon_r = 51.591$ ;  $\rho = 1000$  kg/m<sup>3</sup>

Phantom section: Flat Section

Measurement Standard: DASYS (IEEE/IEC/ANSI C63.19-2007)

DASY5 Configuration:

- Probe: ES3DV3 - SN3225; ConvF(4.88, 4.88, 4.88); Calibrated: 1/13/2011
- Sensor-Surface: 4mm (Mechanical Surface Detection)
- Electronics: DAE4 Sn881; Calibrated: 4/19/2010
- Phantom: SAM 2; Type: SAM 4.0; Serial: 1080
- Measurement SW: DASYS2, Version 52.6 (2); SEMCAD X Version 14.4.4 (2829)

**Configuration/Body/Area Scan (51x91x1):** Measurement grid: dx=15mm, dy=15mm

Maximum value of SAR (interpolated) = 0.560 mW/g


**Configuration/Body/Zoom Scan (5x5x7) (5x5x7)/Cube 0:** Measurement grid: dx=7.5mm, dy=7.5mm, dz=5mm

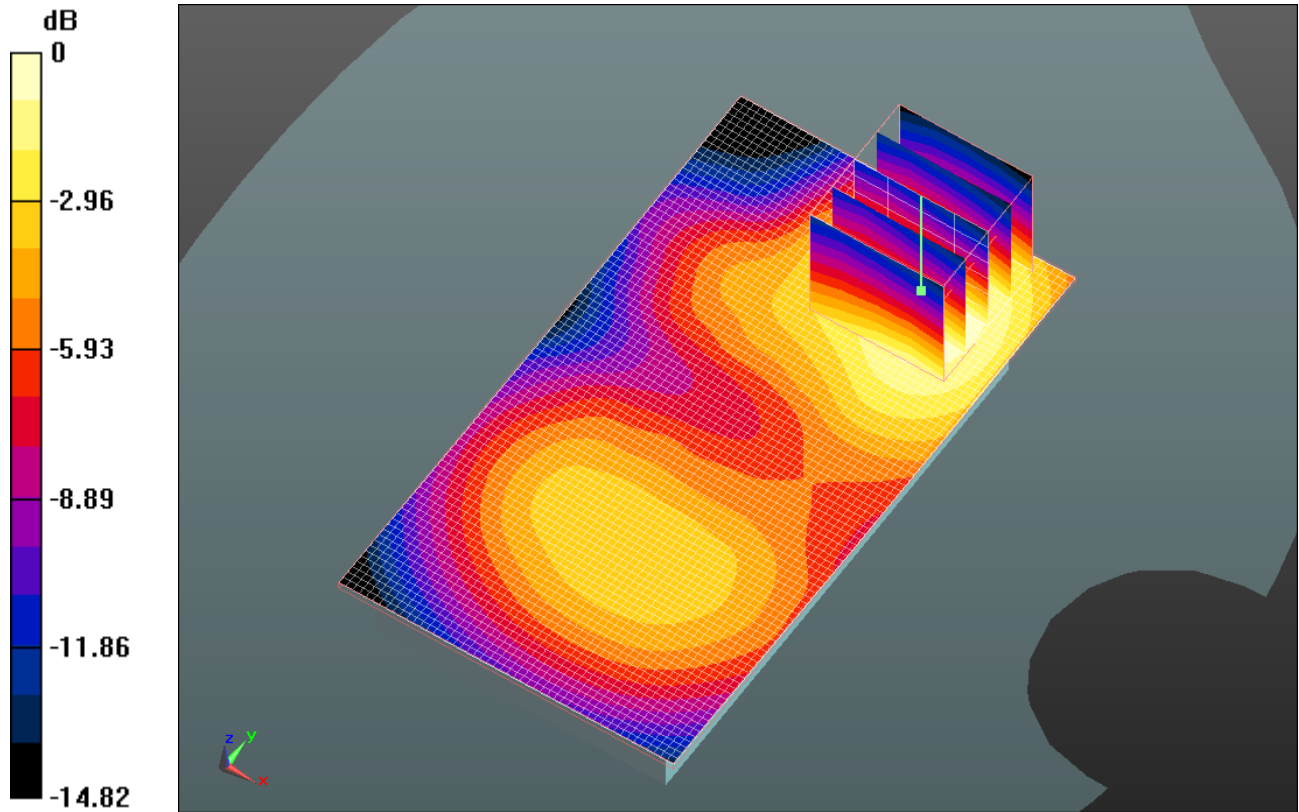
Reference Value = 13.803 V/m; Power Drift = 0.06 dB

Peak SAR (extrapolated) = 0.776 W/kg

**SAR(1 g) = 0.491 mW/g; SAR(10 g) = 0.299 mW/g**


Maximum value of SAR (measured) = 0.534 mW/g

	Document <b>Appendix C for the BlackBerry® Smartphone Model</b> <b>RDU71CW/RDE71UW SAR Report</b>			Page <b>102(107)</b>
	Author Data <b>Andrew Becker</b>	Dates of Test <b>Feb 7 – May 25, July 18, 2011</b>	Test Report No <b>RTS-3933-1105-11A</b> <b>RTS-2580-1106-03 Rev2</b>	FCC ID: <b>L6ARDU70CW</b> <b>L6ARDE70UW</b>



0 dB = 0.530mW/g



	Document <b>Appendix C for the BlackBerry® Smartphone Model</b> <b>RDU71CW/RDE71UW SAR Report</b>			Page <b>103(107)</b>
	Author Data <b>Andrew Becker</b>	Dates of Test <b>Feb 7 – May 25, July 18, 2011</b>	Test Report No <b>RTS-3933-1105-11A</b> <b>RTS-2580-1106-03 Rev2</b>	FCC ID: <b>L6ARDU70CW</b> <b>L6ARDE70UW</b>

Date/Time: 2/28/2011 11:48:33 PM, Date/Time: 2/28/2011 11:54:25 PM

Test Laboratory: RIM Testing Services

**15mm\_Spacer\_Back\_HS#1\_UMTS\_band\_II\_mid\_chan\_amb\_temp\_23.5**  
**C\_liq\_temp\_22.1C**

**DUT: BlackBerry Smartphone; Type: Sample ; Serial: 2618EEE2**

Communication System: WCDMA FDD II; Frequency: 1880 MHz; Communication System PAR: 0 dB

Medium parameters used:  $f = 1880$  MHz;  $\sigma = 1.567$  mho/m;  $\epsilon_r = 51.591$ ;  $\rho = 1000$  kg/m<sup>3</sup>

Phantom section: Flat Section

Measurement Standard: DASYS (IEEE/IEC/ANSI C63.19-2007)

DASY5 Configuration:

- Probe: ES3DV3 - SN3225; ConvF(4.88, 4.88, 4.88); Calibrated: 1/13/2011
- Sensor-Surface: 4mm (Mechanical Surface Detection)
- Electronics: DAE4 Sn881; Calibrated: 4/19/2010
- Phantom: SAM 2; Type: SAM 4.0; Serial: 1080
- Measurement SW: DASYS2, Version 52.6 (2); SEMCAD X Version 14.4.4 (2829)

**Configuration/Body/Area Scan (51x91x1):** Measurement grid: dx=15mm, dy=15mm

Maximum value of SAR (interpolated) = 1.142 mW/g


**Configuration/Body/Zoom Scan (5x5x7) (5x5x7)/Cube 0:** Measurement grid: dx=7.5mm, dy=7.5mm, dz=5mm

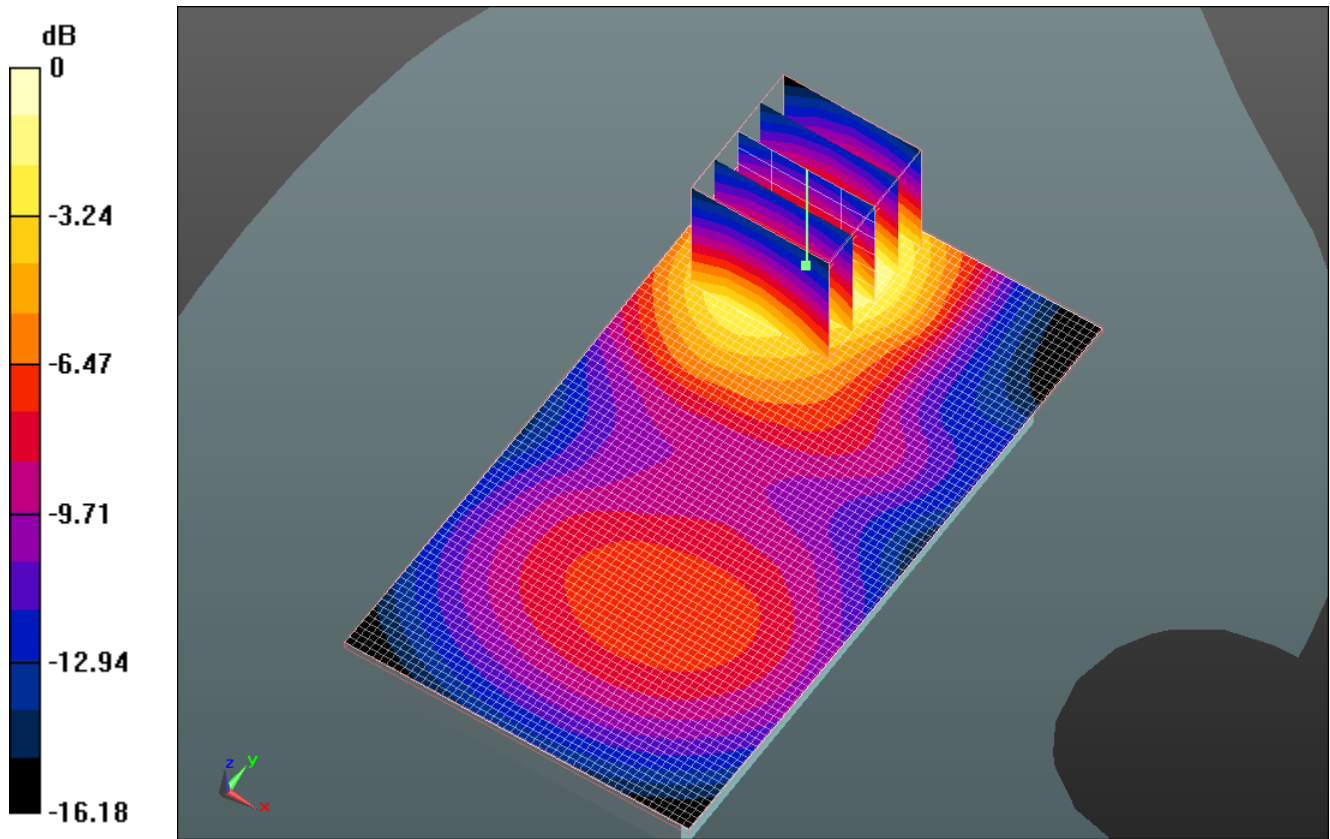
Reference Value = 14.353 V/m; Power Drift = 0.04 dB

Peak SAR (extrapolated) = 1.628 W/kg


**SAR(1 g) = 1.01 mW/g; SAR(10 g) = 0.567 mW/g**

Maximum value of SAR (measured) = 1.109 mW/g

	Document <b>Appendix C for the BlackBerry® Smartphone Model</b> <b>RDU71CW/RDE71UW SAR Report</b>			Page <b>104(107)</b>
	Author Data <b>Andrew Becker</b>	Dates of Test <b>Feb 7 – May 25, July 18, 2011</b>	Test Report No <b>RTS-3933-1105-11A</b> <b>RTS-2580-1106-03 Rev2</b>	FCC ID: <b>L6ARDU70CW</b> <b>L6ARDE70UW</b>



0 dB = 1.110mW/g

	Document <b>Appendix C for the BlackBerry® Smartphone Model</b> <b>RDU71CW/RDE71UW SAR Report</b>			Page <b>105(107)</b>
	Author Data <b>Andrew Becker</b>	Dates of Test <b>Feb 7 – May 25, July 18, 2011</b>	Test Report No <b>RTS-3933-1105-11A</b> <b>RTS-2580-1106-03 Rev2</b>	FCC ID: <b>L6ARDU70CW</b> <b>L6ARDE70UW</b>

Date/Time: 4/18/2011 5:18:56 PM, Date/Time: 4/18/2011 5:25:48 PM

Test Laboratory: RIM Testing Services

## 15mm\_Spacer\_Back\_UMTS\_band\_II\_mid\_chan\_amb\_temp\_23.1\_liq\_temper\_22.2C

**DUT: BlackBerry Smartphone; Type: Sample ; Serial: 272B6150**

Communication System: WCDMA FDD II; Frequency: 1880 MHz; Communication System PAR: 0 dB

Medium parameters used:  $f = 1880$  MHz;  $\sigma = 1.517$  mho/m;  $\epsilon_r = 51.198$ ;  $\rho = 1000$  kg/m<sup>3</sup>

Phantom section: Flat Section

Measurement Standard: DASYS (IEEE/IEC/ANSI C63.19-2007)

DASY5 Configuration:

- Probe: ES3DV3 - SN3225; ConvF(4.88, 4.88, 4.88); Calibrated: 1/13/2011
- Sensor-Surface: 4mm (Mechanical Surface Detection)
- Electronics: DAE3 Sn473; Calibrated: 1/21/2011
- Phantom: SAM 2; Type: SAM 4.0; Serial: 1080
- Measurement SW: DASY52, Version 52.6 (2); SEMCAD X Version 14.4.4 (2829)

**Configuration/Touch position -/Area Scan (61x91x1):** Measurement grid:

$dx=15$ mm,  $dy=15$ mm

Maximum value of SAR (interpolated) = 0.665 mW/g

**Configuration/Touch position -/Zoom Scan (5x5x7) (5x5x7)/Cube 0:**


Measurement grid:  $dx=7.5$ mm,  $dy=7.5$ mm,  $dz=5$ mm


Reference Value = 8.823 V/m; Power Drift = -0.07 dB

Peak SAR (extrapolated) = 0.966 W/kg


**SAR(1 g) = 0.611 mW/g; SAR(10 g) = 0.362 mW/g**

Maximum value of SAR (measured) = 0.662 mW/g

	Document <b>Appendix C for the BlackBerry® Smartphone Model</b> <b>RDU71CW/RDE71UW SAR Report</b>			Page <b>106(107)</b>
	Author Data <b>Andrew Becker</b>	Dates of Test <b>Feb 7 – May 25, July 18, 2011</b>	Test Report No <b>RTS-3933-1105-11A</b> <b>RTS-2580-1106-03 Rev2</b>	FCC ID: <b>L6ARDU70CW</b> <b>L6ARDE70UW</b>



0 dB = 0.660mW/g

	Document <b>Appendix C for the BlackBerry® Smartphone Model</b> <b>RDU71CW/RDE71UW SAR Report</b>			Page <b>107(107)</b>
	Author Data <b>Andrew Becker</b>	Dates of Test <b>Feb 7 – May 25, July 18, 2011</b>	Test Report No <b>RTS-3933-1105-11A</b> <b>RTS-2580-1106-03 Rev2</b>	FCC ID: <b>L6ARDU70CW</b> <b>L6ARDE70UW</b>

**Z axis plot for the worst case body configuration:**

