	Document Hearing Aid Compatibility Audio Band Magnetic (ABM) T-Coil Test Report for BlackBerry® Smartphone model RDU71CW/RDE71UW		Page 1(121)
	Author Data Daoud Attayi	Dates of Test Mar. 09-28, 2011	Report No RTS-3933-1105-51A RTS-2580-1106-37

Annex A: Probe sensitivity and reference signal measurement plots

Author Data
Daoud Attayi

Dates of Test
Mar. 09-28, 2011

Report No
RTS-3933-1105-51A
RTS-2580-1106-37

FCC ID
L6ARDU70CW
L6ARDE70UW

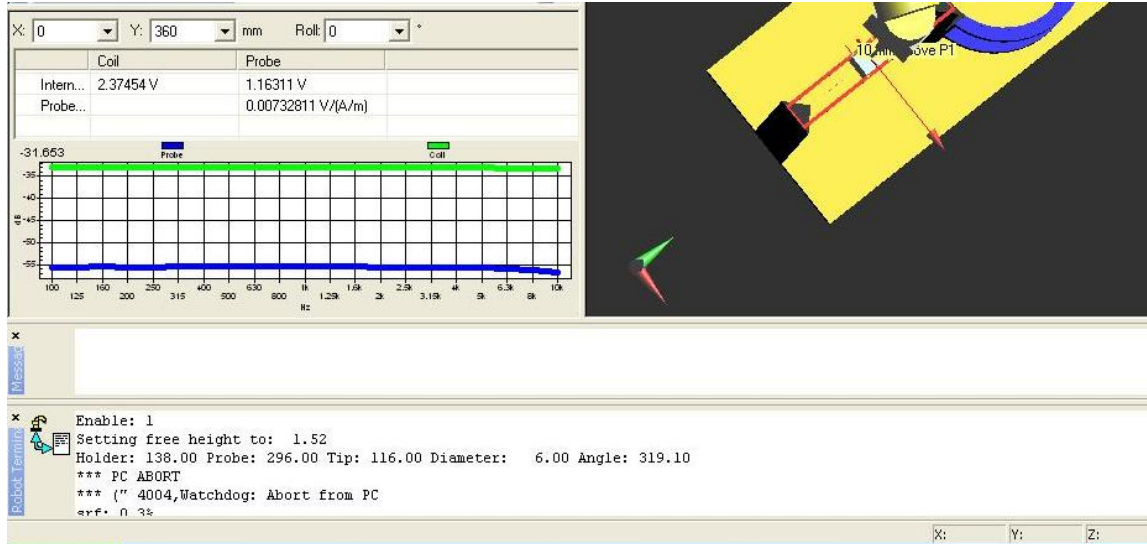


Figure A1: Probe calibration data for coil and probe

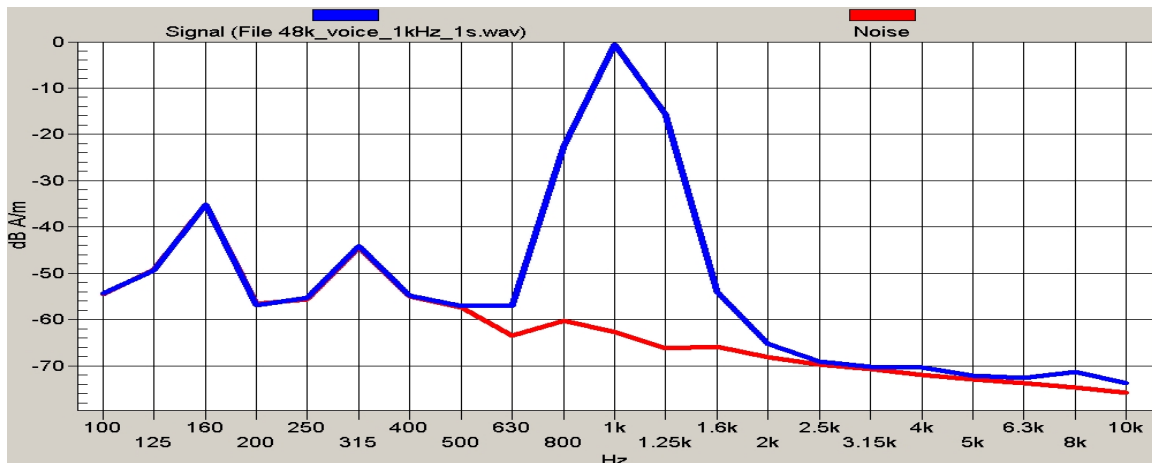


Figure A2: Reference voice 1 kHz signal and noise

Author Data
Daoud Attayi

Dates of Test
Mar. 09-28, 2011

Report No
**RTS-3933-1105-51A
 RTS-2580-1106-37**

FCC ID
**L6ARDU70CW
 L6ARDE70UW**

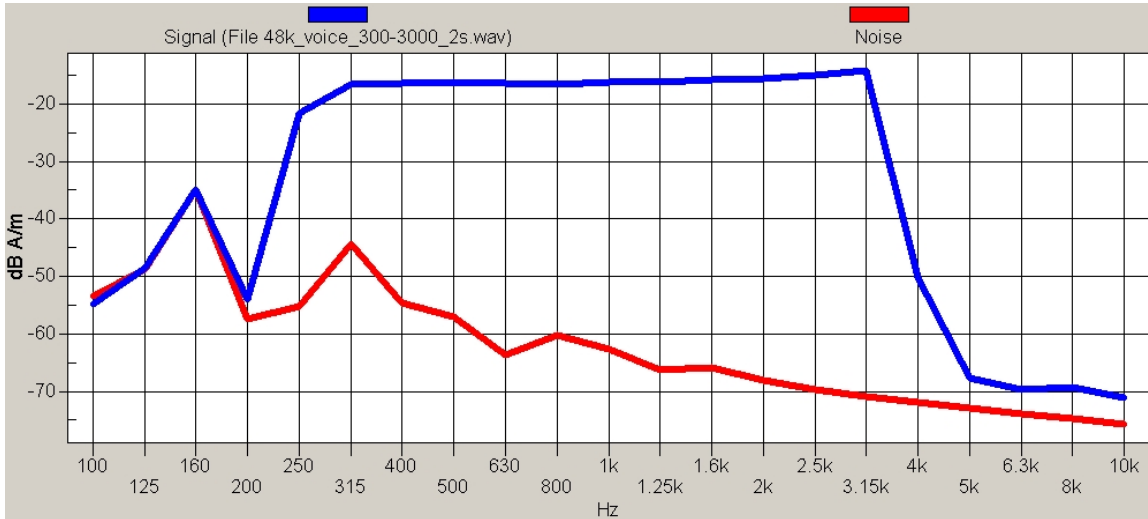




Figure A3: Reference voice simulated signal and noise

	Document Hearing Aid Compatibility Audio Band Magnetic (ABM) T-Coil Test Report for BlackBerry® Smartphone model RDU71CW/RDE71UW		Page 4(121)
	Author Data Daoud Attayi	Dates of Test Mar. 09-28, 2011	Report No RTS-3933-1105-51A RTS-2580-1106-37

Annex B: TMFS system validation and ambient data/plots

	Document Hearing Aid Compatibility Audio Band Magnetic (ABM) T-Coil Test Report for BlackBerry® Smartphone model RDU71CW/RDE71UW		Page 5(121)
	Author Data Daoud Attayi	Dates of Test Mar. 09-28, 2011	Report No RTS-3933-1105-51A RTS-2580-1106-37

Date/Time: 3/9/2011 10:27:03 AM, Date/Time: 3/9/2011 10:27:38 AM, Date/Time: 3/9/2011

Test Laboratory: RIM Testing Services

HAC T-Coil TMFS_validation

DUT: TMFS; Type: TMFS-1

Communication System: CW; Frequency: 835 MHz; Communication System PAR: 0 dB

Medium parameters used: $\sigma = 0$ mho/m, $\epsilon_r = 1$; $\rho = 1$ kg/m³

Phantom section: TCoil Section

Measurement Standard: DASYS (IEEE/IEC/ANSI C63.19-2007)

DASY5 Configuration:

- Probe: AM1DV3 - 3062; ; Calibrated: 6/8/2010
 - Modulation Compensation:
- Sensor-Surface: 0mm (Fix Surface)
- Electronics: DAE4 Sn881; Calibrated: 4/19/2010
- Phantom: HAC RF Test Arch with AMCC; Type: SD HAC P01 BA;
- Measurement SW: DASYS2, Version 52.6 (2); SEMCAD X Version 14.4.4 (2829)

T-Coil scan/Background Noise/z (axial) noise/ABM [HAC-2007] Noise Spectrum(x,y,z,f) (1x1x1):

Measurement grid: dx=10mm, dy=10mm


Signal Type: Off

Output Gain: 0

Measure Window Start: 2000ms

Measure Window Length: 5000ms

Device Reference Point: 0, 0, -6.3 mm

	Document Hearing Aid Compatibility Audio Band Magnetic (ABM) T-Coil Test Report for BlackBerry® Smartphone model RDU71CW/RDE71UW		Page 6(121)
	Author Data Daoud Attayi	Dates of Test Mar. 09-28, 2011	Report No RTS-3933-1105-51A RTS-2580-1106-37

Cursor:

ABM = -48.99 dB A/m
Location: 0, 0, 13 mm

T-Coil scan/Background Noise/x (longitudinal) noise/ABM [HAC-2007] Noise Spectrum(x,y,z,f) (1x1x1):

Measurement grid: dx=10mm, dy=10mm
Signal Type: Off
Output Gain: 0
Measure Window Start: 2000ms
Measure Window Length: 5000ms
Device Reference Point: 0, 0, -6.3 mm

Cursor:

ABM = -49.02 dB A/m
Location: 0, 0, 13 mm

T-Coil scan/Background Noise/y (transversal) noise/ABM [HAC-2007] Noise Spectrum(x,y,z,f) (1x1x1):


Measurement grid: dx=10mm, dy=10mm
Signal Type: Off
Output Gain: 0
Measure Window Start: 2000ms
Measure Window Length: 5000ms
Device Reference Point: 0, 0, -6.3 mm

Cursor:

ABM = -49.00 dB A/m
Location: 0, 0, 13 mm

T-Coil scan/TMFS Validation/z (axial) 8 x 8 step 2/ABM [HAC-2007] Interpolated Signal(x,y,z) (41x41x1):

Measurement grid: dx=10mm, dy=10mm
Signal Type: 1 kHz Sine
Output Gain: 35.05
Measure Window Start: 0ms
Measure Window Length: 1000ms
BWC applied: -0.01 dB
Device Reference Point: 0, 0, -6.3 mm

	Document Hearing Aid Compatibility Audio Band Magnetic (ABM) T-Coil Test Report for BlackBerry® Smartphone model RDU71CW/RDE71UW		Page 7(121)
	Author Data Daoud Attayi	Dates of Test Mar. 09-28, 2011	Report No RTS-3933-1105-51A RTS-2580-1106-37

Cursor:

ABM1 = -20.63 dB A/m
 BWC Factor = -0.01 dB
 Location: -0.4, 0.8, 3.7 mm

T-Coil scan/TMFS Validation/x (longitudinal) 52 x 16 step 4/ABM [HAC-2007] Interpolated Signal(x,y,z) (131x41x1):

Measurement grid: dx=10mm, dy=10mm
 Signal Type: 1 kHz Sine
 Output Gain: 35.05
 Measure Window Start: 0ms
 Measure Window Length: 1000ms
 BWC applied: -0.01 dB
 Device Reference Point: 0, 0, -6.3 mm

Cursor:

ABM1 = -26.02 dB A/m
 BWC Factor = -0.01 dB
 Location: -20.4, -0.4, 3.7 mm

T-Coil scan/TMFS Validation/y (transversal) 16 x 52 step 4/ABM [HAC-2007] Interpolated Signal(x,y,z) (41x131x1):

Measurement grid: dx=10mm, dy=10mm
 Signal Type: 1 kHz Sine
 Output Gain: 35.05
 Measure Window Start: 0ms
 Measure Window Length: 1000ms
 BWC applied: -0.01 dB
 Device Reference Point: 0, 0, -6.3 mm

Cursor:

ABM1 = -26.30 dB A/m
 BWC Factor = -0.01 dB
 Location: -0.8, -17.2, 3.7 mm

T-Coil scan/TMFS Validation/z (axial) at center 100% gain/ABM [HAC-2007] Freq Resp(x,y,z,f) (1x1x1):

Measurement grid: dx=10mm, dy=10mm
 Signal Type: Audio File (.wav) 48k_multisine_50_10k_10s.wav
 Output Gain: 87.2
 Measure Window Start: 2000ms
 Measure Window Length: 5000ms
 BWC applied: 13.14 dB
 Device Reference Point: 0, 0, -6.3 mm

Author Data
Daoud Attayi

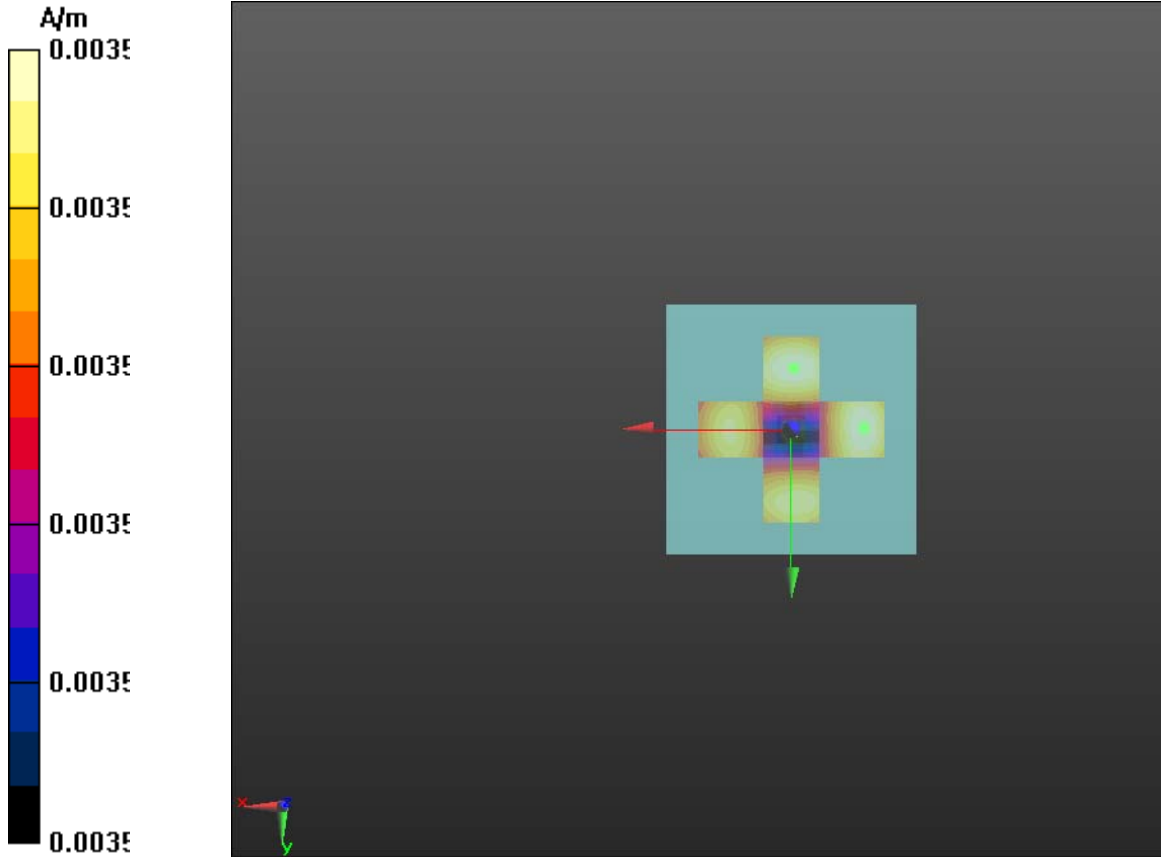
Dates of Test
Mar. 09-28, 2011

Report No
**RTS-3933-1105-51A
 RTS-2580-1106-37**

FCC ID
**L6ARDU70CW
 L6ARDE70UW**

Cursor:

Diff = 1.87 dB
 BWC Factor = 13.14 dB
 Location: 0, 0, 3.7 mm

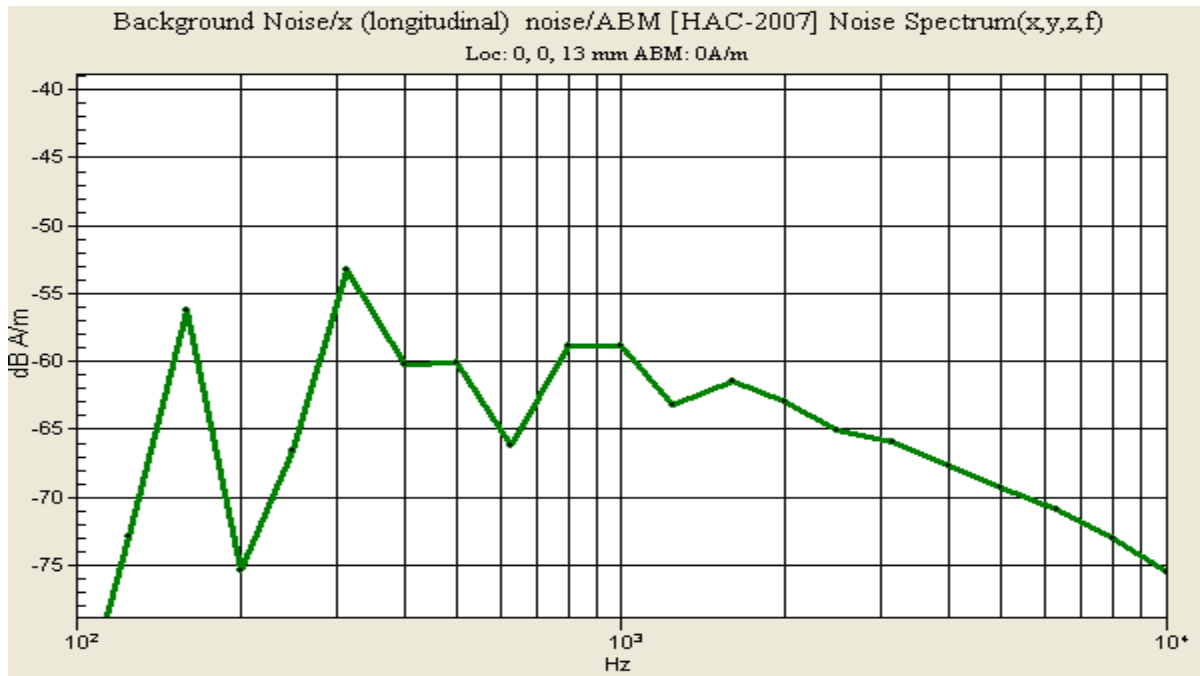
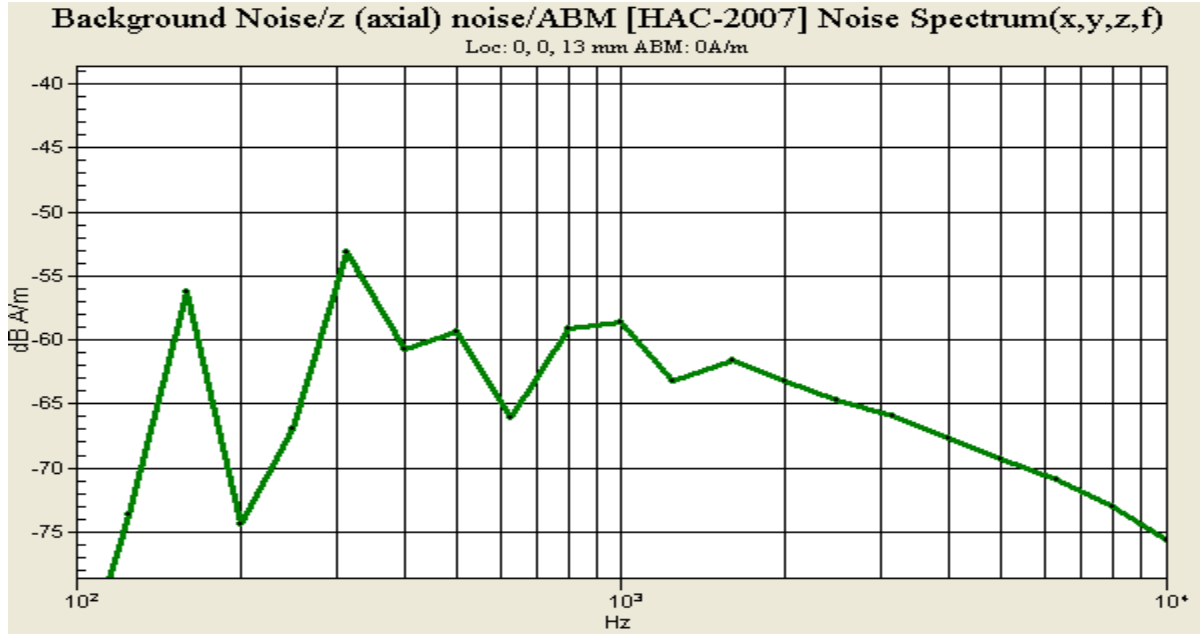


Author Data
Daoud Attayi

Dates of Test
Mar. 09-28, 2011

Report No
**RTS-3933-1105-51A
 RTS-2580-1106-37**

FCC ID
**L6ARDU70CW
 L6ARDE70UW**





Document
**Hearing Aid Compatibility Audio Band Magnetic (ABM) T-Coil
Test Report for BlackBerry® Smartphone model
RDU71CW/RDE71UW**

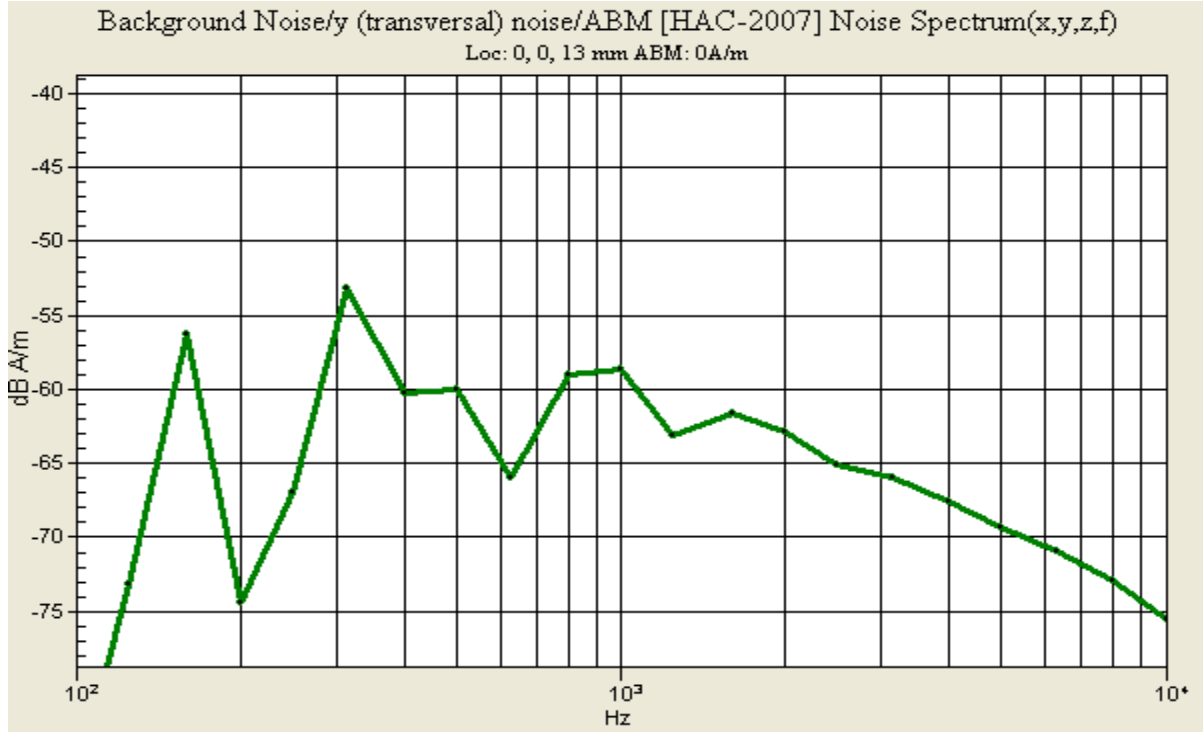
Page
10(121)

Author Data
Daoud Attayi

Dates of Test
Mar. 09-28, 2011

Report No
**RTS-3933-1105-51A
RTS-2580-1106-37**

FCC ID
**L6ARDU70CW
L6ARDE70UW**





Document
**Hearing Aid Compatibility Audio Band Magnetic (ABM) T-Coil
Test Report for BlackBerry® Smartphone model
RDU71CW/RDE71UW**

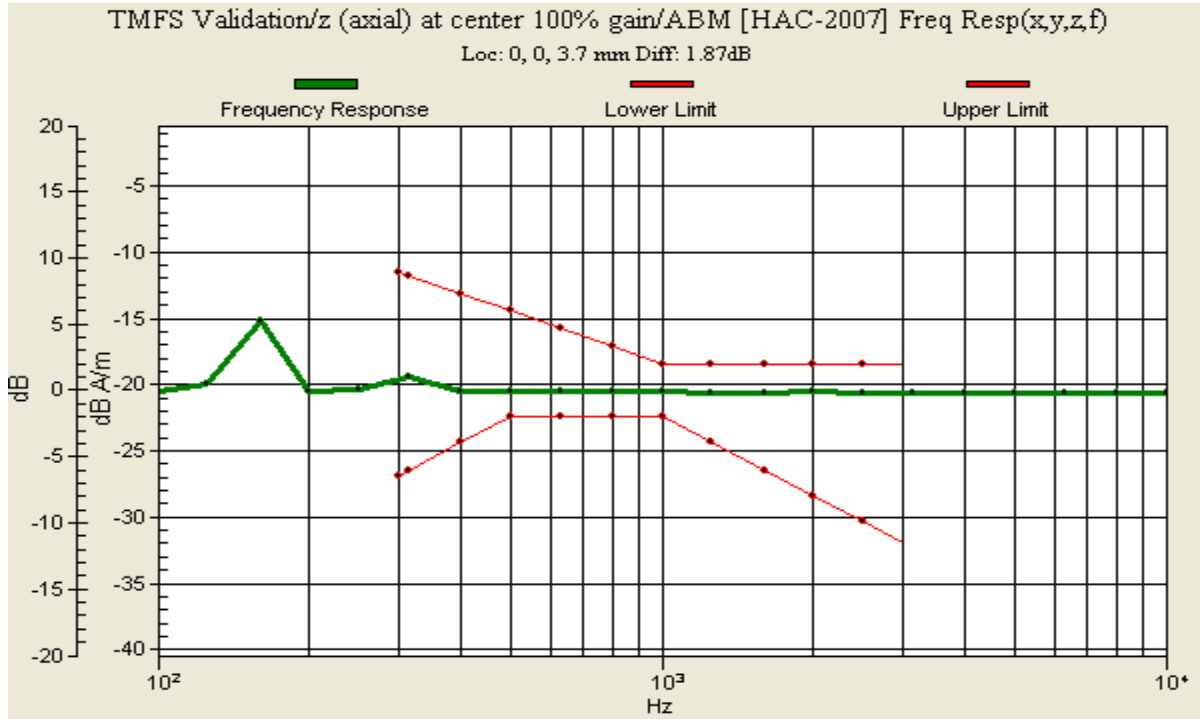
Page
11(121)


Author Data
Daoud Attayi

Dates of Test
Mar. 09-28, 2011


Report No
**RTS-3933-1105-51A
RTS-2580-1106-37**

FCC ID
**L6ARDU70CW
L6ARDE70UW**



	Document Hearing Aid Compatibility Audio Band Magnetic (ABM) T-Coil Test Report for BlackBerry® Smartphone model RDU71CW/RDE71UW		Page 12(121)
	Author Data Daoud Attayi	Dates of Test Mar. 09-28, 2011	Report No RTS-3933-1105-51A RTS-2580-1106-37

Annex C: Audio Band Magnetic measurement data and plots

	Document Hearing Aid Compatibility Audio Band Magnetic (ABM) T-Coil Test Report for BlackBerry® Smartphone model RDU71CW/RDE71UW		Page 13(121)
	Author Data Daoud Attayi	Dates of Test Mar. 09-28, 2011	Report No RTS-3933-1105-51A RTS-2580-1106-37

Date/Time: 3/11/2011 12:37:01 PM, Date/Time: 3/11/2011 2:04:53 PM, Date/Time: 3/11/2011

Test Laboratory: RIM Testing Services

HAC T-Coil_GSM850_axial

DUT: BlackBerry; Type: Sample

Communication System: GSM 850; Frequency: 836.8 MHz, Frequency: 824.2 MHz, Frequency: 848.8 MHz; Communication System PAR: 9.191 dB

Medium parameters used: $\sigma = 0$ mho/m, $\epsilon_r = 1$; $\rho = 0$ kg/m³

Phantom section: TCoil Section

Measurement Standard: DASYS (IEEE/IEC/ANSI C63.19-2007)

DASY5 Configuration:

- Probe: AM1DV3 - 3062; ; Calibrated: 6/8/2010
 - Modulation Compensation:
- Sensor-Surface: 0mm (Fix Surface)
- Electronics: DAE4 Sn881; Calibrated: 4/19/2010
- Phantom: HAC RF Test Arch with AMCC; Type: SD HAC P01 BA;
- Measurement SW: DASYS2, Version 52.6 (2); SEMCAD X Version 14.4.4 (2829)

T-Coil scan/General Scans 2/z (axial) 5.0mm 50 x 50/ABM [HAC-2007]

SNR(x,y,z) (11x11x1):

Measurement grid: dx=10mm, dy=10mm

Signal Type: Audio File (.wav) 48k_voice_1kHz_1s.wav


Output Gain: 35.28

Measure Window Start: 300ms

Measure Window Length: 1000ms

BWC applied: 0.14 dB

Device Reference Point: 0, 0, -6.3 mm

	Document Hearing Aid Compatibility Audio Band Magnetic (ABM) T-Coil Test Report for BlackBerry® Smartphone model RDU71CW/RDE71UW		Page 14(121)
	Author Data Daoud Attayi	Dates of Test Mar. 09-28, 2011	Report No RTS-3933-1105-51A RTS-2580-1106-37

T-Coil scan/General Scans 2 2/z (axial) 2mm 8 x 8/ABM [HAC-2007]

SNR(x,y,z) (5x5x1):

Measurement grid: dx=10mm, dy=10mm
Signal Type: Audio File (.wav) 48k_voice_1kHz_1s.wav
Output Gain: 35.28
Measure Window Start: 300ms
Measure Window Length: 1000ms
BWC applied: 0.14 dB
Device Reference Point: 0, 0, -6.3 mm

Cursor:

ABM1/ABM2 = 28.99 dB
ABM1 comp = 5.66 dB A/m
BWC Factor = 0.14 dB
Location: -3, 12, 4.4 mm

T-Coil scan/General Scans 2/z (axial) 2mm 8 x 8/ABM [HAC-2007]

SNR(x,y,z) (5x5x1):


Measurement grid: dx=10mm, dy=10mm
Signal Type: Audio File (.wav) 48k_voice_1kHz_1s.wav
Output Gain: 35.28
Measure Window Start: 300ms
Measure Window Length: 1000ms
BWC applied: 0.14 dB
Device Reference Point: 0, 0, -6.3 mm

Cursor:

ABM1/ABM2 = 28.78 dB
ABM1 comp = 5.68 dB A/m
BWC Factor = 0.14 dB
Location: -3, 12, 4.4 mm

T-Coil scan/General Scans 2 2 2/z (axial) 2mm 8 x 8/ABM [HAC-2007] SNR(x,y,z) (5x5x1):

Measurement grid: dx=10mm, dy=10mm
Signal Type: Audio File (.wav) 48k_voice_1kHz_1s.wav
Output Gain: 35.28
Measure Window Start: 300ms
Measure Window Length: 1000ms
BWC applied: 0.14 dB
Device Reference Point: 0, 0, -6.3 mm

	Document Hearing Aid Compatibility Audio Band Magnetic (ABM) T-Coil Test Report for BlackBerry® Smartphone model RDU71CW/RDE71UW		Page 15(121)
	Author Data Daoud Attayi	Dates of Test Mar. 09-28, 2011	Report No RTS-3933-1105-51A RTS-2580-1106-37

Cursor:

ABM1/ABM2 = 29.57 dB
 ABM1 comp = 5.65 dB A/m
 BWC Factor = 0.14 dB
 Location: -3, 12, 4.4 mm

T-Coil scan/General Scans 2 2/z (axial) wideband at best S/N 2/ABM [HAC-2007] Freq Resp(x,y,z,f) (1x1x1):

Measurement grid: dx=10mm, dy=10mm
 Signal Type: Audio File (.wav) 48k_voice_300-3000_2s.wav
 Output Gain: 69.12
 Measure Window Start: 2000ms
 Measure Window Length: 4000ms
 BWC applied: 10.78 dB
 Device Reference Point: 0, 0, -6.3 mm

Cursor:

Diff = 2.00 dB
 BWC Factor = 10.78 dB
 Location: -5, 10, 3.7 mm

T-Coil scan/General Scans 2/z (axial) wideband at best S/N 2/ABM [HAC-2007] Freq Resp(x,y,z,f) (1x1x1):

Measurement grid: dx=10mm, dy=10mm
 Signal Type: Audio File (.wav) 48k_voice_300-3000_2s.wav
 Output Gain: 69.12
 Measure Window Start: 2000ms
 Measure Window Length: 4000ms
 BWC applied: 10.79 dB
 Device Reference Point: 0, 0, -6.3 mm

Cursor:

Diff = 2.00 dB
 BWC Factor = 10.79 dB
 Location: -5, 10, 3.7 mm

T-Coil scan/General Scans 2 2 2/z (axial) wideband at best S/N 2/ABM [HAC-2007] Freq Resp(x,y,z,f) (1x1x1):

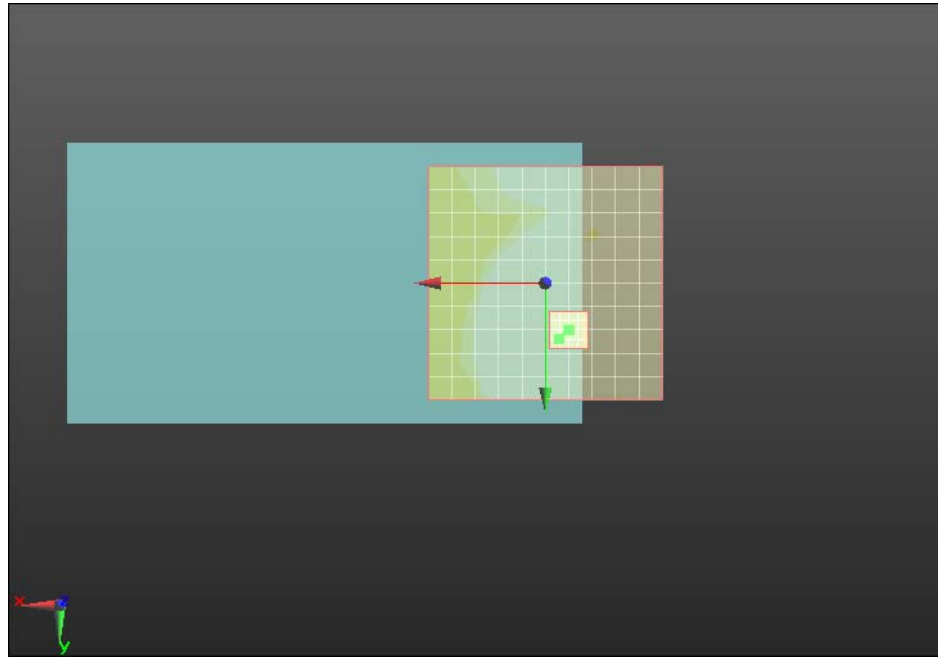
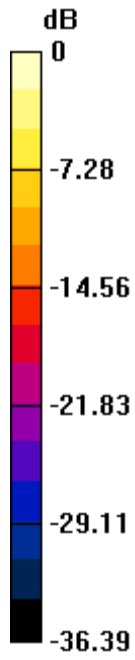
Measurement grid: dx=10mm, dy=10mm
 Signal Type: Audio File (.wav) 48k_voice_300-3000_2s.wav
 Output Gain: 69.12
 Measure Window Start: 2000ms
 Measure Window Length: 4000ms
 BWC applied: 10.78 dB
 Device Reference Point: 0, 0, -6.3 mm

Author Data
Daoud Attayi

Dates of Test
Mar. 09-28, 2011

Report No
**RTS-3933-1105-51A
RTS-2580-1106-37**

FCC ID
**L6ARDU70CW
L6ARDE70UW**



0 dB = 1.000



Document
**Hearing Aid Compatibility Audio Band Magnetic (ABM) T-Coil
Test Report for BlackBerry® Smartphone model
RDU71CW/RDE71UW**

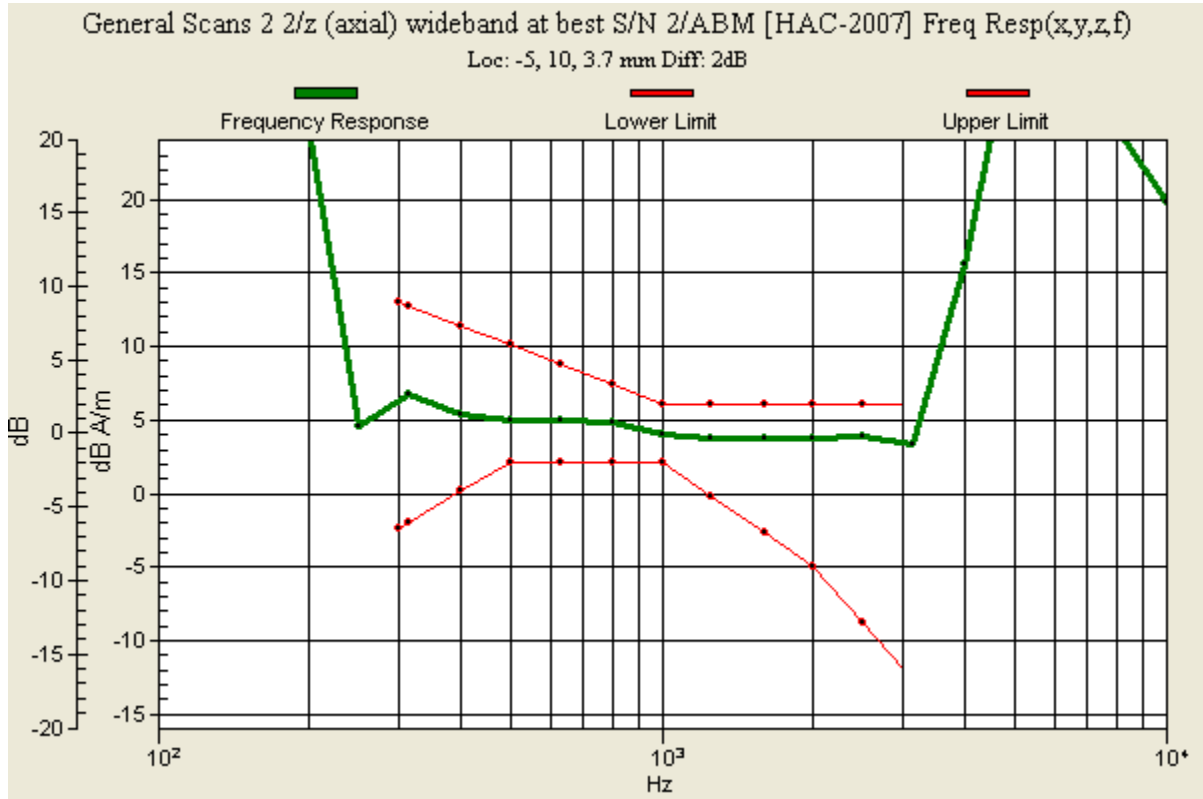
Page
17(121)

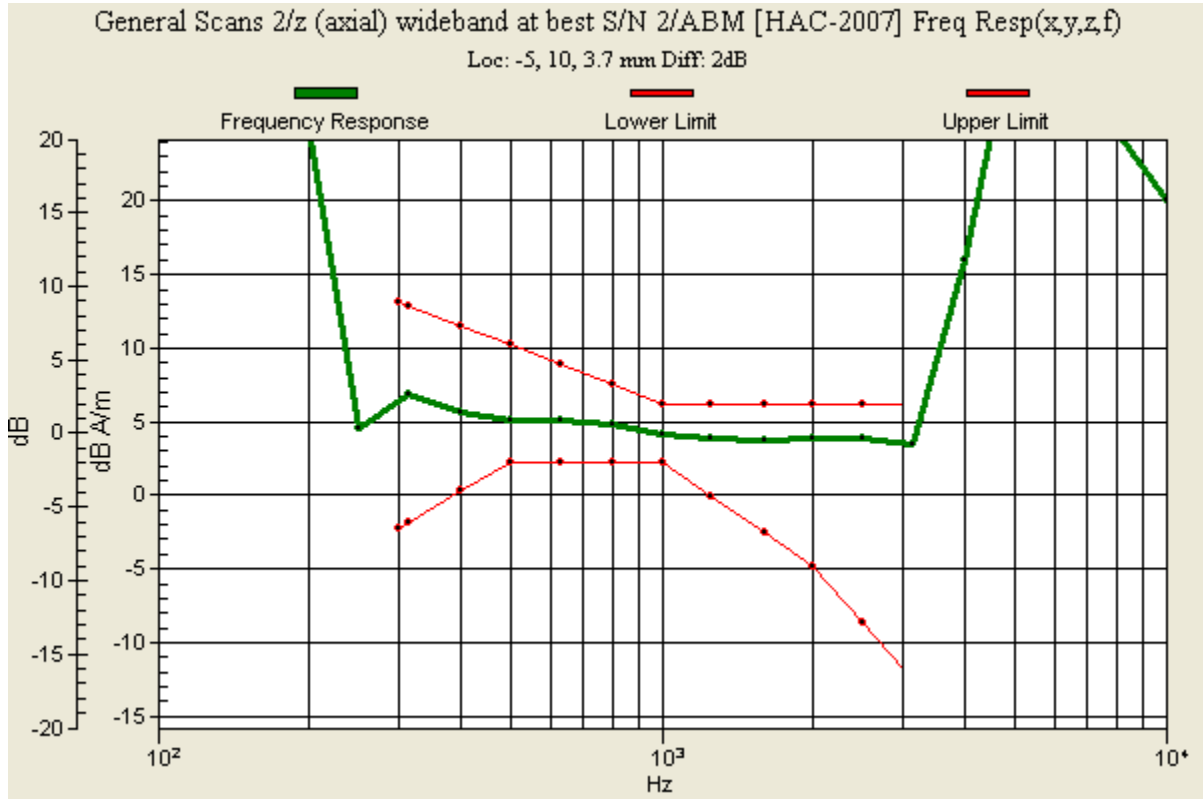
Author Data
Daoud Attayi

Dates of Test
Mar. 09-28, 2011

Report No
**RTS-3933-1105-51A
RTS-2580-1106-37**

FCC ID
**L6ARDU70CW
L6ARDE70UW**







Document
**Hearing Aid Compatibility Audio Band Magnetic (ABM) T-Coil
Test Report for BlackBerry® Smartphone model
RDU71CW/RDE71UW**

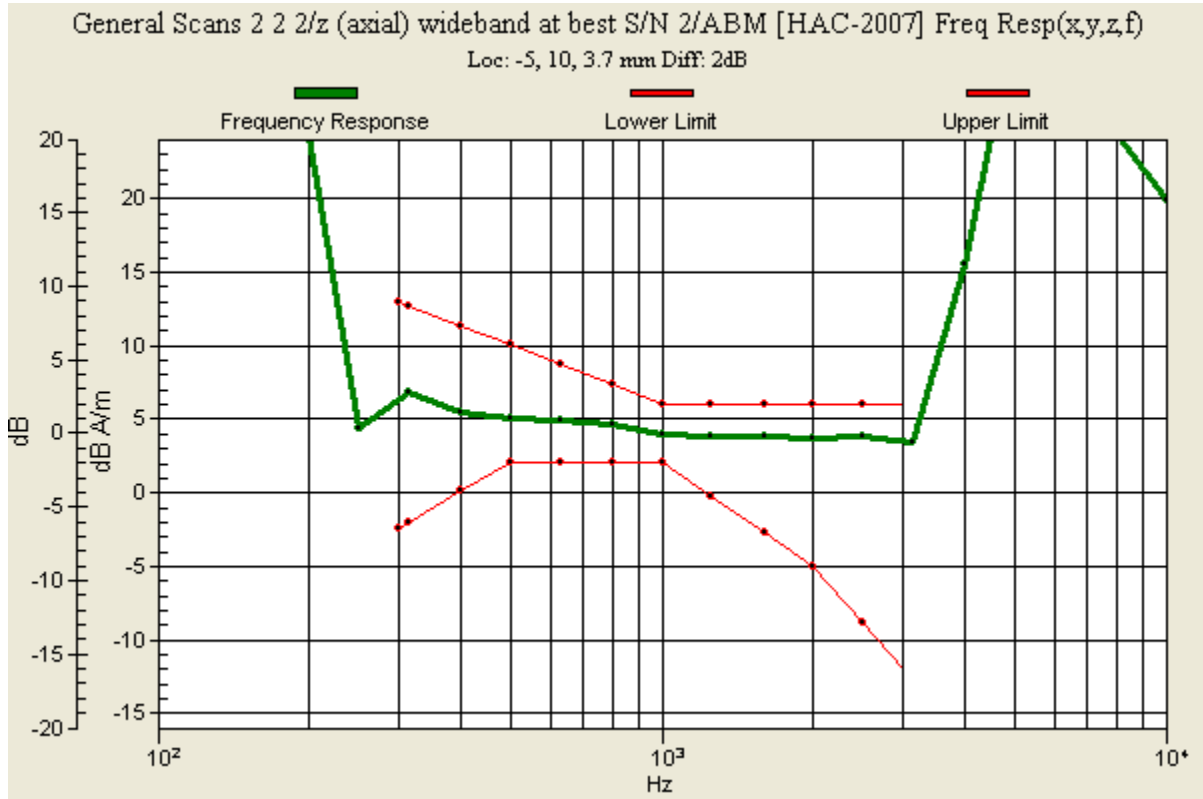
Page
19(121)


Author Data
Daoud Attayi

Dates of Test
Mar. 09-28, 2011

Report No
**RTS-3933-1105-51A
RTS-2580-1106-37**

FCC ID
**L6ARDU70CW
L6ARDE70UW**



	Document Hearing Aid Compatibility Audio Band Magnetic (ABM) T-Coil Test Report for BlackBerry® Smartphone model RDU71CW/RDE71UW		Page 20(121)
	Author Data Daoud Attayi	Dates of Test Mar. 09-28, 2011	Report No RTS-3933-1105-51A RTS-2580-1106-37

Date/Time: 3/15/2011 12:35:57 PM, Date/Time: 3/15/2011 12:49:50 PM, Date/Time: 3/15/2011

Test Laboratory: RIM Testing Services

HAC T-Coil_GSM850_radial L

DUT: BlackBerry; Type: Sample

Communication System: GSM 850; Frequency: 824.2 MHz, Frequency: 836.8 MHz, Frequency: 848.8 MHz; Communication System PAR: 9.191 dB

Medium parameters used: $\sigma = 0$ mho/m, $\epsilon_r = 1$; $\rho = 0$ kg/m³

Phantom section: TCoil Section

Measurement Standard: DASYS (IEEE/IEC/ANSI C63.19-2007)

DASY5 Configuration:

- Probe: AM1DV3 - 3062; ; Calibrated: 6/8/2010
 - Modulation Compensation:
- Sensor-Surface: 0mm (Fix Surface)
- Electronics: DAE4 Sn881; Calibrated: 4/19/2010
- Phantom: HAC RF Test Arch with AMCC; Type: SD HAC P01 BA;
- Measurement SW: DASYS2, Version 52.6 (2); SEMCAD X Version 14.4.4 (2829)

T-Coil scan/General Scans 2/x (longitudinal) 5.0mm 50 x 50/ABM [HAC-2007]

SNR(x,y,z) (11x11x1):

Measurement grid: dx=10mm, dy=10mm

Signal Type: Audio File (.wav) 48k_voice_1kHz_1s.wav


Output Gain: 35.28

Measure Window Start: 300ms

Measure Window Length: 1000ms

BWC applied: 0.15 dB

Device Reference Point: 0, 0, -6.3 mm

	Document Hearing Aid Compatibility Audio Band Magnetic (ABM) T-Coil Test Report for BlackBerry® Smartphone model RDU71CW/RDE71UW		Page 21(121)
	Author Data Daoud Attayi	Dates of Test Mar. 09-28, 2011	Report No RTS-3933-1105-51A RTS-2580-1106-37

T-Coil scan/General Scans 2/x (longitudinal) 2mm 8 x 8/ABM
[HAC-2007] SNR(x,y,z) (5x5x1):

Measurement grid: dx=10mm, dy=10mm
Signal Type: Audio File (.wav) 48k_voice_1kHz_1s.wav
Output Gain: 35.28
Measure Window Start: 300ms
Measure Window Length: 1000ms
BWC applied: 0.15 dB
Device Reference Point: 0, 0, -6.3 mm

Cursor:

ABM1/ABM2 = 21.15 dB
ABM1 comp = 0.14 dB A/m
BWC Factor = 0.15 dB
Location: -12, 10, 4.4 mm

T-Coil scan/General Scans 2 2/x (longitudinal) 2mm 8 x 8/ABM
[HAC-2007] SNR(x,y,z) (5x5x1):

Measurement grid: dx=10mm, dy=10mm
Signal Type: Audio File (.wav) 48k_voice_1kHz_1s.wav
Output Gain: 35.28
Measure Window Start: 300ms
Measure Window Length: 1000ms
BWC applied: 0.14 dB
Device Reference Point: 0, 0, -6.3 mm

Cursor:

ABM1/ABM2 = 20.95 dB
ABM1 comp = 0.18 dB A/m
BWC Factor = 0.14 dB
Location: -12, 10, 4.4 mm

T-Coil scan/General Scans 2 2 2/x (longitudinal) 2mm 8 x 8/ABM
[HAC-2007] SNR(x,y,z) (5x5x1):

Measurement grid: dx=10mm, dy=10mm
Signal Type: Audio File (.wav) 48k_voice_1kHz_1s.wav
Output Gain: 35.28
Measure Window Start: 300ms
Measure Window Length: 1000ms
BWC applied: 0.14 dB
Device Reference Point: 0, 0, -6.3 mm

Author Data
Daoud Attayi

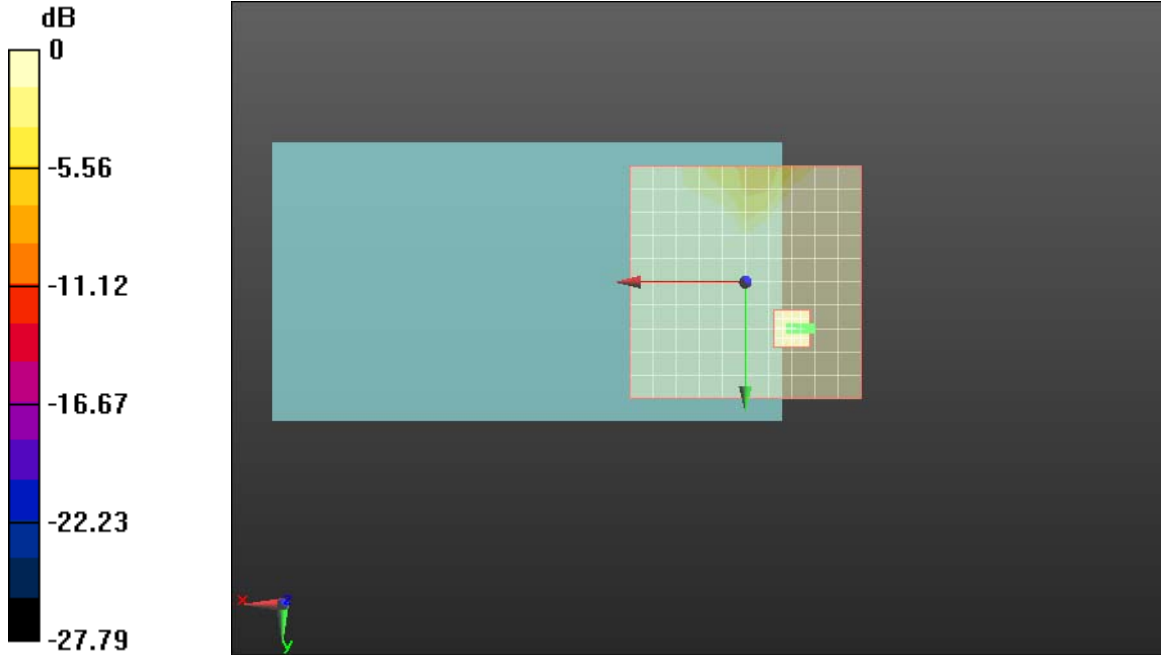
Dates of Test
Mar. 09-28, 2011


Report No
**RTS-3933-1105-51A
RTS-2580-1106-37**

FCC ID
**L6ARDU70CW
L6ARDE70UW**

Cursor:

ABM1/ABM2 = 21.00 dB
ABM1 comp = -0.65 dB A/m
BWC Factor = 0.14 dB
Location: -14, 10, 4.4 mm



	Document Hearing Aid Compatibility Audio Band Magnetic (ABM) T-Coil Test Report for BlackBerry® Smartphone model RDU71CW/RDE71UW		Page 23(121)
	Author Data Daoud Attayi	Dates of Test Mar. 09-28, 2011	Report No RTS-3933-1105-51A RTS-2580-1106-37

Date/Time: 3/11/2011 1:10:48 PM, Date/Time: 3/11/2011 2:11:28 PM, Date/Time: 3/11/2011

Test Laboratory: RIM Testing Services

HAC T-Coil_GSM850_radial T

DUT: BlackBerry; Type: Sample

Communication System: GSM 850; Frequency: 836.8 MHz, Frequency: 824.2 MHz, Frequency: 848.8 MHz; Communication System PAR: 9.191 dB

Medium parameters used: $\sigma = 0$ mho/m, $\epsilon_r = 1$; $\rho = 0$ kg/m³

Phantom section: TCoil Section

Measurement Standard: DASYS (IEEE/IEC/ANSI C63.19-2007)

DASY5 Configuration:

- Probe: AM1DV3 - 3062; ; Calibrated: 6/8/2010
 - Modulation Compensation:
- Sensor-Surface: 0mm (Fix Surface)
- Electronics: DAE4 Sn881; Calibrated: 4/19/2010
- Phantom: HAC RF Test Arch with AMCC; Type: SD HAC P01 BA;
- Measurement SW: DASYS2, Version 52.6 (2); SEMCAD X Version 14.4.4 (2829)

T-Coil scan/General Scans 2/y (transversal) 5.0mm 50 x 50/ABM [HAC-2007]

SNR(x,y,z) (11x11x1):

Measurement grid: dx=10mm, dy=10mm

Signal Type: Audio File (.wav) 48k_voice_1kHz_1s.wav


Output Gain: 35.28

Measure Window Start: 300ms

Measure Window Length: 1000ms

BWC applied: 0.14 dB

Device Reference Point: 0, 0, -6.3 mm

	Document Hearing Aid Compatibility Audio Band Magnetic (ABM) T-Coil Test Report for BlackBerry® Smartphone model RDU71CW/RDE71UW		Page 24(121)
	Author Data Daoud Attayi	Dates of Test Mar. 09-28, 2011	Report No RTS-3933-1105-51A RTS-2580-1106-37

T-Coil scan/General Scans 2 2/y (transversal) 2mm 8 x 8/ABM [HAC-2007] SNR(x,y,z) (5x5x1):

Measurement grid: dx=10mm, dy=10mm
Signal Type: Audio File (.wav) 48k_voice_1kHz_1s.wav
Output Gain: 35.28
Measure Window Start: 300ms
Measure Window Length: 1000ms
BWC applied: 0.14 dB
Device Reference Point: 0, 0, -6.3 mm

Cursor:

ABM1/ABM2 = 38.95 dB
ABM1 comp = -4.22 dB A/m
BWC Factor = 0.14 dB
Location: 0, 5, 4.4 mm

T-Coil scan/General Scans 2/y (transversal) 2mm 8 x 8/ABM [HAC-2007] SNR(x,y,z) (5x5x1):

Measurement grid: dx=10mm, dy=10mm
Signal Type: Audio File (.wav) 48k_voice_1kHz_1s.wav
Output Gain: 35.28
Measure Window Start: 300ms
Measure Window Length: 1000ms
BWC applied: 0.14 dB
Device Reference Point: 0, 0, -6.3 mm

Cursor:

ABM1/ABM2 = 38.88 dB
ABM1 comp = -4.16 dB A/m
BWC Factor = 0.14 dB
Location: 0, 5, 4.4 mm

T-Coil scan/General Scans 2 2 2/y (transversal) 2mm 8 x 8/ABM [HAC-2007] SNR(x,y,z) (5x5x1):

Measurement grid: dx=10mm, dy=10mm
Signal Type: Audio File (.wav) 48k_voice_1kHz_1s.wav
Output Gain: 35.28
Measure Window Start: 300ms
Measure Window Length: 1000ms
BWC applied: 0.14 dB
Device Reference Point: 0, 0, -6.3 mm

Author Data
Daoud Attayi

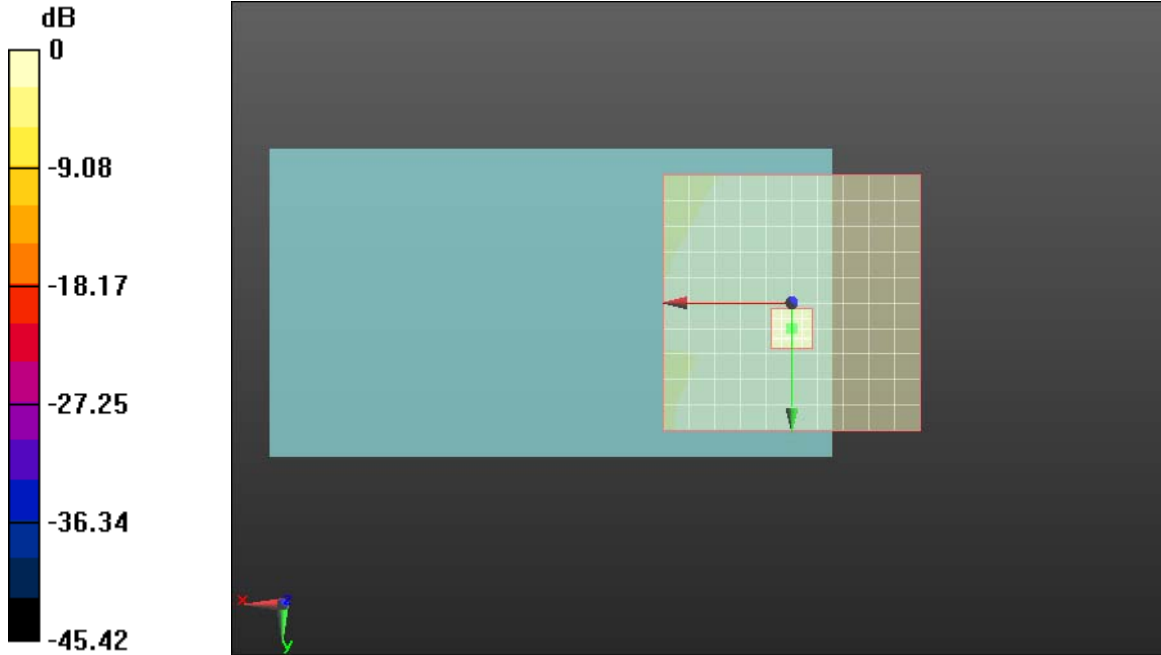
Dates of Test
Mar. 09-28, 2011

Report No
**RTS-3933-1105-51A
RTS-2580-1106-37**


FCC ID
**L6ARDU70CW
L6ARDE70UW**

Cursor:

ABM1/ABM2 = 39.07 dB
ABM1 comp = -4.29 dB A/m
BWC Factor = 0.14 dB
Location: 0, 5, 4.4 mm



0 dB = 1.000

	Document Hearing Aid Compatibility Audio Band Magnetic (ABM) T-Coil Test Report for BlackBerry® Smartphone model RDU71CW/RDE71UW		Page 26(121)
	Author Data Daoud Attayi	Dates of Test Mar. 09-28, 2011	Report No RTS-3933-1105-51A RTS-2580-1106-37

Date/Time: 3/11/2011 4:01:08 PM, Date/Time: 3/11/2011 4:14:37 PM, Date/Time: 3/11/2011 4:55:41 PM,

Test Laboratory: RIM Testing Services

HAC T-Coil_GSM1900_axial

DUT: BlackBerry; Type: Sample

Communication System: GSM 1900; Frequency: 1850.2 MHz, Frequency: 1880 MHz,
Frequency: 1909.8 MHz; Communication System PAR: 9.191 dB
Medium parameters used: $\sigma = 0$ mho/m, $\epsilon_r = 1$; $\rho = 0$ kg/m³
Phantom section: TCoil Section
Measurement Standard: DASY5 (IEEE/IEC/ANSI C63.19-2007)


DASY5 Configuration:

- Probe: AM1DV3 - 3062; ; Calibrated: 6/8/2010
 - Modulation Compensation:
- Sensor-Surface: 0mm (Fix Surface)
- Electronics: DAE4 Sn881; Calibrated: 4/19/2010
- Phantom: HAC RF Test Arch with AMCC; Type: SD HAC P01 BA;
- Measurement SW: DASY52, Version 52.6 (2); SEMCAD X Version 14.4.4 (2829)

T-Coil scan/General Scans 2/z (axial) 5.0mm 50 x 50/ABM [HAC-2007]

SNR(x,y,z) (11x11x1):

Measurement grid: dx=10mm, dy=10mm
Signal Type: Audio File (.wav) 48k_voice_1kHz_1s.wav
Output Gain: 35.28
Measure Window Start: 300ms
Measure Window Length: 1000ms
BWC applied: 0.14 dB
Device Reference Point: 0, 0, -6.3 mm

	Document Hearing Aid Compatibility Audio Band Magnetic (ABM) T-Coil Test Report for BlackBerry® Smartphone model RDU71CW/RDE71UW		Page 27(121)
	Author Data Daoud Attayi	Dates of Test Mar. 09-28, 2011	Report No RTS-3933-1105-51A RTS-2580-1106-37

T-Coil scan/General Scans 2/z (axial) 2mm 8 x 8/ABM [HAC-2007]

SNR(x,y,z) (5x5x1):

Measurement grid: dx=10mm, dy=10mm
Signal Type: Audio File (.wav) 48k_voice_1kHz_1s.wav
Output Gain: 35.28
Measure Window Start: 300ms
Measure Window Length: 1000ms
BWC applied: 0.14 dB
Device Reference Point: 0, 0, -6.3 mm

Cursor:

ABM1/ABM2 = 37.63 dB
ABM1 comp = 7.84 dB A/m
BWC Factor = 0.14 dB
Location: -3, 12, 4.4 mm

T-Coil scan/General Scans 2 2/z (axial) 2mm 8 x 8/ABM [HAC-2007]

SNR(x,y,z) (5x5x1):

Measurement grid: dx=10mm, dy=10mm
Signal Type: Audio File (.wav) 48k_voice_1kHz_1s.wav
Output Gain: 35.28
Measure Window Start: 300ms
Measure Window Length: 1000ms
BWC applied: 0.14 dB
Device Reference Point: 0, 0, -6.3 mm


Cursor:

ABM1/ABM2 = 38.36 dB
ABM1 comp = 8.08 dB A/m
BWC Factor = 0.14 dB
Location: -3, 12, 4.4 mm

T-Coil scan/General Scans 2 2 2/z (axial) 2mm 8 x 8/ABM [HAC-

2007] SNR(x,y,z) (5x5x1):

Measurement grid: dx=10mm, dy=10mm
Signal Type: Audio File (.wav) 48k_voice_1kHz_1s.wav
Output Gain: 35.28
Measure Window Start: 300ms
Measure Window Length: 1000ms
BWC applied: 0.14 dB
Device Reference Point: 0, 0, -6.3 mm

	Document Hearing Aid Compatibility Audio Band Magnetic (ABM) T-Coil Test Report for BlackBerry® Smartphone model RDU71CW/RDE71UW		Page 28(121)
	Author Data Daoud Attayi	Dates of Test Mar. 09-28, 2011	Report No RTS-3933-1105-51A RTS-2580-1106-37

Cursor:

ABM1/ABM2 = 37.99 dB
 ABM1 comp = 7.98 dB A/m
 BWC Factor = 0.14 dB
 Location: -3, 12, 4.4 mm

T-Coil scan/General Scans 2/z (axial) wideband at best S/N 2/ABM [HAC-2007] Freq Resp(x,y,z,f) (1x1x1):

Measurement grid: dx=10mm, dy=10mm
 Signal Type: Audio File (.wav) 48k_voice_300-3000_2s.wav
 Output Gain: 69.12
 Measure Window Start: 2000ms
 Measure Window Length: 4000ms
 BWC applied: 10.79 dB
 Device Reference Point: 0, 0, -6.3 mm

Cursor:

Diff = 2.00 dB
 BWC Factor = 10.79 dB
 Location: -5, 10, 3.7 mm

T-Coil scan/General Scans 2 2/z (axial) wideband at best S/N 2/ABM [HAC-2007] Freq Resp(x,y,z,f) (1x1x1):

Measurement grid: dx=10mm, dy=10mm
 Signal Type: Audio File (.wav) 48k_voice_300-3000_2s.wav
 Output Gain: 69.12
 Measure Window Start: 2000ms
 Measure Window Length: 4000ms
 BWC applied: 10.78 dB
 Device Reference Point: 0, 0, -6.3 mm

Cursor:

Diff = 2.00 dB
 BWC Factor = 10.78 dB
 Location: -5, 10, 3.7 mm

T-Coil scan/General Scans 2 2 2/z (axial) wideband at best S/N 2/ABM [HAC-2007] Freq Resp(x,y,z,f) (1x1x1):

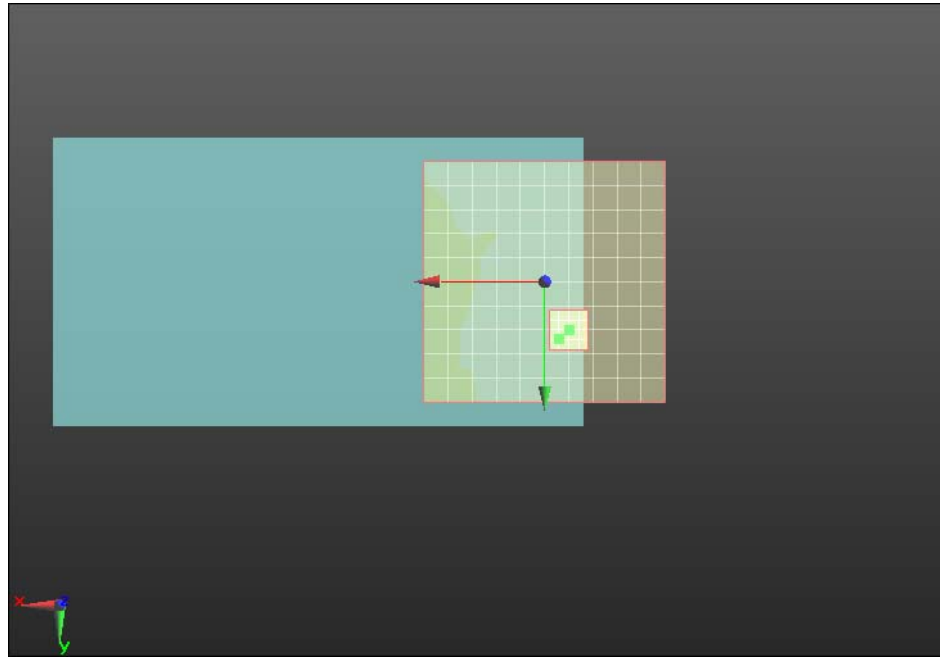
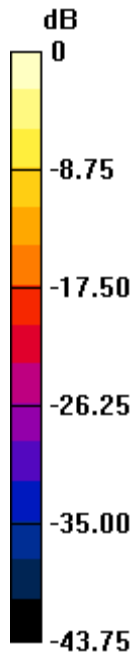
Measurement grid: dx=10mm, dy=10mm
 Signal Type: Audio File (.wav) 48k_voice_300-3000_2s.wav
 Output Gain: 69.12
 Measure Window Start: 2000ms
 Measure Window Length: 4000ms
 BWC applied: 10.78 dB
 Device Reference Point: 0, 0, -6.3 mm

Author Data
Daoud Attayi

Dates of Test
Mar. 09-28, 2011

Report No
**RTS-3933-1105-51A
RTS-2580-1106-37**

FCC ID
**L6ARDU70CW
L6ARDE70UW**



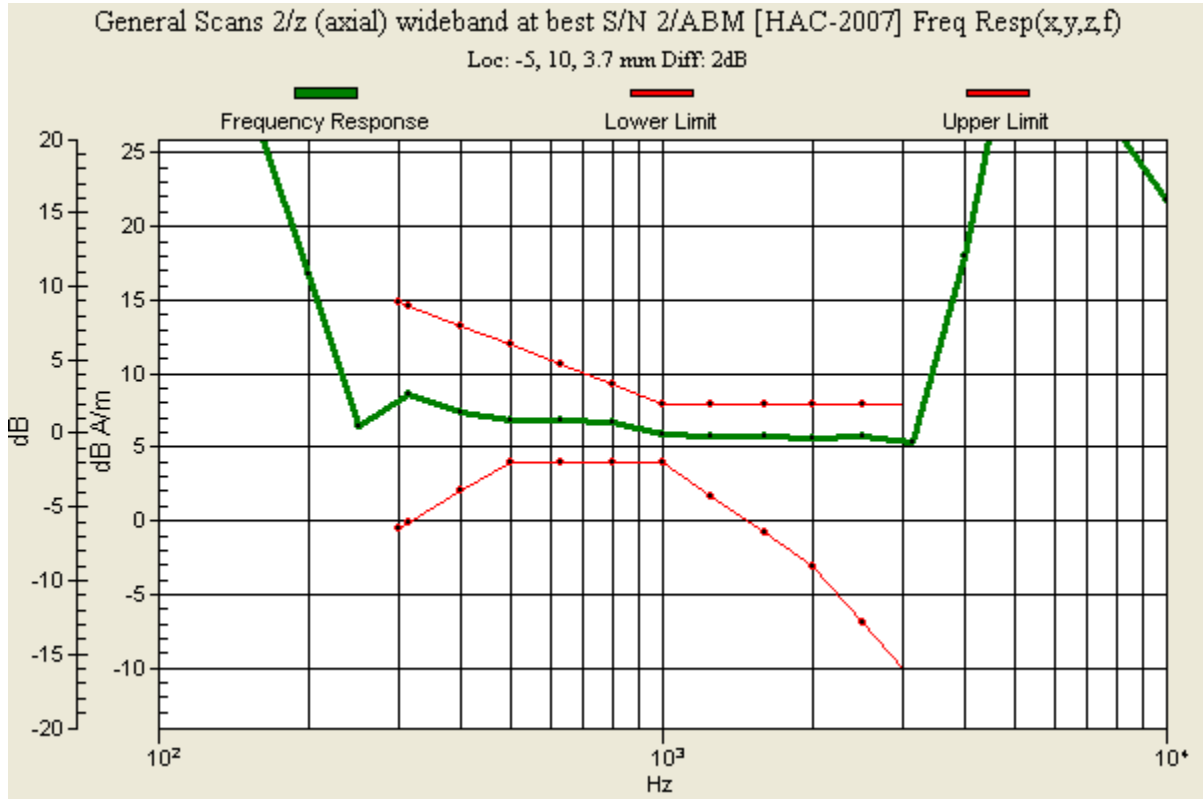
0 dB = 1.000

Author Data
Daoud Attayi

Dates of Test
Mar. 09-28, 2011

Report No
**RTS-3933-1105-51A
RTS-2580-1106-37**

FCC ID
**L6ARDU70CW
L6ARDE70UW**

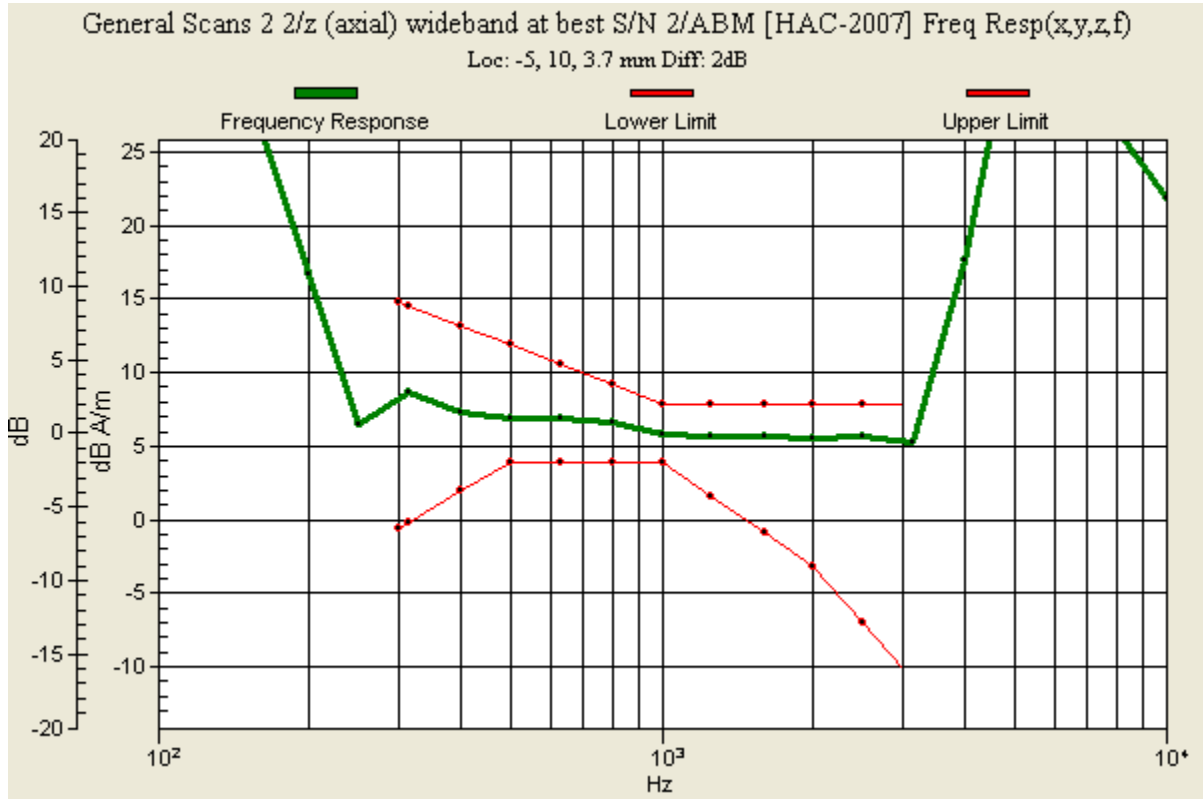


Author Data
Daoud Attayi

Dates of Test
Mar. 09-28, 2011

Report No
RTS-3933-1105-51A
RTS-2580-1106-37

FCC ID
L6ARDU70CW
L6ARDE70UW





Document
**Hearing Aid Compatibility Audio Band Magnetic (ABM) T-Coil
Test Report for BlackBerry® Smartphone model
RDU71CW/RDE71UW**

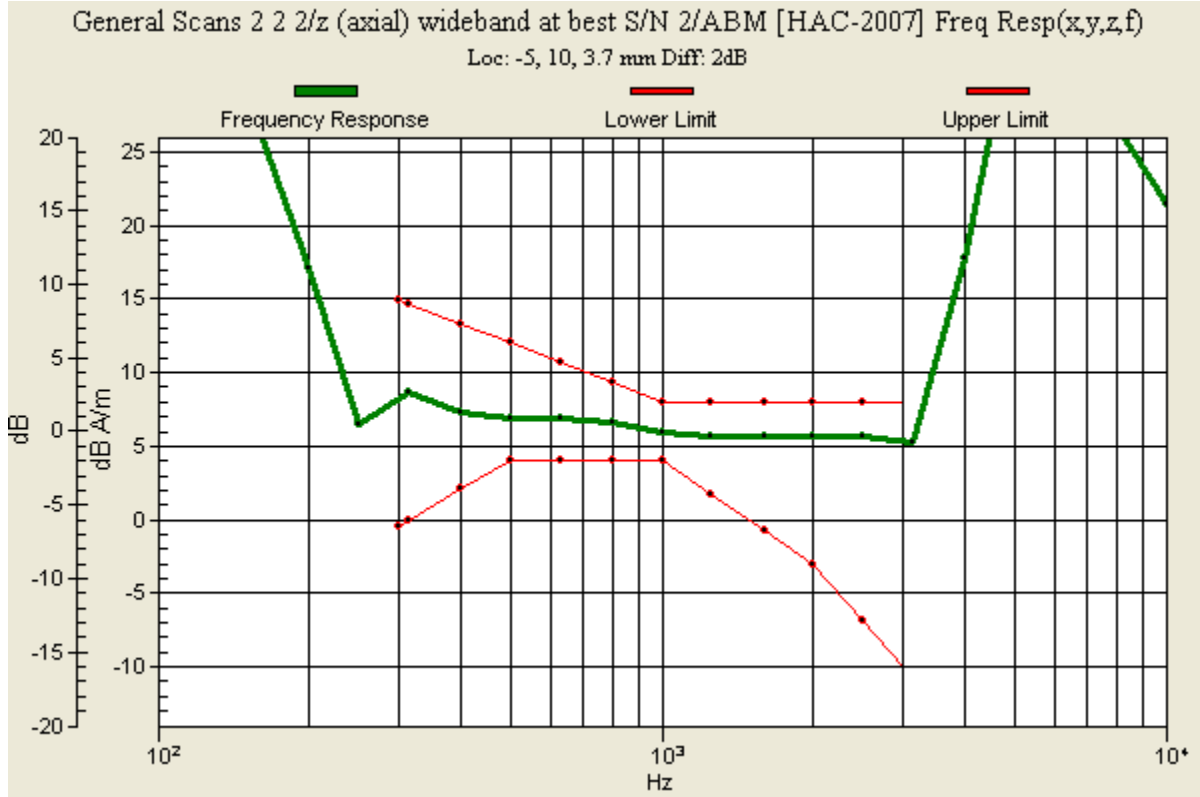
Page
32(121)


Author Data
Daoud Attayi

Dates of Test
Mar. 09-28, 2011

Report No
**RTS-3933-1105-51A
RTS-2580-1106-37**

FCC ID
**L6ARDU70CW
L6ARDE70UW**



	Document Hearing Aid Compatibility Audio Band Magnetic (ABM) T-Coil Test Report for BlackBerry® Smartphone model RDU71CW/RDE71UW		Page 33(121)
	Author Data Daoud Attayi	Dates of Test Mar. 09-28, 2011	Report No RTS-3933-1105-51A RTS-2580-1106-37

Date/Time: 3/11/2011 4:17:43 PM, Date/Time: 3/11/2011 4:31:34 PM

Test Laboratory: RIM Testing Services

HAC T-Coil_GSM1900_radial L

DUT: BlackBerry; Type: Sample


Communication System: GSM 1900; Frequency: 1850.2 MHz, Frequency: 1880 MHz,
Frequency: 1909.8 MHz; Communication System PAR: 9.191 dB
Medium parameters used: $\sigma = 0$ mho/m, $\epsilon_r = 1$; $\rho = 0$ kg/m³
Phantom section: TCoil Section
Measurement Standard: DASYS (IEEE/IEC/ANSI C63.19-2007)

DASY5 Configuration:

- Probe: AM1DV3 - 3062; ; Calibrated: 6/8/2010
 - Modulation Compensation:
- Sensor-Surface: 0mm (Fix Surface)
- Electronics: DAE4 Sn881; Calibrated: 4/19/2010
- Phantom: HAC RF Test Arch with AMCC; Type: SD HAC P01 BA;
- Measurement SW: DASYS2, Version 52.6 (2); SEMCAD X Version 14.4.4 (2829)

T-Coil scan/General Scans 2/x (longitudinal) 5.0mm 50 x 50/ABM [HAC-2007] SNR(x,y,z) (11x11x1):

Measurement grid: dx=10mm, dy=10mm
Signal Type: Audio File (.wav) 48k_voice_1kHz_1s.wav
Output Gain: 35.28
Measure Window Start: 300ms
Measure Window Length: 1000ms
BWC applied: 0.14 dB
Device Reference Point: 0, 0, -6.3 mm

	Document Hearing Aid Compatibility Audio Band Magnetic (ABM) T-Coil Test Report for BlackBerry® Smartphone model RDU71CW/RDE71UW		Page 34(121)
	Author Data Daoud Attayi	Dates of Test Mar. 09-28, 2011	Report No RTS-3933-1105-51A RTS-2580-1106-37

T-Coil scan/General Scans 2/x (longitudinal) 2mm 8 x 8/ABM
[HAC-2007] SNR(x,y,z) (5x5x1):

Measurement grid: dx=10mm, dy=10mm
Signal Type: Audio File (.wav) 48k_voice_1kHz_1s.wav
Output Gain: 35.28
Measure Window Start: 300ms
Measure Window Length: 1000ms
BWC applied: 0.14 dB
Device Reference Point: 0, 0, -6.3 mm

Cursor:

ABM1/ABM2 = 27.48 dB
ABM1 comp = -0.01 dB A/m
BWC Factor = 0.14 dB
Location: -12, 10, 4.4 mm

T-Coil scan/General Scans 2 2/x (longitudinal) 2mm 8 x 8/ABM
[HAC-2007] SNR(x,y,z) (5x5x1):

Measurement grid: dx=10mm, dy=10mm
Signal Type: Audio File (.wav) 48k_voice_1kHz_1s.wav
Output Gain: 35.28
Measure Window Start: 300ms
Measure Window Length: 1000ms
BWC applied: 0.14 dB
Device Reference Point: 0, 0, -6.3 mm

Cursor:

ABM1/ABM2 = 27.51 dB
ABM1 comp = 0.75 dB A/m
BWC Factor = 0.14 dB
Location: -10, 10, 4.4 mm

T-Coil scan/General Scans 2 2 2/x (longitudinal) 2mm 8 x 8/ABM
[HAC-2007] SNR(x,y,z) (5x5x1):

Measurement grid: dx=10mm, dy=10mm
Signal Type: Audio File (.wav) 48k_voice_1kHz_1s.wav
Output Gain: 35.28
Measure Window Start: 300ms
Measure Window Length: 1000ms
BWC applied: 0.14 dB
Device Reference Point: 0, 0, -6.3 mm

Author Data
Daoud Attayi

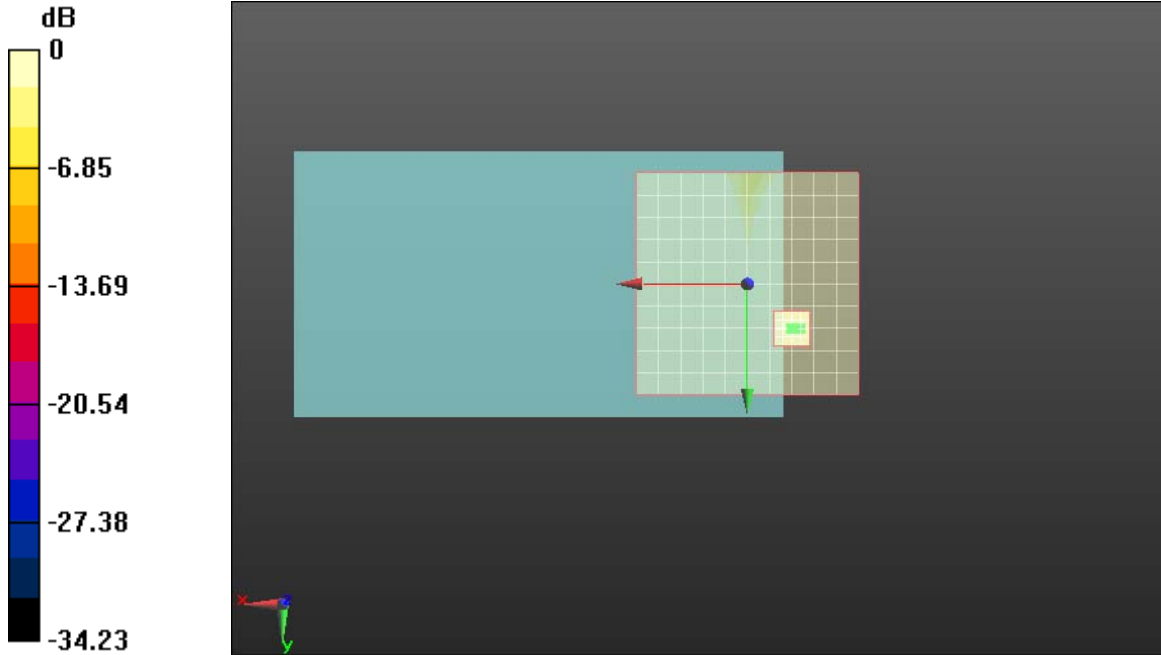
Dates of Test
Mar. 09-28, 2011

Report No
**RTS-3933-1105-51A
 RTS-2580-1106-37**


FCC ID
**L6ARDU70CW
 L6ARDE70UW**

Cursor:

ABM1/ABM2 = 27.27 dB
 ABM1 comp = 0.79 dB A/m
 BWC Factor = 0.14 dB
 Location: -10, 10, 4.4 mm



0 dB = 1.000

	Document Hearing Aid Compatibility Audio Band Magnetic (ABM) T-Coil Test Report for BlackBerry® Smartphone model RDU71CW/RDE71UW		Page 36(121)
	Author Data Daoud Attayi	Dates of Test Mar. 09-28, 2011	Report No RTS-3933-1105-51A RTS-2580-1106-37

Date/Time: 3/11/2011 4:34:59 PM, Date/Time: 3/11/2011 4:48:26 PM, Date/Time: 3/11/2011

Test Laboratory: RIM Testing Services

HAC T-Coil_GSM1900_radial T

DUT: BlackBerry; Type: Sample

Communication System: GSM 1900; Frequency: 1850.2 MHz, Frequency: 1880 MHz,
Frequency: 1909.8 MHz; Communication System PAR: 9.191 dB
Medium parameters used: $\sigma = 0$ mho/m, $\epsilon_r = 1$; $\rho = 0$ kg/m³
Phantom section: TCoil Section
Measurement Standard: DASYS (IEEE/IEC/ANSI C63.19-2007)


DASY5 Configuration:

- Probe: AM1DV3 - 3062; ; Calibrated: 6/8/2010
 - Modulation Compensation:
- Sensor-Surface: 0mm (Fix Surface)
- Electronics: DAE4 Sn881; Calibrated: 4/19/2010
- Phantom: HAC RF Test Arch with AMCC; Type: SD HAC P01 BA;
- Measurement SW: DASYS2, Version 52.6 (2); SEMCAD X Version 14.4.4 (2829)

T-Coil scan/General Scans 2/y (transversal) 5.0mm 50 x 50/ABM [HAC-2007]

SNR(x,y,z) (11x11x1):

Measurement grid: dx=10mm, dy=10mm
Signal Type: Audio File (.wav) 48k_voice_1kHz_1s.wav
Output Gain: 35.28
Measure Window Start: 300ms
Measure Window Length: 1000ms
BWC applied: 0.14 dB
Device Reference Point: 0, 0, -6.3 mm

	Document Hearing Aid Compatibility Audio Band Magnetic (ABM) T-Coil Test Report for BlackBerry® Smartphone model RDU71CW/RDE71UW		Page 37(121)
	Author Data Daoud Attayi	Dates of Test Mar. 09-28, 2011	Report No RTS-3933-1105-51A RTS-2580-1106-37

T-Coil scan/General Scans 2/y (transversal) 2mm 8 x 8/ABM [HAC-2007] SNR(x,y,z) (5x5x1):

Measurement grid: dx=10mm, dy=10mm
Signal Type: Audio File (.wav) 48k_voice_1kHz_1s.wav
Output Gain: 35.28
Measure Window Start: 300ms
Measure Window Length: 1000ms
BWC applied: 0.14 dB
Device Reference Point: 0, 0, -6.3 mm

Cursor:

ABM1/ABM2 = 41.87 dB
ABM1 comp = -2.57 dB A/m
BWC Factor = 0.14 dB
Location: -4, 3, 4.4 mm

T-Coil scan/General Scans 2 2/y (transversal) 2mm 8 x 8/ABM [HAC-2007] SNR(x,y,z) (5x5x1):

Measurement grid: dx=10mm, dy=10mm
Signal Type: Audio File (.wav) 48k_voice_1kHz_1s.wav
Output Gain: 35.28
Measure Window Start: 300ms
Measure Window Length: 1000ms
BWC applied: 0.14 dB
Device Reference Point: 0, 0, -6.3 mm

Cursor:

ABM1/ABM2 = 41.80 dB
ABM1 comp = -2.70 dB A/m
BWC Factor = 0.14 dB
Location: -4, 3, 4.4 mm

T-Coil scan/General Scans 2 2 2/y (transversal) 2mm 8 x 8/ABM [HAC-2007] SNR(x,y,z) (5x5x1):

Measurement grid: dx=10mm, dy=10mm
Signal Type: Audio File (.wav) 48k_voice_1kHz_1s.wav
Output Gain: 35.28
Measure Window Start: 300ms
Measure Window Length: 1000ms
BWC applied: 0.14 dB
Device Reference Point: 0, 0, -6.3 mm

Author Data
Daoud Attayi

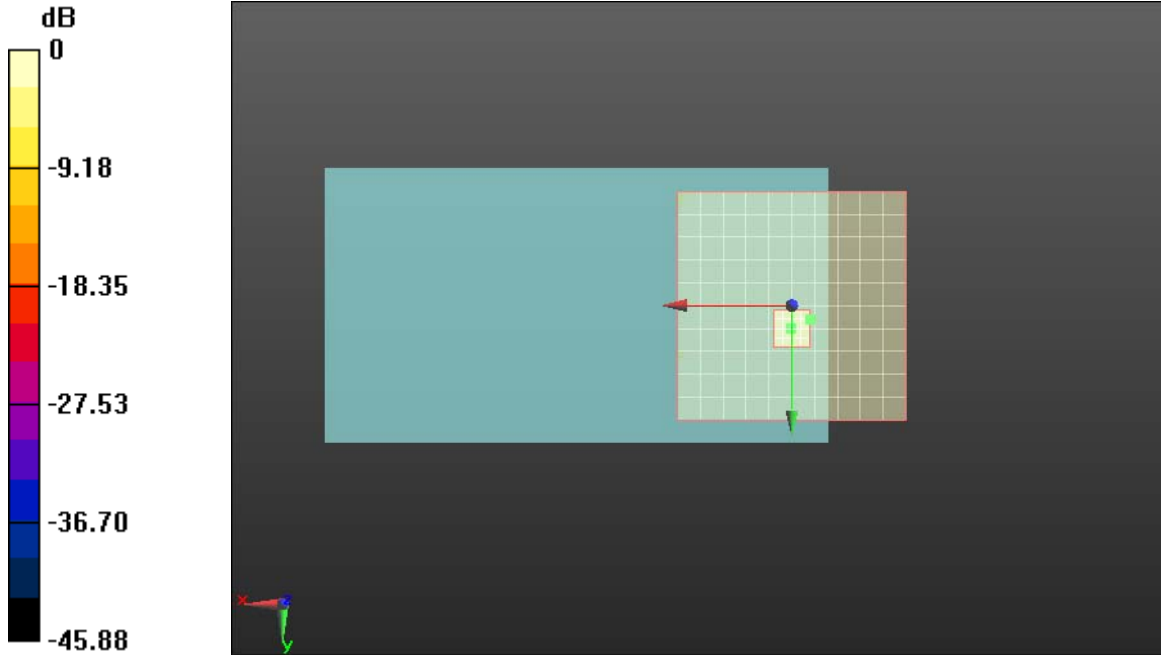
Dates of Test
Mar. 09-28, 2011

Report No
RTS-3933-1105-51A
RTS-2580-1106-37


FCC ID
L6ARDU70CW
L6ARDE70UW

Cursor:

ABM1/ABM2 = 41.67 dB
 ABM1 comp = -2.67 dB A/m
 BWC Factor = 0.14 dB
 Location: -4, 3, 4.4 mm



0 dB = 1.000

	Document Hearing Aid Compatibility Audio Band Magnetic (ABM) T-Coil Test Report for BlackBerry® Smartphone model RDU71CW/RDE71UW		Page 39(121)
	Author Data Daoud Attayi	Dates of Test Mar. 09-28, 2011	Report No RTS-3933-1105-51A RTS-2580-1106-37

Date/Time: 3/14/2011 11:10:36 AM, Date/Time: 3/14/2011 11:24:04 AM,

Test Laboratory: RIM Testing Services

HAC T-Coil_CDMA800_axial

DUT: BlackBerry; Type: Sample

Communication System: CDMA 800; Frequency: 824.7 MHz, Frequency: 836.52 MHz,
Frequency: 848.52 MHz; Communication System PAR: 0 dB
Medium parameters used: $\sigma = 0$ mho/m, $\epsilon_r = 1$; $\rho = 0$ kg/m³
Phantom section: TCoil Section
Measurement Standard: DASYS (IEEE/IEC/ANSI C63.19-2007)


DASY5 Configuration:

- Probe: AM1DV3 - 3062; ; Calibrated: 6/8/2010
 - Modulation Compensation:
- Sensor-Surface: 0mm (Fix Surface)
- Electronics: DAE4 Sn881; Calibrated: 4/19/2010
- Phantom: HAC RF Test Arch with AMCC; Type: SD HAC P01 BA;
- Measurement SW: DASYS2, Version 52.6 (2); SEMCAD X Version 14.4.4 (2829)

T-Coil scan/General Scans 2/z (axial) 5.0mm 50 x 50/ABM [HAC-2007]

SNR(x,y,z) (11x11x1):

Measurement grid: dx=10mm, dy=10mm
Signal Type: Audio File (.wav) 48k_voice_1kHz_1s.wav
Output Gain: 28
Measure Window Start: 300ms
Measure Window Length: 1000ms
BWC applied: 0.14 dB
Device Reference Point: 0, 0, -6.3 mm

	Document Hearing Aid Compatibility Audio Band Magnetic (ABM) T-Coil Test Report for BlackBerry® Smartphone model RDU71CW/RDE71UW		Page 40(121)
	Author Data Daoud Attayi	Dates of Test Mar. 09-28, 2011	Report No RTS-3933-1105-51A RTS-2580-1106-37

T-Coil scan/General Scans 2/z (axial) 2mm 8 x 8/ABM [HAC-2007]

SNR(x,y,z) (5x5x1):

Measurement grid: dx=10mm, dy=10mm
Signal Type: Audio File (.wav) 48k_voice_1kHz_1s.wav
Output Gain: 28
Measure Window Start: 300ms
Measure Window Length: 1000ms
BWC applied: 0.14 dB
Device Reference Point: 0, 0, -6.3 mm

Cursor:

ABM1/ABM2 = 48.63 dB
ABM1 comp = 8.87 dB A/m
BWC Factor = 0.14 dB
Location: -4, 10, 4.4 mm

T-Coil scan/General Scans 2 2/z (axial) 2mm 8 x 8/ABM [HAC-2007]

SNR(x,y,z) (5x5x1):


Measurement grid: dx=10mm, dy=10mm
Signal Type: Audio File (.wav) 48k_voice_1kHz_1s.wav
Output Gain: 28
Measure Window Start: 300ms
Measure Window Length: 1000ms
BWC applied: 0.14 dB
Device Reference Point: 0, 0, -6.3 mm

Cursor:

ABM1/ABM2 = 48.51 dB
ABM1 comp = 8.77 dB A/m
BWC Factor = 0.14 dB
Location: -4, 8, 4.4 mm

T-Coil scan/General Scans 2 2 2/z (axial) 2mm 8 x 8/ABM [HAC-2007] SNR(x,y,z) (5x5x1):

Measurement grid: dx=10mm, dy=10mm
Signal Type: Audio File (.wav) 48k_voice_1kHz_1s.wav
Output Gain: 28
Measure Window Start: 300ms
Measure Window Length: 1000ms
BWC applied: 0.14 dB
Device Reference Point: 0, 0, -6.3 mm

	Document Hearing Aid Compatibility Audio Band Magnetic (ABM) T-Coil Test Report for BlackBerry® Smartphone model RDU71CW/RDE71UW		Page 41(121)
	Author Data Daoud Attayi	Dates of Test Mar. 09-28, 2011	Report No RTS-3933-1105-51A RTS-2580-1106-37

Cursor:

ABM1/ABM2 = 48.28 dB
 ABM1 comp = 9.95 dB A/m
 BWC Factor = 0.14 dB
 Location: -2, 12, 4.4 mm

T-Coil scan/General Scans 2/z (axial) wideband at best S/N 2/ABM [HAC-2007] Freq Resp(x,y,z,f) (1x1x1):

Measurement grid: dx=10mm, dy=10mm
 Signal Type: Audio File (.wav) 48k_voice_300-3000_2s.wav
 Output Gain: 54.9
 Measure Window Start: 2000ms
 Measure Window Length: 4000ms
 BWC applied: 10.78 dB
 Device Reference Point: 0, 0, -6.3 mm

Cursor:

Diff = 1.03 dB
 BWC Factor = 10.78 dB
 Location: 0, 10, 3.7 mm

T-Coil scan/General Scans 2 2/z (axial) wideband at best S/N 2/ABM [HAC-2007] Freq Resp(x,y,z,f) (1x1x1):

Measurement grid: dx=10mm, dy=10mm
 Signal Type: Audio File (.wav) 48k_voice_300-3000_2s.wav
 Output Gain: 54.9
 Measure Window Start: 2000ms
 Measure Window Length: 4000ms
 BWC applied: 10.78 dB
 Device Reference Point: 0, 0, -6.3 mm

Cursor:

Diff = 1.90 dB
 BWC Factor = 10.78 dB
 Location: 0, 10, 3.7 mm

T-Coil scan/General Scans 2 2 2/z (axial) wideband at best S/N 2/ABM [HAC-2007] Freq Resp(x,y,z,f) (1x1x1):

Measurement grid: dx=10mm, dy=10mm
 Signal Type: Audio File (.wav) 48k_voice_300-3000_2s.wav
 Output Gain: 54.9
 Measure Window Start: 2000ms
 Measure Window Length: 4000ms
 BWC applied: 10.78 dB
 Device Reference Point: 0, 0, -6.3 mm

Author Data
Daoud Attayi

Dates of Test
Mar. 09-28, 2011

Report No
RTS-3933-1105-51A
RTS-2580-1106-37

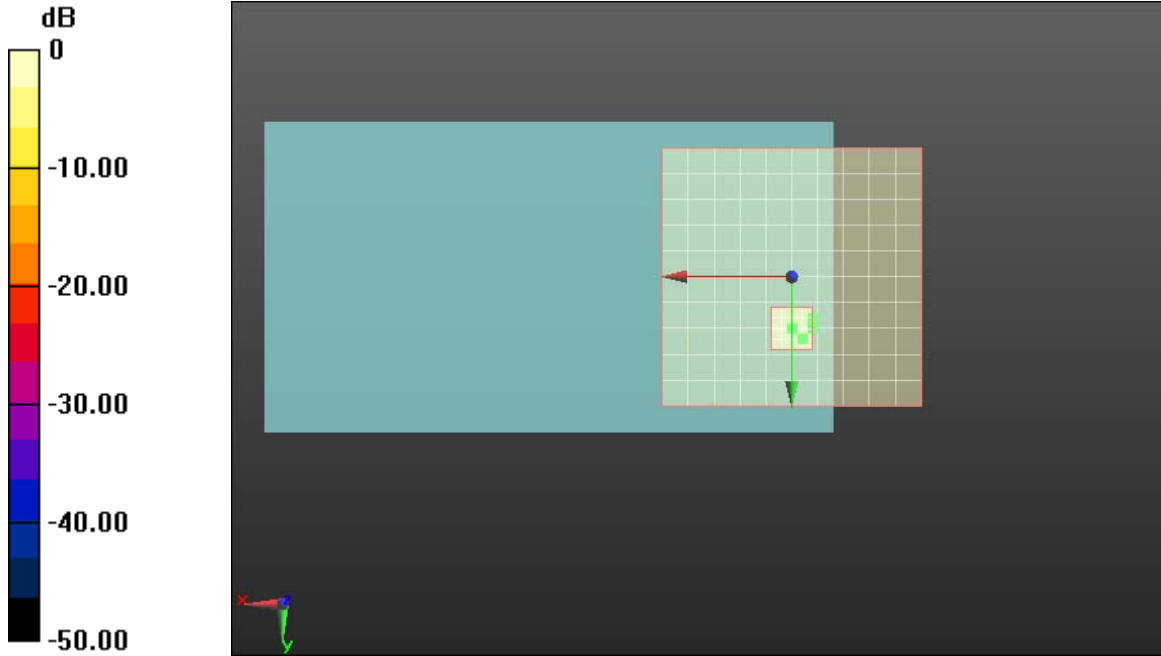
FCC ID
L6ARDU70CW
L6ARDE70UW

Cursor:

Diff = 0.68 dB

BWC Factor = 10.78 dB

Location: 0, 10, 3.7 mm



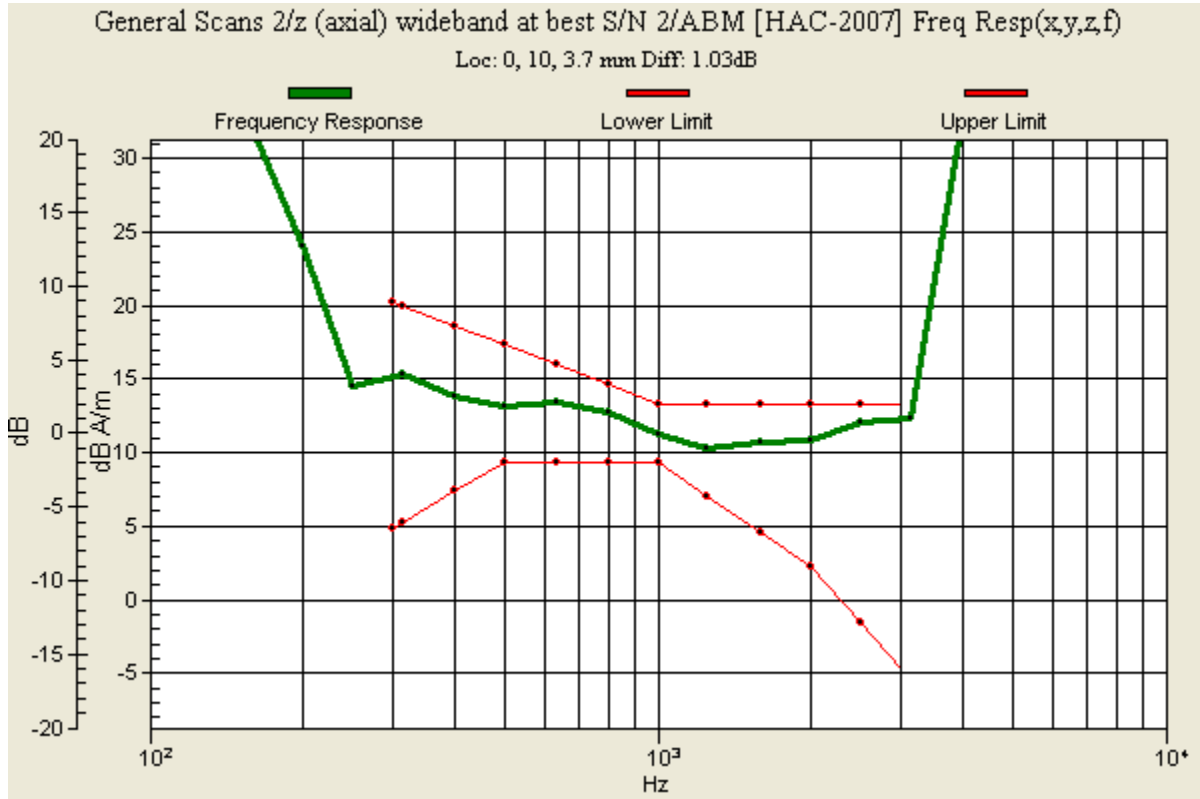
0 dB = 1.000

Author Data
Daoud Attayi

Dates of Test
Mar. 09-28, 2011

Report No
RTS-3933-1105-51A
RTS-2580-1106-37

FCC ID
L6ARDU70CW
L6ARDE70UW





Document
**Hearing Aid Compatibility Audio Band Magnetic (ABM) T-Coil
Test Report for BlackBerry® Smartphone model
RDU71CW/RDE71UW**

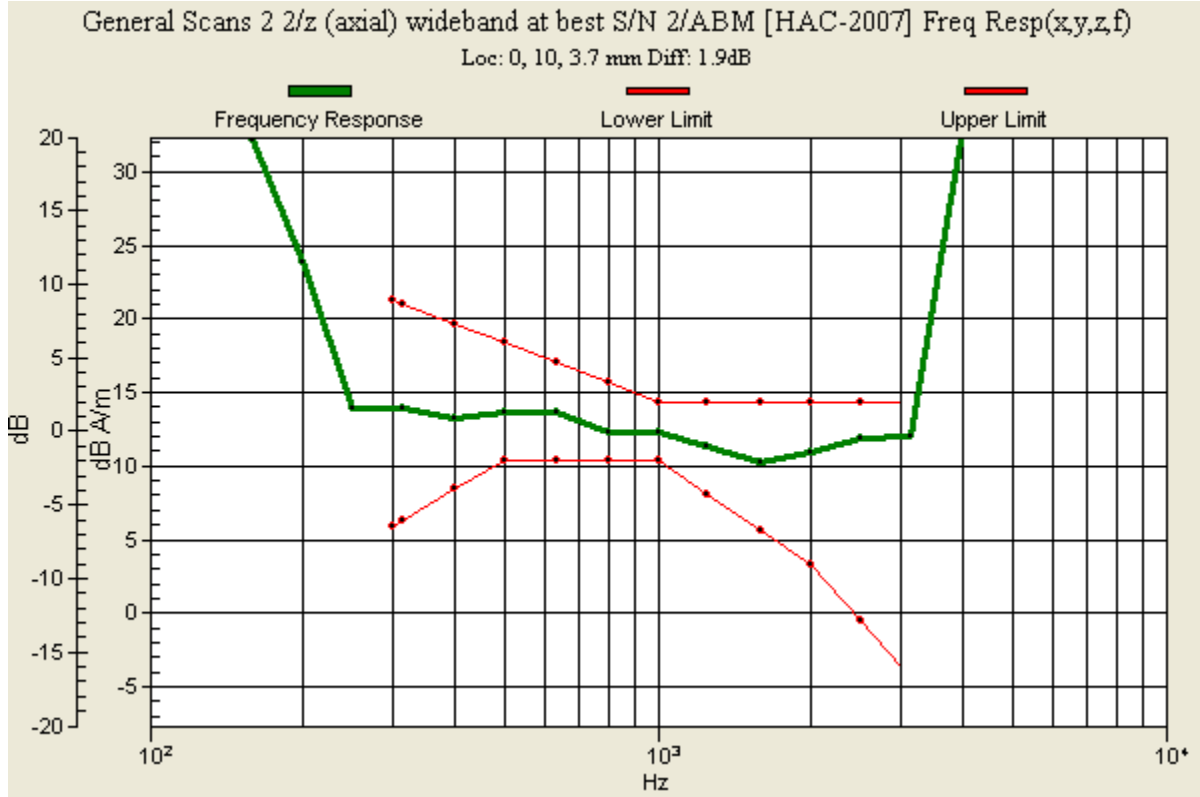
Page
44(121)

Author Data
Daoud Attayi

Dates of Test
Mar. 09-28, 2011

Report No
**RTS-3933-1105-51A
RTS-2580-1106-37**

FCC ID
**L6ARDU70CW
L6ARDE70UW**





Document
**Hearing Aid Compatibility Audio Band Magnetic (ABM) T-Coil
Test Report for BlackBerry® Smartphone model
RDU71CW/RDE71UW**

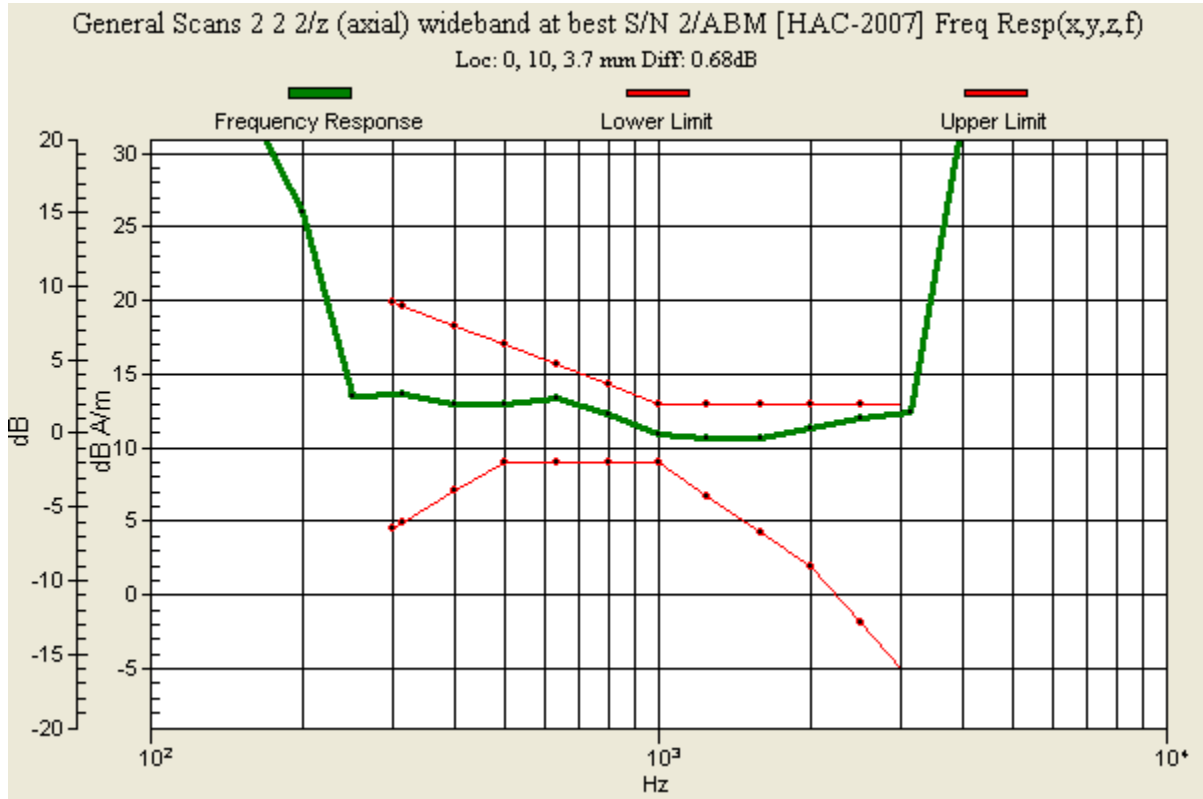
Page
45(121)


Author Data
Daoud Attayi

Dates of Test
Mar. 09-28, 2011

Report No
**RTS-3933-1105-51A
RTS-2580-1106-37**

FCC ID
**L6ARDU70CW
L6ARDE70UW**



	Document Hearing Aid Compatibility Audio Band Magnetic (ABM) T-Coil Test Report for BlackBerry® Smartphone model RDU71CW/RDE71UW		Page 46(121)
	Author Data Daoud Attayi	Dates of Test Mar. 09-28, 2011	Report No RTS-3933-1105-51A RTS-2580-1106-37

Date/Time: 3/14/2011 11:27:08 AM, Date/Time: 3/14/2011 11:41:01 AM, Date/Time: 3/14/2011

Test Laboratory: RIM Testing Services

HAC T-Coil_CDMA800_radial L

DUT: BlackBerry; Type: Sample


Communication System: CDMA 800; Frequency: 824.7 MHz, Frequency: 836.52 MHz,
Frequency: 848.52 MHz; Communication System PAR: 0 dB
Medium parameters used: $\sigma = 0$ mho/m, $\epsilon_r = 1$; $\rho = 0$ kg/m³
Phantom section: TCoil Section
Measurement Standard: DASYS (IEEE/IEC/ANSI C63.19-2007)

DASY5 Configuration:

- Probe: AM1DV3 - 3062; ; Calibrated: 6/8/2010
 - Modulation Compensation:
- Sensor-Surface: 0mm (Fix Surface)
- Electronics: DAE4 Sn881; Calibrated: 4/19/2010
- Phantom: HAC RF Test Arch with AMCC; Type: SD HAC P01 BA;
- Measurement SW: DASYS2, Version 52.6 (2); SEMCAD X Version 14.4.4 (2829)

T-Coil scan/General Scans 2/x (longitudinal) 5.0mm 50 x 50/ABM [HAC-2007] SNR(x,y,z) (11x11x1):

Measurement grid: dx=10mm, dy=10mm
Signal Type: Audio File (.wav) 48k_voice_1kHz_1s.wav
Output Gain: 28
Measure Window Start: 300ms
Measure Window Length: 1000ms
BWC applied: 0.14 dB
Device Reference Point: 0, 0, -6.3 mm

	Document Hearing Aid Compatibility Audio Band Magnetic (ABM) T-Coil Test Report for BlackBerry® Smartphone model RDU71CW/RDE71UW		Page 47(121)
	Author Data Daoud Attayi	Dates of Test Mar. 09-28, 2011	Report No RTS-3933-1105-51A RTS-2580-1106-37

T-Coil scan/General Scans 2/x (longitudinal) 2mm 8 x 8/ABM
[HAC-2007] SNR(x,y,z) (5x5x1):

Measurement grid: dx=10mm, dy=10mm
Signal Type: Audio File (.wav) 48k_voice_1kHz_1s.wav
Output Gain: 28
Measure Window Start: 300ms
Measure Window Length: 1000ms
BWC applied: 0.14 dB
Device Reference Point: 0, 0, -6.3 mm

Cursor:

ABM1/ABM2 = 41.01 dB
ABM1 comp = 1.76 dB A/m
BWC Factor = 0.14 dB
Location: -12, 10, 4.4 mm

T-Coil scan/General Scans 2 2/x (longitudinal) 2mm 8 x 8/ABM
[HAC-2007] SNR(x,y,z) (5x5x1):

Measurement grid: dx=10mm, dy=10mm
Signal Type: Audio File (.wav) 48k_voice_1kHz_1s.wav
Output Gain: 28
Measure Window Start: 300ms
Measure Window Length: 1000ms
BWC applied: 0.14 dB
Device Reference Point: 0, 0, -6.3 mm

Cursor:

ABM1/ABM2 = 41.24 dB
ABM1 comp = 1.24 dB A/m
BWC Factor = 0.14 dB
Location: -14, 10, 4.4 mm

T-Coil scan/General Scans 2 2 2/x (longitudinal) 2mm 8 x 8/ABM
[HAC-2007] SNR(x,y,z) (5x5x1):

Measurement grid: dx=10mm, dy=10mm
Signal Type: Audio File (.wav) 48k_voice_1kHz_1s.wav
Output Gain: 28
Measure Window Start: 300ms
Measure Window Length: 1000ms
BWC applied: 0.14 dB
Device Reference Point: 0, 0, -6.3 mm

Author Data
Daoud Attayi

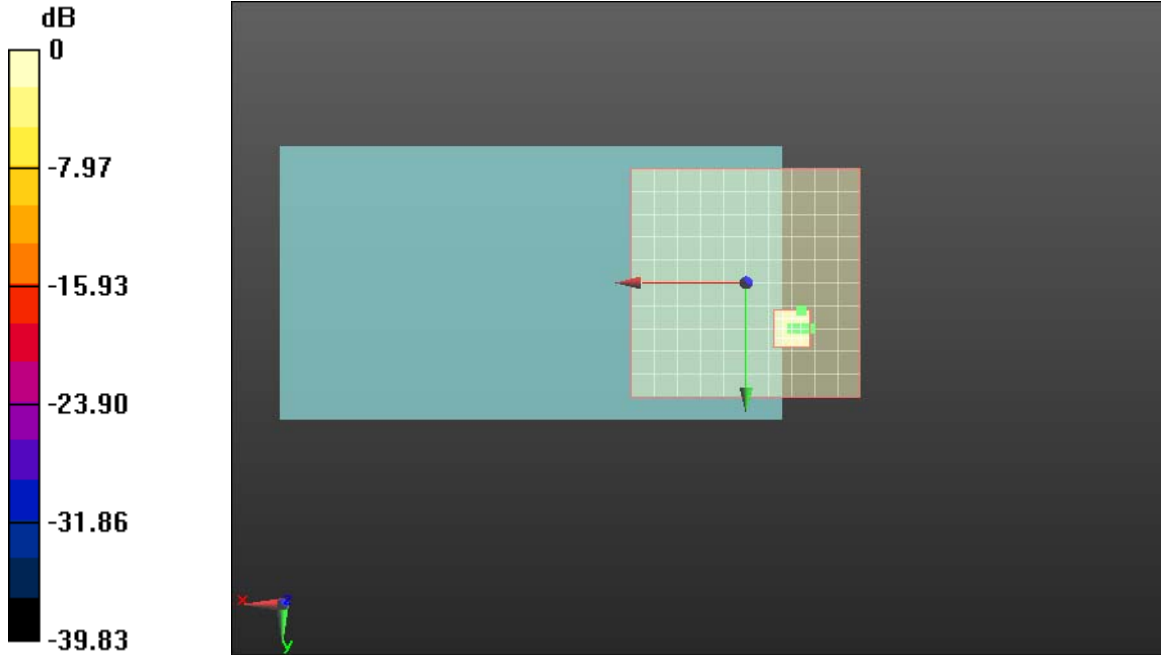
Dates of Test
Mar. 09-28, 2011

Report No
RTS-3933-1105-51A
RTS-2580-1106-37


FCC ID
L6ARDU70CW
L6ARDE70UW

Cursor:

ABM1/ABM2 = 39.77 dB
 ABM1 comp = 1.05 dB A/m
 BWC Factor = 0.14 dB
 Location: -12, 6, 4.4 mm



0 dB = 1.000

	Document Hearing Aid Compatibility Audio Band Magnetic (ABM) T-Coil Test Report for BlackBerry® Smartphone model RDU71CW/RDE71UW		Page 49(121)
	Author Data Daoud Attayi	Dates of Test Mar. 09-28, 2011	Report No RTS-3933-1105-51A RTS-2580-1106-37

Date/Time: 3/14/2011 11:44:24 AM, Date/Time: 3/14/2011 11:57:51 AM, Date/Time: 3/14/2011

Test Laboratory: RIM Testing Services

HAC T-Coil_CDMA800_radial T

DUT: BlackBerry; Type: Sample

Communication System: CDMA 800; Frequency: 824.7 MHz, Frequency: 836.52 MHz,
Frequency: 848.52 MHz; Communication System PAR: 0 dB
Medium parameters used: $\sigma = 0$ mho/m, $\epsilon_r = 1$; $\rho = 0$ kg/m³
Phantom section: TCoil Section
Measurement Standard: DASYS (IEEE/IEC/ANSI C63.19-2007)


DASY5 Configuration:

- Probe: AM1DV3 - 3062; ; Calibrated: 6/8/2010
 - Modulation Compensation:
- Sensor-Surface: 0mm (Fix Surface)
- Electronics: DAE4 Sn881; Calibrated: 4/19/2010
- Phantom: HAC RF Test Arch with AMCC; Type: SD HAC P01 BA;
- Measurement SW: DASYS2, Version 52.6 (2); SEMCAD X Version 14.4.4 (2829)

T-Coil scan/General Scans 2/y (transversal) 5.0mm 50 x 50/ABM [HAC-2007]

SNR(x,y,z) (11x11x1):

Measurement grid: dx=10mm, dy=10mm
Signal Type: Audio File (.wav) 48k_voice_1kHz_1s.wav
Output Gain: 28
Measure Window Start: 300ms
Measure Window Length: 1000ms
BWC applied: 0.14 dB
Device Reference Point: 0, 0, -6.3 mm

	Document Hearing Aid Compatibility Audio Band Magnetic (ABM) T-Coil Test Report for BlackBerry® Smartphone model RDU71CW/RDE71UW		Page 50(121)
	Author Data Daoud Attayi	Dates of Test Mar. 09-28, 2011	Report No RTS-3933-1105-51A RTS-2580-1106-37

T-Coil scan/General Scans 2/y (transversal) 2mm 8 x 8/ABM [HAC-2007] SNR(x,y,z) (5x5x1):

Measurement grid: dx=10mm, dy=10mm
Signal Type: Audio File (.wav) 48k_voice_1kHz_1s.wav
Output Gain: 28
Measure Window Start: 300ms
Measure Window Length: 1000ms
BWC applied: 0.14 dB
Device Reference Point: 0, 0, -6.3 mm

Cursor:

ABM1/ABM2 = 47.23 dB
ABM1 comp = 0.41 dB A/m
BWC Factor = 0.14 dB
Location: -1, 2, 4.4 mm

T-Coil scan/General Scans 2 2/y (transversal) 2mm 8 x 8/ABM [HAC-2007] SNR(x,y,z) (5x5x1):

Measurement grid: dx=10mm, dy=10mm
Signal Type: Audio File (.wav) 48k_voice_1kHz_1s.wav
Output Gain: 28
Measure Window Start: 300ms
Measure Window Length: 1000ms
BWC applied: 0.14 dB
Device Reference Point: 0, 0, -6.3 mm

Cursor:

ABM1/ABM2 = 46.63 dB
ABM1 comp = 1.21 dB A/m
BWC Factor = 0.14 dB
Location: -1, -2, 4.4 mm

T-Coil scan/General Scans 2 2 2/y (transversal) 2mm 8 x 8/ABM [HAC-2007] SNR(x,y,z) (5x5x1):

Measurement grid: dx=10mm, dy=10mm
Signal Type: Audio File (.wav) 48k_voice_1kHz_1s.wav
Output Gain: 28
Measure Window Start: 300ms
Measure Window Length: 1000ms
BWC applied: 0.14 dB
Device Reference Point: 0, 0, -6.3 mm

Author Data
Daoud Attayi

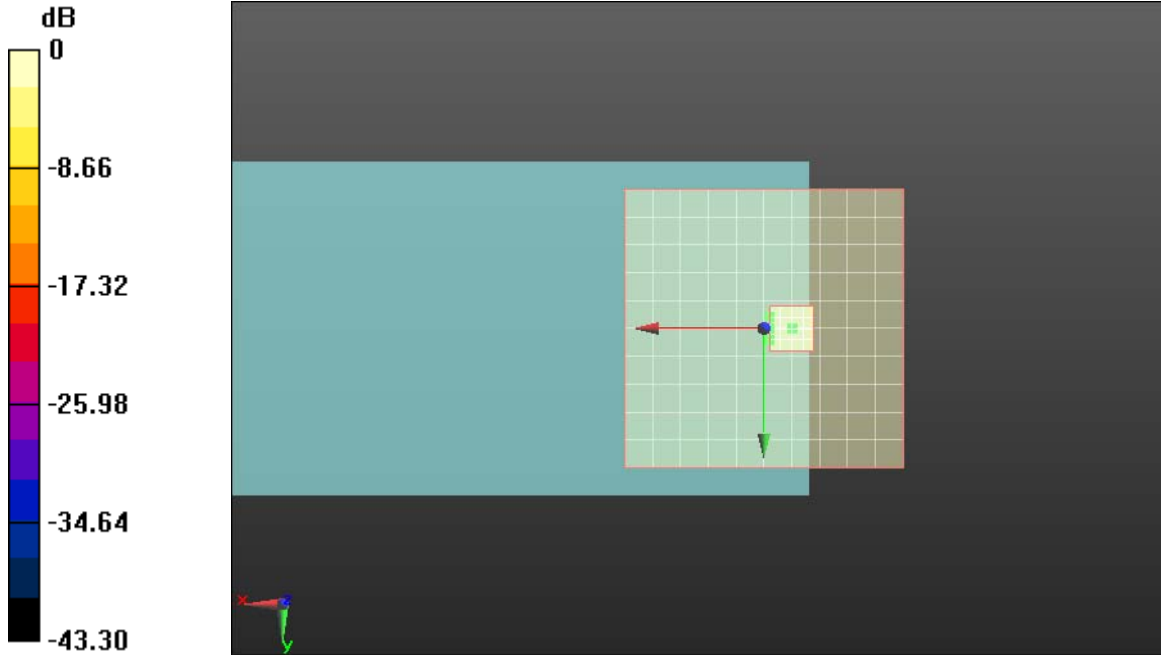
Dates of Test
Mar. 09-28, 2011

Report No
**RTS-3933-1105-51A
RTS-2580-1106-37**


FCC ID
**L6ARDU70CW
L6ARDE70UW**

Cursor:

ABM1/ABM2 = 46.98 dB
ABM1 comp = 0.50 dB A/m
BWC Factor = 0.14 dB
Location: -1, 0, 4.4 mm



0 dB = 1.000

	Document Hearing Aid Compatibility Audio Band Magnetic (ABM) T-Coil Test Report for BlackBerry® Smartphone model RDU71CW/RDE71UW		Page 52(121)
	Author Data Daoud Attayi	Dates of Test Mar. 09-28, 2011	Report No RTS-3933-1105-51A RTS-2580-1106-37

Date/Time: 3/14/2011 1:31:48 PM, Date/Time: 3/14/2011 2:05:27 PM, Date/Time: 3/14/2011

Test Laboratory: RIM Testing Services

HAC T-Coil_CDMA1900_axial

DUT: BlackBerry; Type: Sample

Communication System: CDMA 1900, Communication System: CDMA 800; Frequency: 1851.25 MHz, Frequency: 1880 MHz, Frequency: 848.52 MHz; Communication System PAR: 0 dB

Medium parameters used: $\sigma = 0$ mho/m, $\epsilon_r = 1$; $\rho = 0$ kg/m³

Phantom section: TCoil Section

Measurement Standard: DASYS (IEEE/IEC/ANSI C63.19-2007)

DASY5 Configuration:

- Probe: AM1DV3 - 3062; ; Calibrated: 6/8/2010
 - Modulation Compensation:
- Sensor-Surface: 0mm (Fix Surface)
- Electronics: DAE4 Sn881; Calibrated: 4/19/2010
- Phantom: HAC RF Test Arch with AMCC; Type: SD HAC P01 BA;
- Measurement SW: DASY52, Version 52.6 (2); SEMCAD X Version 14.4.4 (2829)

T-Coil scan/General Scans 2/z (axial) wideband at best S/N/ABM [HAC-2007]

Freq Resp(x,y,z,f) (1x1x1):

Measurement grid: dx=10mm, dy=10mm

Signal Type: Audio File (.wav) 48k_voice_300-3000_2s.wav


Output Gain: 54.9

Measure Window Start: 300ms

Measure Window Length: 2000ms

BWC applied: 10.78 dB

Device Reference Point: 0, 0, -6.3 mm

	Document Hearing Aid Compatibility Audio Band Magnetic (ABM) T-Coil Test Report for BlackBerry® Smartphone model RDU71CW/RDE71UW		Page 53(121)
	Author Data Daoud Attayi	Dates of Test Mar. 09-28, 2011	Report No RTS-3933-1105-51A RTS-2580-1106-37

Cursor:

Diff = 0.91 dB
 BWC Factor = 10.78 dB
 Location: -5, 10, 3.7 mm

T-Coil scan/General Scans 2 2/z (axial) wideband at best S/N/ABM [HAC-2007] Freq Resp(x,y,z,f) (1x1x1):

Measurement grid: dx=10mm, dy=10mm
 Signal Type: Audio File (.wav) 48k_voice_300-3000_2s.wav
 Output Gain: 54.9
 Measure Window Start: 300ms
 Measure Window Length: 2000ms
 BWC applied: 10.78 dB
 Device Reference Point: 0, 0, -6.3 mm

Cursor:

Diff = 0.87 dB
 BWC Factor = 10.78 dB
 Location: -5, 10, 3.7 mm

T-Coil scan/General Scans 2 2 2/z (axial) wideband at best S/N/ABM [HAC-2007] Freq Resp(x,y,z,f) (1x1x1):


Measurement grid: dx=10mm, dy=10mm
 Signal Type: Audio File (.wav) 48k_voice_300-3000_2s.wav
 Output Gain: 54.9
 Measure Window Start: 300ms
 Measure Window Length: 2000ms
 BWC applied: 10.79 dB
 Device Reference Point: 0, 0, -6.3 mm

Cursor:

Diff = 1.13 dB
 BWC Factor = 10.79 dB
 Location: -5, 10, 3.7 mm

T-Coil scan/General Scans 2/z (axial) 5.0mm 50 x 50/ABM [HAC-2007] SNR(x,y,z) (11x11x1):

Measurement grid: dx=10mm, dy=10mm
 Signal Type: Audio File (.wav) 48k_voice_1kHz_1s.wav
 Output Gain: 28
 Measure Window Start: 300ms
 Measure Window Length: 1000ms
 BWC applied: 0.14 dB
 Device Reference Point: 0, 0, -6.3 mm

	Document Hearing Aid Compatibility Audio Band Magnetic (ABM) T-Coil Test Report for BlackBerry® Smartphone model RDU71CW/RDE71UW		Page 54(121)
	Author Data Daoud Attayi	Dates of Test Mar. 09-28, 2011	Report No RTS-3933-1105-51A RTS-2580-1106-37

T-Coil scan/General Scans 2/z (axial) 2mm 8 x 8/ABM [HAC-2007]

SNR(x,y,z) (5x5x1):

Measurement grid: dx=10mm, dy=10mm
Signal Type: Audio File (.wav) 48k_voice_1kHz_1s.wav
Output Gain: 28
Measure Window Start: 300ms
Measure Window Length: 1000ms
BWC applied: 0.14 dB
Device Reference Point: 0, 0, -6.3 mm

Cursor:

ABM1/ABM2 = 46.79 dB
ABM1 comp = 10.73 dB A/m
BWC Factor = 0.14 dB
Location: -1, 10, 4.4 mm

T-Coil scan/General Scans 2 2/z (axial) 2mm 8 x 8/ABM [HAC-2007]

SNR(x,y,z) (5x5x1):

Measurement grid: dx=10mm, dy=10mm
Signal Type: Audio File (.wav) 48k_voice_1kHz_1s.wav
Output Gain: 28
Measure Window Start: 300ms
Measure Window Length: 1000ms
BWC applied: 0.14 dB
Device Reference Point: 0, 0, -6.3 mm

Cursor:

ABM1/ABM2 = 47.04 dB
ABM1 comp = 9.15 dB A/m
BWC Factor = 0.14 dB
Location: -3, 8, 4.4 mm

T-Coil scan/General Scans 2 2 2/z (axial) 2mm 8 x 8/ABM [HAC-2007] SNR(x,y,z) (5x5x1):

Measurement grid: dx=10mm, dy=10mm
Signal Type: Audio File (.wav) 48k_voice_1kHz_1s.wav
Output Gain: 28
Measure Window Start: 300ms
Measure Window Length: 1000ms
BWC applied: 0.14 dB
Device Reference Point: 0, 0, -6.3 mm

Author Data
Daoud Attayi

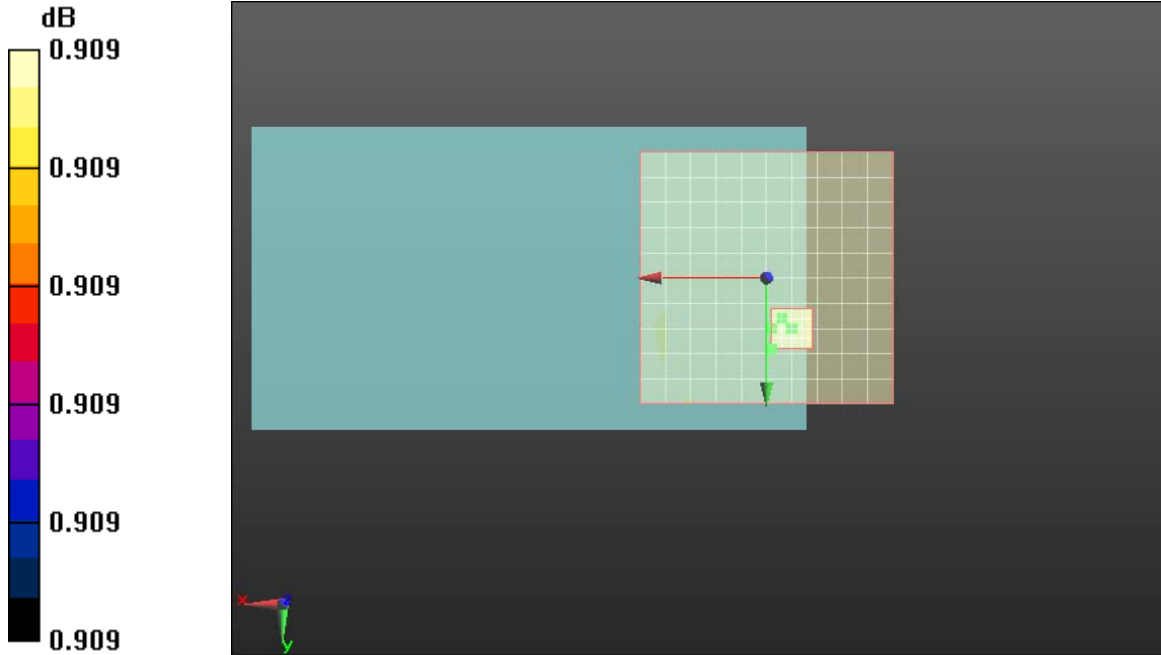
Dates of Test
Mar. 09-28, 2011

Report No
**RTS-3933-1105-51A
RTS-2580-1106-37**

FCC ID
**L6ARDU70CW
L6ARDE70UW**

Cursor:

ABM1/ABM2 = 47.38 dB
ABM1 comp = 10.29 dB A/m
BWC Factor = 0.14 dB
Location: -1, 14, 4.4 mm





Document
**Hearing Aid Compatibility Audio Band Magnetic (ABM) T-Coil
Test Report for BlackBerry® Smartphone model
RDU71CW/RDE71UW**

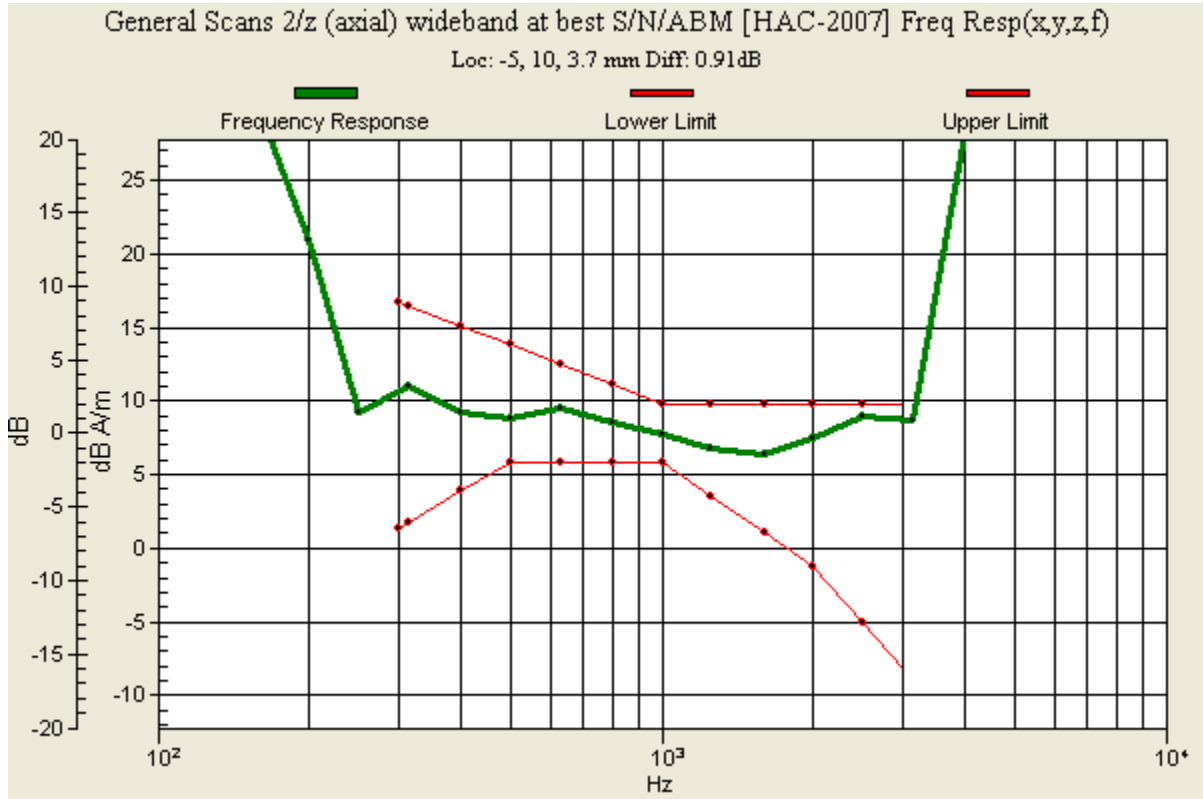
Page
56(121)

Author Data
Daoud Attayi

Dates of Test
Mar. 09-28, 2011

Report No
**RTS-3933-1105-51A
RTS-2580-1106-37**

FCC ID
**L6ARDU70CW
L6ARDE70UW**





Document
**Hearing Aid Compatibility Audio Band Magnetic (ABM) T-Coil
Test Report for BlackBerry® Smartphone model
RDU71CW/RDE71UW**

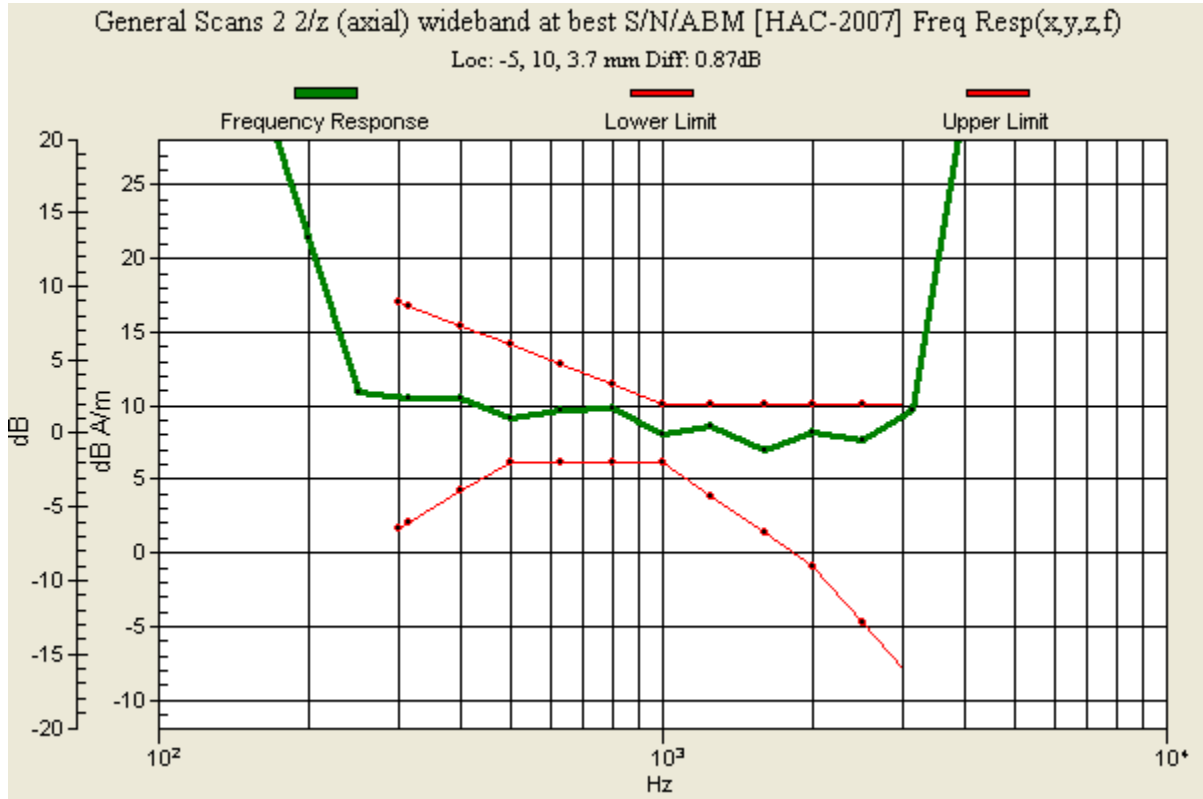
Page
57(121)

Author Data
Daoud Attayi

Dates of Test
Mar. 09-28, 2011

Report No
**RTS-3933-1105-51A
RTS-2580-1106-37**

FCC ID
**L6ARDU70CW
L6ARDE70UW**

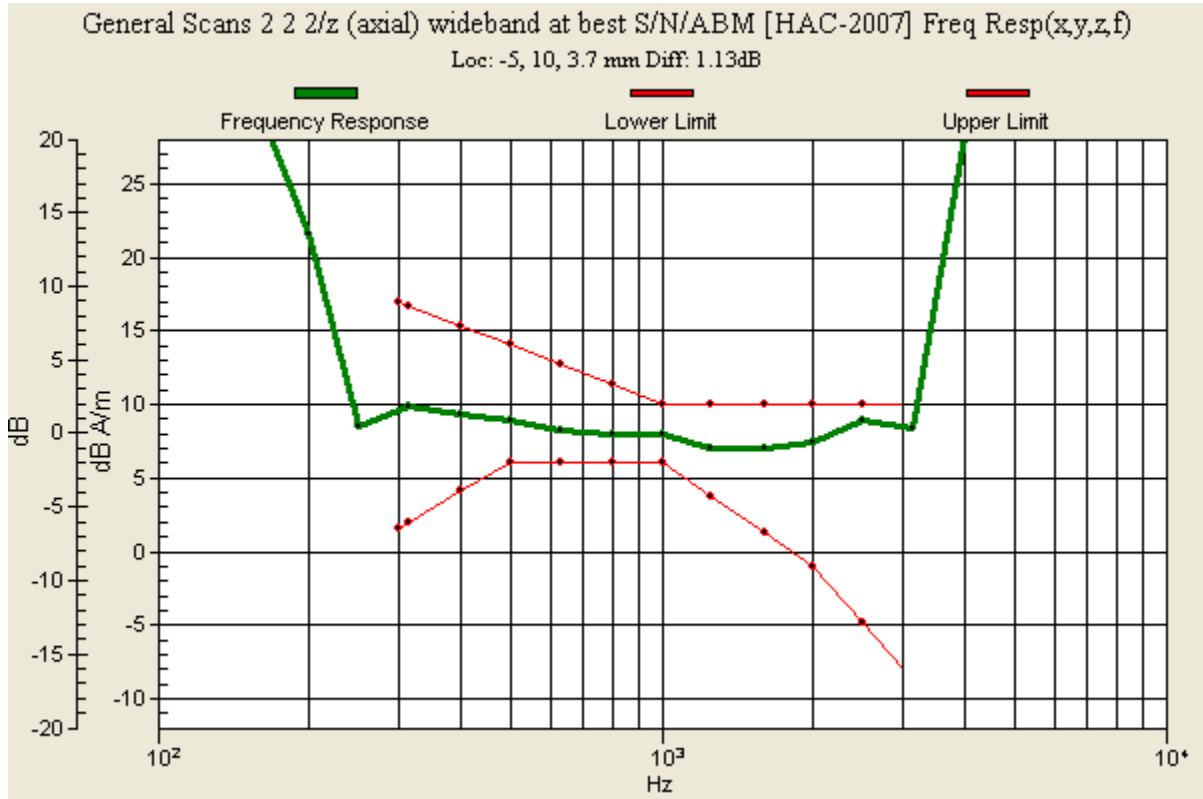



Author Data
Daoud Attayi

Dates of Test
Mar. 09-28, 2011

Report No
RTS-3933-1105-51A
RTS-2580-1106-37

FCC ID
L6ARDU70CW
L6ARDE70UW



	Document Hearing Aid Compatibility Audio Band Magnetic (ABM) T-Coil Test Report for BlackBerry® Smartphone model RDU71CW/RDE71UW		Page 59(121)
	Author Data Daoud Attayi	Dates of Test Mar. 09-28, 2011	Report No RTS-3933-1105-51A RTS-2580-1106-37

Date/Time: 3/14/2011 12:57:55 PM, Date/Time: 3/14/2011 1:11:48 PM, Date/Time: 3/14/2011

Test Laboratory: RIM Testing Services

HAC T-Coil_CDMA1900_radial L

DUT: BlackBerry; Type: Sample

Communication System: CDMA 1900, Communication System: CDMA 800; Frequency: 1851.25 MHz, Frequency: 1880 MHz, Frequency: 848.52 MHz; Communication System PAR: 0 dB

Medium parameters used: $\sigma = 0$ mho/m, $\epsilon_r = 1$; $\rho = 0$ kg/m³

Phantom section: TCoil Section

Measurement Standard: DASYS (IEEE/IEC/ANSI C63.19-2007)

DASY5 Configuration:

- Probe: AM1DV3 - 3062; ; Calibrated: 6/8/2010
 - Modulation Compensation:
- Sensor-Surface: 0mm (Fix Surface)
- Electronics: DAE4 Sn881; Calibrated: 4/19/2010
- Phantom: HAC RF Test Arch with AMCC; Type: SD HAC P01 BA;
- Measurement SW: DASYS2, Version 52.6 (2); SEMCAD X Version 14.4.4 (2829)

T-Coil scan/General Scans 2/x (longitudinal) 5.0mm 50 x 50/ABM [HAC-2007]

SNR(x,y,z) (11x11x1):

Measurement grid: dx=10mm, dy=10mm

Signal Type: Audio File (.wav) 48k_voice_1kHz_1s.wav


Output Gain: 28

Measure Window Start: 300ms

Measure Window Length: 1000ms

BWC applied: 0.14 dB

Device Reference Point: 0, 0, -6.3 mm

	Document Hearing Aid Compatibility Audio Band Magnetic (ABM) T-Coil Test Report for BlackBerry® Smartphone model RDU71CW/RDE71UW		Page 60(121)
	Author Data Daoud Attayi	Dates of Test Mar. 09-28, 2011	Report No RTS-3933-1105-51A RTS-2580-1106-37

T-Coil scan/General Scans 2/x (longitudinal) 2mm 8 x 8/ABM
[HAC-2007] SNR(x,y,z) (5x5x1):

Measurement grid: dx=10mm, dy=10mm
Signal Type: Audio File (.wav) 48k_voice_1kHz_1s.wav
Output Gain: 28
Measure Window Start: 300ms
Measure Window Length: 1000ms
BWC applied: 0.14 dB
Device Reference Point: 0, 0, -6.3 mm

Cursor:

ABM1/ABM2 = 38.30 dB
ABM1 comp = 2.06 dB A/m
BWC Factor = 0.14 dB
Location: -10, 8, 4.4 mm

T-Coil scan/General Scans 2 2/x (longitudinal) 2mm 8 x 8/ABM
[HAC-2007] SNR(x,y,z) (5x5x1):

Measurement grid: dx=10mm, dy=10mm
Signal Type: Audio File (.wav) 48k_voice_1kHz_1s.wav
Output Gain: 28
Measure Window Start: 300ms
Measure Window Length: 1000ms
BWC applied: 0.14 dB
Device Reference Point: 0, 0, -6.3 mm

Cursor:

ABM1/ABM2 = 39.54 dB
ABM1 comp = 2.42 dB A/m
BWC Factor = 0.14 dB
Location: -10, 10, 4.4 mm

T-Coil scan/General Scans 2 2 2/x (longitudinal) 2mm 8 x 8/ABM
[HAC-2007] SNR(x,y,z) (5x5x1):

Measurement grid: dx=10mm, dy=10mm
Signal Type: Audio File (.wav) 48k_voice_1kHz_1s.wav
Output Gain: 28
Measure Window Start: 300ms
Measure Window Length: 1000ms
BWC applied: 0.14 dB
Device Reference Point: 0, 0, -6.3 mm

Author Data
Daoud Attayi

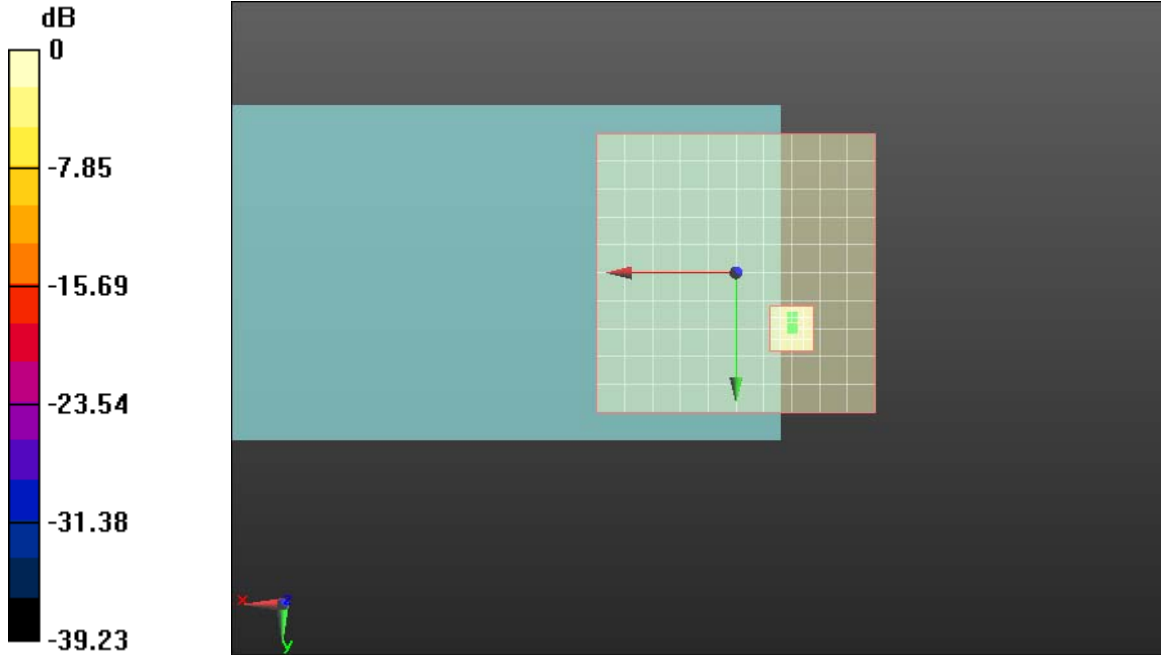
Dates of Test
Mar. 09-28, 2011

Report No
**RTS-3933-1105-51A
 RTS-2580-1106-37**


FCC ID
**L6ARDU70CW
 L6ARDE70UW**

Cursor:

ABM1/ABM2 = 39.68 dB
 ABM1 comp = 2.53 dB A/m
 BWC Factor = 0.14 dB
 Location: -10, 10, 4.4 mm



0 dB = 1.000

	Document Hearing Aid Compatibility Audio Band Magnetic (ABM) T-Coil Test Report for BlackBerry® Smartphone model RDU71CW/RDE71UW		Page 62(121)
	Author Data Daoud Attayi	Dates of Test Mar. 09-28, 2011	Report No RTS-3933-1105-51A RTS-2580-1106-37

Date/Time: 3/14/2011 1:15:11 PM, Date/Time: 3/14/2011 1:28:40 PM, Date/Time: 3/14/2011 2:

Test Laboratory: RIM Testing Services

HAC T-Coil_CDMA1900_radial T

DUT: BlackBerry; Type: Sample

Communication System: CDMA 1900, Communication System: CDMA 800; Frequency: 1851.25 MHz, Frequency: 1880 MHz, Frequency: 848.52 MHz; Communication System PAR: 0 dB

Medium parameters used: $\sigma = 0$ mho/m, $\epsilon_r = 1$; $\rho = 0$ kg/m³

Phantom section: TCoil Section

Measurement Standard: DASYS (IEEE/IEC/ANSI C63.19-2007)

DASY5 Configuration:

- Probe: AM1DV3 - 3062; ; Calibrated: 6/8/2010
 - Modulation Compensation:
- Sensor-Surface: 0mm (Fix Surface)
- Electronics: DAE4 Sn881; Calibrated: 4/19/2010
- Phantom: HAC RF Test Arch with AMCC; Type: SD HAC P01 BA;
- Measurement SW: DASY52, Version 52.6 (2); SEMCAD X Version 14.4.4 (2829)

T-Coil scan/General Scans 2/y (transversal) 5.0mm 50 x 50/ABM [HAC-2007]

SNR(x,y,z) (11x11x1):

Measurement grid: dx=10mm, dy=10mm

Signal Type: Audio File (.wav) 48k_voice_1kHz_1s.wav


Output Gain: 28

Measure Window Start: 300ms

Measure Window Length: 1000ms

BWC applied: 0.14 dB

Device Reference Point: 0, 0, -6.3 mm

	Document Hearing Aid Compatibility Audio Band Magnetic (ABM) T-Coil Test Report for BlackBerry® Smartphone model RDU71CW/RDE71UW		Page 63(121)
	Author Data Daoud Attayi	Dates of Test Mar. 09-28, 2011	Report No RTS-3933-1105-51A RTS-2580-1106-37

T-Coil scan/General Scans 2/y (transversal) 2mm 8 x 8/ABM [HAC-2007] SNR(x,y,z) (5x5x1):

Measurement grid: dx=10mm, dy=10mm
Signal Type: Audio File (.wav) 48k_voice_1kHz_1s.wav
Output Gain: 28
Measure Window Start: 300ms
Measure Window Length: 1000ms
BWC applied: 0.14 dB
Device Reference Point: 0, 0, -6.3 mm

Cursor:

ABM1/ABM2 = 46.75 dB
ABM1 comp = -0.66 dB A/m
BWC Factor = 0.14 dB
Location: -5, 2, 4.4 mm

T-Coil scan/General Scans 2 2/y (transversal) 2mm 8 x 8/ABM [HAC-2007] SNR(x,y,z) (5x5x1):

Measurement grid: dx=10mm, dy=10mm
Signal Type: Audio File (.wav) 48k_voice_1kHz_1s.wav
Output Gain: 28
Measure Window Start: 300ms
Measure Window Length: 1000ms
BWC applied: 0.14 dB
Device Reference Point: 0, 0, -6.3 mm

Cursor:

ABM1/ABM2 = 45.72 dB
ABM1 comp = -0.71 dB A/m
BWC Factor = 0.14 dB
Location: -1, 2, 4.4 mm

T-Coil scan/General Scans 2 2 2/y (transversal) 2mm 8 x 8/ABM [HAC-2007] SNR(x,y,z) (5x5x1):

Measurement grid: dx=10mm, dy=10mm
Signal Type: Audio File (.wav) 48k_voice_1kHz_1s.wav
Output Gain: 28
Measure Window Start: 300ms
Measure Window Length: 1000ms
BWC applied: 0.14 dB
Device Reference Point: 0, 0, -6.3 mm

Author Data
Daoud Attayi

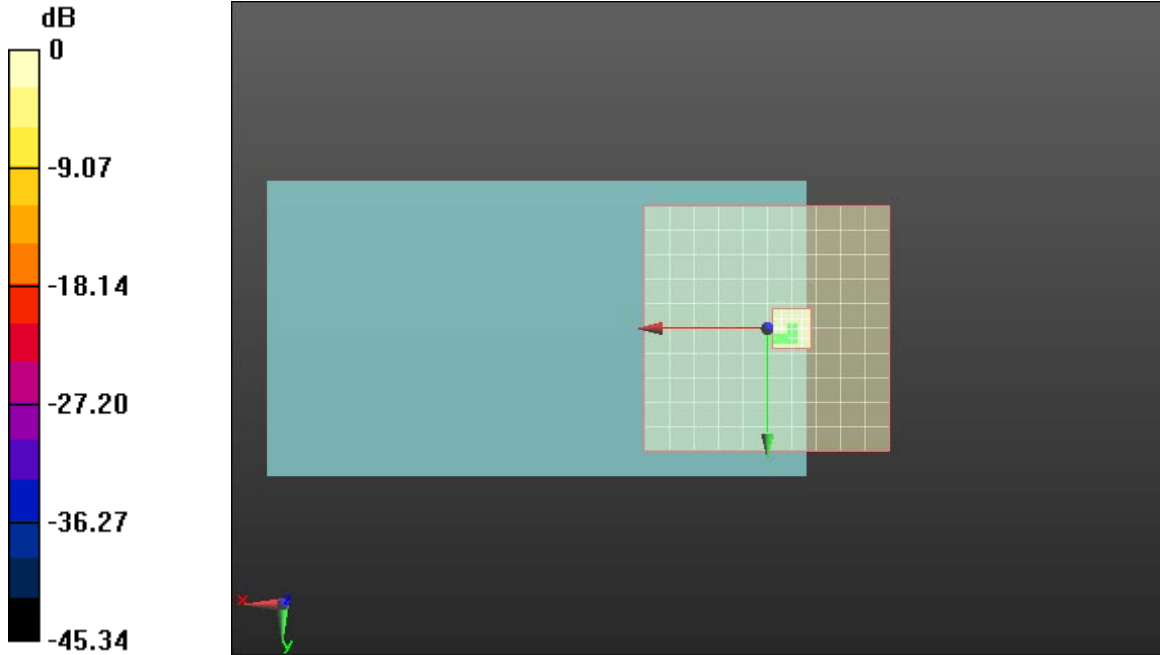
Dates of Test
Mar. 09-28, 2011

Report No
**RTS-3933-1105-51A
RTS-2580-1106-37**


FCC ID
**L6ARDU70CW
L6ARDE70UW**

Cursor:

ABM1/ABM2 = 46.43 dB
ABM1 comp = -0.64 dB A/m
BWC Factor = 0.14 dB
Location: -3, 2, 4.4 mm



0 dB = 1.000

	Document Hearing Aid Compatibility Audio Band Magnetic (ABM) T-Coil Test Report for BlackBerry® Smartphone model RDU71CW/RDE71UW		Page 65(121)
	Author Data Daoud Attayi	Dates of Test Mar. 09-28, 2011	Report No RTS-3933-1105-51A RTS-2580-1106-37

Date/Time: 3/14/2011 4:05:14 PM, Date/Time: 3/14/2011 4:18:42 PM, Date/Time: 3/14/2011 4:55:57 PM

Test Laboratory: RIM Testing Services

HAC T-Coil_UMTS_band_V_low_chan_Axial

DUT: BlackBerry; Type: Sample

Communication System: WCDMA FDD V; Frequency: 826.4 MHz; Communication System PAR: 0 dB

Medium parameters used: $\sigma = 0$ mho/m, $\epsilon_r = 1$; $\rho = 0$ kg/m³

Phantom section: TCoil Section

Measurement Standard: DASYS (IEEE/IEC/ANSI C63.19-2007)

DASY5 Configuration:

- Probe: AM1DV3 - 3062; ; Calibrated: 6/8/2010
 - Modulation Compensation:
- Sensor-Surface: 0mm (Fix Surface)
- Electronics: DAE4 Sn881; Calibrated: 4/19/2010
- Phantom: HAC RF Test Arch with AMCC; Type: SD HAC P01 BA;
- Measurement SW: DASY52, Version 52.6 (2); SEMCAD X Version 14.4.4 (2829)

T-Coil scan/General Scans 2/z (axial) 5.0mm 50 x 50/ABM [HAC-2007]

SNR(x,y,z) (11x11x1):

Measurement grid: dx=10mm, dy=10mm

Signal Type: Audio File (.wav) 48k_voice_1kHz_1s.wav


Output Gain: 35.28

Measure Window Start: 300ms

Measure Window Length: 1000ms

BWC applied: 0.14 dB

Device Reference Point: 0, 0, -6.3 mm

	Document Hearing Aid Compatibility Audio Band Magnetic (ABM) T-Coil Test Report for BlackBerry® Smartphone model RDU71CW/RDE71UW		Page 66(121)
	Author Data Daoud Attayi	Dates of Test Mar. 09-28, 2011	Report No RTS-3933-1105-51A RTS-2580-1106-37

T-Coil scan/General Scans 2/z (axial) 2mm 8 x 8/ABM [HAC-2007]

SNR(x,y,z) (5x5x1):

Measurement grid: dx=10mm, dy=10mm
Signal Type: Audio File (.wav) 48k_voice_1kHz_1s.wav
Output Gain: 35.28
Measure Window Start: 300ms
Measure Window Length: 1000ms
BWC applied: 0.14 dB
Device Reference Point: 0, 0, -6.3 mm

Cursor:

ABM1/ABM2 = 52.36 dB
ABM1 comp = 8.26 dB A/m
BWC Factor = 0.14 dB
Location: -2, 10, 4.4 mm

T-Coil scan/General Scans 2/z (axial) wideband at best S/N 2/ABM [HAC-2007] Freq Resp(x,y,z,f) (1x1x1):

Measurement grid: dx=10mm, dy=10mm
Signal Type: Audio File (.wav) 48k_voice_300-3000_2s.wav
Output Gain: 69.12
Measure Window Start: 2000ms
Measure Window Length: 4000ms
BWC applied: 10.78 dB
Device Reference Point: 0, 0, -6.3 mm

Cursor:

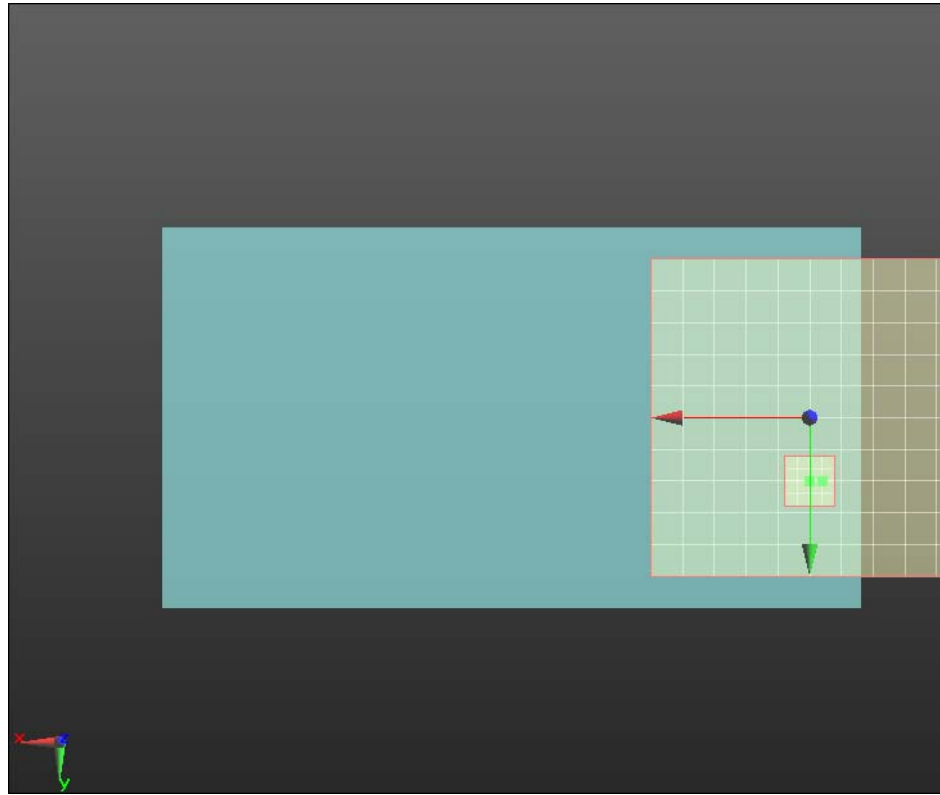
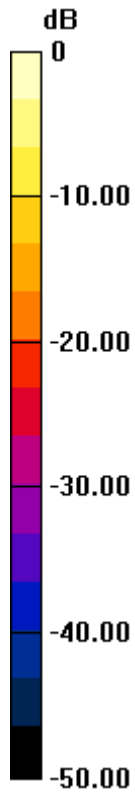
Diff = 2.00 dB
BWC Factor = 10.78 dB
Location: 0, 10, 3.7 mm

Author Data
Daoud Attayi

Dates of Test
Mar. 09-28, 2011

Report No
**RTS-3933-1105-51A
RTS-2580-1106-37**

FCC ID
**L6ARDU70CW
L6ARDE70UW**



0 dB = 1.000



Document
**Hearing Aid Compatibility Audio Band Magnetic (ABM) T-Coil
Test Report for BlackBerry® Smartphone model
RDU71CW/RDE71UW**

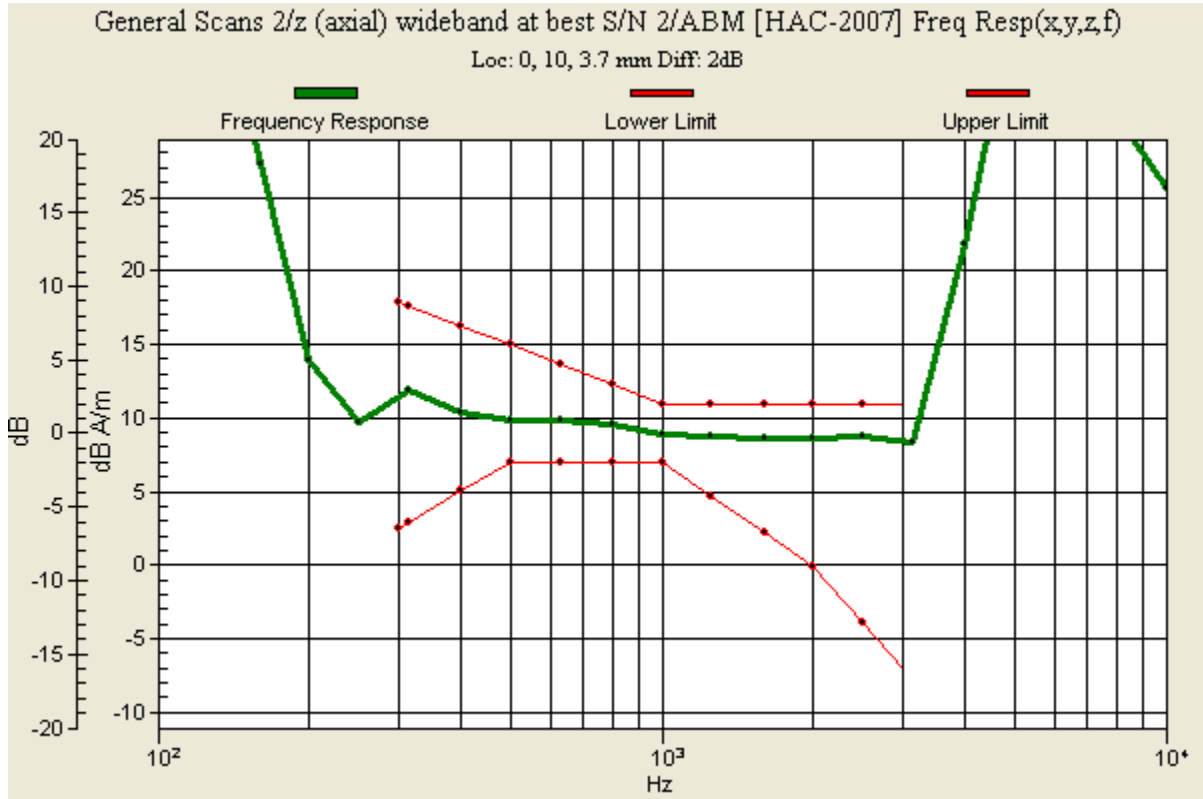
Page
68(121)


Author Data
Daoud Attayi

Dates of Test
Mar. 09-28, 2011

Report No
**RTS-3933-1105-51A
RTS-2580-1106-37**

FCC ID
**L6ARDU70CW
L6ARDE70UW**



	Document Hearing Aid Compatibility Audio Band Magnetic (ABM) T-Coil Test Report for BlackBerry® Smartphone model RDU71CW/RDE71UW		Page 69(121)
	Author Data Daoud Attayi	Dates of Test Mar. 09-28, 2011	Report No RTS-3933-1105-51A RTS-2580-1106-37

Date/Time: 3/14/2011 4:21:46 PM, Date/Time: 3/14/2011 4:35:38 PM

Test Laboratory: RIM Testing Services

HAC T-Coil_UMTS_band_V_low_chan_Radial_L

DUT: BlackBerry; Type: Sample

Communication System: WCDMA FDD V; Frequency: 826.4 MHz; Communication System
 PAR: 0 dB

Medium parameters used: $\sigma = 0$ mho/m, $\epsilon_r = 1$; $\rho = 0$ kg/m³

Phantom section: TCoil Section

Measurement Standard: DASYS (IEEE/IEC/ANSI C63.19-2007)

DASY5 Configuration:

- Probe: AM1DV3 - 3062; ; Calibrated: 6/8/2010
 - Modulation Compensation:
- Sensor-Surface: 0mm (Fix Surface)
- Electronics: DAE4 Sn881; Calibrated: 4/19/2010
- Phantom: HAC RF Test Arch with AMCC; Type: SD HAC P01 BA;
- Measurement SW: DASYS2, Version 52.6 (2); SEMCAD X Version 14.4.4 (2829)

T-Coil scan/General Scans 2/x (longitudinal) 5.0mm 50 x 50/ABM [HAC-2007]

SNR(x,y,z) (11x11x1):

Measurement grid: dx=10mm, dy=10mm

Signal Type: Audio File (.wav) 48k_voice_1kHz_1s.wav


Output Gain: 35.28

Measure Window Start: 300ms

Measure Window Length: 1000ms

BWC applied: 0.14 dB

Device Reference Point: 0, 0, -6.3 mm

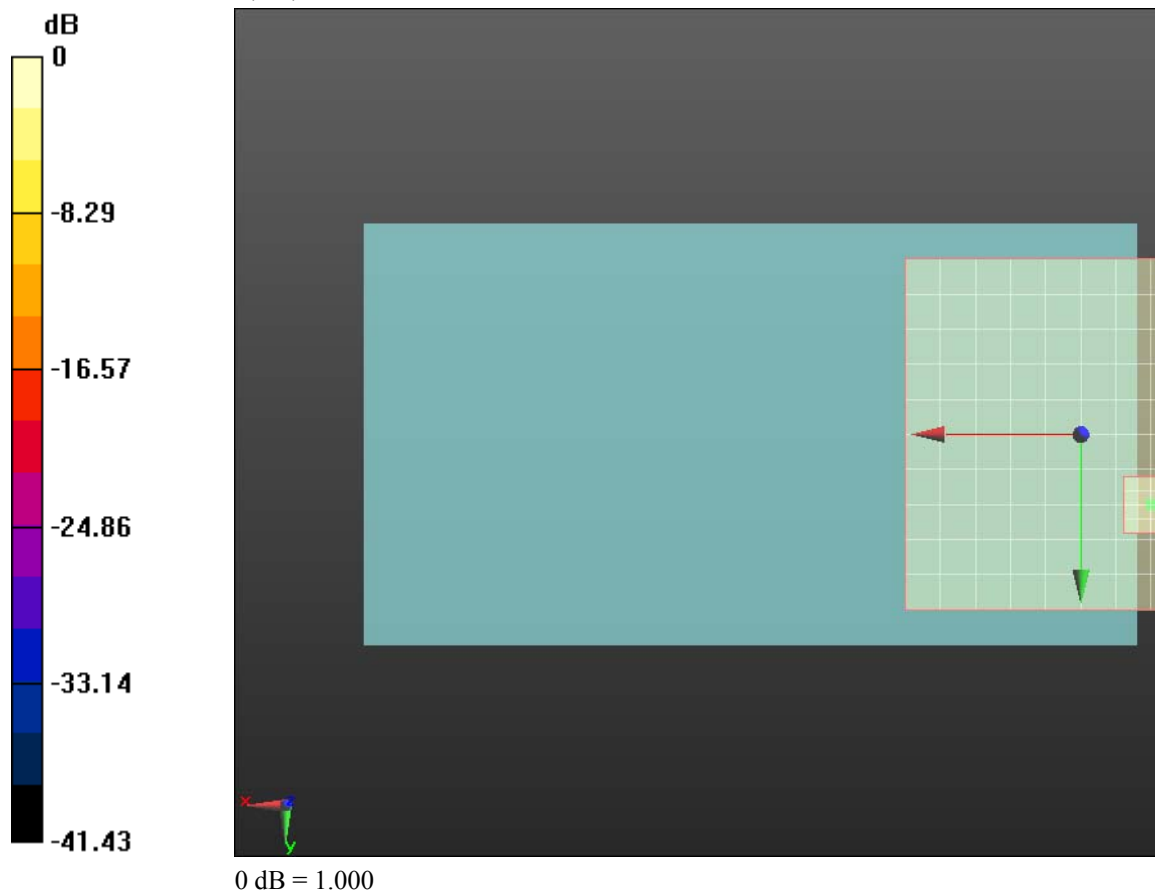
	Document Hearing Aid Compatibility Audio Band Magnetic (ABM) T-Coil Test Report for BlackBerry® Smartphone model RDU71CW/RDE71UW		Page 70(121)
	Author Data Daoud Attayi	Dates of Test Mar. 09-28, 2011	Report No RTS-3933-1105-51A RTS-2580-1106-37


**T-Coil scan/General Scans 2/x (longitudinal) 2mm 8 x 8/ABM
[HAC-2007] SNR(x,y,z) (5x5x1):**

Measurement grid: dx=10mm, dy=10mm
Signal Type: Audio File (.wav) 48k_voice_1kHz_1s.wav
Output Gain: 35.28
Measure Window Start: 300ms
Measure Window Length: 1000ms
BWC applied: 0.14 dB
Device Reference Point: 0, 0, -6.3 mm

Cursor:

ABM1/ABM2 = 45.38 dB
ABM1 comp = -0.83 dB A/m
BWC Factor = 0.14 dB
Location: -12, 10, 4.4 mm



	Document Hearing Aid Compatibility Audio Band Magnetic (ABM) T-Coil Test Report for BlackBerry® Smartphone model RDU71CW/RDE71UW		Page 71(121)
	Author Data Daoud Attayi	Dates of Test Mar. 09-28, 2011	Report No RTS-3933-1105-51A RTS-2580-1106-37

Date/Time: 3/14/2011 4:39:02 PM, Date/Time: 3/14/2011 4:52:31 PM

Test Laboratory: RIM Testing Services

HAC T-Coil_UMTS_band_V_low_chan_Radial_T

DUT: BlackBerry; Type: Sample

Communication System: WCDMA FDD V; Frequency: 826.4 MHz; Communication System

PAR: 0 dB

Medium parameters used: $\sigma = 0$ mho/m, $\epsilon_r = 1$; $\rho = 0$ kg/m³

Phantom section: TCoil Section

Measurement Standard: DASYS (IEEE/IEC/ANSI C63.19-2007)

DASY5 Configuration:

- Probe: AM1DV3 - 3062; ; Calibrated: 6/8/2010
 - Modulation Compensation:
- Sensor-Surface: 0mm (Fix Surface)
- Electronics: DAE4 Sn881; Calibrated: 4/19/2010
- Phantom: HAC RF Test Arch with AMCC; Type: SD HAC P01 BA;
- Measurement SW: DASYS2, Version 52.6 (2); SEMCAD X Version 14.4.4 (2829)

T-Coil scan/General Scans 2/y (transversal) 5.0mm 50 x 50/ABM [HAC-2007]

SNR(x,y,z) (11x11x1):

Measurement grid: dx=10mm, dy=10mm

Signal Type: Audio File (.wav) 48k_voice_1kHz_1s.wav


Output Gain: 35.28

Measure Window Start: 300ms

Measure Window Length: 1000ms

BWC applied: 0.14 dB

Device Reference Point: 0, 0, -6.3 mm

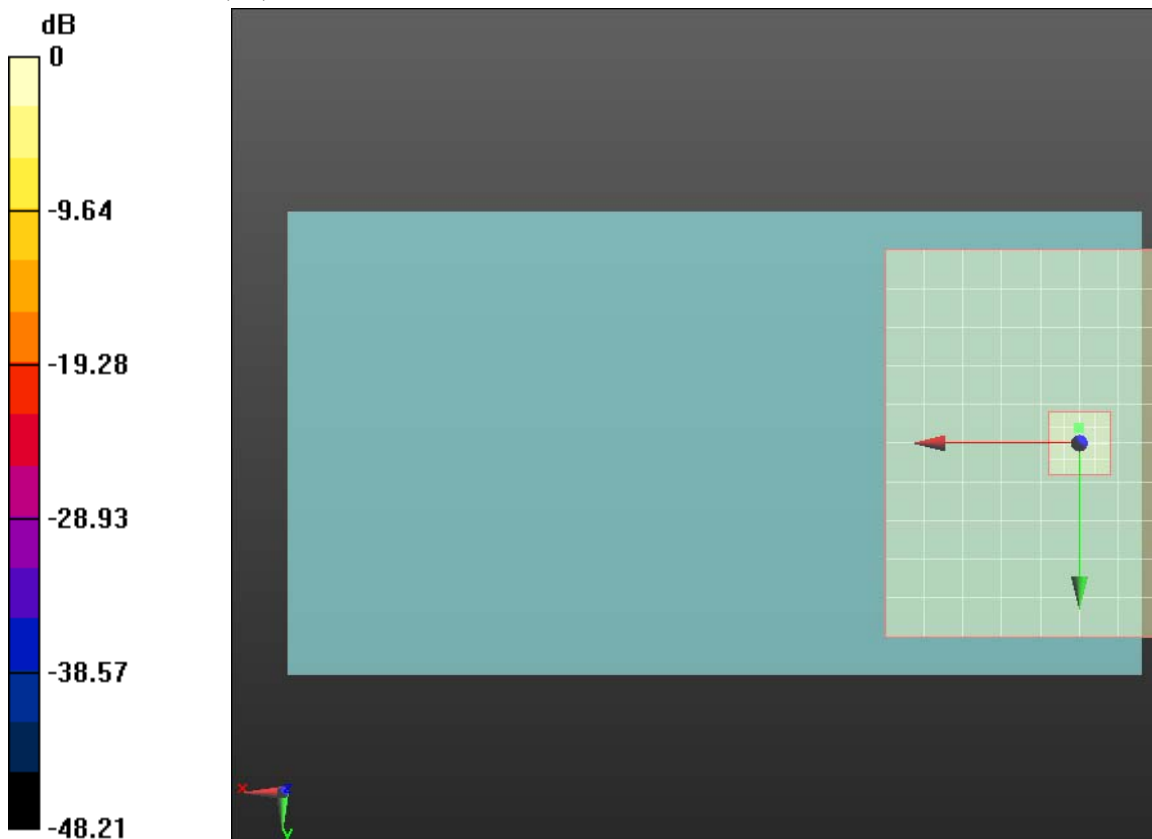
	Document Hearing Aid Compatibility Audio Band Magnetic (ABM) T-Coil Test Report for BlackBerry® Smartphone model RDU71CW/RDE71UW		Page 72(121)
	Author Data Daoud Attayi	Dates of Test Mar. 09-28, 2011	Report No RTS-3933-1105-51A RTS-2580-1106-37

T-Coil scan/General Scans 2/y (transversal) 2mm 8 x 8/ABM [HAC-2007] SNR(x,y,z) (5x5x1):


Measurement grid: dx=10mm, dy=10mm
Signal Type: Audio File (.wav) 48k_voice_1kHz_1s.wav
Output Gain: 35.28
Measure Window Start: 300ms
Measure Window Length: 1000ms
BWC applied: 0.14 dB
Device Reference Point: 0, 0, -6.3 mm

Cursor:

ABM1/ABM2 = 46.28 dB
ABM1 comp = -1.55 dB A/m
BWC Factor = 0.14 dB
Location: 0, -2, 4.4 mm



0 dB = 1.000

	Document Hearing Aid Compatibility Audio Band Magnetic (ABM) T-Coil Test Report for BlackBerry® Smartphone model RDU71CW/RDE71UW		Page 73(121)
	Author Data Daoud Attayi	Dates of Test Mar. 09-28, 2011	Report No RTS-3933-1105-51A RTS-2580-1106-37

Date/Time: 3/14/2011 4:05:14 PM, Date/Time: 3/14/2011 4:59:44 PM, Date/Time: 3/14/2011 5:09:45 PM

Test Laboratory: RIM Testing Services

HAC T-Coil_UMTS_band_V_mid_chan_Axial

DUT: BlackBerry; Type: Sample

Communication System: WCDMA FDD V; Frequency: 826.4 MHz, Frequency: 836.4 MHz; Communication System PAR: 0 dB
Medium parameters used: $\sigma = 0$ mho/m, $\epsilon_r = 1$; $\rho = 0$ kg/m³
Phantom section: TCoil Section
Measurement Standard: DASYS5 (IEEE/IEC/ANSI C63.19-2007)


DASY5 Configuration:

- Probe: AM1DV3 - 3062; ; Calibrated: 6/8/2010
 - Modulation Compensation:
- Sensor-Surface: 0mm (Fix Surface)
- Electronics: DAE4 Sn881; Calibrated: 4/19/2010
- Phantom: HAC RF Test Arch with AMCC; Type: SD HAC P01 BA;
- Measurement SW: DASY52, Version 52.6 (2); SEMCAD X Version 14.4.4 (2829)

T-Coil scan/General Scans 2/z (axial) 5.0mm 50 x 50/ABM [HAC-2007]

SNR(x,y,z) (11x11x1):

Measurement grid: dx=10mm, dy=10mm
Signal Type: Audio File (.wav) 48k_voice_1kHz_1s.wav
Output Gain: 35.28
Measure Window Start: 300ms
Measure Window Length: 1000ms
BWC applied: 0.14 dB
Device Reference Point: 0, 0, -6.3 mm

	Document Hearing Aid Compatibility Audio Band Magnetic (ABM) T-Coil Test Report for BlackBerry® Smartphone model RDU71CW/RDE71UW		Page 74(121)
	Author Data Daoud Attayi	Dates of Test Mar. 09-28, 2011	Report No RTS-3933-1105-51A RTS-2580-1106-37

**T-Coil scan/General Scans 2 2/z (axial) 2mm 8 x 8/ABM [HAC-2007]
SNR(x,y,z) (5x5x1):**

Measurement grid: dx=10mm, dy=10mm
Signal Type: Audio File (.wav) 48k_voice_1kHz_1s.wav
Output Gain: 35.28
Measure Window Start: 300ms
Measure Window Length: 1000ms
BWC applied: 0.14 dB
Device Reference Point: 0, 0, -6.3 mm

Cursor:

ABM1/ABM2 = 49.86 dB
ABM1 comp = 5.60 dB A/m
BWC Factor = 0.14 dB
Location: 4, 8, 4.4 mm

**T-Coil scan/General Scans 2 2/z (axial) wideband at best S/N 2/ABM
[HAC-2007] Freq Resp(x,y,z,f) (1x1x1):**

Measurement grid: dx=10mm, dy=10mm
Signal Type: Audio File (.wav) 48k_voice_300-3000_2s.wav
Output Gain: 69.12
Measure Window Start: 2000ms
Measure Window Length: 4000ms
BWC applied: 10.78 dB
Device Reference Point: 0, 0, -6.3 mm

Cursor:

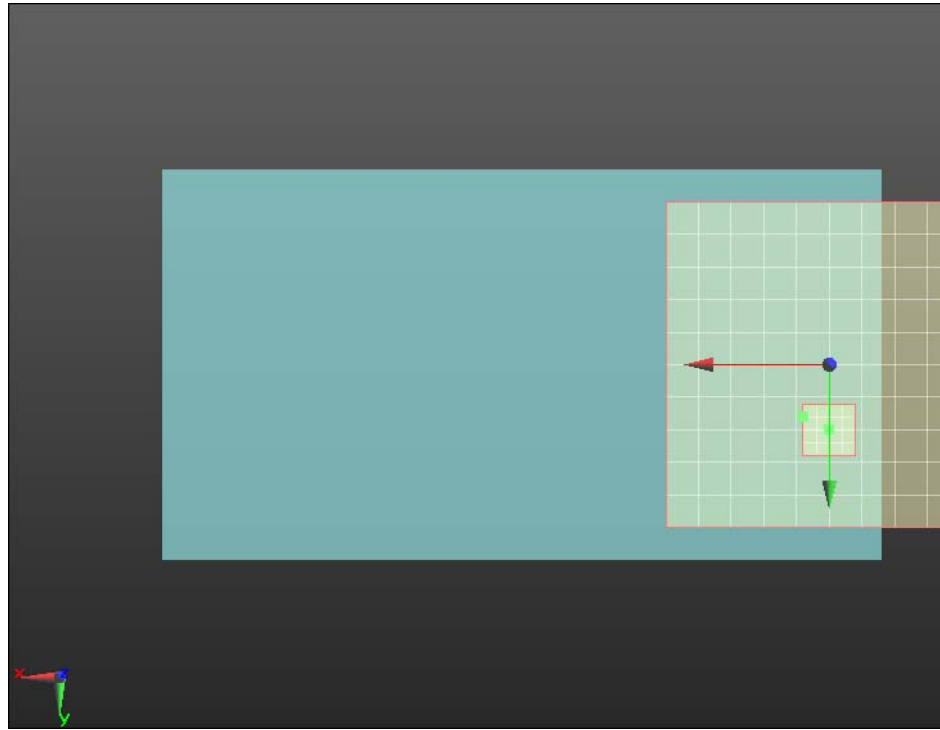
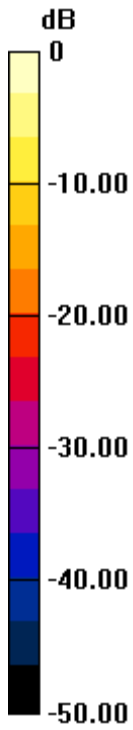
Diff = 2.00 dB
BWC Factor = 10.78 dB
Location: 0, 10, 3.7 mm

Author Data
Daoud Attayi

Dates of Test
Mar. 09-28, 2011

Report No
**RTS-3933-1105-51A
 RTS-2580-1106-37**

FCC ID
**L6ARDU70CW
 L6ARDE70UW**



0 dB = 1.000



Document
**Hearing Aid Compatibility Audio Band Magnetic (ABM) T-Coil
Test Report for BlackBerry® Smartphone model
RDU71CW/RDE71UW**

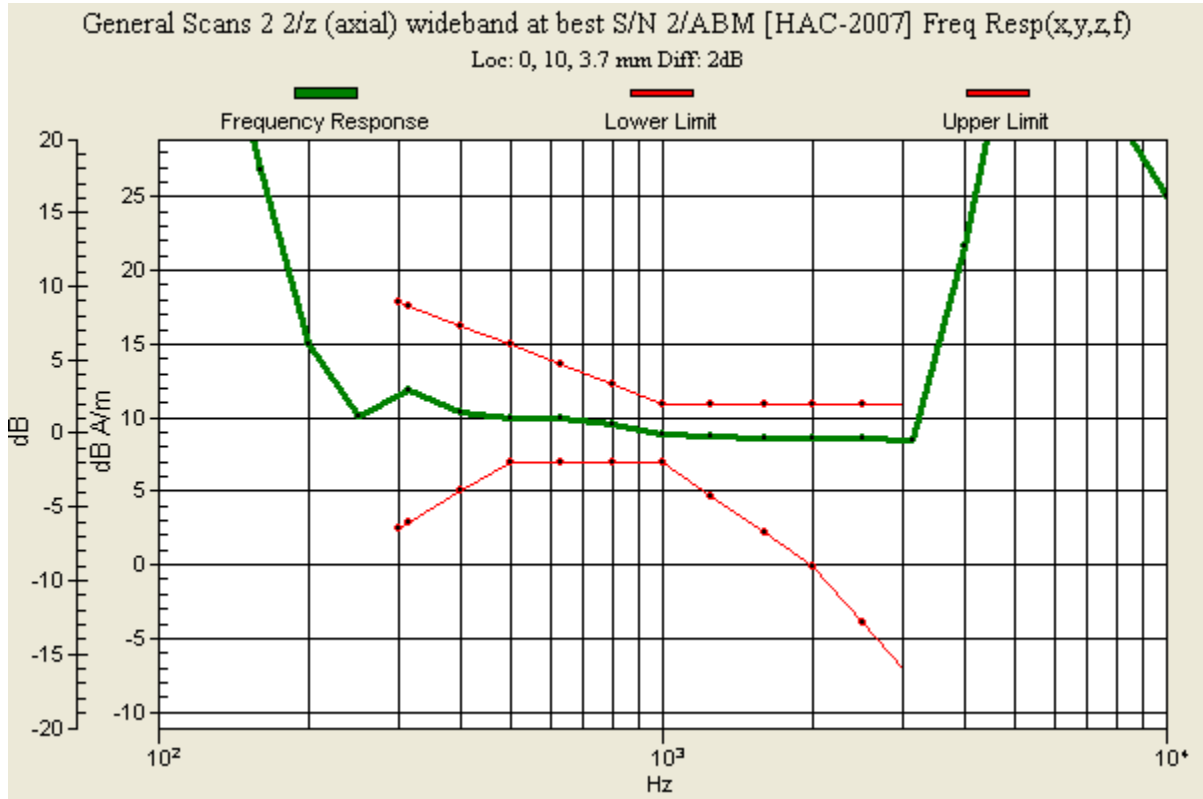
Page
76(121)


Author Data
Daoud Attayi

Dates of Test
Mar. 09-28, 2011

Report No
**RTS-3933-1105-51A
RTS-2580-1106-37**

FCC ID
**L6ARDU70CW
L6ARDE70UW**



	Document Hearing Aid Compatibility Audio Band Magnetic (ABM) T-Coil Test Report for BlackBerry® Smartphone model RDU71CW/RDE71UW		Page 77(121)
	Author Data Daoud Attayi	Dates of Test Mar. 09-28, 2011	Report No RTS-3933-1105-51A RTS-2580-1106-37

Date/Time: 3/14/2011 4:21:46 PM, Date/Time: 3/14/2011 5:02:52 PM

Test Laboratory: RIM Testing Services

HAC T-Coil_UMTS_band_V_mid_chan_Radial_L

DUT: BlackBerry; Type: Sample

Communication System: WCDMA FDD V; Frequency: 826.4 MHz, Frequency: 836.4 MHz; Communication System PAR: 0 dB
Medium parameters used: $\sigma = 0$ mho/m, $\epsilon_r = 1$; $\rho = 0$ kg/m³
Phantom section: TCoil Section
Measurement Standard: DASYS (IEEE/IEC/ANSI C63.19-2007)

DASY5 Configuration:

- Probe: AM1DV3 - 3062; ; Calibrated: 6/8/2010
 - Modulation Compensation:
- Sensor-Surface: 0mm (Fix Surface)
- Electronics: DAE4 Sn881; Calibrated: 4/19/2010
- Phantom: HAC RF Test Arch with AMCC; Type: SD HAC P01 BA;
- Measurement SW: DASYS2, Version 52.6 (2); SEMCAD X Version 14.4.4 (2829)

T-Coil scan/General Scans 2/x (longitudinal) 5.0mm 50 x 50/ABM [HAC-2007] **SNR(x,y,z) (11x11x1):**

Measurement grid: dx=10mm, dy=10mm
Signal Type: Audio File (.wav) 48k_voice_1kHz_1s.wav
Output Gain: 35.28
Measure Window Start: 300ms
Measure Window Length: 1000ms
BWC applied: 0.14 dB
Device Reference Point: 0, 0, -6.3 mm

Author Data
Daoud Attayi

Dates of Test
Mar. 09-28, 2011

Report No
**RTS-3933-1105-51A
 RTS-2580-1106-37**

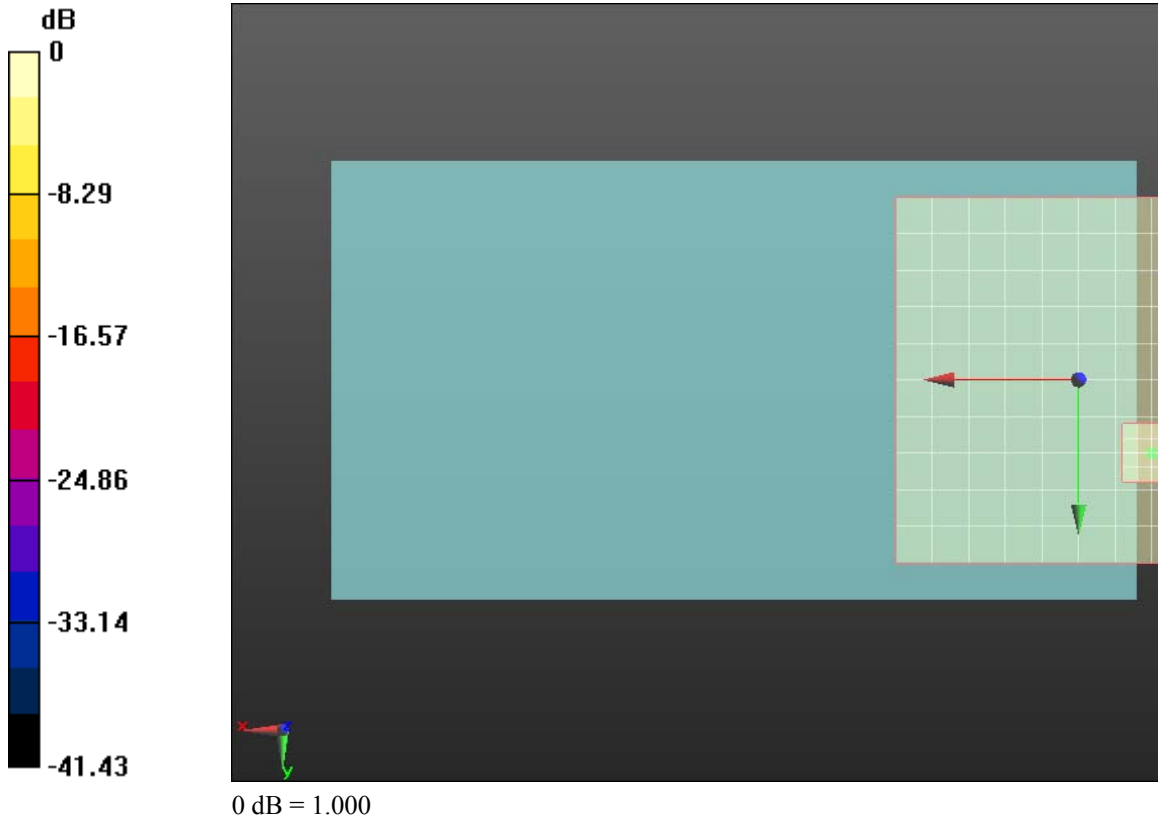
FCC ID
**L6ARDU70CW
 L6ARDE70UW**


**T-Coil scan/General Scans 2 2/x (longitudinal) 2mm 8 x 8/ABM
 [HAC-2007] SNR(x,y,z) (5x5x1):**

Measurement grid: dx=10mm, dy=10mm
 Signal Type: Audio File (.wav) 48k_voice_1kHz_1s.wav
 Output Gain: 35.28
 Measure Window Start: 300ms
 Measure Window Length: 1000ms
 BWC applied: 0.14 dB
 Device Reference Point: 0, 0, -6.3 mm

Cursor:

ABM1/ABM2 = 45.30 dB
 ABM1 comp = -0.95 dB A/m
 BWC Factor = 0.14 dB
 Location: -12, 10, 4.4 mm



	Document Hearing Aid Compatibility Audio Band Magnetic (ABM) T-Coil Test Report for BlackBerry® Smartphone model RDU71CW/RDE71UW		Page 79(121)
	Author Data Daoud Attayi	Dates of Test Mar. 09-28, 2011	Report No RTS-3933-1105-51A RTS-2580-1106-37

Date/Time: 3/14/2011 4:39:02 PM, Date/Time: 3/14/2011 5:06:19 PM

Test Laboratory: RIM Testing Services

HAC T-Coil_UMTS_band_V_mid_chan_Radial_T

DUT: BlackBerry; Type: Sample

Communication System: WCDMA FDD V; Frequency: 826.4 MHz, Frequency: 836.4 MHz; Communication System PAR: 0 dB

Medium parameters used: $\sigma = 0$ mho/m, $\epsilon_r = 1$; $\rho = 0$ kg/m³

Phantom section: TCoil Section

Measurement Standard: DASYS (IEEE/IEC/ANSI C63.19-2007)

DASY5 Configuration:

- Probe: AM1DV3 - 3062; ; Calibrated: 6/8/2010
 - Modulation Compensation:
- Sensor-Surface: 0mm (Fix Surface)
- Electronics: DAE4 Sn881; Calibrated: 4/19/2010
- Phantom: HAC RF Test Arch with AMCC; Type: SD HAC P01 BA;
- Measurement SW: DASYS2, Version 52.6 (2); SEMCAD X Version 14.4.4 (2829)

T-Coil scan/General Scans 2/y (transversal) 5.0mm 50 x 50/ABM [HAC-2007]

SNR(x,y,z) (11x11x1):

Measurement grid: dx=10mm, dy=10mm

Signal Type: Audio File (.wav) 48k_voice_1kHz_1s.wav

Output Gain: 35.28

Measure Window Start: 300ms

Measure Window Length: 1000ms

BWC applied: 0.14 dB

Device Reference Point: 0, 0, -6.3 mm

Author Data
Daoud Attayi

Dates of Test
Mar. 09-28, 2011

Report No
**RTS-3933-1105-51A
 RTS-2580-1106-37**

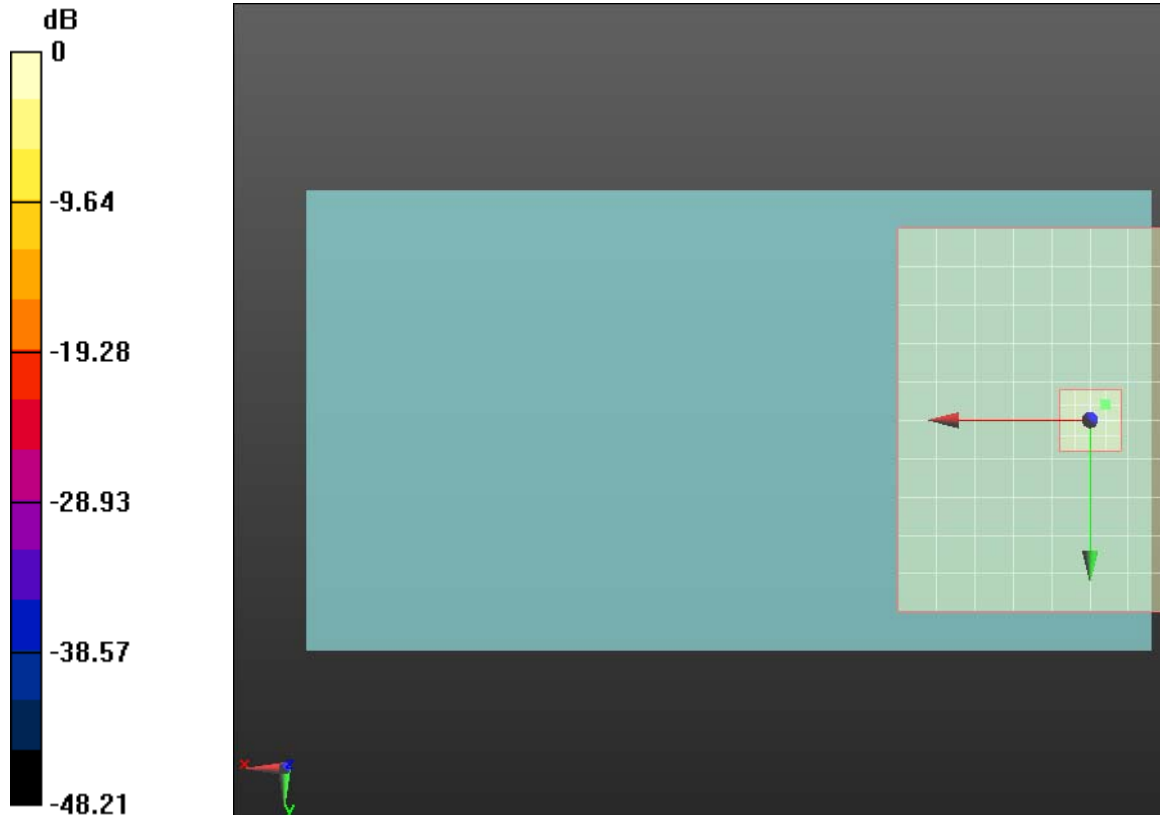
FCC ID
**L6ARDU70CW
 L6ARDE70UW**

**T-Coil scan/General Scans 2 2/y (transversal) 2mm 8 x 8/ABM
 [HAC-2007] SNR(x,y,z) (5x5x1):**


Measurement grid: dx=10mm, dy=10mm
 Signal Type: Audio File (.wav) 48k_voice_1kHz_1s.wav
 Output Gain: 35.28
 Measure Window Start: 300ms
 Measure Window Length: 1000ms
 BWC applied: 0.14 dB
 Device Reference Point: 0, 0, -6.3 mm

Cursor:

ABM1/ABM2 = 46.28 dB
 ABM1 comp = -1.72 dB A/m
 BWC Factor = 0.14 dB
 Location: -2, -2, 4.4 mm



0 dB = 1.000

	Document Hearing Aid Compatibility Audio Band Magnetic (ABM) T-Coil Test Report for BlackBerry® Smartphone model RDU71CW/RDE71UW		Page 81(121)
	Author Data Daoud Attayi	Dates of Test Mar. 09-28, 2011	Report No RTS-3933-1105-51A RTS-2580-1106-37

Date/Time: 3/14/2011 4:05:14 PM, Date/Time: 3/14/2011 5:12:00 PM, Date/Time: 3/14/2011 5:22:00 PM

Test Laboratory: RIM Testing Services

HAC T-Coil_UMTS_band_V_high_chan_Axial

DUT: BlackBerry; Type: Sample

Communication System: WCDMA FDD V; Frequency: 826.4 MHz, Frequency: 846.6 MHz; Communication System PAR: 0 dB
Medium parameters used: $\sigma = 0$ mho/m, $\epsilon_r = 1$; $\rho = 0$ kg/m³
Phantom section: TCoil Section
Measurement Standard: DASY5 (IEEE/IEC/ANSI C63.19-2007)


DASY5 Configuration:

- Probe: AM1DV3 - 3062; ; Calibrated: 6/8/2010
 - Modulation Compensation:
- Sensor-Surface: 0mm (Fix Surface)
- Electronics: DAE4 Sn881; Calibrated: 4/19/2010
- Phantom: HAC RF Test Arch with AMCC; Type: SD HAC P01 BA;
- Measurement SW: DASY52, Version 52.6 (2); SEMCAD X Version 14.4.4 (2829)

T-Coil scan/General Scans 2/z (axial) 5.0mm 50 x 50/ABM [HAC-2007]

SNR(x,y,z) (11x11x1):

Measurement grid: dx=10mm, dy=10mm
Signal Type: Audio File (.wav) 48k_voice_1kHz_1s.wav
Output Gain: 35.28
Measure Window Start: 300ms
Measure Window Length: 1000ms
BWC applied: 0.14 dB
Device Reference Point: 0, 0, -6.3 mm

	Document Hearing Aid Compatibility Audio Band Magnetic (ABM) T-Coil Test Report for BlackBerry® Smartphone model RDU71CW/RDE71UW		Page 82(121)
	Author Data Daoud Attayi	Dates of Test Mar. 09-28, 2011	Report No RTS-3933-1105-51A RTS-2580-1106-37

T-Coil scan/General Scans 2 2 2/z (axial) 2mm 8 x 8/ABM [HAC-2007] SNR(x,y,z) (5x5x1):

Measurement grid: dx=10mm, dy=10mm
Signal Type: Audio File (.wav) 48k_voice_1kHz_1s.wav
Output Gain: 35.28
Measure Window Start: 300ms
Measure Window Length: 1000ms
BWC applied: 0.14 dB
Device Reference Point: 0, 0, -6.3 mm

Cursor:

ABM1/ABM2 = 52.11 dB
ABM1 comp = 7.90 dB A/m
BWC Factor = 0.14 dB
Location: -2, 8, 4.4 mm

T-Coil scan/General Scans 2 2 2/z (axial) wideband at best S/N 2/ABM [HAC-2007] Freq Resp(x,y,z,f) (1x1x1):

Measurement grid: dx=10mm, dy=10mm
Signal Type: Audio File (.wav) 48k_voice_300-3000_2s.wav
Output Gain: 69.12
Measure Window Start: 2000ms
Measure Window Length: 4000ms
BWC applied: 10.78 dB
Device Reference Point: 0, 0, -6.3 mm

Cursor:

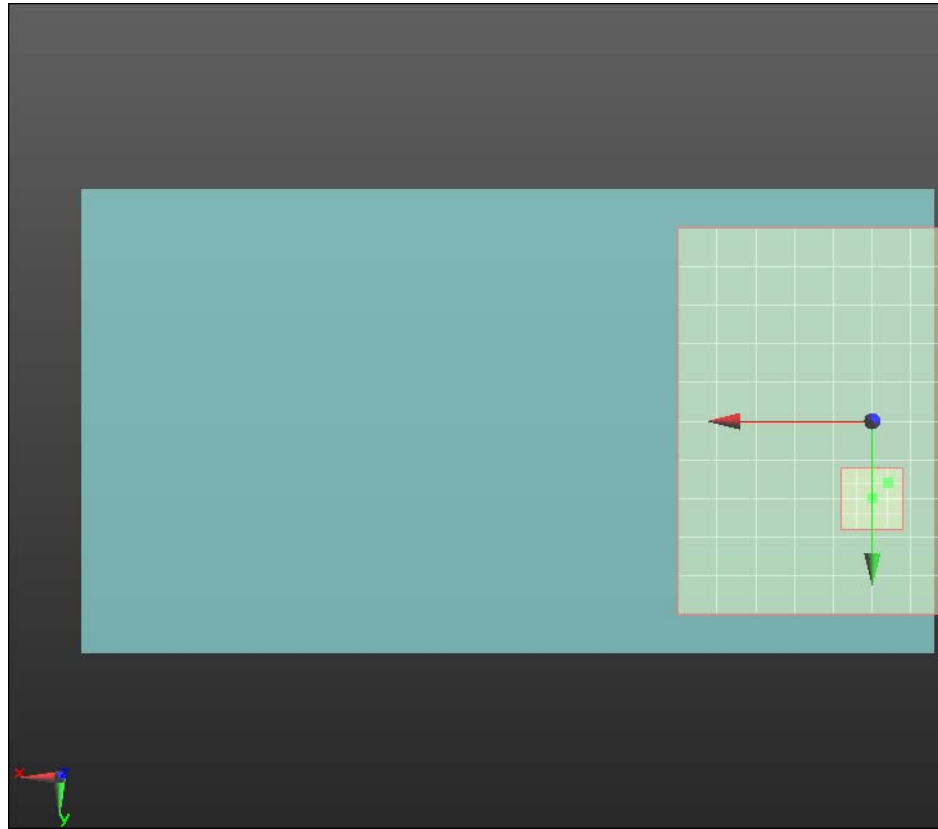
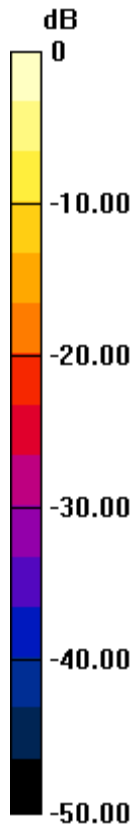
Diff = 2.00 dB
BWC Factor = 10.78 dB
Location: 0, 10, 3.7 mm

Author Data
Daoud Attayi

Dates of Test
Mar. 09-28, 2011

Report No
**RTS-3933-1105-51A
 RTS-2580-1106-37**

FCC ID
**L6ARDU70CW
 L6ARDE70UW**



0 dB = 1.000



Document
**Hearing Aid Compatibility Audio Band Magnetic (ABM) T-Coil
Test Report for BlackBerry® Smartphone model
RDU71CW/RDE71UW**

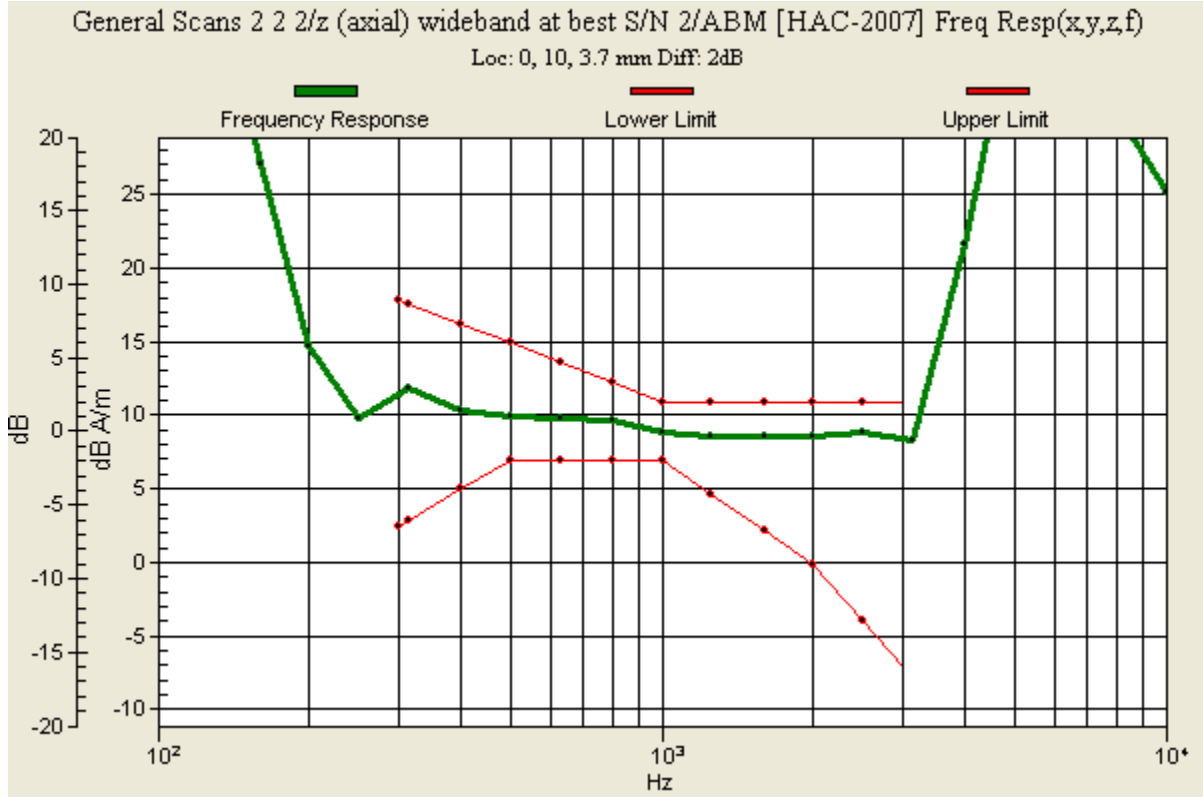
Page
84(121)


Author Data
Daoud Attayi

Dates of Test
Mar. 09-28, 2011

Report No
**RTS-3933-1105-51A
RTS-2580-1106-37**

FCC ID
**L6ARDU70CW
L6ARDE70UW**



	Document Hearing Aid Compatibility Audio Band Magnetic (ABM) T-Coil Test Report for BlackBerry® Smartphone model RDU71CW/RDE71UW		Page 85(121)
	Author Data Daoud Attayi	Dates of Test Mar. 09-28, 2011	Report No RTS-3933-1105-51A RTS-2580-1106-37

Date/Time: 3/14/2011 4:21:46 PM, Date/Time: 3/14/2011 5:15:08 PM

Test Laboratory: RIM Testing Services

HAC T-Coil_UMTS_band_V_high_chan_Radial_L

DUT: BlackBerry; Type: Sample

Communication System: WCDMA FDD V; Frequency: 826.4 MHz, Frequency: 846.6 MHz; Communication System PAR: 0 dB
Medium parameters used: $\sigma = 0$ mho/m, $\epsilon_r = 1$; $\rho = 0$ kg/m³
Phantom section: TCoil Section
Measurement Standard: DASYS (IEEE/IEC/ANSI C63.19-2007)

DASY5 Configuration:

- Probe: AM1DV3 - 3062; ; Calibrated: 6/8/2010
 - Modulation Compensation:
- Sensor-Surface: 0mm (Fix Surface)
- Electronics: DAE4 Sn881; Calibrated: 4/19/2010
- Phantom: HAC RF Test Arch with AMCC; Type: SD HAC P01 BA;
- Measurement SW: DASYS2, Version 52.6 (2); SEMCAD X Version 14.4.4 (2829)

T-Coil scan/General Scans 2/x (longitudinal) 5.0mm 50 x 50/ABM [HAC-2007] **SNR(x,y,z) (11x11x1):**

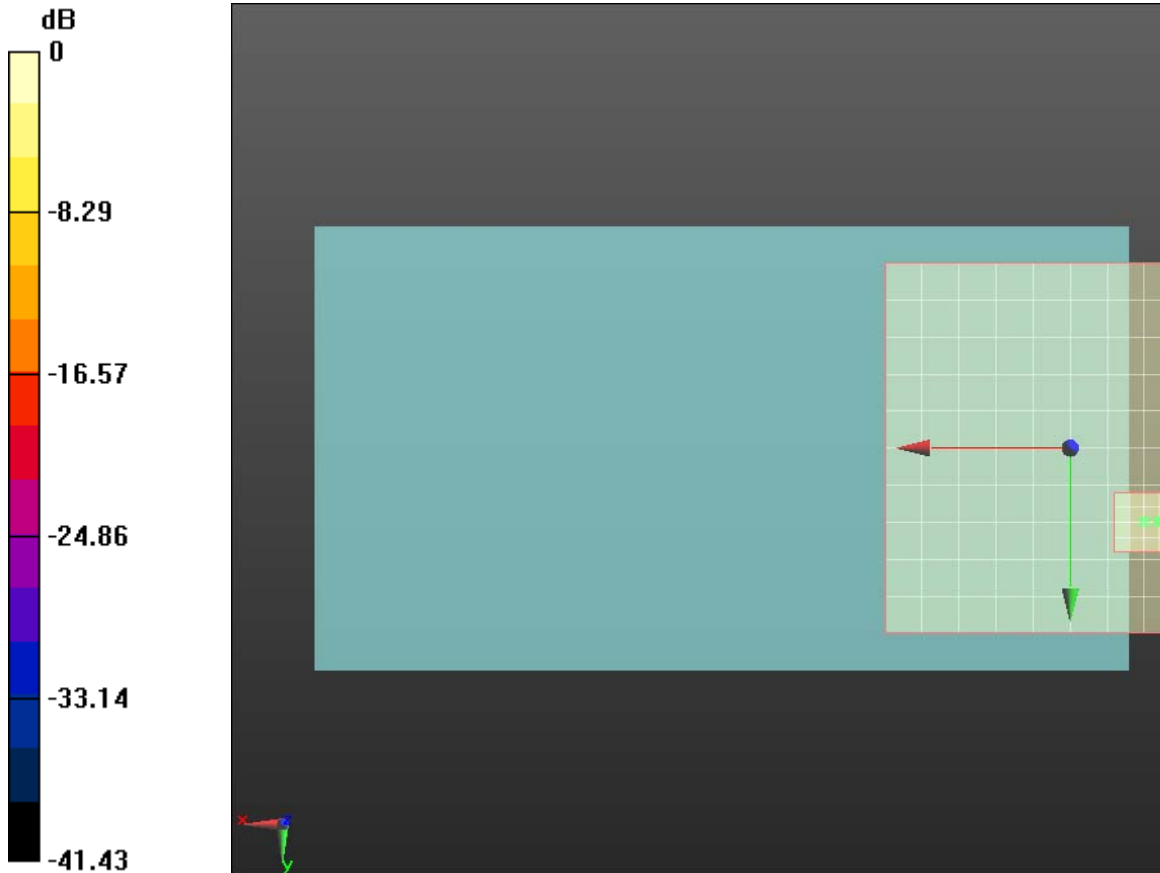
Measurement grid: dx=10mm, dy=10mm
Signal Type: Audio File (.wav) 48k_voice_1kHz_1s.wav
Output Gain: 35.28
Measure Window Start: 300ms
Measure Window Length: 1000ms
BWC applied: 0.14 dB
Device Reference Point: 0, 0, -6.3 mm

**T-Coil scan/General Scans 2 2 2/x (longitudinal) 2mm 8 x 8/ABM
 [HAC-2007] SNR(x,y,z) (5x5x1):**


Measurement grid: dx=10mm, dy=10mm
 Signal Type: Audio File (.wav) 48k_voice_1kHz_1s.wav
 Output Gain: 35.28
 Measure Window Start: 300ms
 Measure Window Length: 1000ms
 BWC applied: 0.14 dB
 Device Reference Point: 0, 0, -6.3 mm

Cursor:

ABM1/ABM2 = 45.44 dB
 ABM1 comp = -0.93 dB A/m
 BWC Factor = 0.14 dB
 Location: -12, 10, 4.4 mm



0 dB = 1.000

	Document Hearing Aid Compatibility Audio Band Magnetic (ABM) T-Coil Test Report for BlackBerry® Smartphone model RDU71CW/RDE71UW		Page 87(121)
	Author Data Daoud Attayi	Dates of Test Mar. 09-28, 2011	Report No RTS-3933-1105-51A RTS-2580-1106-37

Date/Time: 3/14/2011 4:39:02 PM, Date/Time: 3/14/2011 5:18:35 PM

Test Laboratory: RIM Testing Services

HAC T-Coil_UMTS_band_V_high_chan_Radial_T

DUT: BlackBerry; Type: Sample

Communication System: WCDMA FDD V; Frequency: 826.4 MHz, Frequency: 846.6 MHz; Communication System PAR: 0 dB

Medium parameters used: $\sigma = 0$ mho/m, $\epsilon_r = 1$; $\rho = 0$ kg/m³

Phantom section: TCoil Section

Measurement Standard: DASYS (IEEE/IEC/ANSI C63.19-2007)

DASY5 Configuration:

- Probe: AM1DV3 - 3062; ; Calibrated: 6/8/2010
 - Modulation Compensation:
- Sensor-Surface: 0mm (Fix Surface)
- Electronics: DAE4 Sn881; Calibrated: 4/19/2010
- Phantom: HAC RF Test Arch with AMCC; Type: SD HAC P01 BA;
- Measurement SW: DASYS2, Version 52.6 (2); SEMCAD X Version 14.4.4 (2829)

T-Coil scan/General Scans 2/y (transversal) 5.0mm 50 x 50/ABM [HAC-2007]

SNR(x,y,z) (11x11x1):

Measurement grid: dx=10mm, dy=10mm

Signal Type: Audio File (.wav) 48k_voice_1kHz_1s.wav

Output Gain: 35.28

Measure Window Start: 300ms

Measure Window Length: 1000ms

BWC applied: 0.14 dB

Device Reference Point: 0, 0, -6.3 mm

Author Data
Daoud Attayi

Dates of Test
Mar. 09-28, 2011

Report No
RTS-3933-1105-51A
RTS-2580-1106-37

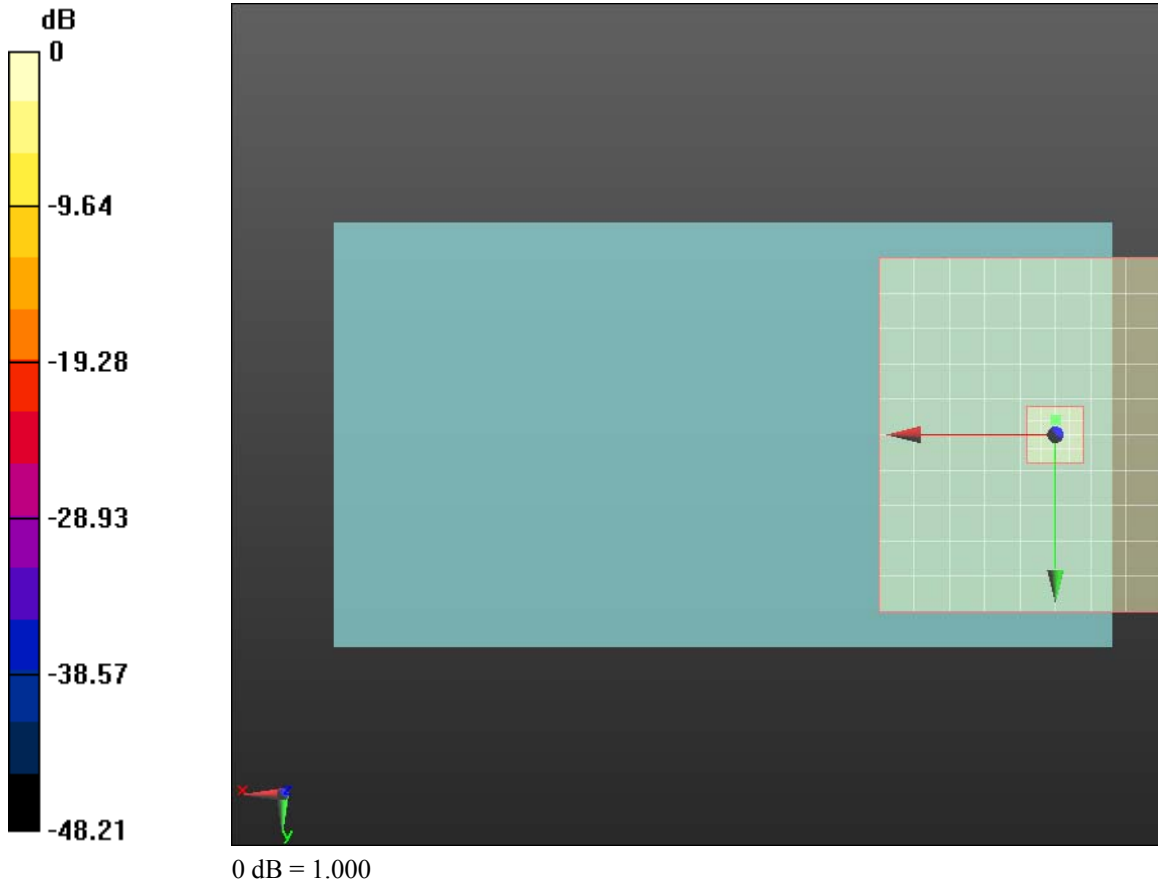
FCC ID
L6ARDU70CW
L6ARDE70UW


T-Coil scan/General Scans 2 2 2/y (transversal) 2mm 8 x 8/ABM
[HAC-2007] SNR(x,y,z) (5x5x1):

Measurement grid: dx=10mm, dy=10mm
 Signal Type: Audio File (.wav) 48k_voice_1kHz_1s.wav
 Output Gain: 35.28
 Measure Window Start: 300ms
 Measure Window Length: 1000ms
 BWC applied: 0.14 dB
 Device Reference Point: 0, 0, -6.3 mm

Cursor:

ABM1/ABM2 = 46.08 dB
 ABM1 comp = -1.76 dB A/m
 BWC Factor = 0.14 dB
 Location: 0, -2, 4.4 mm



	Document Hearing Aid Compatibility Audio Band Magnetic (ABM) T-Coil Test Report for BlackBerry® Smartphone model RDU71CW/RDE71UW		Page 89(121)
	Author Data Daoud Attayi	Dates of Test Mar. 09-28, 2011	Report No RTS-3933-1105-51A RTS-2580-1106-37

Date/Time: 3/14/2011 5:31:52 PM, Date/Time: 3/14/2011 5:45:19 PM, Date/Time: 3/14/2011 6:22:40 PM

Test Laboratory: RIM Testing Services

HAC T-Coil_UMTS_band_II_low_chan_Axial

DUT: BlackBerry; Type: Sample

Communication System: WCDMA FDD II; Frequency: 1852.4 MHz; Communication System PAR: 0 dB

Medium parameters used: $\sigma = 0$ mho/m, $\epsilon_r = 1$; $\rho = 0$ kg/m³

Phantom section: TCoil Section

Measurement Standard: DASYS (IEEE/IEC/ANSI C63.19-2007)

DASY5 Configuration:

- Probe: AM1DV3 - 3062; ; Calibrated: 6/8/2010
 - Modulation Compensation:
- Sensor-Surface: 0mm (Fix Surface)
- Electronics: DAE4 Sn881; Calibrated: 4/19/2010
- Phantom: HAC RF Test Arch with AMCC; Type: SD HAC P01 BA;
- Measurement SW: DASY52, Version 52.6 (2); SEMCAD X Version 14.4.4 (2829)

T-Coil scan/General Scans 2/z (axial) 5.0mm 50 x 50/ABM [HAC-2007]

SNR(x,y,z) (11x11x1):

Measurement grid: dx=10mm, dy=10mm

Signal Type: Audio File (.wav) 48k_voice_1kHz_1s.wav


Output Gain: 35.28

Measure Window Start: 300ms

Measure Window Length: 1000ms

BWC applied: 0.14 dB

Device Reference Point: 0, 0, -6.3 mm

	Document Hearing Aid Compatibility Audio Band Magnetic (ABM) T-Coil Test Report for BlackBerry® Smartphone model RDU71CW/RDE71UW		Page 90(121)
	Author Data Daoud Attayi	Dates of Test Mar. 09-28, 2011	Report No RTS-3933-1105-51A RTS-2580-1106-37

T-Coil scan/General Scans 2/z (axial) 2mm 8 x 8/ABM [HAC-2007]

SNR(x,y,z) (5x5x1):

Measurement grid: dx=10mm, dy=10mm
Signal Type: Audio File (.wav) 48k_voice_1kHz_1s.wav
Output Gain: 35.28
Measure Window Start: 300ms
Measure Window Length: 1000ms
BWC applied: 0.14 dB
Device Reference Point: 0, 0, -6.3 mm

Cursor:

ABM1/ABM2 = 52.31 dB
ABM1 comp = 7.98 dB A/m
BWC Factor = 0.14 dB
Location: 0, 8, 4.4 mm

T-Coil scan/General Scans 2/z (axial) wideband at best S/N 2/ABM [HAC-2007] Freq Resp(x,y,z,f) (1x1x1):

Measurement grid: dx=10mm, dy=10mm
Signal Type: Audio File (.wav) 48k_voice_300-3000_2s.wav
Output Gain: 69.12
Measure Window Start: 2000ms
Measure Window Length: 4000ms
BWC applied: 10.78 dB
Device Reference Point: 0, 0, -6.3 mm

Cursor:

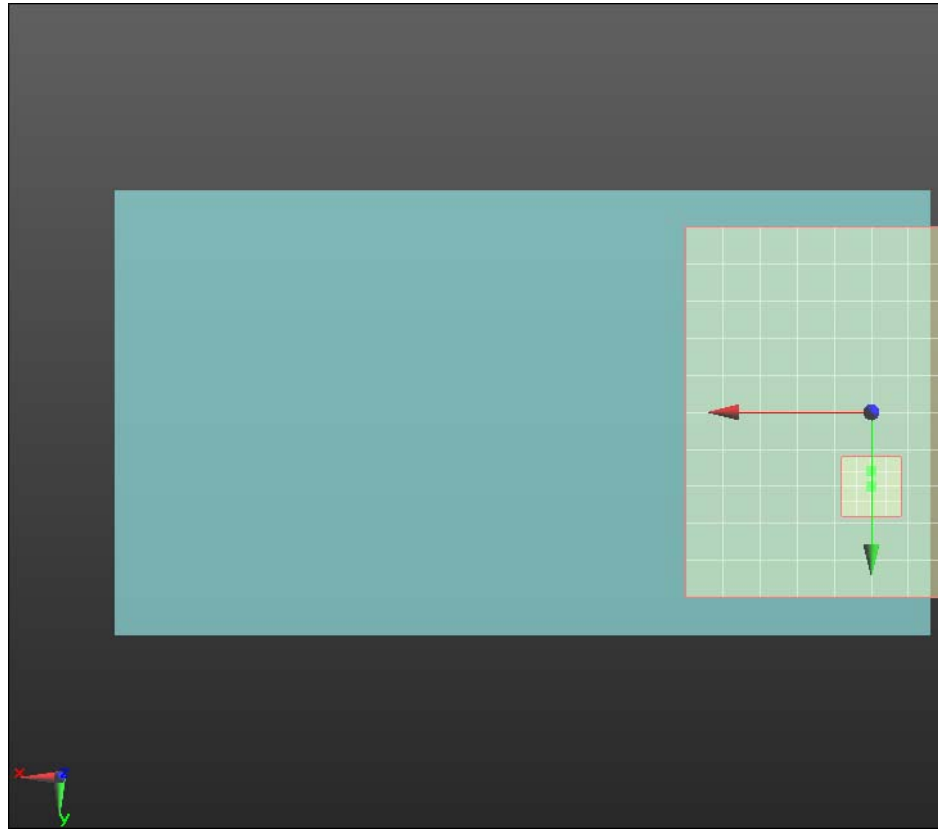
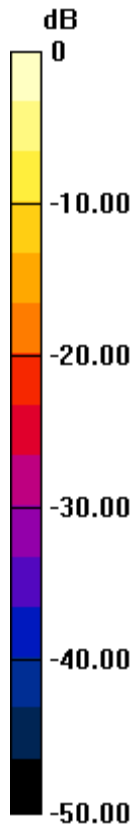
Diff = 2.00 dB
BWC Factor = 10.78 dB
Location: 0, 10, 3.7 mm

Author Data
Daoud Attayi

Dates of Test
Mar. 09-28, 2011

Report No
**RTS-3933-1105-51A
RTS-2580-1106-37**

FCC ID
**L6ARDU70CW
L6ARDE70UW**



0 dB = 1.000



Document
**Hearing Aid Compatibility Audio Band Magnetic (ABM) T-Coil
Test Report for BlackBerry® Smartphone model
RDU71CW/RDE71UW**

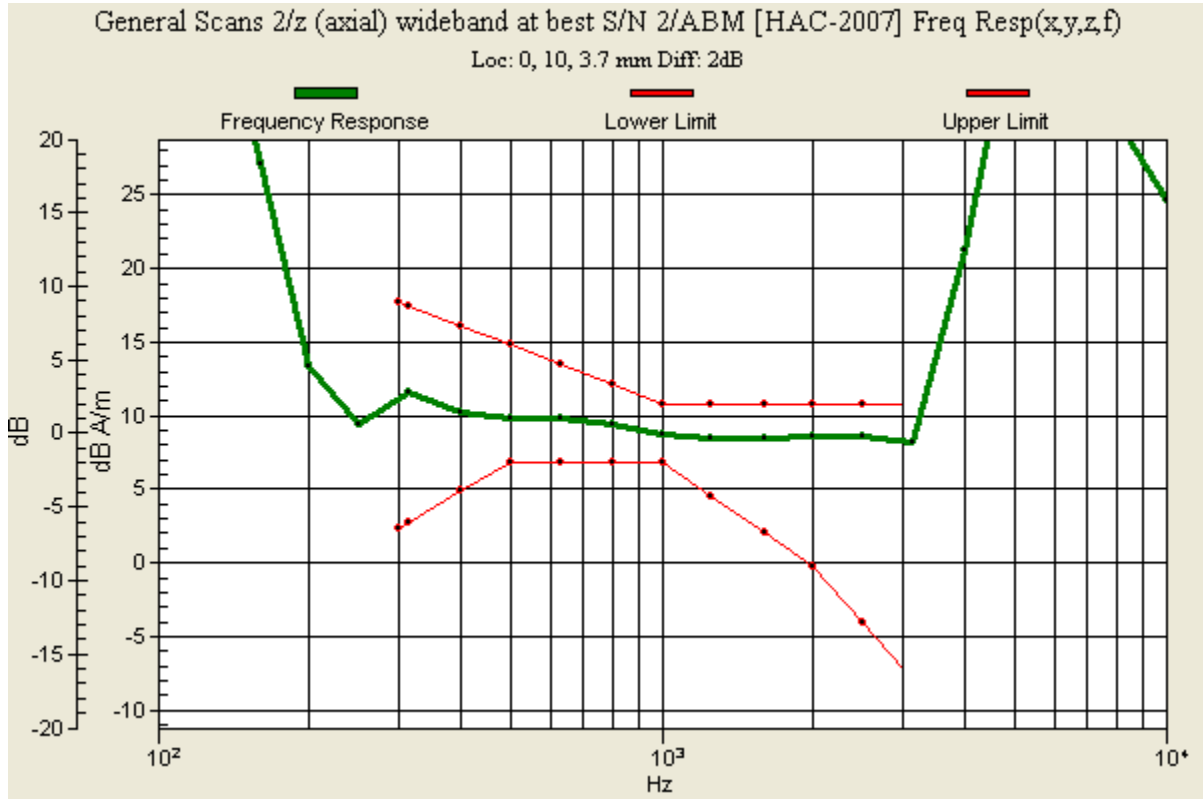
Page
92(121)


Author Data
Daoud Attayi

Dates of Test
Mar. 09-28, 2011

Report No
**RTS-3933-1105-51A
RTS-2580-1106-37**

FCC ID
**L6ARDU70CW
L6ARDE70UW**



	Document Hearing Aid Compatibility Audio Band Magnetic (ABM) T-Coil Test Report for BlackBerry® Smartphone model RDU71CW/RDE71UW		Page 93(121)
	Author Data Daoud Attayi	Dates of Test Mar. 09-28, 2011	Report No RTS-3933-1105-51A RTS-2580-1106-37

Date/Time: 3/14/2011 5:48:23 PM, Date/Time: 3/14/2011 6:02:15 PM

Test Laboratory: RIM Testing Services

HAC T-Coil_UMTS_band_II_low_chan_Radial_L

DUT: BlackBerry; Type: Sample

Communication System: WCDMA FDD II; Frequency: 1852.4 MHz; Communication System
 PAR: 0 dB

Medium parameters used: $\sigma = 0$ mho/m, $\epsilon_r = 1$; $\rho = 0$ kg/m³

Phantom section: TCoil Section

Measurement Standard: DASYS (IEEE/IEC/ANSI C63.19-2007)

DASY5 Configuration:

- Probe: AM1DV3 - 3062; ; Calibrated: 6/8/2010
 - Modulation Compensation:
- Sensor-Surface: 0mm (Fix Surface)
- Electronics: DAE4 Sn881; Calibrated: 4/19/2010
- Phantom: HAC RF Test Arch with AMCC; Type: SD HAC P01 BA;
- Measurement SW: DASYS2, Version 52.6 (2); SEMCAD X Version 14.4.4 (2829)

T-Coil scan/General Scans 2/x (longitudinal) 5.0mm 50 x 50/ABM [HAC-2007]

SNR(x,y,z) (11x11x1):

Measurement grid: dx=10mm, dy=10mm

Signal Type: Audio File (.wav) 48k_voice_1kHz_1s.wav


Output Gain: 35.28

Measure Window Start: 300ms

Measure Window Length: 1000ms

BWC applied: 0.14 dB

Device Reference Point: 0, 0, -6.3 mm

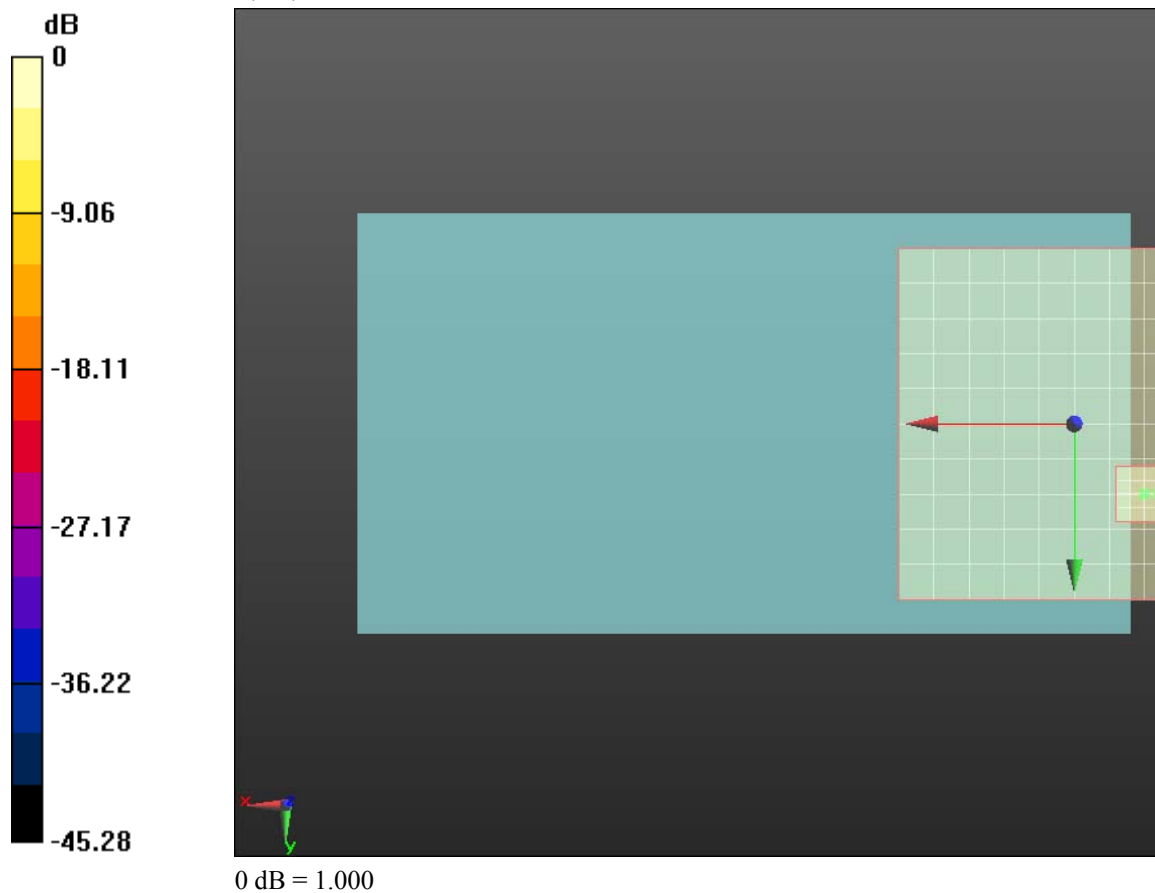
	Document Hearing Aid Compatibility Audio Band Magnetic (ABM) T-Coil Test Report for BlackBerry® Smartphone model RDU71CW/RDE71UW		Page 94(121)
	Author Data Daoud Attayi	Dates of Test Mar. 09-28, 2011	Report No RTS-3933-1105-51A RTS-2580-1106-37


**T-Coil scan/General Scans 2/x (longitudinal) 2mm 8 x 8/ABM
[HAC-2007] SNR(x,y,z) (5x5x1):**

Measurement grid: dx=10mm, dy=10mm
Signal Type: Audio File (.wav) 48k_voice_1kHz_1s.wav
Output Gain: 35.28
Measure Window Start: 300ms
Measure Window Length: 1000ms
BWC applied: 0.14 dB
Device Reference Point: 0, 0, -6.3 mm

Cursor:

ABM1/ABM2 = 45.38 dB
ABM1 comp = -1.28 dB A/m
BWC Factor = 0.14 dB
Location: -12, 10, 4.4 mm



	Document Hearing Aid Compatibility Audio Band Magnetic (ABM) T-Coil Test Report for BlackBerry® Smartphone model RDU71CW/RDE71UW		Page 95(121)
	Author Data Daoud Attayi	Dates of Test Mar. 09-28, 2011	Report No RTS-3933-1105-51A RTS-2580-1106-37

Date/Time: 3/14/2011 6:05:39 PM, Date/Time: 3/14/2011 6:19:14 PM

Test Laboratory: RIM Testing Services

HAC T-Coil_UMTS_band_II_low_chan_Radial_T

DUT: BlackBerry; Type: Sample

Communication System: WCDMA FDD II; Frequency: 1852.4 MHz; Communication System

PAR: 0 dB

Medium parameters used: $\sigma = 0$ mho/m, $\epsilon_r = 1$; $\rho = 0$ kg/m³

Phantom section: TCoil Section

Measurement Standard: DASYS (IEEE/IEC/ANSI C63.19-2007)

DASY5 Configuration:

- Probe: AM1DV3 - 3062; ; Calibrated: 6/8/2010
 - Modulation Compensation:
- Sensor-Surface: 0mm (Fix Surface)
- Electronics: DAE4 Sn881; Calibrated: 4/19/2010
- Phantom: HAC RF Test Arch with AMCC; Type: SD HAC P01 BA;
- Measurement SW: DASYS2, Version 52.6 (2); SEMCAD X Version 14.4.4 (2829)

T-Coil scan/General Scans 2/y (transversal) 5.0mm 50 x 50/ABM [HAC-2007]

SNR(x,y,z) (11x11x1):

Measurement grid: dx=10mm, dy=10mm

Signal Type: Audio File (.wav) 48k_voice_1kHz_1s.wav

Output Gain: 35.28

Measure Window Start: 300ms

Measure Window Length: 1000ms

BWC applied: 0.14 dB

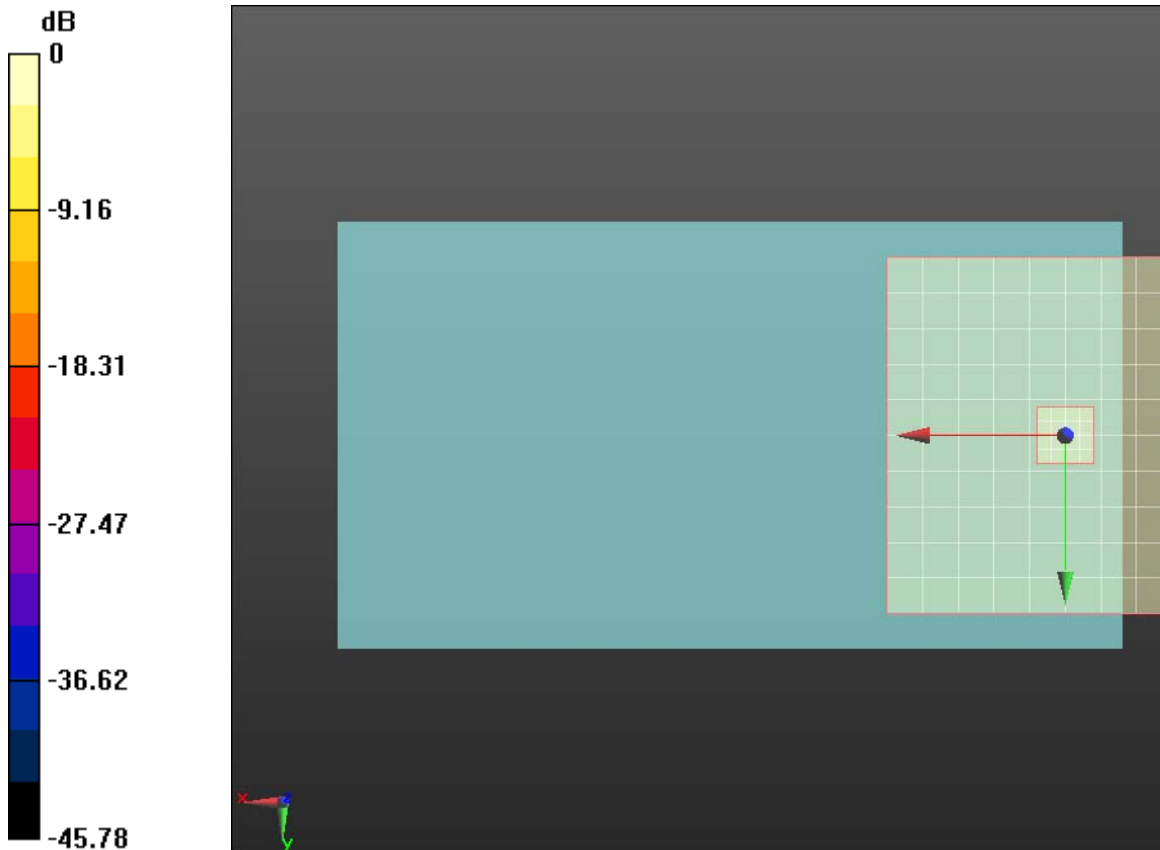
Device Reference Point: 0, 0, -6.3 mm

T-Coil scan/General Scans 2/y (transversal) 2mm 8 x 8/ABM [HAC-2007] SNR(x,y,z) (5x5x1):


Measurement grid: dx=10mm, dy=10mm
 Signal Type: Audio File (.wav) 48k_voice_1kHz_1s.wav
 Output Gain: 35.28
 Measure Window Start: 300ms
 Measure Window Length: 1000ms
 BWC applied: 0.14 dB
 Device Reference Point: 0, 0, -6.3 mm

Cursor:

ABM1/ABM2 = 45.98 dB
 ABM1 comp = -1.53 dB A/m
 BWC Factor = 0.14 dB
 Location: 0, 0, 4.4 mm



0 dB = 1.000

	Document Hearing Aid Compatibility Audio Band Magnetic (ABM) T-Coil Test Report for BlackBerry® Smartphone model RDU71CW/RDE71UW		Page 97(121)
	Author Data Daoud Attayi	Dates of Test Mar. 09-28, 2011	Report No RTS-3933-1105-51A RTS-2580-1106-37

Date/Time: 3/14/2011 5:31:52 PM, Date/Time: 3/14/2011 6:24:55 PM, Date/Time: 3/14/2011 6:34:58 PM

Test Laboratory: RIM Testing Services

HAC T-Coil_UMTS_band_II_mid_chan_Axial

DUT: BlackBerry; Type: Sample

Communication System: WCDMA FDD II; Frequency: 1852.4 MHz, Frequency: 1880 MHz; Communication System PAR: 0 dB
Medium parameters used: $\sigma = 0$ mho/m, $\epsilon_r = 1$; $\rho = 0$ kg/m³
Phantom section: TCoil Section
Measurement Standard: DASYS (IEEE/IEC/ANSI C63.19-2007)


DASY5 Configuration:

- Probe: AM1DV3 - 3062; ; Calibrated: 6/8/2010
 - Modulation Compensation:
- Sensor-Surface: 0mm (Fix Surface)
- Electronics: DAE4 Sn881; Calibrated: 4/19/2010
- Phantom: HAC RF Test Arch with AMCC; Type: SD HAC P01 BA;
- Measurement SW: DASY52, Version 52.6 (2); SEMCAD X Version 14.4.4 (2829)

T-Coil scan/General Scans 2/z (axial) 5.0mm 50 x 50/ABM [HAC-2007]

SNR(x,y,z) (11x11x1):

Measurement grid: dx=10mm, dy=10mm
Signal Type: Audio File (.wav) 48k_voice_1kHz_1s.wav
Output Gain: 35.28
Measure Window Start: 300ms
Measure Window Length: 1000ms
BWC applied: 0.14 dB
Device Reference Point: 0, 0, -6.3 mm

	Document Hearing Aid Compatibility Audio Band Magnetic (ABM) T-Coil Test Report for BlackBerry® Smartphone model RDU71CW/RDE71UW		Page 98(121)
	Author Data Daoud Attayi	Dates of Test Mar. 09-28, 2011	Report No RTS-3933-1105-51A RTS-2580-1106-37

**T-Coil scan/General Scans 2 2/z (axial) 2mm 8 x 8/ABM [HAC-2007]
SNR(x,y,z) (5x5x1):**

Measurement grid: dx=10mm, dy=10mm
Signal Type: Audio File (.wav) 48k_voice_1kHz_1s.wav
Output Gain: 35.28
Measure Window Start: 300ms
Measure Window Length: 1000ms
BWC applied: 0.14 dB
Device Reference Point: 0, 0, -6.3 mm

Cursor:

ABM1/ABM2 = 50.81 dB
ABM1 comp = 6.79 dB A/m
BWC Factor = 0.14 dB
Location: 4, 10, 4.4 mm

**T-Coil scan/General Scans 2 2/z (axial) wideband at best S/N 2/ABM
[HAC-2007] Freq Resp(x,y,z,f) (1x1x1):**

Measurement grid: dx=10mm, dy=10mm
Signal Type: Audio File (.wav) 48k_voice_300-3000_2s.wav
Output Gain: 69.12
Measure Window Start: 2000ms
Measure Window Length: 4000ms
BWC applied: 10.78 dB
Device Reference Point: 0, 0, -6.3 mm

Cursor:

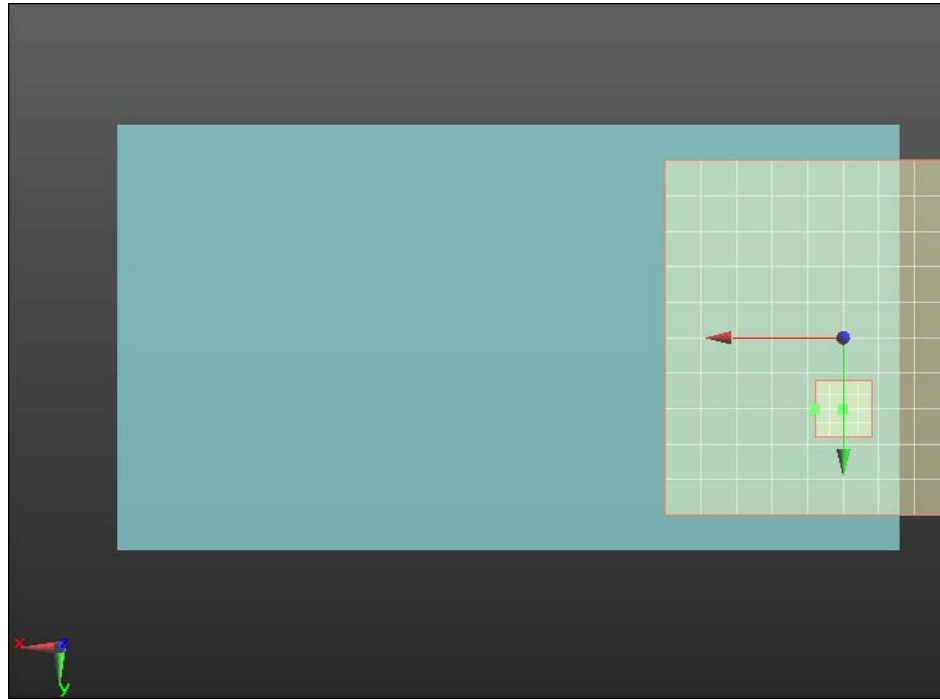
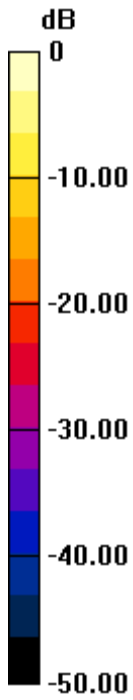
Diff = 2.00 dB
BWC Factor = 10.78 dB
Location: 0, 10, 3.7 mm

Author Data
Daoud Attayi

Dates of Test
Mar. 09-28, 2011

Report No
**RTS-3933-1105-51A
RTS-2580-1106-37**

FCC ID
**L6ARDU70CW
L6ARDE70UW**



0 dB = 1.000



Document
**Hearing Aid Compatibility Audio Band Magnetic (ABM) T-Coil
Test Report for BlackBerry® Smartphone model
RDU71CW/RDE71UW**

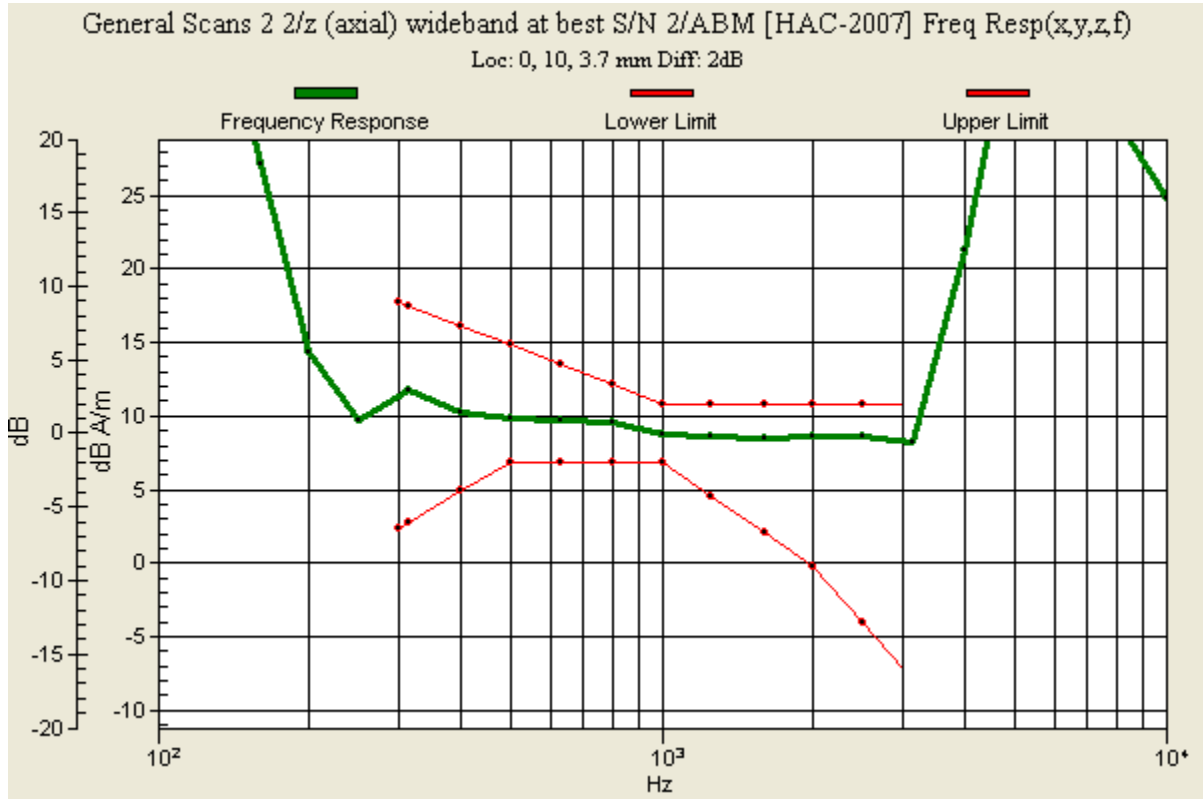
Page
100(121)


Author Data
Daoud Attayi

Dates of Test
Mar. 09-28, 2011

Report No
**RTS-3933-1105-51A
RTS-2580-1106-37**

FCC ID
**L6ARDU70CW
L6ARDE70UW**



	Document Hearing Aid Compatibility Audio Band Magnetic (ABM) T-Coil Test Report for BlackBerry® Smartphone model RDU71CW/RDE71UW		Page 101(121)
	Author Data Daoud Attayi	Dates of Test Mar. 09-28, 2011	Report No RTS-3933-1105-51A RTS-2580-1106-37

Date/Time: 3/14/2011 5:48:23 PM, Date/Time: 3/14/2011 6:28:04 PM

Test Laboratory: RIM Testing Services

HAC T-Coil_UMTS_band_II_mid_chan_Radial_L

DUT: BlackBerry; Type: Sample


Communication System: WCDMA FDD II; Frequency: 1852.4 MHz, Frequency: 1880 MHz; Communication System PAR: 0 dB
Medium parameters used: $\sigma = 0$ mho/m, $\epsilon_r = 1$; $\rho = 0$ kg/m³
Phantom section: TCoil Section
Measurement Standard: DASYS (IEEE/IEC/ANSI C63.19-2007)

DASY5 Configuration:

- Probe: AM1DV3 - 3062; ; Calibrated: 6/8/2010
 - Modulation Compensation:
- Sensor-Surface: 0mm (Fix Surface)
- Electronics: DAE4 Sn881; Calibrated: 4/19/2010
- Phantom: HAC RF Test Arch with AMCC; Type: SD HAC P01 BA;
- Measurement SW: DASYS2, Version 52.6 (2); SEMCAD X Version 14.4.4 (2829)

T-Coil scan/General Scans 2/x (longitudinal) 5.0mm 50 x 50/ABM [HAC-2007] SNR(x,y,z) (11x11x1):

Measurement grid: dx=10mm, dy=10mm
Signal Type: Audio File (.wav) 48k_voice_1kHz_1s.wav
Output Gain: 35.28
Measure Window Start: 300ms
Measure Window Length: 1000ms
BWC applied: 0.14 dB
Device Reference Point: 0, 0, -6.3 mm

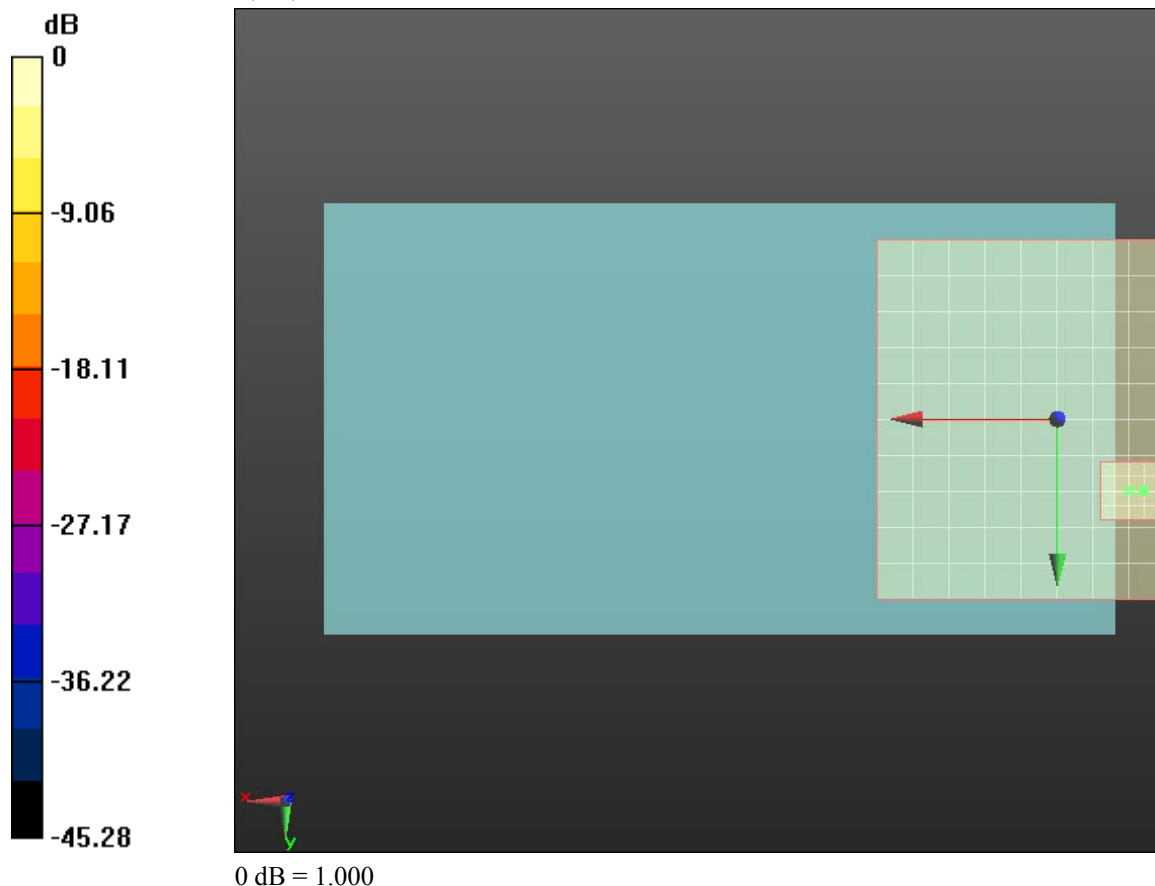
	Document Hearing Aid Compatibility Audio Band Magnetic (ABM) T-Coil Test Report for BlackBerry® Smartphone model RDU71CW/RDE71UW		Page 102(121)
	Author Data Daoud Attayi	Dates of Test Mar. 09-28, 2011	Report No RTS-3933-1105-51A RTS-2580-1106-37


**T-Coil scan/General Scans 2 2/x (longitudinal) 2mm 8 x 8/ABM
[HAC-2007] SNR(x,y,z) (5x5x1):**

Measurement grid: dx=10mm, dy=10mm
Signal Type: Audio File (.wav) 48k_voice_1kHz_1s.wav
Output Gain: 35.28
Measure Window Start: 300ms
Measure Window Length: 1000ms
BWC applied: 0.14 dB
Device Reference Point: 0, 0, -6.3 mm

Cursor:

ABM1/ABM2 = 45.29 dB
ABM1 comp = -1.28 dB A/m
BWC Factor = 0.14 dB
Location: -12, 10, 4.4 mm



	Document Hearing Aid Compatibility Audio Band Magnetic (ABM) T-Coil Test Report for BlackBerry® Smartphone model RDU71CW/RDE71UW		Page 103(121)
	Author Data Daoud Attayi	Dates of Test Mar. 09-28, 2011	Report No RTS-3933-1105-51A RTS-2580-1106-37

Date/Time: 3/14/2011 6:05:39 PM, Date/Time: 3/14/2011 6:31:32 PM

Test Laboratory: RIM Testing Services

HAC T-Coil_UMTS_band_II_mid_chan_Radial_T

DUT: BlackBerry; Type: Sample

Communication System: WCDMA FDD II; Frequency: 1852.4 MHz, Frequency: 1880 MHz; Communication System PAR: 0 dB

Medium parameters used: $\sigma = 0$ mho/m, $\epsilon_r = 1$; $\rho = 0$ kg/m³

Phantom section: TCoil Section

Measurement Standard: DASYS (IEEE/IEC/ANSI C63.19-2007)

DASY5 Configuration:

- Probe: AM1DV3 - 3062; ; Calibrated: 6/8/2010
 - Modulation Compensation:
- Sensor-Surface: 0mm (Fix Surface)
- Electronics: DAE4 Sn881; Calibrated: 4/19/2010
- Phantom: HAC RF Test Arch with AMCC; Type: SD HAC P01 BA;
- Measurement SW: DASYS2, Version 52.6 (2); SEMCAD X Version 14.4.4 (2829)

T-Coil scan/General Scans 2/y (transversal) 5.0mm 50 x 50/ABM [HAC-2007]

SNR(x,y,z) (11x11x1):

Measurement grid: dx=10mm, dy=10mm

Signal Type: Audio File (.wav) 48k_voice_1kHz_1s.wav

Output Gain: 35.28

Measure Window Start: 300ms

Measure Window Length: 1000ms

BWC applied: 0.14 dB

Device Reference Point: 0, 0, -6.3 mm

Author Data
Daoud Attayi

Dates of Test
Mar. 09-28, 2011

Report No
RTS-3933-1105-51A
RTS-2580-1106-37

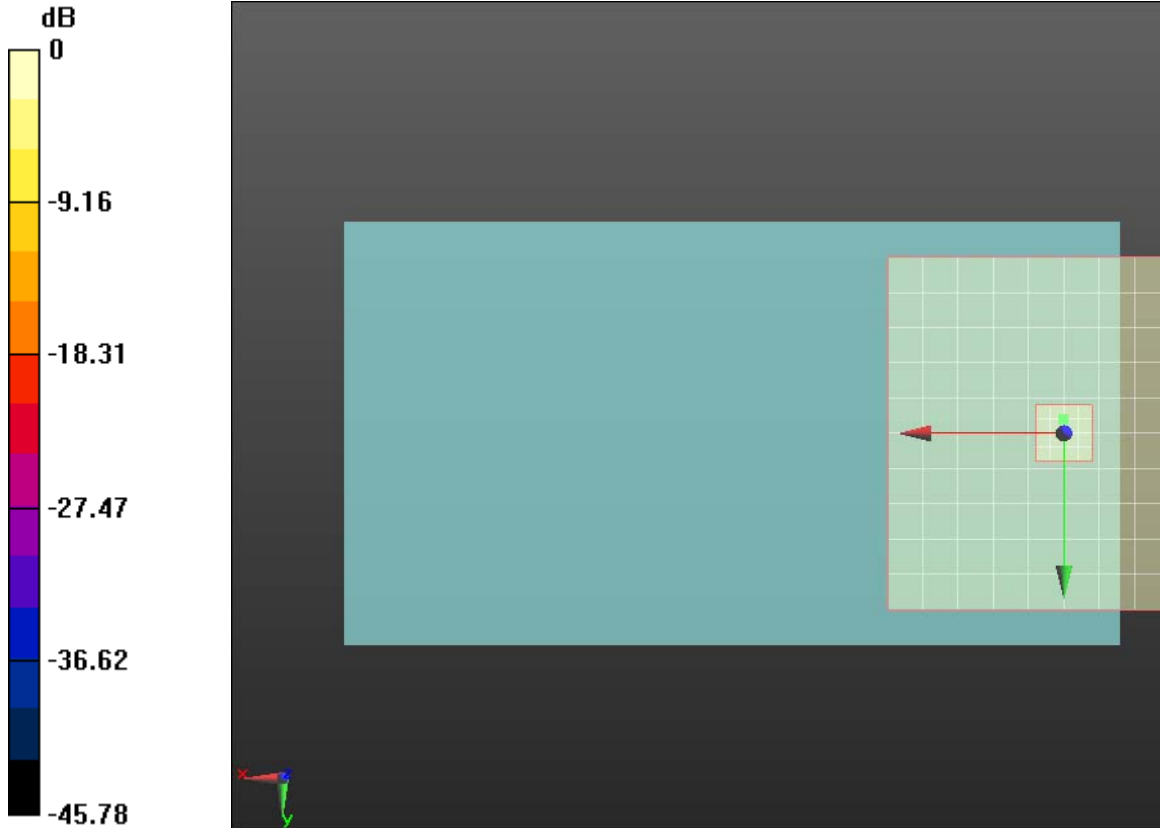
FCC ID
L6ARDU70CW
L6ARDE70UW

T-Coil scan/General Scans 2 2/y (transversal) 2mm 8 x 8/ABM
[HAC-2007] SNR(x,y,z) (5x5x1):


Measurement grid: dx=10mm, dy=10mm
 Signal Type: Audio File (.wav) 48k_voice_1kHz_1s.wav
 Output Gain: 35.28
 Measure Window Start: 300ms
 Measure Window Length: 1000ms
 BWC applied: 0.14 dB
 Device Reference Point: 0, 0, -6.3 mm

Cursor:

ABM1/ABM2 = 46.08 dB
 ABM1 comp = -1.82 dB A/m
 BWC Factor = 0.14 dB
 Location: 0, -2, 4.4 mm



0 dB = 1.000

	Document Hearing Aid Compatibility Audio Band Magnetic (ABM) T-Coil Test Report for BlackBerry® Smartphone model RDU71CW/RDE71UW		Page 105(121)
	Author Data Daoud Attayi	Dates of Test Mar. 09-28, 2011	Report No RTS-3933-1105-51A RTS-2580-1106-37

Date/Time: 3/14/2011 5:31:52 PM, Date/Time: 3/14/2011 6:39:45 PM, Date/Time: 3/14/2011 6:49:46 PM

Test Laboratory: RIM Testing Services

HAC T-Coil_UMTS_band_II_high_chan_Axial

DUT: BlackBerry; Type: Sample

Communication System: WCDMA FDD II; Frequency: 1852.4 MHz, Frequency: 1907.6 MHz; Communication System PAR: 0 dB
Medium parameters used: $\sigma = 0$ mho/m, $\epsilon_r = 1$; $\rho = 0$ kg/m³
Phantom section: TCoil Section
Measurement Standard: DASYS (IEEE/IEC/ANSI C63.19-2007)


DASY5 Configuration:

- Probe: AM1DV3 - 3062; ; Calibrated: 6/8/2010
 - Modulation Compensation:
- Sensor-Surface: 0mm (Fix Surface)
- Electronics: DAE4 Sn881; Calibrated: 4/19/2010
- Phantom: HAC RF Test Arch with AMCC; Type: SD HAC P01 BA;
- Measurement SW: DASY52, Version 52.6 (2); SEMCAD X Version 14.4.4 (2829)

T-Coil scan/General Scans 2/z (axial) 5.0mm 50 x 50/ABM [HAC-2007]

SNR(x,y,z) (11x11x1):

Measurement grid: dx=10mm, dy=10mm
Signal Type: Audio File (.wav) 48k_voice_1kHz_1s.wav
Output Gain: 35.28
Measure Window Start: 300ms
Measure Window Length: 1000ms
BWC applied: 0.14 dB
Device Reference Point: 0, 0, -6.3 mm

	Document Hearing Aid Compatibility Audio Band Magnetic (ABM) T-Coil Test Report for BlackBerry® Smartphone model RDU71CW/RDE71UW		Page 106(121)
	Author Data Daoud Attayi	Dates of Test Mar. 09-28, 2011	Report No RTS-3933-1105-51A RTS-2580-1106-37

T-Coil scan/General Scans 2 2 2/z (axial) 2mm 8 x 8/ABM [HAC-2007] SNR(x,y,z) (5x5x1):

Measurement grid: dx=10mm, dy=10mm
Signal Type: Audio File (.wav) 48k_voice_1kHz_1s.wav
Output Gain: 35.28
Measure Window Start: 300ms
Measure Window Length: 1000ms
BWC applied: 0.14 dB
Device Reference Point: 0, 0, -6.3 mm

Cursor:

ABM1/ABM2 = 52.07 dB
ABM1 comp = 7.91 dB A/m
BWC Factor = 0.14 dB
Location: 0, 8, 4.4 mm

T-Coil scan/General Scans 2 2 2/z (axial) wideband at best S/N 2/ABM [HAC-2007] Freq Resp(x,y,z,f) (1x1x1):

Measurement grid: dx=10mm, dy=10mm
Signal Type: Audio File (.wav) 48k_voice_300-3000_2s.wav
Output Gain: 69.12
Measure Window Start: 2000ms
Measure Window Length: 4000ms
BWC applied: 10.79 dB
Device Reference Point: 0, 0, -6.3 mm

Cursor:

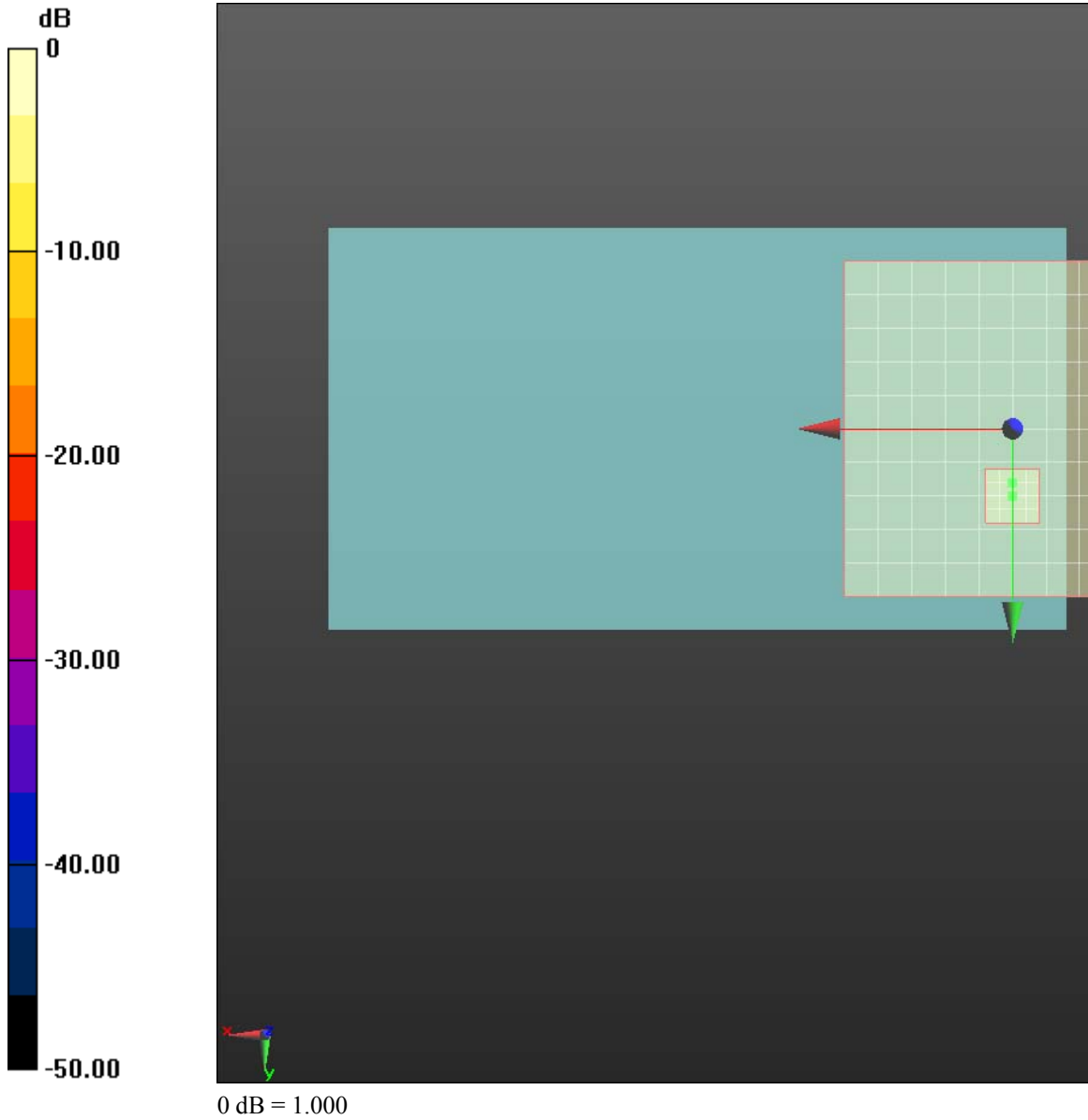
Diff = 2.00 dB
BWC Factor = 10.79 dB
Location: 0, 10, 3.7 mm

Author Data
Daoud Attayi

Dates of Test
Mar. 09-28, 2011

Report No
**RTS-3933-1105-51A
 RTS-2580-1106-37**

FCC ID
**L6ARDU70CW
 L6ARDE70UW**





Document
**Hearing Aid Compatibility Audio Band Magnetic (ABM) T-Coil
Test Report for BlackBerry® Smartphone model
RDU71CW/RDE71UW**

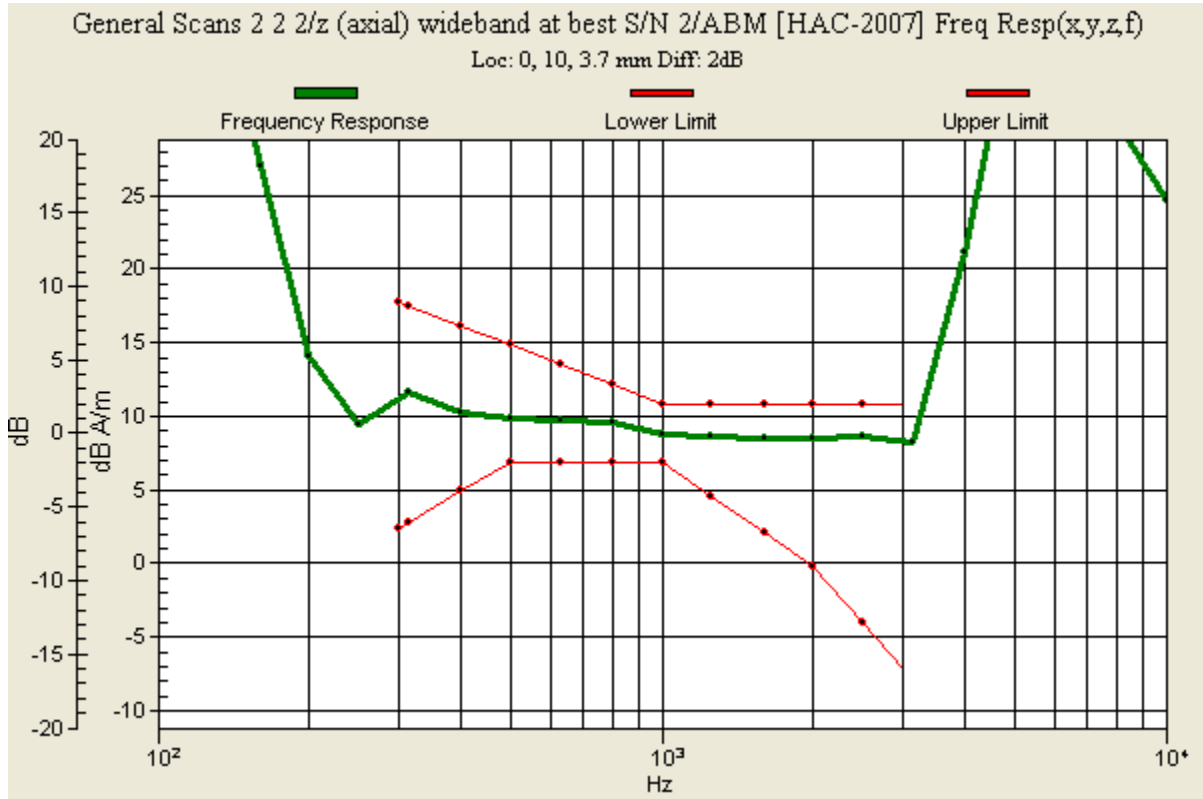
Page
108(121)


Author Data
Daoud Attayi

Dates of Test
Mar. 09-28, 2011

Report No
**RTS-3933-1105-51A
RTS-2580-1106-37**

FCC ID
**L6ARDU70CW
L6ARDE70UW**



	Document Hearing Aid Compatibility Audio Band Magnetic (ABM) T-Coil Test Report for BlackBerry® Smartphone model RDU71CW/RDE71UW		Page 109(121)
	Author Data Daoud Attayi	Dates of Test Mar. 09-28, 2011	Report No RTS-3933-1105-51A RTS-2580-1106-37

Date/Time: 3/14/2011 5:48:23 PM, Date/Time: 3/14/2011 6:42:53 PM

Test Laboratory: RIM Testing Services

HAC T-Coil_UMTS_band_II_high_chan_Radial_L

DUT: BlackBerry; Type: Sample

Communication System: WCDMA FDD II; Frequency: 1852.4 MHz, Frequency: 1907.6 MHz; Communication System PAR: 0 dB
Medium parameters used: $\sigma = 0$ mho/m, $\epsilon_r = 1$; $\rho = 0$ kg/m³
Phantom section: TCoil Section
Measurement Standard: DASYS (IEEE/IEC/ANSI C63.19-2007)

DASY5 Configuration:

- Probe: AM1DV3 - 3062; ; Calibrated: 6/8/2010
 - Modulation Compensation:
- Sensor-Surface: 0mm (Fix Surface)
- Electronics: DAE4 Sn881; Calibrated: 4/19/2010
- Phantom: HAC RF Test Arch with AMCC; Type: SD HAC P01 BA;
- Measurement SW: DASYS2, Version 52.6 (2); SEMCAD X Version 14.4.4 (2829)

T-Coil scan/General Scans 2/x (longitudinal) 5.0mm 50 x 50/ABM [HAC-2007] SNR(x,y,z) (11x11x1):

Measurement grid: dx=10mm, dy=10mm
Signal Type: Audio File (.wav) 48k_voice_1kHz_1s.wav
Output Gain: 35.28
Measure Window Start: 300ms
Measure Window Length: 1000ms
BWC applied: 0.14 dB
Device Reference Point: 0, 0, -6.3 mm

Author Data
Daoud Attayi

Dates of Test
Mar. 09-28, 2011

Report No
**RTS-3933-1105-51A
 RTS-2580-1106-37**

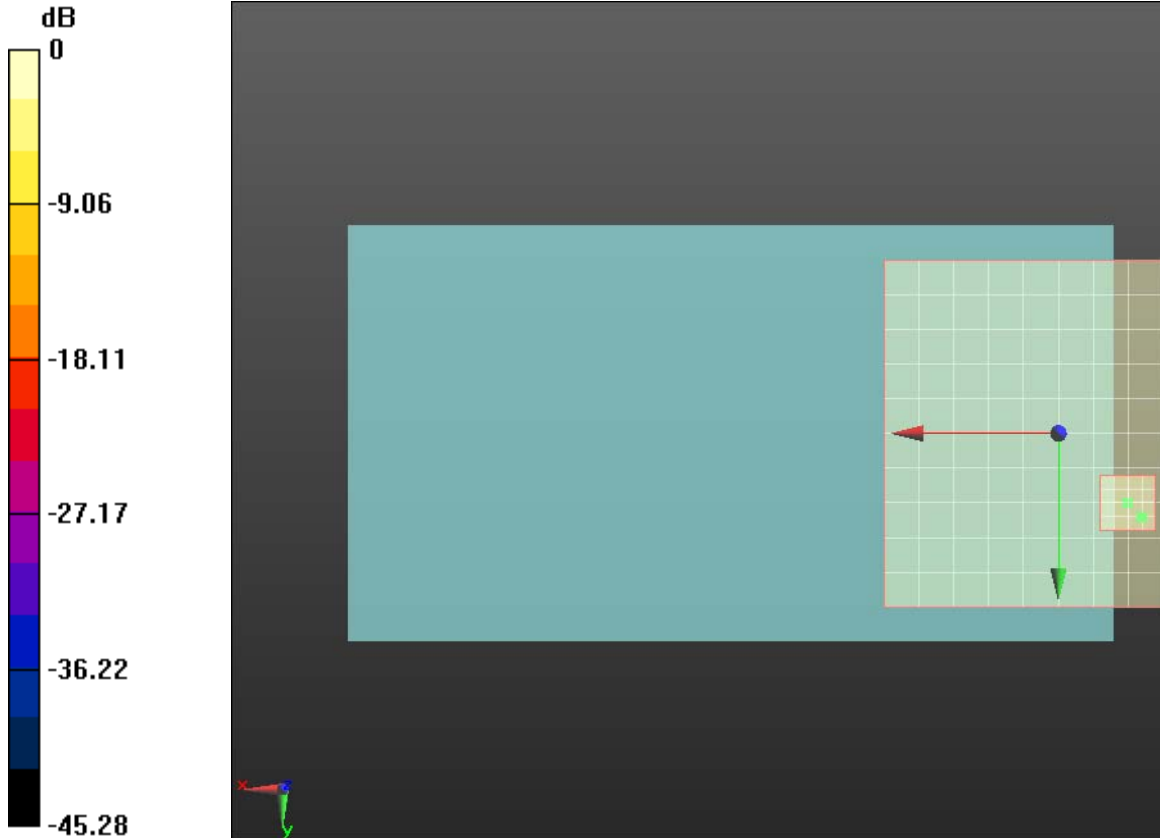
FCC ID
**L6ARDU70CW
 L6ARDE70UW**

**T-Coil scan/General Scans 2 2 2/x (longitudinal) 2mm 8 x 8/ABM
 [HAC-2007] SNR(x,y,z) (5x5x1):**


Measurement grid: dx=10mm, dy=10mm
 Signal Type: Audio File (.wav) 48k_voice_1kHz_1s.wav
 Output Gain: 35.28
 Measure Window Start: 300ms
 Measure Window Length: 1000ms
 BWC applied: 0.14 dB
 Device Reference Point: 0, 0, -6.3 mm

Cursor:

ABM1/ABM2 = 45.16 dB
 ABM1 comp = -1.57 dB A/m
 BWC Factor = 0.14 dB
 Location: -12, 12, 4.4 mm



0 dB = 1.000

	Document Hearing Aid Compatibility Audio Band Magnetic (ABM) T-Coil Test Report for BlackBerry® Smartphone model RDU71CW/RDE71UW		Page 111(121)
	Author Data Daoud Attayi	Dates of Test Mar. 09-28, 2011	Report No RTS-3933-1105-51A RTS-2580-1106-37

Date/Time: 3/14/2011 6:05:39 PM, Date/Time: 3/14/2011 6:46:20 PM

Test Laboratory: RIM Testing Services

HAC T-Coil_UMTS_band_II_high_chan_Radial_T

DUT: BlackBerry; Type: Sample

Communication System: WCDMA FDD II; Frequency: 1852.4 MHz, Frequency: 1907.6 MHz; Communication System PAR: 0 dB

Medium parameters used: $\sigma = 0$ mho/m, $\epsilon_r = 1$; $\rho = 0$ kg/m³

Phantom section: TCoil Section

Measurement Standard: DASYS (IEEE/IEC/ANSI C63.19-2007)

DASY5 Configuration:

- Probe: AM1DV3 - 3062; ; Calibrated: 6/8/2010
 - Modulation Compensation:
- Sensor-Surface: 0mm (Fix Surface)
- Electronics: DAE4 Sn881; Calibrated: 4/19/2010
- Phantom: HAC RF Test Arch with AMCC; Type: SD HAC P01 BA;
- Measurement SW: DASYS2, Version 52.6 (2); SEMCAD X Version 14.4.4 (2829)

T-Coil scan/General Scans 2/y (transversal) 5.0mm 50 x 50/ABM [HAC-2007]

SNR(x,y,z) (11x11x1):

Measurement grid: dx=10mm, dy=10mm

Signal Type: Audio File (.wav) 48k_voice_1kHz_1s.wav


Output Gain: 35.28

Measure Window Start: 300ms

Measure Window Length: 1000ms

BWC applied: 0.14 dB

Device Reference Point: 0, 0, -6.3 mm

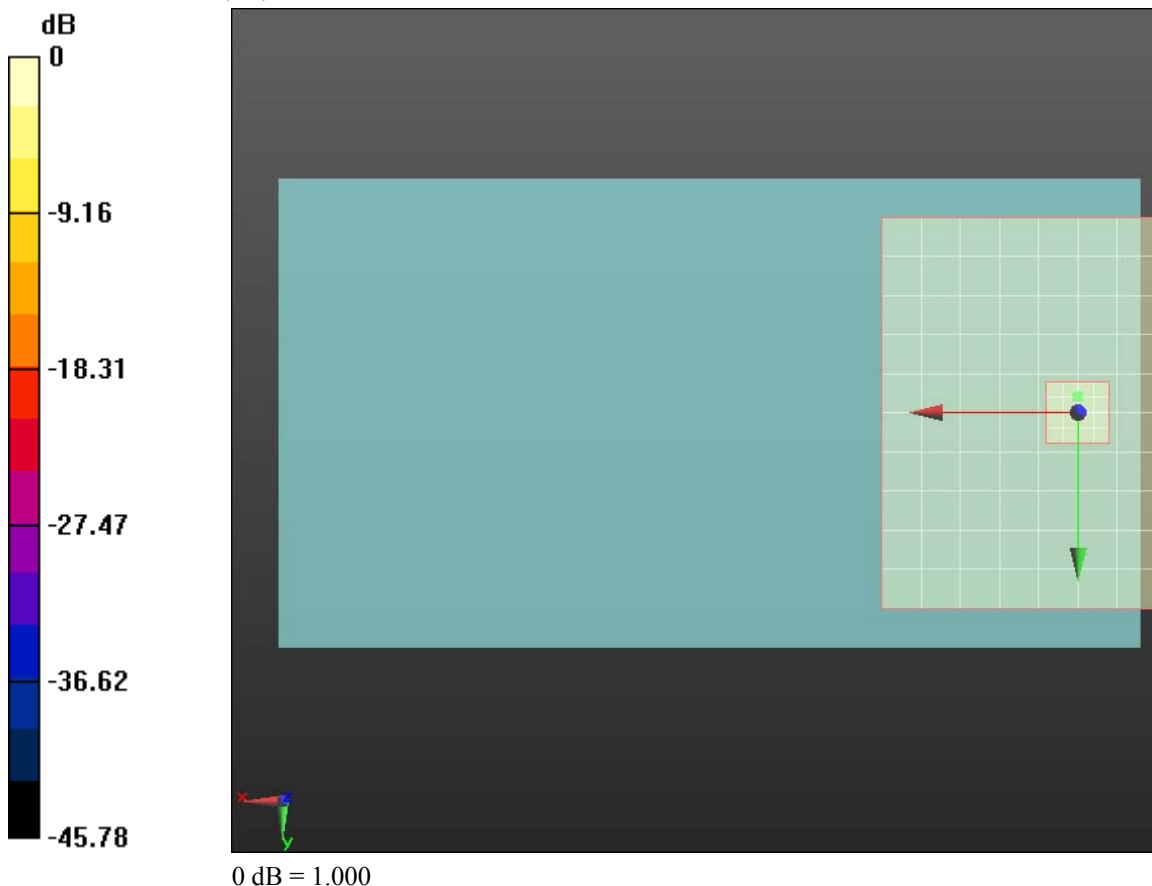
	Document Hearing Aid Compatibility Audio Band Magnetic (ABM) T-Coil Test Report for BlackBerry® Smartphone model RDU71CW/RDE71UW		Page 112(121)
	Author Data Daoud Attayi	Dates of Test Mar. 09-28, 2011	Report No RTS-3933-1105-51A RTS-2580-1106-37


**T-Coil scan/General Scans 2 2 2/y (transversal) 2mm 8 x 8/ABM
[HAC-2007] SNR(x,y,z) (5x5x1):**

Measurement grid: dx=10mm, dy=10mm
Signal Type: Audio File (.wav) 48k_voice_1kHz_1s.wav
Output Gain: 35.28
Measure Window Start: 300ms
Measure Window Length: 1000ms
BWC applied: 0.14 dB
Device Reference Point: 0, 0, -6.3 mm

Cursor:

ABM1/ABM2 = 46.20 dB
ABM1 comp = -1.73 dB A/m
BWC Factor = 0.14 dB
Location: 0, -2, 4.4 mm



	Document Hearing Aid Compatibility Audio Band Magnetic (ABM) T-Coil Test Report for BlackBerry® Smartphone model RDU71CW/RDE71UW		Page 113(121)
	Author Data Daoud Attayi	Dates of Test Mar. 09-28, 2011	Report No RTS-3933-1105-51A RTS-2580-1106-37

Annex D: Probe/TMFS calibration certificate



Document
**Hearing Aid Compatibility Audio Band Magnetic (ABM) T-Coil
 Test Report for BlackBerry® Smartphone model
 RDU71CW/RDE71UW**

Page
114(121)

Author Data
Daoud Attayi

Dates of Test
Mar. 09-28, 2011

Report No
**RTS-3933-1105-51A
 RTS-2580-1106-37**

FCC ID
**L6ARDU70CW
 L6ARDE70UW**

**Calibration Laboratory of
 Schmid & Partner
 Engineering AG**
 Zaughausstrasse 43, 8004 Zurich, Switzerland



S Schweizerischer Kalibrierdienst
C Service suisse d'étalonnage
S Servizio svizzero di taratura
S Swiss Calibration Service

Accredited by the Swiss Accreditation Service (SAS)
 The Swiss Accreditation Service is one of the signatories to the EA
 Multilateral Agreement for the recognition of calibration certificates
 Client **RTS (RIM Testing Service)**

Accreditation No.: **SCS 108**

Certificate No: **AM1DV3-3062_Jun10**

CALIBRATION CERTIFICATE

Object **AM1DV3 - SN: 3062**
 Calibration procedure(s) **QA CAL-24.v2
 Calibration procedure for AM1D magnetic field probes and TMFS in the
 audio range**
 Calibration date: **June 8, 2010**

This calibration certificate documents the traceability to national standards, which realize the physical units of measurements (SI).
 The measurements and the uncertainties with confidence probability are given on the following pages and are part of the certificate.

All calibrations have been conducted in the closed laboratory facility: environment temperature (22 ± 3)°C and humidity < 70%.

Calibration Equipment used (M&TE critical for calibration)

Primary Standards	ID #	Cal Date (Certificate No.)	Scheduled Calibration
Keithley Multimeter Type 2001	SN: 0810278	1-Oct-09 (No: 9055)	Oct-10
Reference Probe AM1DV3	SN: 3000	17-Aug-09 (No: AM1D-3000_Aug09)	Aug-10
DAE4	SN: 781	22-Jan-10 (No: DAE4-781_Jan10)	Jan-11
Secondary Standards	ID #	Check Date (in house)	Scheduled Check
AMCC	1050	15-Oct-09 (in house check Oct-09)	Oct-10


Calibrated by: **Name: Mike Mehl** Function: **Laboratory Technician** Signature: *[Signature]*
 Approved by: **Fin Bonhoff** R&D Director Signature: *[Signature]*

Issued: June 9, 2010

This calibration certificate shall not be reproduced except in full without written approval of the laboratory.

Certificate No: AM1D-3062_Jun10

Page 1 of 3

	Document Hearing Aid Compatibility Audio Band Magnetic (ABM) T-Coil Test Report for BlackBerry® Smartphone model RDU71CW/RDE71UW		Page 115(121)
	Author Data Daoud Attayi	Dates of Test Mar. 09-28, 2011	Report No RTS-3933-1105-51A RTS-2580-1106-37

References

- [1] ANSI C63.19-2007
American National Standard for Methods of Measurement of Compatibility between Wireless Communications Devices and Hearing Aids.
- [2] DASY4 manual, Chapter: Hearing Aid Compatibility (HAC) T-Coil Extension

Description of the AM1D probe

The AM1D Audio Magnetic Field Probe is a fully shielded magnetic field probe for the frequency range from 100 Hz to 20 kHz. The pickup coil is compliant with the dimensional requirements of [1]. The probe includes a symmetric low noise amplifier for the signal available at the shielded 3 pin connector at the side. Power is supplied via the same connector (phantom power supply) and monitored via the LED near the connector. The 7 pin connector at the end of the probe does not carry any signals, but determines the angle of the sensor when mounted on the DAE. The probe supports mechanical detection of the surface.

The single sensor in the probe is arranged in a tilt angle allowing measurement of 3 orthogonal field components when rotating the probe by 120° around its axis. It is aligned with the perpendicular component of the field, if the probe axis is tilted nominally 35.3° above the measurement plane, using the connector rotation and sensor angle stated below.

The probe is fully RF shielded when operated with the matching signal cable (shielded) and allows measurement of audio magnetic fields in the close vicinity of RF emitting wireless devices according to [1] without additional shielding.

Handling of the item

The probe is manufactured from stainless steel. In order to maintain the performance and calibration of the probe, it must not be opened. The probe is designed for operation in air and shall not be exposed to humidity or liquids. For proper operation of the surface detection and emergency stop functions in a DASY system, the probe must be operated with the special probe cup provided (larger diameter).

Methods Applied and Interpretation of Parameters

- **Coordinate System:** The AM1D probe is mounted in the DASY system for operation with a HAC Test Arch phantom with AMCC Helmholtz calibration coil according to [2], with the tip pointing to "southwest" orientation.
- **Function/ Test:** The functional test preceding calibration includes test of
Noise level
RF immunity (1kHz AM modulated signal). The shield of the probe cable must be well connected.
Frequency response verification from 100 Hz to 10 kHz.
- **Connector Rotation:** The connector at the end of the probe does not carry any signals and is used for fixation to the DAE only. The probe is operated in the center of the AMCC Helmholtz coil using a 1 kHz magnetic field signal. Its angle is determined from the two minima at nominally +120° and -120° rotation, so the sensor in the tip of the probe is aligned to the vertical plane in z-direction, corresponding to the field maximum in the AMCC Helmholtz calibration coil.
- **Sensor Angle:** The sensor tilting in the vertical plane from the ideal vertical direction is determined from the two minima at nominally +120° and -120°. DASY system uses this angle to align the sensor for radial measurements to the x and y axis in the horizontal plane.
- **Sensitivity:** With the probe sensor aligned to the z-field in the AMCC, the output of the probe is compared to the magnetic field in the AMCC at 1 kHz. The field in the AMCC Helmholtz coil is given by the geometry and the current through the coil, which is monitored on the precision shunt resistor of the coil.



Document
**Hearing Aid Compatibility Audio Band Magnetic (ABM) T-Coil
Test Report for BlackBerry® Smartphone model
RDU71CW/RDE71UW**

Page
116(121)

Author Data
Daoud Attayi

Dates of Test
Mar. 09-28, 2011

Report No
**RTS-3933-1105-51A
RTS-2580-1106-37**

FCC ID
**L6ARDU70CW
L6ARDE70UW**

AM1D probe identification and configuration data


Item	AM1DV3 Audio Magnetic 1D Field Probe
Type No	SP AM1 001 BA
Serial No	3062

Overall length	296 mm
Tip diameter	6.0 mm (at the tip)
Sensor offset	3.0 mm (centre of sensor from tip)
Internal Amplifier	20 dB

Manufacturer / Origin	Schmid & Partner Engineering AG, Zürich, Switzerland
Manufacturing date	Oct-2008
Last calibration date	June 16, 2009

Calibration data

Connector rotation angle	(in DASYS system)	62.6 °	+/- 3.6 ° (k=2)
Sensor angle	(in DASYS system)	0.00 °	+/- 0.5 ° (k=2)
Sensitivity at 1 kHz	(in DASYS system)	0.00741 V / (A/m)	+/- 2.2 % (k=2)

	Document Hearing Aid Compatibility Audio Band Magnetic (ABM) T-Coil Test Report for BlackBerry® Smartphone model RDU71CW/RDE71UW		Page 117(121)
	Author Data Daoud Attayi	Dates of Test Mar. 09-28, 2011	Report No RTS-3933-1105-51A RTS-2580-1106-37

Calibration Laboratory of
Schmid & Partner
Engineering AG
 Zeughausstrasse 43, 8004 Zurich, Switzerland





S Schweizerischer Kalibrierdienst
S Service suisse d'étalonnage
S Servizio svizzero di taratura
S Swiss Calibration Service

Accredited by the Swiss Accreditation Service (SAS)
 The Swiss Accreditation Service is one of the signatories to the EA
 Multilateral Agreement for the recognition of calibration certificates

Accreditation No.: **SCS 108**


Client **RTS (RIM Testing Services)**

Certificate No: **TMFS_1003_Jan10**

CALIBRATION CERTIFICATE			
Object / Identification	TMFS-1 - SN: 1003		
Calibration procedure(s)	QA CAL-24.v2 Calibration procedure for AM1D magnetic field probes and TMFS in the audio range		
Calibration date	January 22, 2010		
Condition of the calibrated item	In Tolerance		
This calibration certificate documents the traceability to national standards, which realize the physical units of measurements (SI). The calibrations have been conducted in the R&D laboratory facility: environment temperature (22 ± 3)°C and humidity < 70%.			
Calibration Equipment used (M&TE critical for calibration)			
Primary Standards	ID #	Cal Date (Calibrated by, Certificate No.)	Scheduled Calibration
Kethley Multimeter Type 2001	SN: 0610278	1-Oct-09 (No: 8065)	Oct-10
Secondary Standards	ID #	Cal / Check Date	Scheduled Calibration Check
AMCC	1050	15-Oct-09 (in house check Oct-09)	Oct-11
Reference Probe AM1DV2	SN: 1006	21-Jan-10 (No. AM1D-1006_Jan10)	Jan-11
AMMI Audio Measuring Instrument	1062	14-Jul-09 (in house check Jul-09)	Jul-11
Agilent WF Generator 33120A	MY40005286	13-Oct-09 (in house check Oct-09)	Oct-11
Calibrated by:	Name Mica Maas	Function Laboratory Technician	Signature 
Approved by:	Name Fin Bomhof	Function R&D Director	Signature 
Issued: January 25, 2010			
This calibration certificate shall not be reproduced except in full without written approval of the laboratory.			

Certificate No: TMFS_1003_Jan10

Page 1 of 5

	Document Hearing Aid Compatibility Audio Band Magnetic (ABM) T-Coil Test Report for BlackBerry® Smartphone model RDU71CW/RDE71UW		Page 118(121)
	Author Data Daoud Attayi	Dates of Test Mar. 09-28, 2011	Report No RTS-3933-1105-51A RTS-2580-1106-37

References

- [1] ANSI-PC63.19-2007
American National Standard for Methods of Measurement of Compatibility between Wireless Communications Devices and Hearing Aids.
- [2] DASY4 manual, Chapter 29: Hearing Aid Compatibility (HAC) T-Coil Extension (April 2008)

Methods Applied and Interpretation of Parameters

- **Coordinate System:** The TMFS is mounted underneath the HAC Test Arch touching equivalently to a wireless device according to [2] 29.2.2.: in "North" orientation, the TMFS signal connector is directed to the north, with x and y axes of TMFS and Test arch coinciding (see fig. 1). The rotational symmetry axis of the TMFS is aligned to the center of the HAC test Arch. For East, South and West configuration, the TMFS has been rotated clockwise in steps of 90°, so the connector looks into the specified direction. The evaluation of the radial direction is referenced to the device orientation (x equivalent to South direction).




Fig. 1 TMFS scanning measurement configurations

- **Measurement Plane:** In coincidence with standard [1], the measurement plane (probe sensor center) is selected to be at a distance of 10 mm above the surface of the TMFS touching the frame. The 50 x 50 mm scan area is aligned to the center of the unit. The scanning plane is verified to be parallel to the phantom frame before the measurements using the predefined "Geometry and signal check" procedure according to the predefined procedures described in [2].

- **Measurement Conditions:** Calibration of AM1D probe and AMMI are according to [2]. The 1 kHz sine signal for the level measurement is supplied from an external, independent generator via a BNC cable to TMFS IN and monitored at TMFS OUT with an independent RMS voltmeter or Audio Analyzer. The level is set to 0.5 Vrms and monitored during the scans.
- **For the frequency response,** a higher suppression of the background ambient magnetic field over the full frequency range was achieved by placing the TMFS in a magnetically shielded box. The AM1D probe was fixed without robot positioner near the axial maximum for this measurement. The background noise suppression was typ. 30 dB at 100 Hz (minimum) and 42 dB at 1 kHz. The predefined multisine signal (48k_multisine_50-10000_10s.wav) was used and evaluated in the third-octave bands from 100 Hz to 10000 Hz.



Author Data
Daoud Attayi

Dates of Test
Mar. 09-28, 2011

Report No
**RTS-3933-1105-51A
 RTS-2580-1106-37**

FCC ID
**L6ARDU70CW
 L6ARDE70UW**

1 Measurement Conditions

DASY system configuration, as far as not given on page 1.

DASY Version	DASY5	V5.2 B162
DASY PP Version	SEMCAD	V14.0 B59
Phantom	HAC Test Arch	SD HAC P01 BA, #1002
Distance TMFS Top - Probe Centre	10 mm	
Scan resolution	dx, dy = 5 mm	area = 50 x 50 mm
Frequency	for field scans	1 kHz
Signal level to TMFS	for field scans	500 mV RMS
Signal	for frequency response	multisine signal 50-10000 Hz, each third-octave band

Table 1: System configuration

2 Axial Maximum Field

Configuration	East	South	West	North	Subset Average	Average
Axial Max	-20.17	-20.17	-20.16	-20.17		-20.17
TMFS Y Axis 1st Max	-25.74	-25.74	-25.70	-25.70		
TMFS Y Axis 2nd Max	-25.92	-25.66	-26.02	-25.7		
Longitudinal Max Avg	-25.83	-25.70	-25.86	-25.70	-25.77	
TMFS X Axis 1st Max	-25.73	-25.71	-25.73	-25.67		
TMFS X Axis 2nd Max	-25.68	-25.91	-25.67	-25.96		
Transversal Max Avg	-25.71	-25.81	-25.70	-25.82	-25.76	
Radial Max						-25.77

Table 2: Axial and radial field maxima measured with probe center at 10mm distance in dB A/m

The maximum was calculated as the average from the values measured in the 4 orientations listed in table 2.

Axial Maximum -20.17 dB A/m (+/- 0.33dB, k=2)

3 Radial Maximum Field

In addition, the average from the 16 maxima of the radial field listed in table 2 (measured at 10mm) was calculated:

Radial Maximum -25.77 dB A/m

Author Data
Daoud Attayi

Dates of Test
Mar. 09-28, 2011

Report No
**RTS-3933-1105-51A
 RTS-2580-1106-37**

FCC ID
**L6ARDU70CW
 L6ARDE70UW**

4 Appendix

4.1 Frequency response

Max. deviation measured, relative to 1 kHz: min. -0.03, max. +0.02 dB

Frequency [Hz]	Response [dB]
100	0.02
125	0.00
160	-0.01
200	0.00
250	0.02
315	-0.01
400	0.00
500	0.00
630	0.00
800	0.00
1000	0.00
1250	-0.01
1600	-0.01
2000	-0.01
2500	-0.01
3150	-0.01
4000	-0.02
5000	-0.02
6300	-0.03
8000	-0.03
10000	-0.03

Table 3: Frequency response

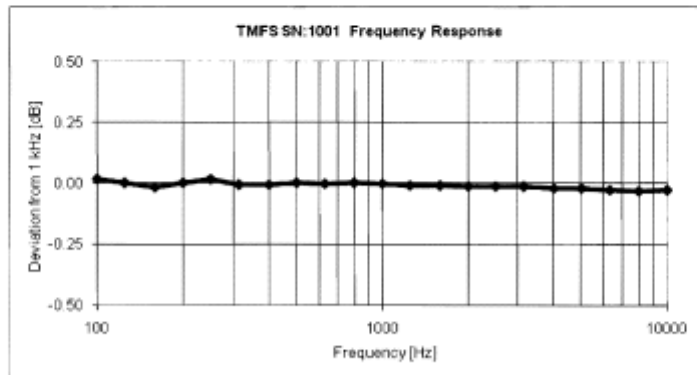


Fig. 2 Frequency response 100 to 10'000 Hz

Author Data
Daoud Attayi

Dates of Test
Mar. 09-28, 2011

Report No
RTS-3933-1105-51A
RTS-2580-1106-37

FCC ID
L6ARDU70CW
L6ARDE70UW

4.2 Field plots

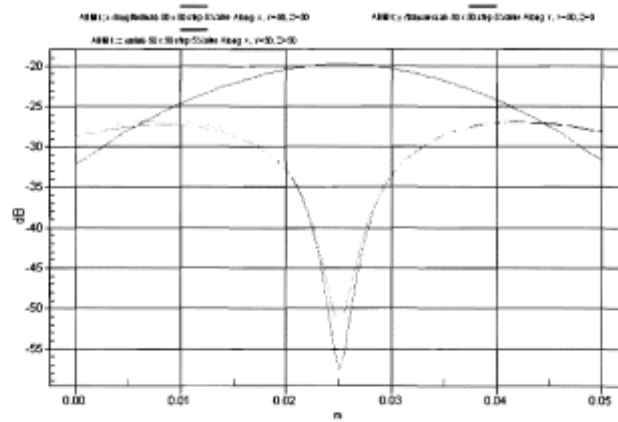


Fig. 3: Typical 2D field plots for x (red), y (green) and z (blue) components

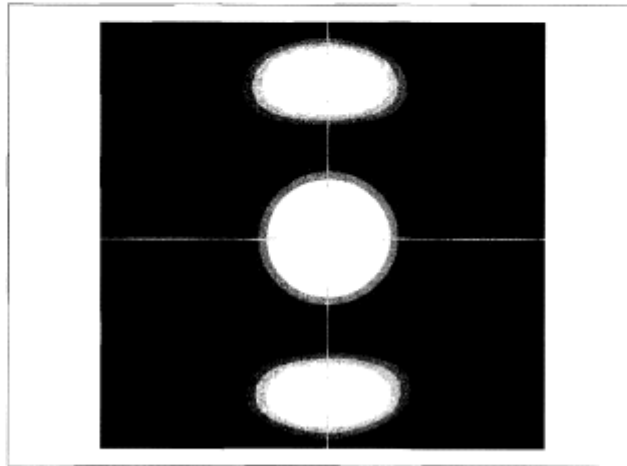


Fig. 4: Superposed field plots of z (axial), x and y radial magnetic field, 50 x 50 mm, individual scaling: white = max. field level, black = -4dB below max. The lines show the position of the 2D field plot of figure 3.