
	Document Appendix C for the BlackBerry® Smartphone Model RDB71UW SAR Report			Page 1(50)
	Author Data Andrew Becker	Dates of Test April 28 – May 11, 2010	Test Report No RTS-2671-1005-55	FCC ID: L6ARDB70UW

APPENDIX C: SAR DISTRIBUTION PLOTS FOR BODY-WORN CONFIGURATION

	Document Appendix C for the BlackBerry® Smartphone Model RDB71UW SAR Report			Page 2(50)
	Author Data Andrew Becker	Dates of Test April 28 – May 11, 2010	Test Report No RTS-2671-1005-55	FCC ID: L6ARDB70UW

Date/Time: 4/29/2010 11:37:30 AM

Test Laboratory: RIM Testing Services

Vertical_Holster_Back_GPRS850_mid_chan_amb_temp_23.4C_liq_tem p_21.8C

DUT: BlackBerry Smartphone; Type: Sample ; Serial: 221597EB

Communication System: GPRS 850; Frequency: 836.8 MHz; Duty Cycle: 1:4.2
Medium parameters used (interpolated): $f = 836.8$ MHz; $\sigma = 0.956$ mho/m; $\epsilon_r = 53.1$; $\rho = 1000$ kg/m³
Phantom section: Flat Section
Measurement Standard: DAS4 (High Precision Assessment)

DASY4 Configuration:

- Probe: ES3DV3 - SN3225; ConvF(5.97, 5.97, 5.97); Calibrated: 12/11/2009
- Sensor-Surface: 4mm (Mechanical Surface Detection)
- Electronics: DAE3 Sn473; Calibrated: 1/4/2010
- Phantom: SAM 2; Type: SAM 4.0; Serial: 1080
- Measurement SW: DAS4, V4.7 Build 80; Postprocessing SW: SEMCAD, V1.8 Build 186

Body/Area Scan (51x81x1): Measurement grid: dx=15mm, dy=15mm

[Info: Interpolated medium parameters used for SAR evaluation.](#)

Maximum value of SAR (interpolated) = 0.703 mW/g

Body/Zoom Scan (5x5x7) (5x5x7)/Cube 0: Measurement grid: dx=7.5mm, dy=7.5mm, dz=5mm

Reference Value = 27.5 V/m; Power Drift = -0.127 dB

Peak SAR (extrapolated) = 0.840 W/kg

SAR(1 g) = 0.656 mW/g; SAR(10 g) = 0.479 mW/g

[Info: Interpolated medium parameters used for SAR evaluation.](#)

Maximum value of SAR (measured) = 0.693 mW/g

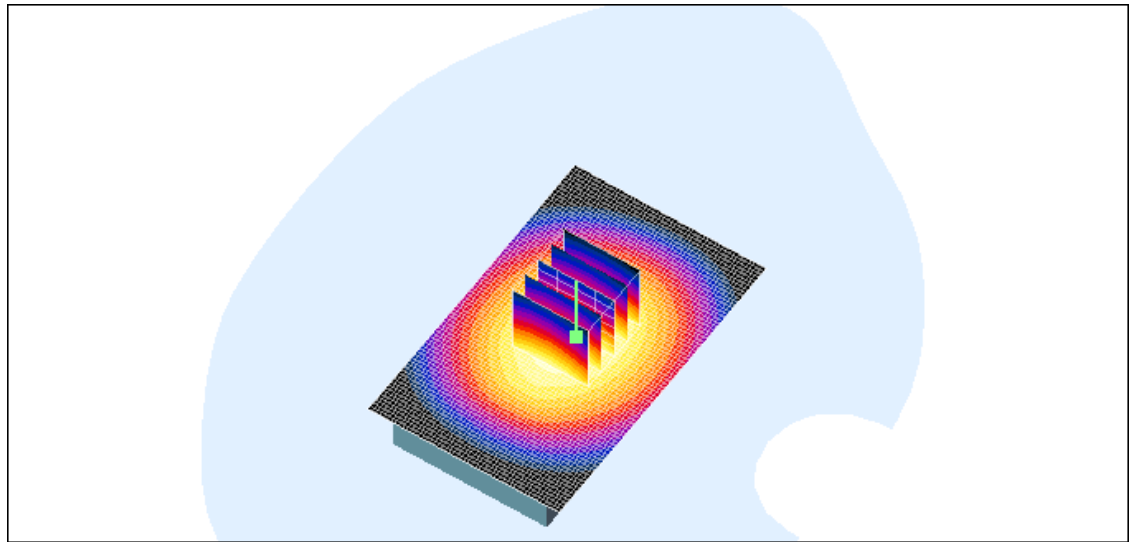
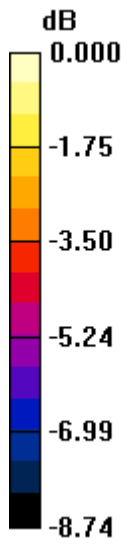
Author Data
Andrew Becker

Dates of Test
April 28 – May 11, 2010


Test Report No
RTS-2671-1005-55

FCC ID:
L6ARDB70UW

IC ID
2503A-RDB70UW



0 dB = 0.693mW/g

	Document Appendix C for the BlackBerry® Smartphone Model RDB71UW SAR Report			Page 4(50)
	Author Data Andrew Becker	Dates of Test April 28 – May 11, 2010	Test Report No RTS-2671-1005-55	FCC ID: L6ARDB70UW

Date/Time: 4/29/2010 11:51:40 AM

Test Laboratory: RIM Testing Services

**Horizontal_Holster_Back_GPRS850_mid_chan_amb_temp_23.3C_liq_tem
mp_21.7C**

DUT: BlackBerry Smartphone; Type: Sample ; Serial: 221597EB

Communication System: GPRS 850; Frequency: 836.8 MHz; Duty Cycle: 1:4.2
Medium parameters used (interpolated): $f = 836.8$ MHz; $\sigma = 0.956$ mho/m; $\epsilon_r = 53.1$; $\rho = 1000$ kg/m³
Phantom section: Flat Section
Measurement Standard: DAS4 (High Precision Assessment)

DASY4 Configuration:

- Probe: ES3DV3 - SN3225; ConvF(5.97, 5.97, 5.97); Calibrated: 12/11/2009
- Sensor-Surface: 4mm (Mechanical Surface Detection)
- Electronics: DAE3 Sn473; Calibrated: 1/4/2010
- Phantom: SAM 2; Type: SAM 4.0; Serial: 1080
- Measurement SW: DAS4, V4.7 Build 80; Postprocessing SW: SEMCAD, V1.8 Build 186

Body/Area Scan (51x81x1): Measurement grid: dx=15mm, dy=15mm

[Info: Interpolated medium parameters used for SAR evaluation.](#)

Maximum value of SAR (interpolated) = 0.692 mW/g

Body/Zoom Scan (5x5x7) (5x5x7)/Cube 0: Measurement grid: dx=7.5mm, dy=7.5mm, dz=5mm

Reference Value = 25.5 V/m; Power Drift = -0.056 dB

Peak SAR (extrapolated) = 0.848 W/kg

SAR(1 g) = 0.651 mW/g; SAR(10 g) = 0.477 mW/g

[Info: Interpolated medium parameters used for SAR evaluation.](#)

Maximum value of SAR (measured) = 0.688 mW/g


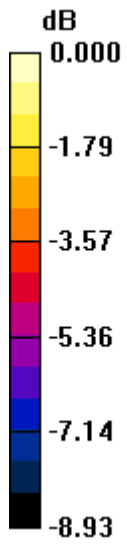
Author Data
Andrew Becker

Dates of Test
April 28 – May 11, 2010


Test Report No
RTS-2671-1005-55

FCC ID:
L6ARDB70UW

IC ID
2503A-RDB70UW



0 dB = 0.688mW/g

	Document Appendix C for the BlackBerry® Smartphone Model RDB71UW SAR Report			Page 6(50)
	Author Data Andrew Becker	Dates of Test April 28 – May 11, 2010	Test Report No RTS-2671-1005-55	FCC ID: L6ARDB70UW

Date/Time: 4/29/2010 12:06:43 PM

Test Laboratory: RIM Testing Services

Vertical_Holster_Front_GPRS850_mid_chan_amb_temp_23.3C_liq_tem p_21.6C

DUT: BlackBerry Smartphone; Type: Sample ; Serial: 221597EB

Communication System: GPRS 850; Frequency: 836.8 MHz; Duty Cycle: 1:4.2
Medium parameters used (interpolated): $f = 836.8$ MHz; $\sigma = 0.956$ mho/m; $\epsilon_r = 53.1$; $\rho = 1000$ kg/m³
Phantom section: Flat Section
Measurement Standard: DASY4 (High Precision Assessment)

DASY4 Configuration:

- Probe: ES3DV3 - SN3225; ConvF(5.97, 5.97, 5.97); Calibrated: 12/11/2009
- Sensor-Surface: 4mm (Mechanical Surface Detection)
- Electronics: DAE3 Sn473; Calibrated: 1/4/2010
- Phantom: SAM 2; Type: SAM 4.0; Serial: 1080
- Measurement SW: DASY4, V4.7 Build 80; Postprocessing SW: SEMCAD, V1.8 Build 186

Body/Area Scan (51x81x1): Measurement grid: dx=15mm, dy=15mm

[Info: Interpolated medium parameters used for SAR evaluation.](#)

Maximum value of SAR (interpolated) = 0.473 mW/g

Body/Zoom Scan (5x5x7) (5x5x7)/Cube 0: Measurement grid: dx=7.5mm, dy=7.5mm, dz=5mm

Reference Value = 21.7 V/m; Power Drift = -0.103 dB

Peak SAR (extrapolated) = 0.568 W/kg

SAR(1 g) = 0.443 mW/g; SAR(10 g) = 0.326 mW/g

[Info: Interpolated medium parameters used for SAR evaluation.](#)

Maximum value of SAR (measured) = 0.465 mW/g

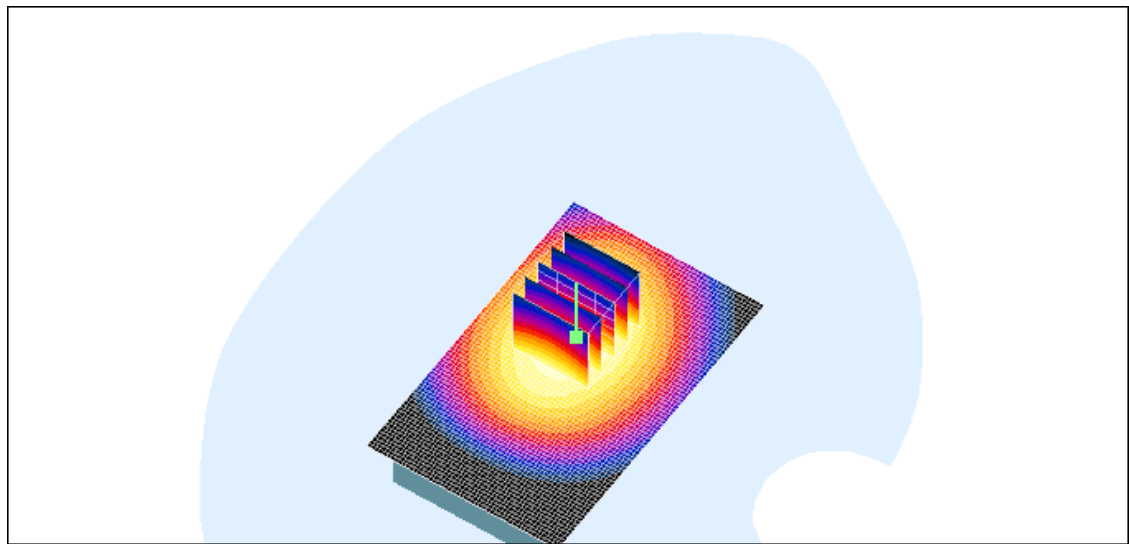
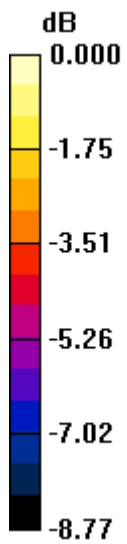
Author Data
Andrew Becker

Dates of Test
April 28 – May 11, 2010


Test Report No
RTS-2671-1005-55

FCC ID:
L6ARDB70UW

IC ID
2503A-RDB70UW



0 dB = 0.465mW/g

	Document Appendix C for the BlackBerry® Smartphone Model RDB71UW SAR Report			Page 8(50)
	Author Data Andrew Becker	Dates of Test April 28 – May 11, 2010	Test Report No RTS-2671-1005-55	FCC ID: L6ARDB70UW

Date/Time: 4/29/2010 12:21:57 PM

Test Laboratory: RIM Testing Services

**Vertical_Holster_Back_HS#2_GPRS850_mid_chan_amb_temp_23.3C_li
q_temp_21.5C**

DUT: BlackBerry Smartphone; Type: Sample ; Serial: 221597EB

Communication System: GPRS 850; Frequency: 836.8 MHz; Duty Cycle: 1:4.2
Medium parameters used (interpolated): $f = 836.8$ MHz; $\sigma = 0.956$ mho/m; $\epsilon_r = 53.1$; $\rho = 1000$ kg/m³
Phantom section: Flat Section
Measurement Standard: DAS4 (High Precision Assessment)

DASY4 Configuration:

- Probe: ES3DV3 - SN3225; ConvF(5.97, 5.97, 5.97); Calibrated: 12/11/2009
- Sensor-Surface: 4mm (Mechanical Surface Detection)
- Electronics: DAE3 Sn473; Calibrated: 1/4/2010
- Phantom: SAM 2; Type: SAM 4.0; Serial: 1080
- Measurement SW: DAS4, V4.7 Build 80; Postprocessing SW: SEMCAD, V1.8 Build 186

Body/Area Scan (51x81x1): Measurement grid: dx=15mm, dy=15mm

[Info: Interpolated medium parameters used for SAR evaluation.](#)

Maximum value of SAR (interpolated) = 0.509 mW/g

Body/Zoom Scan (5x5x7) (5x5x7)/Cube 0: Measurement grid: dx=7.5mm, dy=7.5mm, dz=5mm

Reference Value = 22.8 V/m; Power Drift = -0.048 dB

Peak SAR (extrapolated) = 0.622 W/kg

SAR(1 g) = 0.480 mW/g; SAR(10 g) = 0.350 mW/g

[Info: Interpolated medium parameters used for SAR evaluation.](#)

Maximum value of SAR (measured) = 0.507 mW/g


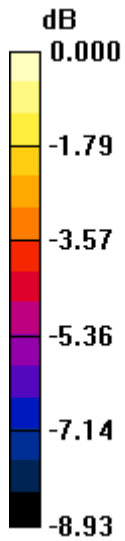
Author Data
Andrew Becker

Dates of Test
April 28 – May 11, 2010


Test Report No
RTS-2671-1005-55

FCC ID:
L6ARDB70UW

IC ID
2503A-RDB70UW



0 dB = 0.507mW/g

	Document Appendix C for the BlackBerry® Smartphone Model RDB71UW SAR Report			Page 10(50)
	Author Data Andrew Becker	Dates of Test April 28 – May 11, 2010	Test Report No RTS-2671-1005-55	FCC ID: L6ARDB70UW

Date/Time: 4/29/2010 12:37:40 PM

Test Laboratory: RIM Testing Services

**25mm_Spacer_Back_GPRS850_mid_chan_amb_temp_23.3C_liq_temp
_21.5C**

DUT: BlackBerry Smartphone; Type: Sample ; Serial: 221597EB

Communication System: GPRS 850; Frequency: 836.8 MHz; Duty Cycle: 1:4.2
Medium parameters used (interpolated): $f = 836.8$ MHz; $\sigma = 0.956$ mho/m; $\epsilon_r = 53.1$; $\rho = 1000$ kg/m³
Phantom section: Flat Section
Measurement Standard: DAS4 (High Precision Assessment)

DASY4 Configuration:

- Probe: ES3DV3 - SN3225; ConvF(5.97, 5.97, 5.97); Calibrated: 12/11/2009
- Sensor-Surface: 4mm (Mechanical Surface Detection)
- Electronics: DAE3 Sn473; Calibrated: 1/4/2010
- Phantom: SAM 2; Type: SAM 4.0; Serial: 1080
- Measurement SW: DAS4, V4.7 Build 80; Postprocessing SW: SEMCAD, V1.8 Build 186

Body/Area Scan (51x81x1): Measurement grid: dx=15mm, dy=15mm

[Info: Interpolated medium parameters used for SAR evaluation.](#)

Maximum value of SAR (interpolated) = 0.490 mW/g

Body/Zoom Scan (5x5x7) (5x5x7)/Cube 0: Measurement grid: dx=7.5mm, dy=7.5mm, dz=5mm

Reference Value = 20.4 V/m; Power Drift = -0.067 dB

Peak SAR (extrapolated) = 0.592 W/kg

SAR(1 g) = 0.458 mW/g; SAR(10 g) = 0.338 mW/g

[Info: Interpolated medium parameters used for SAR evaluation.](#)

Maximum value of SAR (measured) = 0.481 mW/g

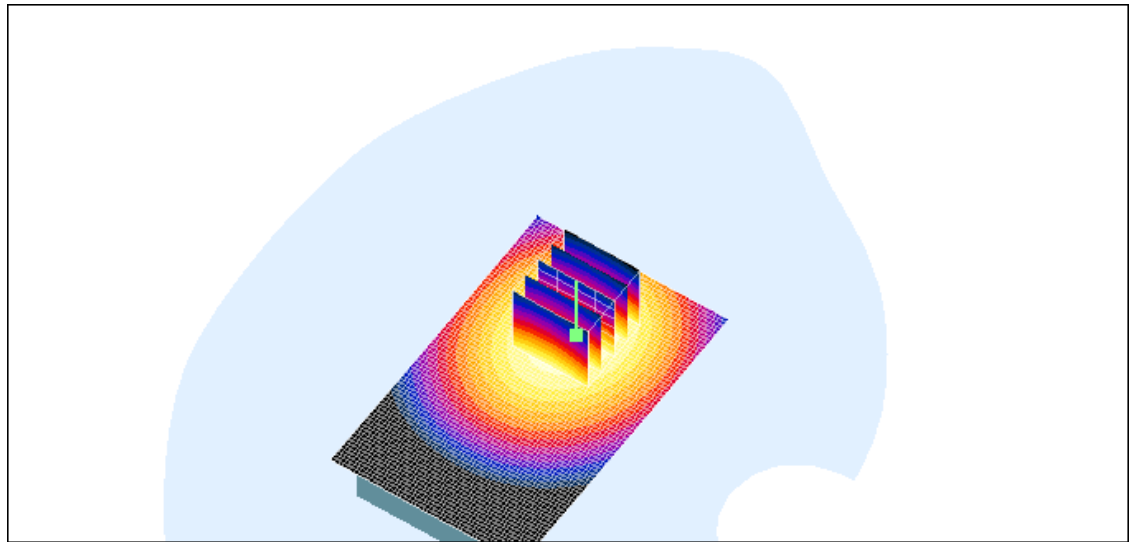
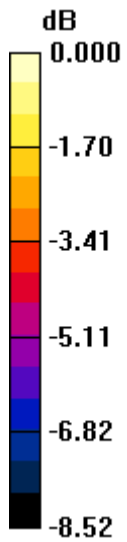
Author Data
Andrew Becker

Dates of Test
April 28 – May 11, 2010


Test Report No
RTS-2671-1005-55

FCC ID:
L6ARDB70UW

IC ID
2503A-RDB70UW



0 dB = 0.481mW/g

	Document Appendix C for the BlackBerry® Smartphone Model RDB71UW SAR Report			Page 12(50)
	Author Data Andrew Becker	Dates of Test April 28 – May 11, 2010	Test Report No RTS-2671-1005-55	FCC ID: L6ARDB70UW

Date/Time: 5/6/2010 12:21:47 AM

Test Laboratory: RIM TESTING SERVICES

File Name:

[Vertical Holster Back UMTS Band IV mid chan amb temp 22.9C liq temp 21.6C.da4](#)

DUT: BlackBerry Smartphone; Type: Sample ; Serial: 2230450D

Program Name: Compliance Testing: (Body worn)

Communication System: WCDMA FDD IV; Frequency: 1732.6 MHz; Duty Cycle: 1:1
Medium parameters used (interpolated): $f = 1732.6 \text{ MHz}$; $\sigma = 1.39 \text{ mho/m}$; $\epsilon_r = 52.1$; $\rho = 1000 \text{ kg/m}^3$

Phantom section: Flat Section

DASY4 Configuration:

- Probe: ES3DV3 - SN3225; ConvF(4.9, 4.9, 4.9); Calibrated: 12/11/2009
- Sensor-Surface: 4mm (Mechanical Surface Detection)
- Electronics: DAE3 Sn473; Calibrated: 1/4/2010
- Phantom: SAM 2; Type: SAM 4.0; Serial: 1080
- Measurement SW: DASY4, V4.7 Build 80; Postprocessing SW: SEMCAD, V1.8 Build 186

Body/Area Scan (51x81x1): Measurement grid: dx=15mm, dy=15mm

[Info: Interpolated medium parameters used for SAR evaluation.](#)

Maximum value of SAR (interpolated) = 0.728 mW/g

Body/Zoom Scan (5x5x7) (5x5x7)/Cube 0: Measurement grid: dx=7.5mm, dy=7.5mm, dz=5mm

Reference Value = 4.79 V/m; Power Drift = -0.144 dB

Peak SAR (extrapolated) = 0.957 W/kg

SAR(1 g) = 0.654 mW/g; SAR(10 g) = 0.415 mW/g

[Info: Interpolated medium parameters used for SAR evaluation.](#)

Maximum value of SAR (measured) = 0.707 mW/g


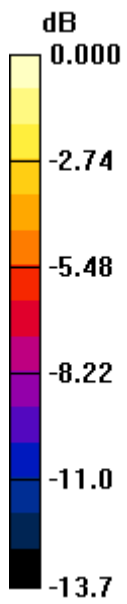
Author Data
Andrew Becker

Dates of Test
April 28 – May 11, 2010


Test Report No
RTS-2671-1005-55

FCC ID:
L6ARDB70UW

IC ID
2503A-RDB70UW



0 dB = 0.707mW/g

	Document Appendix C for the BlackBerry® Smartphone Model RDB71UW SAR Report			Page 14(50)
	Author Data Andrew Becker	Dates of Test April 28 – May 11, 2010	Test Report No RTS-2671-1005-55	FCC ID: L6ARDB70UW

Date/Time: 5/6/2010 2:25:58 AM

Test Laboratory: RIM TESTING SERVICES

File Name:

[Horizontal Holster Back UMTS Band IV low chan amb temp 22.9C liq temp 21.7C.da4](#)

DUT: BlackBerry Smartphone; Type: Sample ; Serial: 2230450D

Program Name: Compliance Testing: (Body worn)

Communication System: WCDMA FDD IV; Frequency: 1712.4 MHz; Duty Cycle: 1:1
Medium parameters used (interpolated): $f = 1712.4$ MHz; $\sigma = 1.34$ mho/m; $\epsilon_r = 52.7$; $\rho = 1000$ kg/m³

Phantom section: Flat Section

DASY4 Configuration:

- Probe: ES3DV3 - SN3225; ConvF(4.9, 4.9, 4.9); Calibrated: 12/11/2009
- Sensor-Surface: 4mm (Mechanical Surface Detection)
- Electronics: DAE3 Sn473; Calibrated: 1/4/2010
- Phantom: SAM 2; Type: SAM 4.0; Serial: 1080
- Measurement SW: DASY4, V4.7 Build 80; Postprocessing SW: SEMCAD, V1.8 Build 186

Body/Area Scan (51x81x1): Measurement grid: dx=15mm, dy=15mm

[Info: Interpolated medium parameters used for SAR evaluation.](#)

Maximum value of SAR (interpolated) = 1.07 mW/g

Body/Zoom Scan (5x5x7) (5x5x7)/Cube 0: Measurement grid: dx=7.5mm, dy=7.5mm, dz=5mm

Reference Value = 6.46 V/m; Power Drift = 0.090 dB

Peak SAR (extrapolated) = 1.40 W/kg

SAR(1 g) = 0.957 mW/g; SAR(10 g) = 0.604 mW/g

[Info: Interpolated medium parameters used for SAR evaluation.](#)

Maximum value of SAR (measured) = 1.04 mW/g


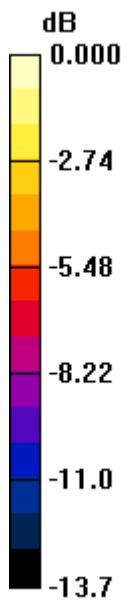
Author Data
Andrew Becker

Dates of Test
April 28 – May 11, 2010


Test Report No
RTS-2671-1005-55

FCC ID:
L6ARDB70UW

IC ID
2503A-RDB70UW



0 dB = 1.04mW/g

	Document Appendix C for the BlackBerry® Smartphone Model RDB71UW SAR Report			Page 16(50)
	Author Data Andrew Becker	Dates of Test April 28 – May 11, 2010	Test Report No RTS-2671-1005-55	FCC ID: L6ARDB70UW

Date/Time: 5/6/2010 12:44:14 AM

Test Laboratory: RIM TESTING SERVICES

File Name:

[Horizontal Holster Back UMTS Band IV mid chan amb temp 22.6C liq temp 21.3C.da4](#)

DUT: BlackBerry Smartphone; Type: Sample ; Serial: 2230450D

Program Name: Compliance Testing: (Body worn)

Communication System: WCDMA FDD IV; Frequency: 1732.6 MHz; Duty Cycle: 1:1
Medium parameters used (interpolated): $f = 1732.6 \text{ MHz}$; $\sigma = 1.39 \text{ mho/m}$; $\epsilon_r = 52.1$; $\rho = 1000 \text{ kg/m}^3$

Phantom section: Flat Section

DASY4 Configuration:

- Probe: ES3DV3 - SN3225; ConvF(4.9, 4.9, 4.9); Calibrated: 12/11/2009
- Sensor-Surface: 4mm (Mechanical Surface Detection)
- Electronics: DAE3 Sn473; Calibrated: 1/4/2010
- Phantom: SAM 2; Type: SAM 4.0; Serial: 1080
- Measurement SW: DASY4, V4.7 Build 80; Postprocessing SW: SEMCAD, V1.8 Build 186

Body/Area Scan (51x81x1): Measurement grid: dx=15mm, dy=15mm

[Info: Interpolated medium parameters used for SAR evaluation.](#)

Maximum value of SAR (interpolated) = 0.958 mW/g

Body/Zoom Scan (5x5x7) (5x5x7)/Cube 0: Measurement grid: dx=7.5mm, dy=7.5mm, dz=5mm

Reference Value = 7.39 V/m; Power Drift = -0.091 dB

Peak SAR (extrapolated) = 1.25 W/kg

SAR(1 g) = 0.853 mW/g; SAR(10 g) = 0.537 mW/g

[Info: Interpolated medium parameters used for SAR evaluation.](#)

Maximum value of SAR (measured) = 0.926 mW/g


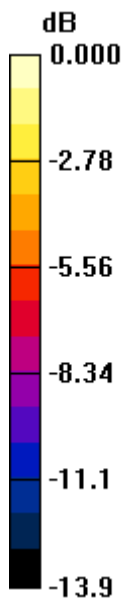
Author Data
Andrew Becker

Dates of Test
April 28 – May 11, 2010


Test Report No
RTS-2671-1005-55

FCC ID:
L6ARDB70UW

IC ID
2503A-RDB70UW



0 dB = 0.926mW/g

	Document Appendix C for the BlackBerry® Smartphone Model RDB71UW SAR Report			Page 18(50)
	Author Data Andrew Becker	Dates of Test April 28 – May 11, 2010	Test Report No RTS-2671-1005-55	FCC ID: L6ARDB70UW

Date/Time: 5/6/2010 2:39:26 AM

Test Laboratory: RIM TESTING SERVICES

File Name:

[Horizontal Holster Back UMTS Band IV high chan amb temp 22.9C liq temp 21.7C.da4](#)

DUT: BlackBerry Smartphone; Type: Sample ; Serial: 2230450D

Program Name: Compliance Testing: (Body worn)

Communication System: WCDMA FDD IV; Frequency: 1752.6 MHz; Duty Cycle: 1:1
Medium parameters used (interpolated): $f = 1752.6 \text{ MHz}$; $\sigma = 1.43 \text{ mho/m}$; $\epsilon_r = 51.8$; $\rho = 1000 \text{ kg/m}^3$

Phantom section: Flat Section

DASY4 Configuration:

- Probe: ES3DV3 - SN3225; ConvF(4.9, 4.9, 4.9); Calibrated: 12/11/2009
- Sensor-Surface: 4mm (Mechanical Surface Detection)
- Electronics: DAE3 Sn473; Calibrated: 1/4/2010
- Phantom: SAM 2; Type: SAM 4.0; Serial: 1080
- Measurement SW: DASY4, V4.7 Build 80; Postprocessing SW: SEMCAD, V1.8 Build 186

Body/Area Scan (51x81x1): Measurement grid: dx=15mm, dy=15mm

[Info: Interpolated medium parameters used for SAR evaluation.](#)

Maximum value of SAR (interpolated) = 0.991 mW/g

Body/Zoom Scan (5x5x7) (5x5x7)/Cube 0: Measurement grid: dx=7.5mm, dy=7.5mm, dz=5mm

Reference Value = 7.30 V/m; Power Drift = 0.090 dB

Peak SAR (extrapolated) = 1.31 W/kg

SAR(1 g) = 0.894 mW/g; SAR(10 g) = 0.565 mW/g

[Info: Interpolated medium parameters used for SAR evaluation.](#)

Maximum value of SAR (measured) = 0.970 mW/g


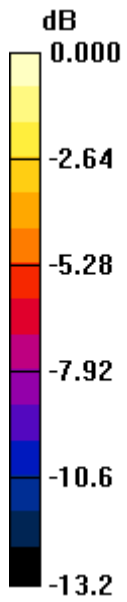
Author Data
Andrew Becker

Dates of Test
April 28 – May 11, 2010


Test Report No
RTS-2671-1005-55

FCC ID:
L6ARDB70UW

IC ID
2503A-RDB70UW



0 dB = 0.970mW/g

	Document Appendix C for the BlackBerry® Smartphone Model RDB71UW SAR Report			Page 20(50)
	Author Data Andrew Becker	Dates of Test April 28 – May 11, 2010	Test Report No RTS-2671-1005-55	FCC ID: L6ARDB70UW

Date/Time: 5/6/2010 1:13:40 AM

Test Laboratory: RIM TESTING SERVICES

File Name:

[Horizontal Holster Front UMTS Band IV mid chan amb temp 22.8C liq temp 21.5C.da4](#)

DUT: BlackBerry Smartphone; Type: Sample ; Serial: 2230450D

Program Name: Compliance Testing: (Body worn)

Communication System: WCDMA FDD IV; Frequency: 1732.6 MHz; Duty Cycle: 1:1
Medium parameters used (interpolated): $f = 1732.6$ MHz; $\sigma = 1.39$ mho/m; $\epsilon_r = 52.1$; $\rho = 1000$ kg/m³

Phantom section: Flat Section

DASY4 Configuration:

- Probe: ES3DV3 - SN3225; ConvF(4.9, 4.9, 4.9); Calibrated: 12/11/2009
- Sensor-Surface: 4mm (Mechanical Surface Detection)
- Electronics: DAE3 Sn473; Calibrated: 1/4/2010
- Phantom: SAM 2; Type: SAM 4.0; Serial: 1080
- Measurement SW: DASY4, V4.7 Build 80; Postprocessing SW: SEMCAD, V1.8 Build 186

Body/Area Scan (51x81x1): Measurement grid: dx=15mm, dy=15mm

[Info: Interpolated medium parameters used for SAR evaluation.](#)

Maximum value of SAR (interpolated) = 0.292 mW/g

Body/Zoom Scan (5x5x7) (5x5x7)/Cube 0: Measurement grid: dx=7.5mm, dy=7.5mm, dz=5mm

Reference Value = 7.33 V/m; Power Drift = -0.114 dB

Peak SAR (extrapolated) = 0.388 W/kg

SAR(1 g) = 0.271 mW/g; SAR(10 g) = 0.179 mW/g

[Info: Interpolated medium parameters used for SAR evaluation.](#)

Maximum value of SAR (measured) = 0.287 mW/g

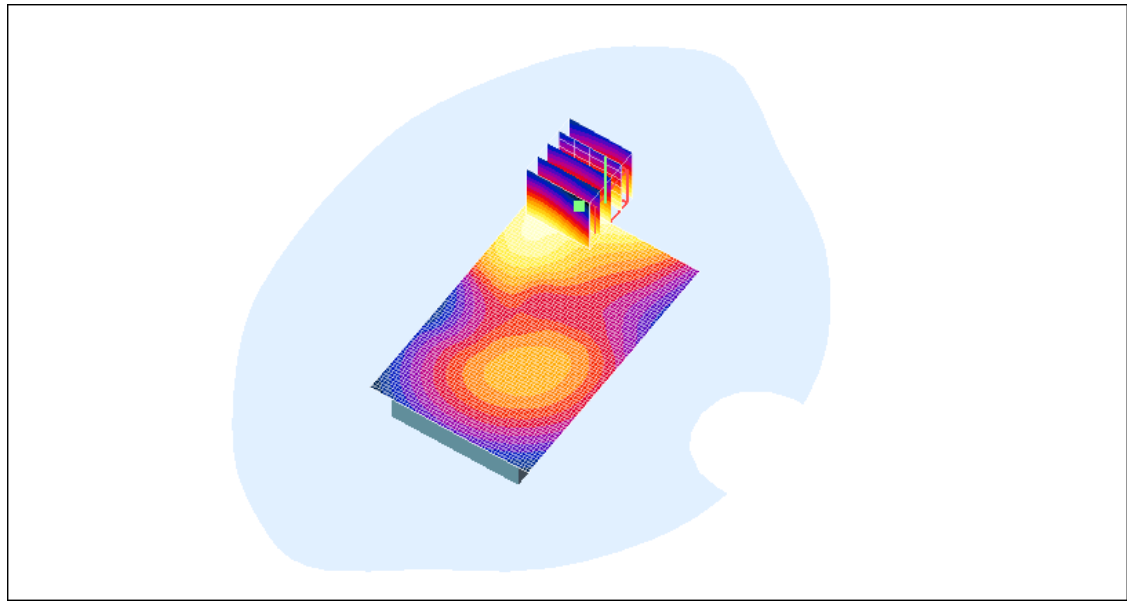
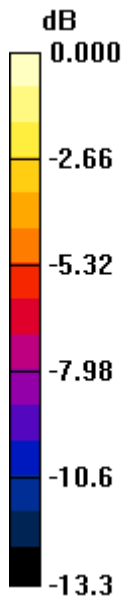
Author Data
Andrew Becker

Dates of Test
April 28 – May 11, 2010


Test Report No
RTS-2671-1005-55

FCC ID:
L6ARDB70UW

IC ID
2503A-RDB70UW



0 dB = 0.287mW/g

	Document Appendix C for the BlackBerry® Smartphone Model RDB71UW SAR Report			Page 22(50)
	Author Data Andrew Becker	Dates of Test April 28 – May 11, 2010	Test Report No RTS-2671-1005-55	FCC ID: L6ARDB70UW

Date/Time: 5/6/2010 2:54:33 AM

Test Laboratory: RIM TESTING SERVICES

File Name:

[Horizontal Holster Back HS#2 UMTS Band IV low chan amb temp 22.9C liq temp 21.7C.da4](#)

DUT: BlackBerry Smartphone; Type: Sample ; Serial: 2230450D

Program Name: Compliance Testing: (Body worn)

Communication System: WCDMA FDD IV; Frequency: 1712.4 MHz; Duty Cycle: 1:1
Medium parameters used (interpolated): $f = 1712.4 \text{ MHz}$; $\sigma = 1.34 \text{ mho/m}$; $\epsilon_r = 52.7$; $\rho = 1000 \text{ kg/m}^3$

Phantom section: Flat Section

DASY4 Configuration:

- Probe: ES3DV3 - SN3225; ConvF(4.9, 4.9, 4.9); Calibrated: 12/11/2009
- Sensor-Surface: 4mm (Mechanical Surface Detection)
- Electronics: DAE3 Sn473; Calibrated: 1/4/2010
- Phantom: SAM 2; Type: SAM 4.0; Serial: 1080
- Measurement SW: DASY4, V4.7 Build 80; Postprocessing SW: SEMCAD, V1.8 Build 186

Body/Area Scan (51x81x1): Measurement grid: dx=15mm, dy=15mm

[Info: Interpolated medium parameters used for SAR evaluation.](#)

Maximum value of SAR (interpolated) = 1.24 mW/g

Body/Zoom Scan (5x5x7) (5x5x7)/Cube 0: Measurement grid: dx=7.5mm, dy=7.5mm, dz=5mm

Reference Value = 7.79 V/m; Power Drift = -0.094 dB

Peak SAR (extrapolated) = 1.68 W/kg

SAR(1 g) = 1.12 mW/g; SAR(10 g) = 0.692 mW/g

[Info: Interpolated medium parameters used for SAR evaluation.](#)

Maximum value of SAR (measured) = 1.22 mW/g


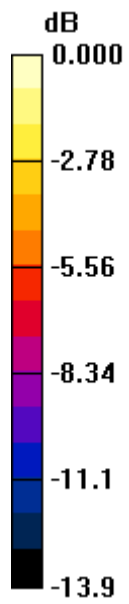
Author Data
Andrew Becker

Dates of Test
April 28 – May 11, 2010


Test Report No
RTS-2671-1005-55

FCC ID:
L6ARDB70UW

IC ID
2503A-RDB70UW



0 dB = 1.22mW/g

	Document Appendix C for the BlackBerry® Smartphone Model RDB71UW SAR Report			Page 24(50)
	Author Data Andrew Becker	Dates of Test April 28 – May 11, 2010	Test Report No RTS-2671-1005-55	FCC ID: L6ARDB70UW

Date/Time: 5/6/2010 1:47:41 AM

Test Laboratory: RIM TESTING SERVICES

File Name:

[25mm Spacer UMTS Band IV mid chan amb temp 22.9C liq temp 21.7C.da4](#)

DUT: BlackBerry Smartphone; Type: Sample ; Serial: 2230450D

Program Name: Compliance Testing: (Body worn)

Communication System: WCDMA FDD IV; Frequency: 1732.6 MHz; Duty Cycle: 1:1
Medium parameters used (interpolated): $f = 1732.6 \text{ MHz}$; $\sigma = 1.39 \text{ mho/m}$; $\epsilon_r = 52.1$; $\rho = 1000 \text{ kg/m}^3$

Phantom section: Flat Section

DASY4 Configuration:

- Probe: ES3DV3 - SN3225; ConvF(4.9, 4.9, 4.9); Calibrated: 12/11/2009
- Sensor-Surface: 4mm (Mechanical Surface Detection)
- Electronics: DAE3 Sn473; Calibrated: 1/4/2010
- Phantom: SAM 2; Type: SAM 4.0; Serial: 1080
- Measurement SW: DASY4, V4.7 Build 80; Postprocessing SW: SEMCAD, V1.8 Build 186

Body/Area Scan (51x81x1): Measurement grid: $dx=15\text{mm}$, $dy=15\text{mm}$

[Info: Interpolated medium parameters used for SAR evaluation.](#)

Maximum value of SAR (interpolated) = 0.671 mW/g

Body/Zoom Scan (5x5x7) (5x5x7)/Cube 0: Measurement grid: $dx=7.5\text{mm}$, $dy=7.5\text{mm}$, $dz=5\text{mm}$

Reference Value = 5.02 V/m; Power Drift = 0.122 dB

Peak SAR (extrapolated) = 0.883 W/kg

SAR(1 g) = 0.607 mW/g; SAR(10 g) = 0.390 mW/g

[Info: Interpolated medium parameters used for SAR evaluation.](#)

Maximum value of SAR (measured) = 0.655 mW/g


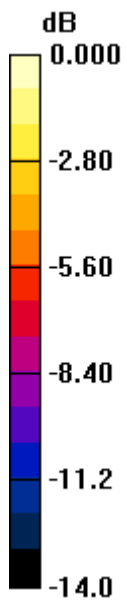
Author Data
Andrew Becker

Dates of Test
April 28 – May 11, 2010


Test Report No
RTS-2671-1005-55

FCC ID:
L6ARDB70UW

IC ID
2503A-RDB70UW



0 dB = 0.655mW/g

	Document Appendix C for the BlackBerry® Smartphone Model RDB71UW SAR Report			Page 26(50)
	Author Data Andrew Becker	Dates of Test April 28 – May 11, 2010	Test Report No RTS-2671-1005-55	FCC ID: L6ARDB70UW

Date/Time: 5/4/2010 7:05:24 PM

Test Laboratory: RIM TESTING SERVICES

File Name:

[Vertical Holster Back GPRS1900 mid chan amb temp 22.5C liq temp 21.9C.da4](#)

DUT: BlackBerry Smartphone; Type: Sample ; Serial: 221597EB
Program Name: Compliance Testing: (Body worn)

Communication System: GPRS 1900; Frequency: 1880 MHz; Duty Cycle: 1:4.2
Medium parameters used: $f = 1880 \text{ MHz}$; $\sigma = 1.6 \text{ mho/m}$; $\epsilon_r = 51.7$; $\rho = 1000 \text{ kg/m}^3$
Phantom section: Flat Section

DASY4 Configuration:

- Probe: ES3DV3 - SN3225; ConvF(4.9, 4.9, 4.9); Calibrated: 12/11/2009
- Sensor-Surface: 4mm (Mechanical Surface Detection)
- Electronics: DAE3 Sn473; Calibrated: 1/4/2010
- Phantom: SAM 2; Type: SAM 4.0; Serial: 1080
- Measurement SW: DASY4, V4.7 Build 80; Postprocessing SW: SEMCAD, V1.8 Build 186

Body/Area Scan (51x81x1): Measurement grid: dx=15mm, dy=15mm
Maximum value of SAR (interpolated) = 0.390 mW/g

Body/Zoom Scan (5x5x7) (5x5x7)/Cube 0: Measurement grid: dx=7.5mm, dy=7.5mm, dz=5mm
Reference Value = 5.02 V/m; Power Drift = -0.170 dB
Peak SAR (extrapolated) = 0.531 W/kg
SAR(1 g) = 0.354 mW/g; SAR(10 g) = 0.217 mW/g
Maximum value of SAR (measured) = 0.386 mW/g


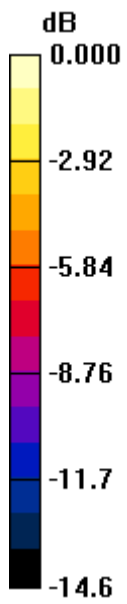
Author Data
Andrew Becker

Dates of Test
April 28 – May 11, 2010


Test Report No
RTS-2671-1005-55

FCC ID:
L6ARDB70UW

IC ID
2503A-RDB70UW



0 dB = 0.386mW/g

	Document Appendix C for the BlackBerry® Smartphone Model RDB71UW SAR Report			Page 28(50)
	Author Data Andrew Becker	Dates of Test April 28 – May 11, 2010	Test Report No RTS-2671-1005-55	FCC ID: L6ARDB70UW

Date/Time: 5/4/2010 7:21:37 PM

Test Laboratory: RIM TESTING SERVICES

File Name:

[Horizontal_Holster_Back_GPRS1900_mid_chan_amb_temp_22.3C_liq_temp_21.7C.da](#)
[4](#)

DUT: BlackBerry Smartphone; Type: Sample ; Serial: 221597EB

Program Name: Compliance Testing: (Body worn)

Communication System: GPRS 1900; Frequency: 1880 MHz; Duty Cycle: 1:4.2

Medium parameters used: $f = 1880 \text{ MHz}$; $\sigma = 1.6 \text{ mho/m}$; $\epsilon_r = 51.7$; $\rho = 1000 \text{ kg/m}^3$

Phantom section: Flat Section

DASY4 Configuration:

- Probe: ES3DV3 - SN3225; ConvF(4.9, 4.9, 4.9); Calibrated: 12/11/2009
- Sensor-Surface: 4mm (Mechanical Surface Detection)
- Electronics: DAE3 Sn473; Calibrated: 1/4/2010
- Phantom: SAM 2; Type: SAM 4.0; Serial: 1080
- Measurement SW: DASY4, V4.7 Build 80; Postprocessing SW: SEMCAD, V1.8 Build 186

Body/Area Scan (51x81x1): Measurement grid: $dx=15\text{mm}$, $dy=15\text{mm}$

Maximum value of SAR (interpolated) = 0.442 mW/g

Body/Zoom Scan (5x5x7) (5x5x7)/Cube 0: Measurement grid: $dx=7.5\text{mm}$,
 $dy=7.5\text{mm}$, $dz=5\text{mm}$

Reference Value = 5.63 V/m; Power Drift = -0.089 dB

Peak SAR (extrapolated) = 0.603 W/kg

SAR(1 g) = 0.404 mW/g; SAR(10 g) = 0.250 mW/g

Maximum value of SAR (measured) = 0.442 mW/g


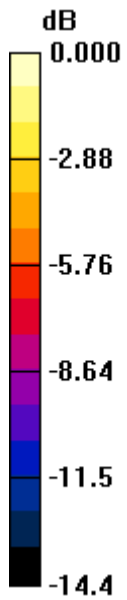
Author Data
Andrew Becker

Dates of Test
April 28 – May 11, 2010


Test Report No
RTS-2671-1005-55

FCC ID:
L6ARDB70UW

IC ID
2503A-RDB70UW



0 dB = 0.442mW/g

	Document Appendix C for the BlackBerry® Smartphone Model RDB71UW SAR Report			Page 30(50)
	Author Data Andrew Becker	Dates of Test April 28 – May 11, 2010	Test Report No RTS-2671-1005-55	FCC ID: L6ARDB70UW

Date/Time: 5/4/2010 7:38:47 PM

Test Laboratory: RIM TESTING SERVICES

File Name:

[Horizontal_Holster_Front_GPRS1900_mid_chan_amb_temp_22.3C_liq_temp_21.7C.da](#)
[4](#)

DUT: BlackBerry Smartphone; Type: Sample ; Serial: 221597EB

Program Name: Compliance Testing: (Body worn)

Communication System: GPRS 1900; Frequency: 1880 MHz; Duty Cycle: 1:4.2

Medium parameters used: $f = 1880 \text{ MHz}$; $\sigma = 1.6 \text{ mho/m}$; $\epsilon_r = 51.7$; $\rho = 1000 \text{ kg/m}^3$

Phantom section: Flat Section

DASY4 Configuration:

- Probe: ES3DV3 - SN3225; ConvF(4.9, 4.9, 4.9); Calibrated: 12/11/2009
- Sensor-Surface: 4mm (Mechanical Surface Detection)
- Electronics: DAE3 Sn473; Calibrated: 1/4/2010
- Phantom: SAM 2; Type: SAM 4.0; Serial: 1080
- Measurement SW: DASY4, V4.7 Build 80; Postprocessing SW: SEMCAD, V1.8 Build 186

Body/Area Scan (51x81x1): Measurement grid: $dx=15\text{mm}$, $dy=15\text{mm}$

Maximum value of SAR (interpolated) = 0.232 mW/g

Body/Zoom Scan (5x5x7) (5x5x7)/Cube 0: Measurement grid: $dx=7.5\text{mm}$,
 $dy=7.5\text{mm}$, $dz=5\text{mm}$

Reference Value = 4.97 V/m; Power Drift = -0.012 dB

Peak SAR (extrapolated) = 0.314 W/kg

SAR(1 g) = 0.215 mW/g; SAR(10 g) = 0.138 mW/g

Maximum value of SAR (measured) = 0.232 mW/g

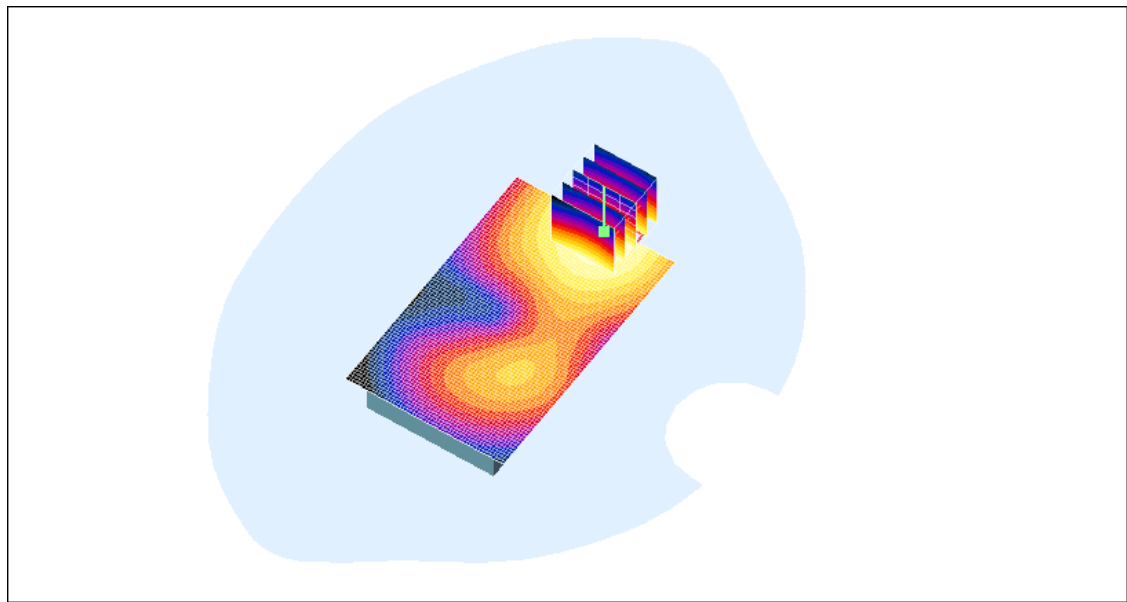
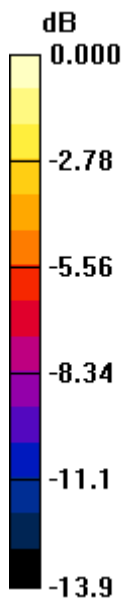
Author Data
Andrew Becker

Dates of Test
April 28 – May 11, 2010


Test Report No
RTS-2671-1005-55

FCC ID:
L6ARDB70UW

IC ID
2503A-RDB70UW



0 dB = 0.232mW/g

	Document Appendix C for the BlackBerry® Smartphone Model RDB71UW SAR Report			Page 32(50)
	Author Data Andrew Becker	Dates of Test April 28 – May 11, 2010	Test Report No RTS-2671-1005-55	FCC ID: L6ARDB70UW

Date/Time: 5/4/2010 7:58:08 PM

Test Laboratory: RIM TESTING SERVICES

File Name:

[Horizontal Holster Back HS#2 GPRS1900 mid chan amb temp 22.3C liq temp 21.7C.da4](#)

DUT: BlackBerry Smartphone; Type: Sample ; Serial: 221597EB

Program Name: Compliance Testing: (Body worn)

Communication System: GPRS 1900; Frequency: 1880 MHz; Duty Cycle: 1:4.2

Medium parameters used: $f = 1880 \text{ MHz}$; $\sigma = 1.6 \text{ mho/m}$; $\epsilon_r = 51.7$; $\rho = 1000 \text{ kg/m}^3$

Phantom section: Flat Section

DASY4 Configuration:

- Probe: ES3DV3 - SN3225; ConvF(4.9, 4.9, 4.9); Calibrated: 12/11/2009
- Sensor-Surface: 4mm (Mechanical Surface Detection)
- Electronics: DAE3 Sn473; Calibrated: 1/4/2010
- Phantom: SAM 2; Type: SAM 4.0; Serial: 1080
- Measurement SW: DASY4, V4.7 Build 80; Postprocessing SW: SEMCAD, V1.8 Build 186

Body/Area Scan (51x81x1): Measurement grid: $dx=15\text{mm}$, $dy=15\text{mm}$

Maximum value of SAR (interpolated) = 0.400 mW/g

Body/Zoom Scan (5x5x7) (5x5x7)/Cube 0: Measurement grid: $dx=7.5\text{mm}$, $dy=7.5\text{mm}$, $dz=5\text{mm}$

Reference Value = 7.92 V/m; Power Drift = 0.010 dB

Peak SAR (extrapolated) = 0.556 W/kg

SAR(1 g) = 0.370 mW/g; SAR(10 g) = 0.228 mW/g

Maximum value of SAR (measured) = 0.399 mW/g

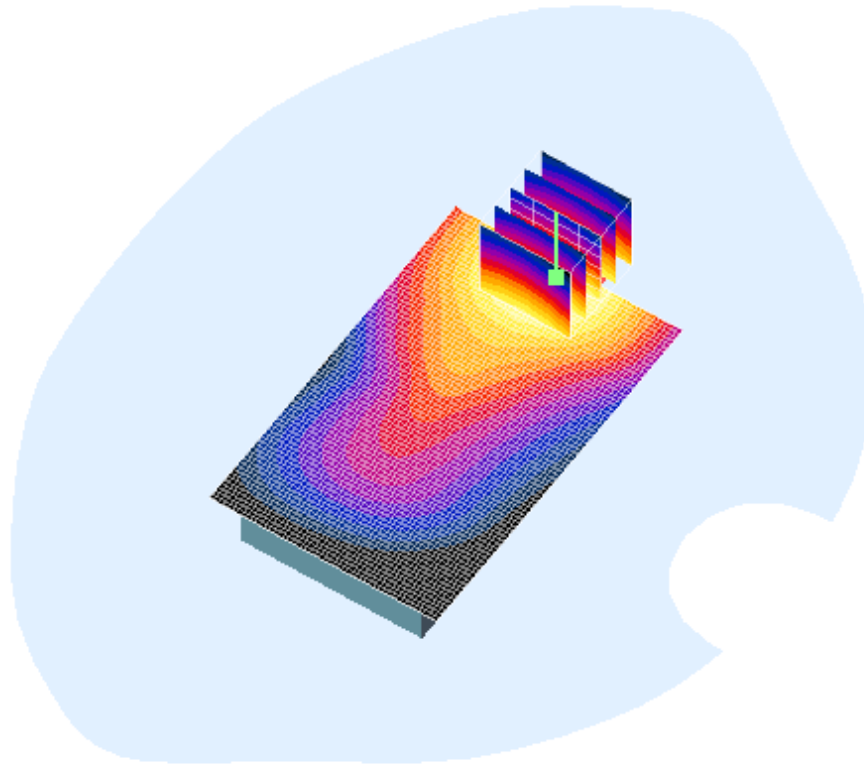
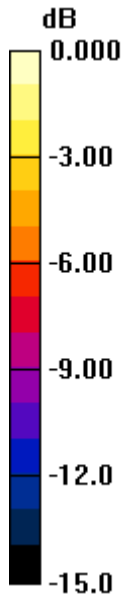
Author Data
Andrew Becker

Dates of Test
April 28 – May 11, 2010


Test Report No
RTS-2671-1005-55

FCC ID:
L6ARDB70UW

IC ID
2503A-RDB70UW



0 dB = 0.399mW/g

	Document Appendix C for the BlackBerry® Smartphone Model RDB71UW SAR Report			Page 34(50)
	Author Data Andrew Becker	Dates of Test April 28 – May 11, 2010	Test Report No RTS-2671-1005-55	FCC ID: L6ARDB70UW

Date/Time: 5/4/2010 8:18:27 PM

Test Laboratory: RIM TESTING SERVICES

File Name:

[25mm Spacer GPRS1900 mid chan amb temp 22.1C liq temp 21.5C.da4](#)

DUT: BlackBerry Smartphone; Type: Sample ; Serial: 221597EB
Program Name: Compliance Testing: (Body worn)

Communication System: GPRS 1900; Frequency: 1880 MHz; Duty Cycle: 1:4.2
Medium parameters used: $f = 1880 \text{ MHz}$; $\sigma = 1.6 \text{ mho/m}$; $\epsilon_r = 51.7$; $\rho = 1000 \text{ kg/m}^3$
Phantom section: Flat Section

DASY4 Configuration:

- Probe: ES3DV3 - SN3225; ConvF(4.9, 4.9, 4.9); Calibrated: 12/11/2009
- Sensor-Surface: 4mm (Mechanical Surface Detection)
- Electronics: DAE3 Sn473; Calibrated: 1/4/2010
- Phantom: SAM 2; Type: SAM 4.0; Serial: 1080
- Measurement SW: DASY4, V4.7 Build 80; Postprocessing SW: SEMCAD, V1.8 Build 186

Body/Area Scan (51x81x1): Measurement grid: dx=15mm, dy=15mm
Maximum value of SAR (interpolated) = 0.320 mW/g

Body/Zoom Scan (5x5x7) (5x5x7)/Cube 0: Measurement grid: dx=7.5mm, dy=7.5mm, dz=5mm
Reference Value = 4.67 V/m; Power Drift = 0.006 dB
Peak SAR (extrapolated) = 0.442 W/kg
SAR(1 g) = 0.295 mW/g; SAR(10 g) = 0.185 mW/g
Maximum value of SAR (measured) = 0.321 mW/g


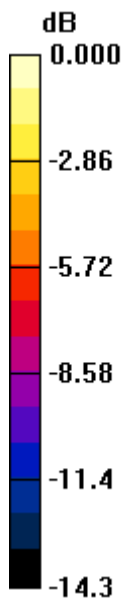
Author Data
Andrew Becker

Dates of Test
April 28 – May 11, 2010


Test Report No
RTS-2671-1005-55

FCC ID:
L6ARDB70UW

IC ID
2503A-RDB70UW



0 dB = 0.321mW/g

	Document Appendix C for the BlackBerry® Smartphone Model RDB71UW SAR Report			Page 36(50)
	Author Data Andrew Becker	Dates of Test April 28 – May 11, 2010	Test Report No RTS-2671-1005-55	FCC ID: L6ARDB70UW

Date/Time: 5/11/2010 12:23:59 AM

Test Laboratory: RIM TESTING SERVICES

File Name:

[Vertical Holster Back 802.11b low chan amb temp 23.8C liq temp 21.3C.da4](#)

DUT: BlackBerry Smartphone; Type: Sample ; Serial: 2230450D

Program Name: Compliance Testing: (Body worn)

Communication System: 802.11 b (2450); Frequency: 2412 MHz; Duty Cycle: 1:1
Medium parameters used (interpolated): $f = 2412$ MHz; $\sigma = 1.96$ mho/m; $\epsilon_r = 49.6$; $\rho = 1000$ kg/m³

Phantom section: Flat Section

DASY4 Configuration:

- Probe: ES3DV3 - SN3225; ConvF(4.32, 4.32, 4.32); Calibrated: 12/11/2009
- Sensor-Surface: 4mm (Mechanical Surface Detection)
- Electronics: DAE3 Sn473; Calibrated: 1/4/2010
- Phantom: SAM 2; Type: SAM 4.0; Serial: 1080
- Measurement SW: DASY4, V4.7 Build 80; Postprocessing SW: SEMCAD, V1.8 Build 186

Body/Area Scan (51x81x1): Measurement grid: dx=15mm, dy=15mm

[Info: Interpolated medium parameters used for SAR evaluation.](#)

Maximum value of SAR (interpolated) = 0.313 mW/g

Body/Zoom Scan (5x5x7) (5x5x7)/Cube 0: Measurement grid: dx=7.5mm, dy=7.5mm, dz=5mm

Reference Value = 6.31 V/m; Power Drift = 0.044 dB

Peak SAR (extrapolated) = 0.566 W/kg

SAR(1 g) = 0.289 mW/g; SAR(10 g) = 0.137 mW/g

[Info: Interpolated medium parameters used for SAR evaluation.](#)

Maximum value of SAR (measured) = 0.318 mW/g


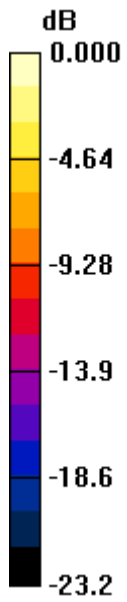
Author Data
Andrew Becker

Dates of Test
April 28 – May 11, 2010


Test Report No
RTS-2671-1005-55

FCC ID:
L6ARDB70UW

IC ID
2503A-RDB70UW



0 dB = 0.318mW/g

	Document Appendix C for the BlackBerry® Smartphone Model RDB71UW SAR Report			Page 38(50)
	Author Data Andrew Becker	Dates of Test April 28 – May 11, 2010	Test Report No RTS-2671-1005-55	FCC ID: L6ARDB70UW

Date/Time: 5/11/2010 12:06:23 AM

Test Laboratory: RIM TESTING SERVICES

File Name:

[Vertical Holster Back 802.11b mid chan amb temp 23.8C liq temp 21.3C.da4](#)

DUT: BlackBerry Smartphone; Type: Sample ; Serial: 2230450D

Program Name: Compliance Testing: (Body worn)

Communication System: 802.11 b (2450); Frequency: 2437 MHz; Duty Cycle: 1:1
Medium parameters used (interpolated): $f = 2437$ MHz; $\sigma = 2.02$ mho/m; $\epsilon_r = 50.1$; $\rho = 1000$ kg/m³

Phantom section: Flat Section

DASY4 Configuration:

- Probe: ES3DV3 - SN3225; ConvF(4.32, 4.32, 4.32); Calibrated: 12/11/2009
- Sensor-Surface: 4mm (Mechanical Surface Detection)
- Electronics: DAE3 Sn473; Calibrated: 1/4/2010
- Phantom: SAM 2; Type: SAM 4.0; Serial: 1080
- Measurement SW: DASY4, V4.7 Build 80; Postprocessing SW: SEMCAD, V1.8 Build 186

Body/Area Scan (51x81x1): Measurement grid: dx=15mm, dy=15mm

[Info: Interpolated medium parameters used for SAR evaluation.](#)

Maximum value of SAR (interpolated) = 0.392 mW/g

Body/Zoom Scan (5x5x7) (5x5x7)/Cube 0: Measurement grid: dx=7.5mm, dy=7.5mm, dz=5mm

Reference Value = 7.06 V/m; Power Drift = -0.301 dB

Peak SAR (extrapolated) = 0.665 W/kg

SAR(1 g) = 0.344 mW/g; SAR(10 g) = 0.166 mW/g

[Info: Interpolated medium parameters used for SAR evaluation.](#)

Maximum value of SAR (measured) = 0.390 mW/g

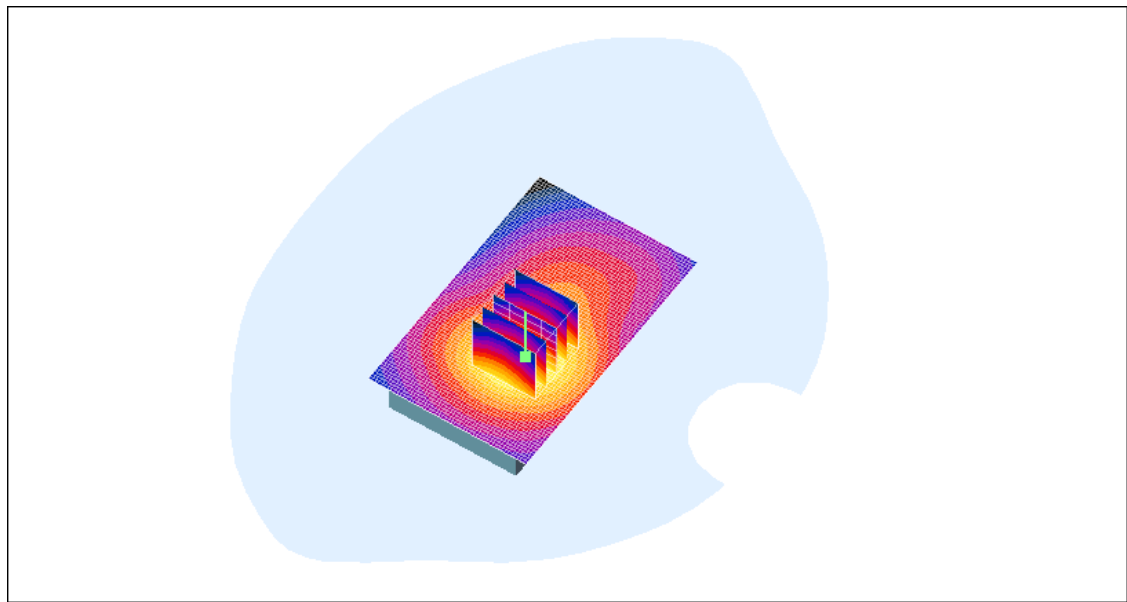
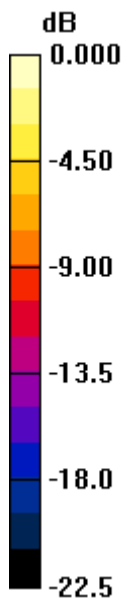
Author Data
Andrew Becker

Dates of Test
April 28 – May 11, 2010


Test Report No
RTS-2671-1005-55

FCC ID:
L6ARDB70UW

IC ID
2503A-RDB70UW



0 dB = 0.390mW/g

	Document Appendix C for the BlackBerry® Smartphone Model RDB71UW SAR Report			Page 40(50)
	Author Data Andrew Becker	Dates of Test April 28 – May 11, 2010	Test Report No RTS-2671-1005-55	FCC ID: L6ARDB70UW

Date/Time: 5/11/2010 12:39:07 AM

Test Laboratory: RIM TESTING SERVICES

File Name:

[Vertical Holster Back 802.11b high chan amb temp 23.5C liq temp 21.0C.da4](#)

DUT: BlackBerry Smartphone; Type: Sample ; Serial: 2230450D

Program Name: Compliance Testing: (Body worn)

Communication System: 802.11 b (2450); Frequency: 2462 MHz; Duty Cycle: 1:1
Medium parameters used (interpolated): $f = 2462$ MHz; $\sigma = 1.96$ mho/m; $\epsilon_r = 50.1$; $\rho = 1000$ kg/m³

Phantom section: Flat Section

DASY4 Configuration:

- Probe: ES3DV3 - SN3225; ConvF(4.32, 4.32, 4.32); Calibrated: 12/11/2009
- Sensor-Surface: 4mm (Mechanical Surface Detection)
- Electronics: DAE3 Sn473; Calibrated: 1/4/2010
- Phantom: SAM 2; Type: SAM 4.0; Serial: 1080
- Measurement SW: DASY4, V4.7 Build 80; Postprocessing SW: SEMCAD, V1.8 Build 186

Body/Area Scan (51x81x1): Measurement grid: dx=15mm, dy=15mm

[Info: Interpolated medium parameters used for SAR evaluation.](#)

Maximum value of SAR (interpolated) = 0.271 mW/g

Body/Zoom Scan (5x5x7) (5x5x7)/Cube 0: Measurement grid: dx=7.5mm, dy=7.5mm, dz=5mm

Reference Value = 5.48 V/m; Power Drift = 0.133 dB

Peak SAR (extrapolated) = 0.492 W/kg

SAR(1 g) = 0.246 mW/g; SAR(10 g) = 0.114 mW/g

[Info: Interpolated medium parameters used for SAR evaluation.](#)

Maximum value of SAR (measured) = 0.279 mW/g

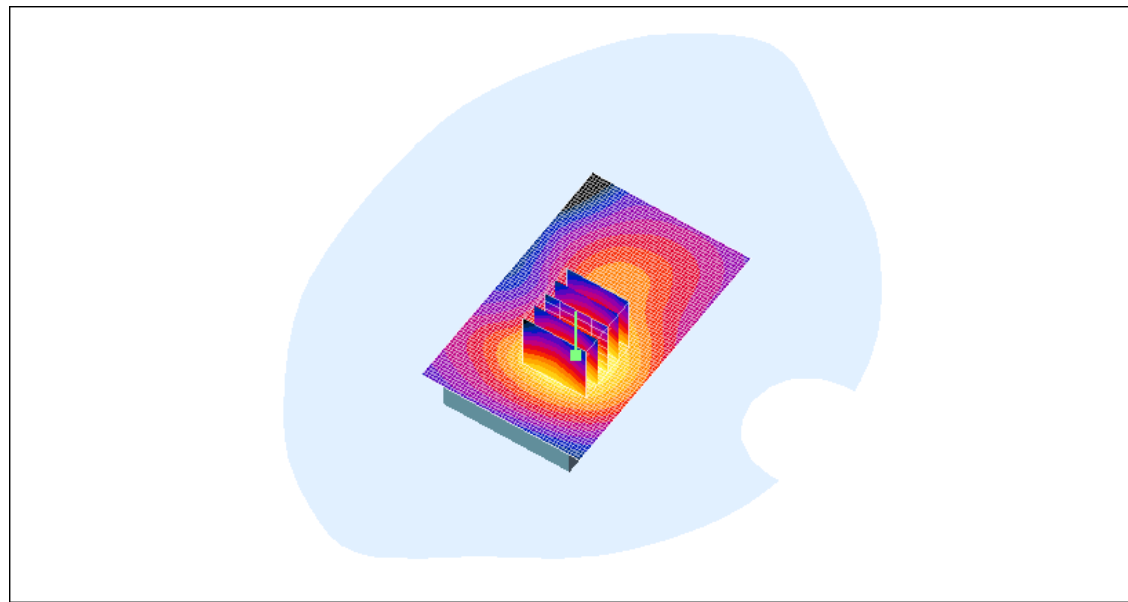
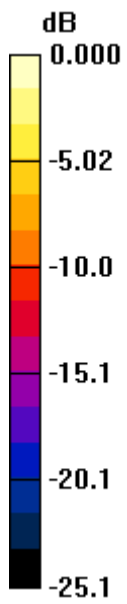
Author Data
Andrew Becker

Dates of Test
April 28 – May 11, 2010


Test Report No
RTS-2671-1005-55

FCC ID:
L6ARDB70UW

IC ID
2503A-RDB70UW



0 dB = 0.279mW/g

	Document Appendix C for the BlackBerry® Smartphone Model RDB71UW SAR Report			Page 42(50)
	Author Data Andrew Becker	Dates of Test April 28 – May 11, 2010	Test Report No RTS-2671-1005-55	FCC ID: L6ARDB70UW

Date/Time: 5/11/2010 12:55:24 AM

Test Laboratory: RIM TESTING SERVICES

File Name:

[Horizontal_Holster_Back_802.11b_mid_chan_amb_temp_23.7C_liq_temp_21.2C.da4](#)

DUT: BlackBerry Smartphone; Type: Sample ; Serial: 2230450D

Program Name: Compliance Testing: (Body worn)

Communication System: 802.11 b (2450); Frequency: 2437 MHz; Duty Cycle: 1:1
Medium parameters used (interpolated): $f = 2437$ MHz; $\sigma = 2.02$ mho/m; $\epsilon_r = 50.1$; $\rho = 1000$ kg/m³

Phantom section: Flat Section

DASY4 Configuration:

- Probe: ES3DV3 - SN3225; ConvF(4.32, 4.32, 4.32); Calibrated: 12/11/2009
- Sensor-Surface: 4mm (Mechanical Surface Detection)
- Electronics: DAE3 Sn473; Calibrated: 1/4/2010
- Phantom: SAM 2; Type: SAM 4.0; Serial: 1080
- Measurement SW: DASY4, V4.7 Build 80; Postprocessing SW: SEMCAD, V1.8 Build 186

Body/Area Scan (51x81x1): Measurement grid: dx=15mm, dy=15mm

[Info: Interpolated medium parameters used for SAR evaluation.](#)

Maximum value of SAR (interpolated) = 0.300 mW/g

Body/Zoom Scan (5x5x7) (5x5x7)/Cube 0: Measurement grid: dx=7.5mm, dy=7.5mm, dz=5mm

Reference Value = 1.94 V/m; Power Drift = 1.36 dB

Peak SAR (extrapolated) = 0.517 W/kg

SAR(1 g) = 0.277 mW/g; SAR(10 g) = 0.141 mW/g

[Info: Interpolated medium parameters used for SAR evaluation.](#)

Maximum value of SAR (measured) = 0.305 mW/g


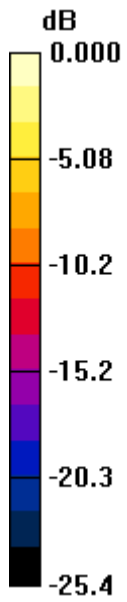
Author Data
Andrew Becker

Dates of Test
April 28 – May 11, 2010


Test Report No
RTS-2671-1005-55

FCC ID:
L6ARDB70UW

IC ID
2503A-RDB70UW



0 dB = 0.305mW/g

	Document Appendix C for the BlackBerry® Smartphone Model RDB71UW SAR Report			Page 44(50)
	Author Data Andrew Becker	Dates of Test April 28 – May 11, 2010	Test Report No RTS-2671-1005-55	FCC ID: L6ARDB70UW

Date/Time: 5/11/2010 1:09:08 AM

Test Laboratory: RIM TESTING SERVICES

File Name:

[Vertical Holster Back 802.11b Front chan amb temp 23.7C liq temp 21.2C.da4](#)

DUT: BlackBerry Smartphone; Type: Sample ; Serial: 2230450D

Program Name: Compliance Testing: (Body worn)

Communication System: 802.11 b (2450); Frequency: 2437 MHz; Duty Cycle: 1:1
Medium parameters used (interpolated): $f = 2437$ MHz; $\sigma = 2.02$ mho/m; $\epsilon_r = 50.1$; $\rho = 1000$ kg/m³

Phantom section: Flat Section

DASY4 Configuration:

- Probe: ES3DV3 - SN3225; ConvF(4.32, 4.32, 4.32); Calibrated: 12/11/2009
- Sensor-Surface: 4mm (Mechanical Surface Detection)
- Electronics: DAE3 Sn473; Calibrated: 1/4/2010
- Phantom: SAM 2; Type: SAM 4.0; Serial: 1080
- Measurement SW: DASY4, V4.7 Build 80; Postprocessing SW: SEMCAD, V1.8 Build 186

Body/Area Scan (51x81x1): Measurement grid: dx=15mm, dy=15mm

[Info: Interpolated medium parameters used for SAR evaluation.](#)

Maximum value of SAR (interpolated) = 0.014 mW/g

Body/Zoom Scan (5x5x7) (5x5x7)/Cube 0: Measurement grid: dx=7.5mm, dy=7.5mm, dz=5mm

Reference Value = 0.681 V/m; Power Drift = 3.98 dB

Peak SAR (extrapolated) = 0.022 W/kg

SAR(1 g) = 0.00775 mW/g; SAR(10 g) = 0.00388 mW/g

[Info: Interpolated medium parameters used for SAR evaluation.](#)

Maximum value of SAR (measured) = 0.009 mW/g


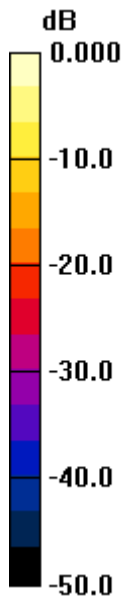
Author Data
Andrew Becker

Dates of Test
April 28 – May 11, 2010


Test Report No
RTS-2671-1005-55

FCC ID:
L6ARDB70UW

IC ID
2503A-RDB70UW



0 dB = 0.009mW/g

	Document Appendix C for the BlackBerry® Smartphone Model RDB71UW SAR Report			Page 46(50)
	Author Data Andrew Becker	Dates of Test April 28 – May 11, 2010	Test Report No RTS-2671-1005-55	FCC ID: L6ARDB70UW

Date/Time: 5/11/2010 1:24:25 AM

Test Laboratory: RIM TESTING SERVICES

File Name:

[Vertical Holster Back HS#2 802.11b Back_chan_amb_temp_23.5C_liq_temp_21.0C_da4](#)

DUT: BlackBerry Smartphone; Type: Sample ; Serial: 2230450D

Program Name: Compliance Testing: (Body worn)

Communication System: 802.11 b (2450); Frequency: 2437 MHz; Duty Cycle: 1:1
Medium parameters used (interpolated): $f = 2437$ MHz; $\sigma = 2.02$ mho/m; $\epsilon_r = 50.1$; $\rho = 1000$ kg/m³

Phantom section: Flat Section

DASY4 Configuration:

- Probe: ES3DV3 - SN3225; ConvF(4.32, 4.32, 4.32); Calibrated: 12/11/2009
- Sensor-Surface: 4mm (Mechanical Surface Detection)
- Electronics: DAE3 Sn473; Calibrated: 1/4/2010
- Phantom: SAM 2; Type: SAM 4.0; Serial: 1080
- Measurement SW: DASY4, V4.7 Build 80; Postprocessing SW: SEMCAD, V1.8 Build 186

Body/Area Scan (51x81x1): Measurement grid: dx=15mm, dy=15mm

[Info: Interpolated medium parameters used for SAR evaluation.](#)

Maximum value of SAR (interpolated) = 0.354 mW/g

Body/Zoom Scan (5x5x7) (5x5x7)/Cube 0: Measurement grid: dx=7.5mm, dy=7.5mm, dz=5mm

Reference Value = 2.89 V/m; Power Drift = 0.057 dB

Peak SAR (extrapolated) = 0.626 W/kg

SAR(1 g) = 0.324 mW/g; SAR(10 g) = 0.155 mW/g

[Info: Interpolated medium parameters used for SAR evaluation.](#)

Maximum value of SAR (measured) = 0.367 mW/g


Author Data
Andrew Becker

Dates of Test
April 28 – May 11, 2010


Test Report No
RTS-2671-1005-55

FCC ID:
L6ARDB70UW

IC ID
2503A-RDB70UW



0 dB = 0.367mW/g

	Document Appendix C for the BlackBerry® Smartphone Model RDB71UW SAR Report			Page 48(50)
	Author Data Andrew Becker	Dates of Test April 28 – May 11, 2010	Test Report No RTS-2671-1005-55	FCC ID: L6ARDB70UW

Date/Time: 5/11/2010 1:40:42 AM

Test Laboratory: RIM TESTING SERVICES

File Name:

[25mm Spacer Back 802.11b Back chan amb temp 23.8C liq temp 21.3C.da4](#)

DUT: BlackBerry Smartphone; Type: Sample ; Serial: 2230450D
Program Name: Compliance Testing: (Body worn)

Communication System: 802.11 b (2450); Frequency: 2437 MHz; Duty Cycle: 1:1
Medium parameters used (interpolated): $f = 2437$ MHz; $\sigma = 2.02$ mho/m; $\epsilon_r = 50.1$; $\rho = 1000$ kg/m³

Phantom section: Flat Section

DASY4 Configuration:

- Probe: ES3DV3 - SN3225; ConvF(4.32, 4.32, 4.32); Calibrated: 12/11/2009
- Sensor-Surface: 4mm (Mechanical Surface Detection)
- Electronics: DAE3 Sn473; Calibrated: 1/4/2010
- Phantom: SAM 2; Type: SAM 4.0; Serial: 1080
- Measurement SW: DASY4, V4.7 Build 80; Postprocessing SW: SEMCAD, V1.8 Build 186

Body/Area Scan (51x81x1): Measurement grid: dx=15mm, dy=15mm

[Info: Interpolated medium parameters used for SAR evaluation.](#)

Maximum value of SAR (interpolated) = 0.167 mW/g

Body/Zoom Scan (5x5x7) (5x5x7)/Cube 0: Measurement grid: dx=7.5mm, dy=7.5mm, dz=5mm

Reference Value = 5.74 V/m; Power Drift = 0.343 dB

Peak SAR (extrapolated) = 0.282 W/kg

SAR(1 g) = 0.148 mW/g; SAR(10 g) = 0.078 mW/g

[Info: Interpolated medium parameters used for SAR evaluation.](#)

Maximum value of SAR (measured) = 0.159 mW/g

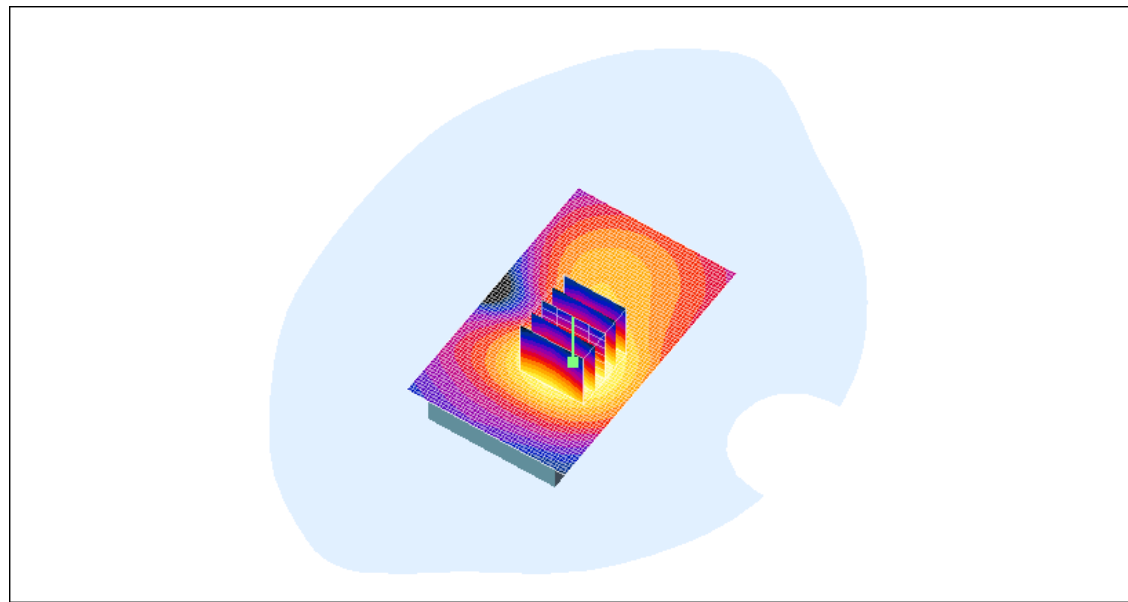
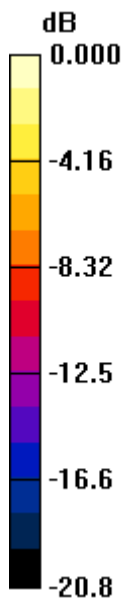
Author Data
Andrew Becker

Dates of Test
April 28 – May 11, 2010

Test Report No
RTS-2671-1005-55

FCC ID:
L6ARDB70UW

IC ID
2503A-RDB70UW



0 dB = 0.159mW/g

Author Data
Andrew Becker

Dates of Test
April 28 – May 11, 2010

Test Report No
RTS-2671-1005-55

FCC ID:
L6ARDB70UW

IC ID
2503A-RDB70UW

Z axis plot for the worst case body configuration:

