
	Document Appendix A for the BlackBerry® Smartphone Model RBD71UW SAR Report			Page 1(9)
	Author Data Andrew Becker	Dates of Test April 28– May 11, 2010	Test Report No RTS-2671-1005-55	FCC ID: L6ARDB70UW

APPENDIX A: SAR DISTRIBUTION COMPARISON FOR ACCURACY VERIFICATION

	Document Appendix A for the BlackBerry® Smartphone Model RBD71UW SAR Report			Page 2(9)
	Author Data Andrew Becker	Dates of Test April 28– May 11, 2010	Test Report No RTS-2671-1005-55	FCC ID: L6ARDB70UW

Date/Time: 4/28/2010 3:09:26 PM

Test Laboratory: RIM Testing Services

DipoleValidation_835MHz_Amb_Tem_23.1_Liq_Tem_22.2C_04_28_10

DUT: Dipole 835 MHz; Type: D835V2; Serial: D835V2 - SN:446

Communication System: CW; Frequency: 835 MHz; Duty Cycle: 1:1

Medium parameters used: $f = 835 \text{ MHz}$; $\sigma = 0.888 \text{ mho/m}$; $\epsilon_r = 42.6$; $\rho = 1000 \text{ kg/m}^3$

Phantom section: Flat Section

Measurement Standard: DAS4 (High Precision Assessment)

DASY4 Configuration:

- Probe: ES3DV3 - SN3225; ConvF(6.12, 6.12, 6.12); Calibrated: 12/11/2009
- Sensor-Surface: 4mm (Mechanical Surface Detection)
- Electronics: DAE3 Sn473; Calibrated: 1/4/2010
- Phantom: SAM 1; Type: SAM 4.0; Serial: 1076
- Measurement SW: DAS4, V4.7 Build 80; Postprocessing SW: SEMCAD, V1.8 Build 186

d=15mm, Pin=1000mW/Zoom Scan (5x5x7) 2 (5x5x7)/Cube 0: Measurement grid: $dx=7.5\text{mm}$, $dy=7.5\text{mm}$, $dz=5\text{mm}$

Reference Value = 108.0 V/m; Power Drift = -0.040 dB


Peak SAR (extrapolated) = 14.0 W/kg

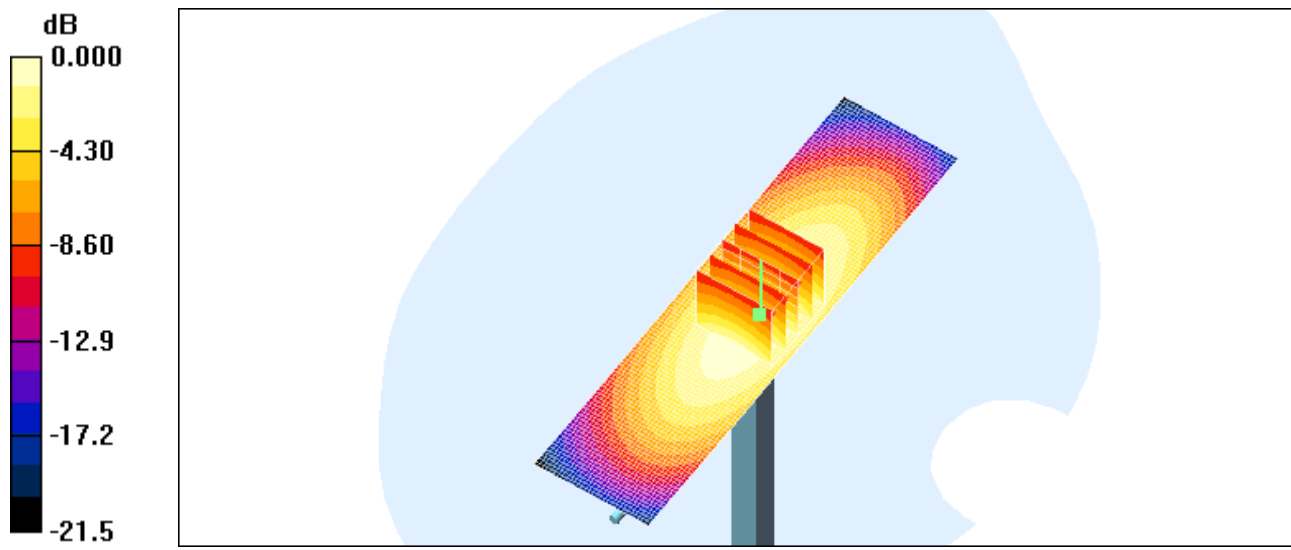
SAR(1 g) = 9.39 mW/g; SAR(10 g) = 6.14 mW/g

Maximum value of SAR (measured) = 10.2 mW/g


d=15mm, Pin=1000mW/Area Scan (31x121x1): Measurement grid: $dx=15\text{mm}$, $dy=15\text{mm}$

Maximum value of SAR (interpolated) = 10.1 mW/g

	Document Appendix A for the BlackBerry® Smartphone Model RBD71UW SAR Report			Page 3(9)
	Author Data Andrew Becker	Dates of Test April 28– May 11, 2010	Test Report No RTS-2671-1005-55	FCC ID: L6ARDB70UW



0 dB = 10.1mW/g

	Document Appendix A for the BlackBerry® Smartphone Model RBD71UW SAR Report			Page 4(9)
	Author Data Andrew Becker	Dates of Test April 28– May 11, 2010	Test Report No RTS-2671-1005-55	FCC ID: L6ARDB70UW

Date/Time: 5/5/2010 11:57:29 AM

Test Laboratory: RIM Testing Services

DipoleValidation_1800MHz_Amb_Tem_23.5_Liq_Tem_22.0_C_05_05_1 0

DUT: Dipole 1800 MHz; Type: D1800V2; Serial: D1800V2 - SN:2d020

Communication System: CW; Frequency: 1800 MHz; Duty Cycle: 1:1
Medium parameters used: $f = 1800$ MHz; $\sigma = 1.34$ mho/m; $\epsilon_r = 40.4$; $\rho = 1000$ kg/m³
Phantom section: Flat Section
Measurement Standard: DAS4 (High Precision Assessment)

DASY4 Configuration:

- Probe: ES3DV3 - SN3225; ConvF(5.14, 5.14, 5.14); Calibrated: 12/11/2009
- Sensor-Surface: 4mm (Mechanical Surface Detection)
- Electronics: DAE3 Sn473; Calibrated: 1/4/2010
- Phantom: SAM 1; Type: SAM 4.0; Serial: 1076
- Measurement SW: DAS4, V4.7 Build 80; Postprocessing SW: SEMCAD, V1.8 Build 186

d=10mm, Pin=1000mW/Zoom Scan (5x5x7) 2 (5x5x7)/Cube 0: Measurement grid: dx=7.5mm, dy=7.5mm, dz=5mm
Reference Value = 176.0 V/m; Power Drift = -0.032 dB
Peak SAR (extrapolated) = 66.2 W/kg
SAR(1 g) = 36.8 mW/g; SAR(10 g) = 19.4 mW/g
Maximum value of SAR (measured) = 41.3 mW/g

d=10mm, Pin=1000mW/Area Scan (31x61x1): Measurement grid: dx=15mm, dy=15mm
Maximum value of SAR (interpolated) = 41.6 mW/g

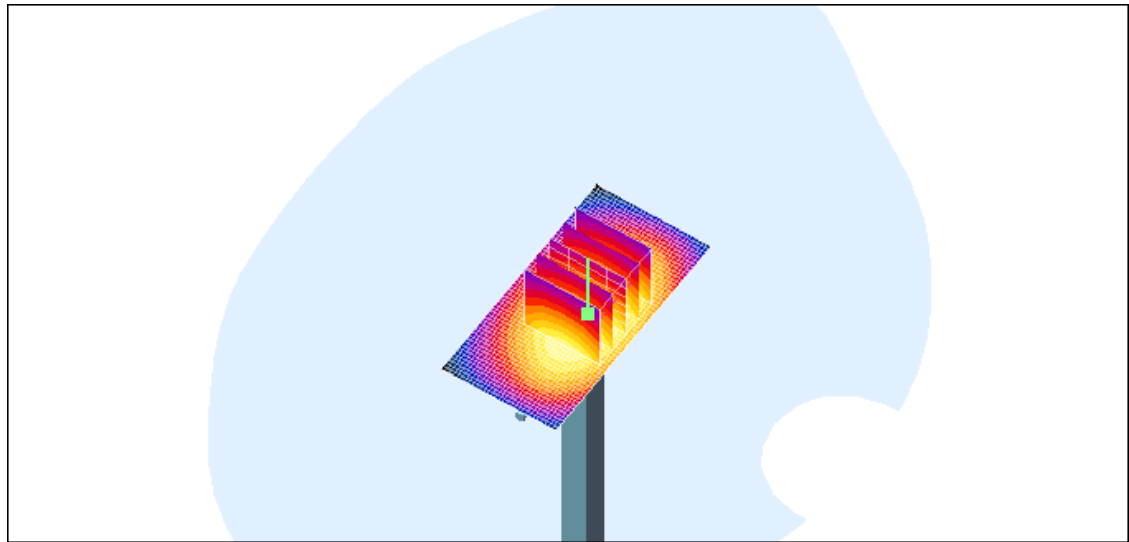
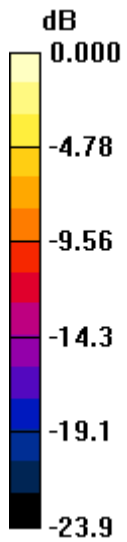
Author Data
Andrew Becker

Dates of Test
April 28– May 11, 2010


Test Report No
RTS-2671-1005-55

FCC ID:
L6ARDB70UW

IC ID
2503A-RDB70UW



0 dB = 41.6mW/g

	Document Appendix A for the BlackBerry® Smartphone Model RBD71UW SAR Report			Page 6(9)
	Author Data Andrew Becker	Dates of Test April 28– May 11, 2010	Test Report No RTS-2671-1005-55	FCC ID: L6ARDB70UW

Date/Time: 5/3/2010 11:57:14 AM

Test Laboratory: RIM Testing Services

DipoleValidation_1900MHz_Amb_Tem_22.9_Liq_Tem_21.8_C_05_03_10

DUT: Dipole 1900 MHz; Type: D1900V2; Serial: D1900V2 - SN:545

Communication System: CW; Frequency: 1900 MHz; Duty Cycle: 1:1
Medium parameters used: $f = 1900$ MHz; $\sigma = 1.44$ mho/m; $\epsilon_r = 38.5$; $\rho = 1000$ kg/m³
Phantom section: Flat Section
Measurement Standard: DASYS4 (High Precision Assessment)

DASY4 Configuration:

- Probe: ES3DV3 - SN3225; ConvF(5.14, 5.14, 5.14); Calibrated: 12/11/2009
- Sensor-Surface: 4mm (Mechanical Surface Detection)
- Electronics: DAE3 Sn473; Calibrated: 1/4/2010
- Phantom: SAM 1; Type: SAM 4.0; Serial: 1076
- Measurement SW: DASYS4, V4.7 Build 80; Postprocessing SW: SEMCAD, V1.8 Build 186

d=15mm, Pin=1000mW/Zoom Scan (5x5x7) 2 (5x5x7)/Cube 0: Measurement grid: dx=7.5mm, dy=7.5mm, dz=5mm
Reference Value = 180.2 V/m; Power Drift = -0.014 dB
Peak SAR (extrapolated) = 75.5 W/kg
SAR(1 g) = 40.5 mW/g; SAR(10 g) = 20.8 mW/g
Maximum value of SAR (measured) = 45.4 mW/g

d=15mm, Pin=1000mW/Area Scan (31x61x1): Measurement grid: dx=15mm, dy=15mm
Maximum value of SAR (interpolated) = 45.7 mW/g

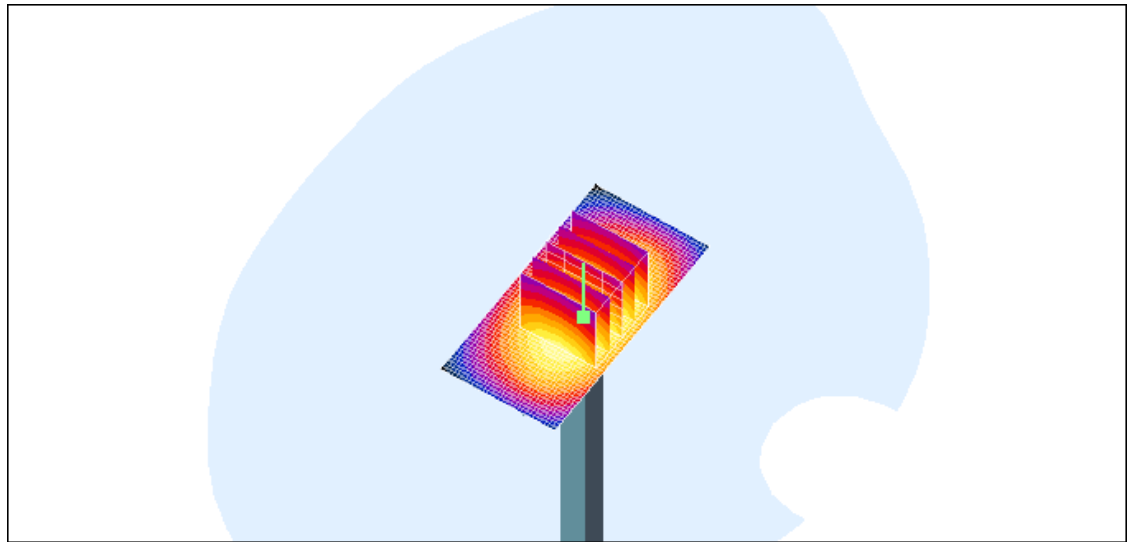
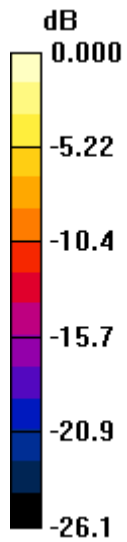
Author Data
Andrew Becker

Dates of Test
April 28– May 11, 2010


Test Report No
RTS-2671-1005-55

FCC ID:
L6ARDB70UW

IC ID
2503A-RDB70UW



0 dB = 45.7mW/g

	Document Appendix A for the BlackBerry® Smartphone Model RBD71UW SAR Report			Page 8(9)
	Author Data Andrew Becker	Dates of Test April 28– May 11, 2010	Test Report No RTS-2671-1005-55	FCC ID: L6ARDB70UW

Date/Time: 5/10/2010 12:35:16 PM

Test Laboratory: RIM Testing Services

DipoleValidation_2450MHz_Amb_Tem_22.8_Liq_Tem_21.8_C_05_10_10

DUT: Dipole 2450 MHz; Type: D2450V2; Serial: D2450V2 - SN:747

Communication System: CW; Frequency: 2450 MHz; Duty Cycle: 1:1

Medium parameters used: $f = 2450$ MHz; $\sigma = 1.87$ mho/m; $\epsilon_r = 37.7$; $\rho = 1000$ kg/m³

Phantom section: Flat Section

Measurement Standard: DASY4 (High Precision Assessment)

DASY4 Configuration:

- Probe: ES3DV3 - SN3225; ConvF(4.53, 4.53, 4.53); Calibrated: 12/11/2009
- Sensor-Surface: 4mm (Mechanical Surface Detection)
- Electronics: DAE3 Sn473; Calibrated: 1/4/2010
- Phantom: SAM 1; Type: SAM 4.0; Serial: 1076
- Measurement SW: DASY4, V4.7 Build 80; Postprocessing SW: SEMCAD, V1.8 Build 186

d=15mm, Pin=1000mW/Zoom Scan (5x5x7) 2 (5x5x7)/Cube 0: Measurement grid: dx=7.5mm, dy=7.5mm, dz=5mm

Reference Value = 188.6 V/m; Power Drift = 0.013 dB

Peak SAR (extrapolated) = 117.0 W/kg

SAR(1 g) = 55.5 mW/g; SAR(10 g) = 25.5 mW/g

Maximum value of SAR (measured) = 63.3 mW/g

d=15mm, Pin=1000mW/Area Scan (31x51x1): Measurement grid: dx=15mm, dy=15mm

Maximum value of SAR (interpolated) = 68.2 mW/g

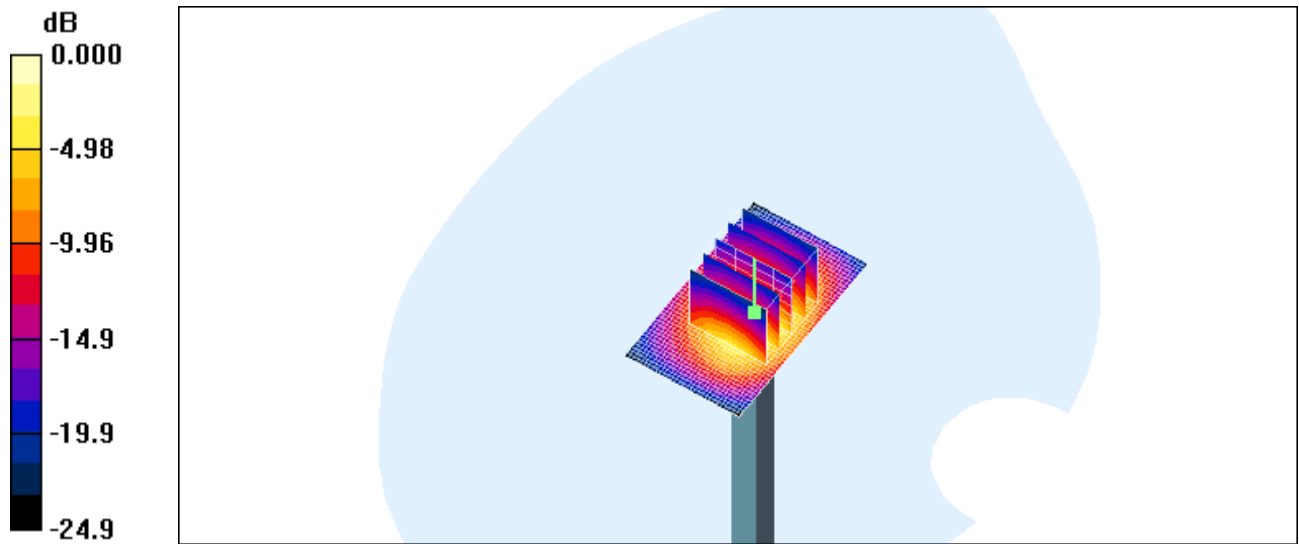
Author Data
Andrew Becker

Dates of Test
April 28– May 11, 2010

Test Report No
RTS-2671-1005-55

FCC ID:
L6ARDB70UW

IC ID
2503A-RDB70UW



0 dB = 68.2mW/g