
	Document Appendix E for the BlackBerry® Smartphone Model RCS71CW SAR Report		Page 1(14)
	Author Data Andrew Becker	Dates of Test October 19 - November 4, 2009	Test Report No RTS-2340-0911-15

APPENDIX E: PHOTOGRAPHS

	Document Appendix E for the BlackBerry® Smartphone Model RCS71CW SAR Report		Page 2(14)
	Author Data Andrew Becker	Dates of Test October 19 - November 4, 2009	Test Report No RTS-2340-0911-15

Audio Output



Headset Jack

Voice Microphone

Figure E1. BlackBerry Smartphone


	Document Appendix E for the BlackBerry® Smartphone Model RCS71CW SAR Report		Page 3(14)
	Author Data Andrew Becker	Dates of Test October 19 - November 4, 2009	Test Report No RTS-2340-0911-15



Figure E2. Body worn holsters – front


	Document Appendix E for the BlackBerry® Smartphone Model RCS71CW SAR Report		Page 4(14)
	Author Data Andrew Becker	Dates of Test October 19 - November 4, 2009	Test Report No RTS-2340-0911-15



Figure E3. Body worn holsters – back


	Document Appendix E for the BlackBerry® Smartphone Model RCS71CW SAR Report		Page 5(14)
	Author Data Andrew Becker	Dates of Test October 19 - November 4, 2009	Test Report No RTS-2340-0911-15



Figure E4. Head configuration (Right Touch/Tilt)


	Document Appendix E for the BlackBerry® Smartphone Model RCS71CW SAR Report		Page 6(14)
	Author Data Andrew Becker	Dates of Test October 19 - November 4, 2009	Test Report No RTS-2340-0911-15



Figure E5. Head configuration (Left Touch/Tilt)


	Document Appendix E for the BlackBerry® Smartphone Model RCS71CW SAR Report		Page 7(14)
	Author Data Andrew Becker	Dates of Test October 19 - November 4, 2009	Test Report No RTS-2340-0911-15



Figure E6. Body-worn configuration (Vertical Holster, back facing phantom)


	Document Appendix E for the BlackBerry® Smartphone Model RCS71CW SAR Report		Page 8(14)
	Author Data Andrew Becker	Dates of Test October 19 - November 4, 2009	Test Report No RTS-2340-0911-15



Figure E7. Body-worn configuration (Vertical Holster , headset 1, back facing phantom)


	Document Appendix E for the BlackBerry® Smartphone Model RCS71CW SAR Report		Page 9(14)
	Author Data Andrew Becker	Dates of Test October 19 - November 4, 2009	Test Report No RTS-2340-0911-15



Figure E8. Body-worn configuration (Vertical Holster , headset 2, back facing phantom)



	Document Appendix E for the BlackBerry® Smartphone Model RCS71CW SAR Report		Page 10(14)
	Author Data Andrew Becker	Dates of Test October 19 - November 4, 2009	Test Report No RTS-2340-0911-15



Figure E9. Body-worn configuration (Vertical Holster , headset 3, back facing phantom)

	Document Appendix E for the BlackBerry® Smartphone Model RCS71CW SAR Report		Page 11(14)
	Author Data Andrew Becker	Dates of Test October 19 - November 4, 2009	Test Report No RTS-2340-0911-15




Figure E10. Body-worn configuration (Vertical Holster, front facing phantom)


	Document Appendix E for the BlackBerry® Smartphone Model RCS71CW SAR Report		Page 12(14)
	Author Data Andrew Becker	Dates of Test October 19 - November 4, 2009	Test Report No RTS-2340-0911-15



Figure E11. Body-worn configuration (Horizontal Holster, back facing phantom)


	Document Appendix E for the BlackBerry® Smartphone Model RCS71CW SAR Report		Page 13(14)
	Author Data Andrew Becker	Dates of Test October 19 - November 4, 2009	Test Report No RTS-2340-0911-15



Figure E12. Body-worn configuration (Horizontal Holster, front facing phantom)


	Document Appendix E for the BlackBerry® Smartphone Model RCS71CW SAR Report		Page 14(14)
	Author Data Andrew Becker	Dates of Test October 19 - November 4, 2009	Test Report No RTS-2340-0911-15



Figure E13. Body-worn configuration (No Holster, 25 mm away, back facing phantom)