
	Document <b>Appendix C for the BlackBerry® Smartphone Model  RCS71CW SAR Report</b>		Page <b>1(90)</b>
	Author Data <b>Andrew Becker</b>	Dates of Test <b>October 19 - November 4, 2009</b>	Test Report No <b>RTS-2340-0911-15</b>

**APPENDIX C: SAR DISTRIBUTION PLOTS FOR BODY-WORN CONFIGURATION**

	Document		Page
	<b>Appendix C for the BlackBerry® Smartphone Model RCS71CW SAR Report</b>		<b>2(90)</b>
Author Data	Dates of Test	Test Report No	FCC ID:
<b>Andrew Becker</b>	<b>October 19 - November 4, 2009</b>	<b>RTS-2340-0911-15</b>	<b>L6ARCS70CW</b>

Date/Time: 03/11/2009 11:57:23 PM

Test Laboratory: RIM TESTING SERVICES

File Name:

[Vertical Holster Back GPRS850 low chan amb temp 23.0C liq temp 21.7C.da4](#)

**DUT: BlackBerry Smartphone; Type: Sample ; Serial: 30F4F734**

**Program Name: Compliance Testing: (Body worn)**

Communication System: GPRS 850; Frequency: 824.2 MHz; Duty Cycle: 1:4.2

Medium parameters used:  $f = 825$  MHz;  $\sigma = 0.923$  mho/m;  $\epsilon_r = 53.1$ ;  $\rho = 1000$  kg/m<sup>3</sup>

Phantom section: Flat Section

DASY4 Configuration:

- Probe: ET3DV6 - SN1642; ConvF(5.99, 5.99, 5.99); Calibrated: 12/01/2009
- Sensor-Surface: 4mm (Mechanical Surface Detection)
- Electronics: DAE3 Sn472; Calibrated: 03/03/2009
- Phantom: SAM 2; Type: SAM 4.0; Serial: 1080
- Measurement SW: DASY4, V4.7 Build 80; Postprocessing SW: SEMCAD, V1.8 Build 186

**Body/Area Scan (51x91x1):** Measurement grid: dx=15mm, dy=15mm

Maximum value of SAR (interpolated) = 0.387 mW/g

**Body/Zoom Scan (5x5x7) (5x5x7)/Cube 0:** Measurement grid: dx=7.5mm,


dy=7.5mm, dz=5mm


Reference Value = 19.6 V/m; Power Drift = -0.176 dB

Peak SAR (extrapolated) = 0.442 W/kg


**SAR(1 g) = 0.363 mW/g; SAR(10 g) = 0.273 mW/g**

Maximum value of SAR (measured) = 0.381 mW/g

	Document <b>Appendix C for the BlackBerry® Smartphone Model</b> <b>RCS71CW SAR Report</b>		Page <b>3(90)</b>
	Author Data <b>Andrew Becker</b>	Dates of Test <b>October 19 - November 4, 2009</b>	Test Report No <b>RTS-2340-0911-15</b>



0 dB = 0.381mW/g

	Document		Page
	<b>Appendix C for the BlackBerry® Smartphone Model RCS71CW SAR Report</b>		<b>4(90)</b>
Author Data	Dates of Test	Test Report No	FCC ID:
<b>Andrew Becker</b>	<b>October 19 - November 4, 2009</b>	<b>RTS-2340-0911-15</b>	<b>L6ARCS70CW</b>

Date/Time: 04/11/2009 12:12:12 AM

Test Laboratory: RIM TESTING SERVICES

File Name:

[Vertical\\_Holster\\_Back\\_GPRS850\\_mid\\_chan\\_amb\\_temp\\_23.0C\\_liq\\_temp\\_21.7C.da4](#)

**DUT: BlackBerry Smartphone; Type: Sample ; Serial: 30F4F734**

**Program Name: Compliance Testing: (Body worn)**

Communication System: GPRS 850; Frequency: 836.8 MHz; Duty Cycle: 1:4.2

Medium parameters used (interpolated):  $f = 836.8$  MHz;  $\sigma = 0.935$  mho/m;  $\epsilon_r = 53$ ;  $\rho = 1000$  kg/m<sup>3</sup>

Phantom section: Flat Section

DASY4 Configuration:

- Probe: ET3DV6 - SN1642; ConvF(5.99, 5.99, 5.99); Calibrated: 12/01/2009
- Sensor-Surface: 4mm (Mechanical Surface Detection)
- Electronics: DAE3 Sn472; Calibrated: 03/03/2009
- Phantom: SAM 2; Type: SAM 4.0; Serial: 1080
- Measurement SW: DASY4, V4.7 Build 80; Postprocessing SW: SEMCAD, V1.8 Build 186

**Body/Area Scan (51x91x1):** Measurement grid: dx=15mm, dy=15mm.

Maximum value of SAR (interpolated) = 0.364 mW/g


**Body/Zoom Scan (5x5x7) (5x5x7)/Cube 0:** Measurement grid: dx=7.5mm, dy=7.5mm, dz=5mm


Reference Value = 18.6 V/m; Power Drift = -0.141 dB

Peak SAR (extrapolated) = 0.424 W/kg


**SAR(1 g) = 0.344 mW/g; SAR(10 g) = 0.258 mW/g**

Maximum value of SAR (measured) = 0.364 mW/g

	Document <b>Appendix C for the BlackBerry® Smartphone Model</b> <b>RCS71CW SAR Report</b>		Page <b>5(90)</b>
	Author Data <b>Andrew Becker</b>	Dates of Test <b>October 19 - November 4, 2009</b>	Test Report No <b>RTS-2340-0911-15</b>



0 dB = 0.364mW/g

	Document		Page
	<b>Appendix C for the BlackBerry® Smartphone Model</b> <b>RCS71CW SAR Report</b>		<b>6(90)</b>
Author Data	Dates of Test	Test Report No	FCC ID:
<b>Andrew Becker</b>	<b>October 19 - November 4, 2009</b>	<b>RTS-2340-0911-15</b>	<b>L6ARCS70CW</b>

Date/Time: 04/11/2009 12:29:17 AM

Test Laboratory: RIM TESTING SERVICES

File Name:

[Vertical\\_Holster\\_Back\\_GPRS850\\_high\\_chan\\_amb\\_temp\\_22.9C\\_liq\\_temp\\_21.7C.da4](#)

**DUT: BlackBerry Smartphone; Type: Sample ; Serial: 30F4F734**

**Program Name: Compliance Testing: (Body worn)**

Communication System: GPRS 850; Frequency: 848.8 MHz; Duty Cycle: 1:4.2

Medium parameters used (interpolated):  $f = 848.8$  MHz;  $\sigma = 0.948$  mho/m;  $\epsilon_r = 52.9$ ;  $\rho = 1000$  kg/m<sup>3</sup>

Phantom section: Flat Section

DASY4 Configuration:

- Probe: ET3DV6 - SN1642; ConvF(5.99, 5.99, 5.99); Calibrated: 12/01/2009
- Sensor-Surface: 4mm (Mechanical Surface Detection)
- Electronics: DAE3 Sn472; Calibrated: 03/03/2009
- Phantom: SAM 2; Type: SAM 4.0; Serial: 1080
- Measurement SW: DASY4, V4.7 Build 80; Postprocessing SW: SEMCAD, V1.8 Build 186

**Body/Area Scan (51x91x1):** Measurement grid: dx=15mm, dy=15mm

Maximum value of SAR (interpolated) = 0.320 mW/g


**Body/Zoom Scan (5x5x7) (5x5x7)/Cube 0:** Measurement grid: dx=7.5mm, dy=7.5mm, dz=5mm


Reference Value = 16.9 V/m; Power Drift = 0.098 dB

Peak SAR (extrapolated) = 0.376 W/kg


**SAR(1 g) = 0.307 mW/g; SAR(10 g) = 0.229 mW/g**

Maximum value of SAR (measured) = 0.323 mW/g

	Document <b>Appendix C for the BlackBerry® Smartphone Model  RCS71CW SAR Report</b>		Page <b>7(90)</b>
	Author Data <b>Andrew Becker</b>	Dates of Test <b>October 19 - November 4, 2009</b>	Test Report No <b>RTS-2340-0911-15</b>



0 dB = 0.323mW/g

	Document		Page
	<b>Appendix C for the BlackBerry® Smartphone Model RCS71CW SAR Report</b>		<b>8(90)</b>
Author Data	Dates of Test	Test Report No	FCC ID:
<b>Andrew Becker</b>	<b>October 19 - November 4, 2009</b>	<b>RTS-2340-0911-15</b>	<b>L6ARCS70CW</b>

Date/Time: 04/11/2009 1:00:01 AM

Test Laboratory: RIM TESTING SERVICES

File Name:

[Horizontal\\_Holster\\_Back\\_GPRS850\\_low\\_chan\\_amb\\_temp\\_23.1C\\_liq\\_temp\\_21.7C.da4](#)

**DUT: BlackBerry Smartphone; Type: Sample ; Serial: 30F4F734**

**Program Name: Compliance Testing: (Body worn)**

Communication System: GPRS 850; Frequency: 824.2 MHz; Duty Cycle: 1:4.2

Medium parameters used:  $f = 825 \text{ MHz}$ ;  $\sigma = 0.923 \text{ mho/m}$ ;  $\epsilon_r = 53.1$ ;  $\rho = 1000 \text{ kg/m}^3$

Phantom section: Flat Section

DASY4 Configuration:

- Probe: ET3DV6 - SN1642; ConvF(5.99, 5.99, 5.99); Calibrated: 12/01/2009
- Sensor-Surface: 4mm (Mechanical Surface Detection)
- Electronics: DAE3 Sn472; Calibrated: 03/03/2009
- Phantom: SAM 2; Type: SAM 4.0; Serial: 1080
- Measurement SW: DASY4, V4.7 Build 80; Postprocessing SW: SEMCAD, V1.8 Build 186

**Body/Area Scan (51x91x1):** Measurement grid: dx=15mm, dy=15mm

Maximum value of SAR (interpolated) = 0.371 mW/g

**Body/Zoom Scan (5x5x7) (5x5x7)/Cube 0:** Measurement grid: dx=7.5mm, dy=7.5mm, dz=5mm


Reference Value = 19.9 V/m; Power Drift = -0.075 dB

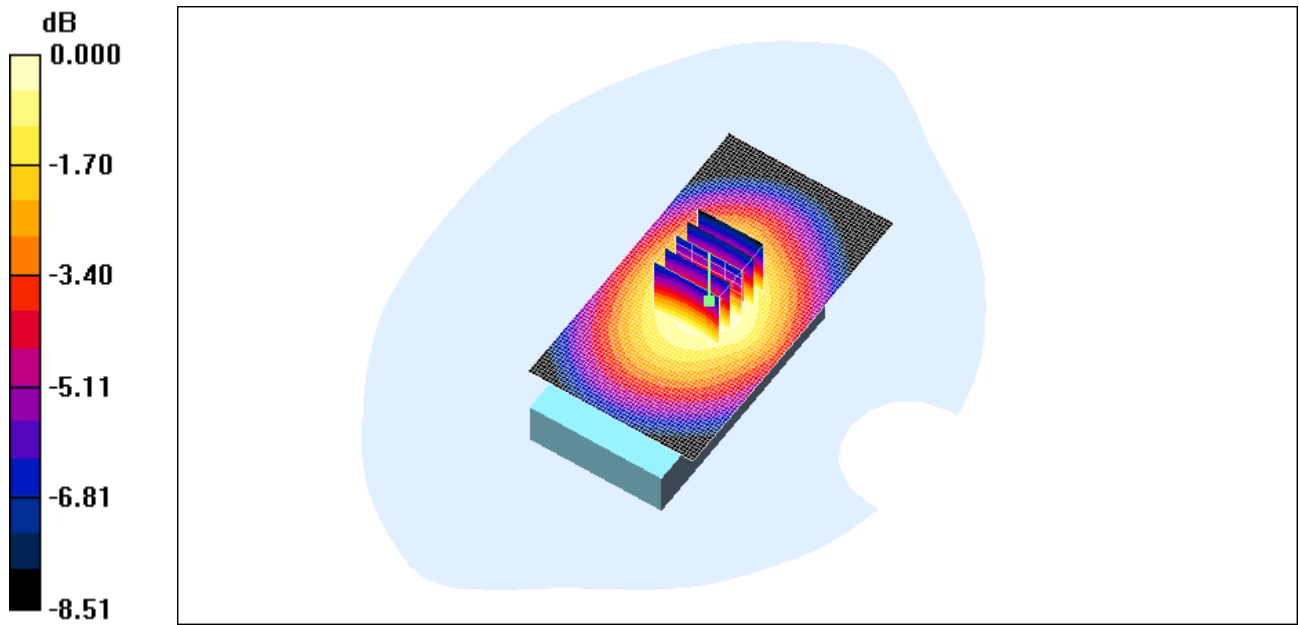
Peak SAR (extrapolated) = 0.435 W/kg

**SAR(1 g) = 0.350 mW/g; SAR(10 g) = 0.261 mW/g**


Maximum value of SAR (measured) = 0.372 mW/g



	Document <b>Appendix C for the BlackBerry® Smartphone Model</b> <b>RCS71CW SAR Report</b>		Page <b>9(90)</b>
	Author Data <b>Andrew Becker</b>	Dates of Test <b>October 19 - November 4, 2009</b>	Test Report No <b>RTS-2340-0911-15</b>



0 dB = 0.372mW/g

	Document		Page
	<b>Appendix C for the BlackBerry® Smartphone Model RCS71CW SAR Report</b>		<b>10(90)</b>
Author Data	Dates of Test	Test Report No	FCC ID:
<b>Andrew Becker</b>	<b>October 19 - November 4, 2009</b>	<b>RTS-2340-0911-15</b>	<b>L6ARCS70CW</b>

Date/Time: 04/11/2009 1:37:30 AM

Test Laboratory: RIM TESTING SERVICES

File Name:

[Vertical\\_Holster\\_Front\\_GPRS850\\_low\\_chan\\_amb\\_temp\\_23.0C\\_liq\\_temp\\_21.7C.da4](#)

**DUT: BlackBerry Smartphone; Type: Sample ; Serial: 30F4F734**

**Program Name: Compliance Testing: (Body worn)**

Communication System: GPRS 850; Frequency: 824.2 MHz; Duty Cycle: 1:4.2

Medium parameters used:  $f = 825 \text{ MHz}$ ;  $\sigma = 0.923 \text{ mho/m}$ ;  $\epsilon_r = 53.1$ ;  $\rho = 1000 \text{ kg/m}^3$

Phantom section: Flat Section

DASY4 Configuration:

- Probe: ET3DV6 - SN1642; ConvF(5.99, 5.99, 5.99); Calibrated: 12/01/2009
- Sensor-Surface: 4mm (Mechanical Surface Detection)
- Electronics: DAE3 Sn472; Calibrated: 03/03/2009
- Phantom: SAM 2; Type: SAM 4.0; Serial: 1080
- Measurement SW: DASY4, V4.7 Build 80; Postprocessing SW: SEMCAD, V1.8 Build 186

**Body/Area Scan (51x91x1):** Measurement grid: dx=15mm, dy=15mm

Maximum value of SAR (interpolated) = 0.441 mW/g


**Body/Zoom Scan (5x5x7) (5x5x7)/Cube 0:** Measurement grid: dx=7.5mm, dy=7.5mm, dz=5mm


Reference Value = 20.5 V/m; Power Drift = -0.193 dB

Peak SAR (extrapolated) = 0.493 W/kg


**SAR(1 g) = 0.415 mW/g; SAR(10 g) = 0.314 mW/g**

Maximum value of SAR (measured) = 0.437 mW/g

	Document <b>Appendix C for the BlackBerry® Smartphone Model          RCS71CW SAR Report</b>		Page <b>11(90)</b>
	Author Data <b>Andrew Becker</b>	Dates of Test <b>October 19 - November 4, 2009</b>	Test Report No <b>RTS-2340-0911-15</b>



0 dB = 0.437mW/g

	Document		Page
	<b>Appendix C for the BlackBerry® Smartphone Model RCS71CW SAR Report</b>		<b>12(90)</b>
Author Data	Dates of Test	Test Report No	FCC ID:
<b>Andrew Becker</b>	<b>October 19 - November 4, 2009</b>	<b>RTS-2340-0911-15</b>	<b>L6ARCS70CW</b>

Date/Time: 04/11/2009 2:26:25 PM

Test Laboratory: RIM TESTING SERVICES

File Name:

[Vertical\\_Holster\\_Front\\_Headset\\_2\\_GPRS850\\_low\\_chan\\_amb\\_temp\\_22.9C\\_liq\\_temp\\_2\\_1.7C.da4](#)

**DUT: BlackBerry Smartphone; Type: Sample ; Serial: 30F4F734**  
**Program Name: Compliance Testing: (Body worn)**


Communication System: GPRS 850; Frequency: 824.2 MHz; Duty Cycle: 1:4.2  
Medium parameters used:  $f = 825 \text{ MHz}$ ;  $\sigma = 0.923 \text{ mho/m}$ ;  $\epsilon_r = 53.1$ ;  $\rho = 1000 \text{ kg/m}^3$   
Phantom section: Flat Section

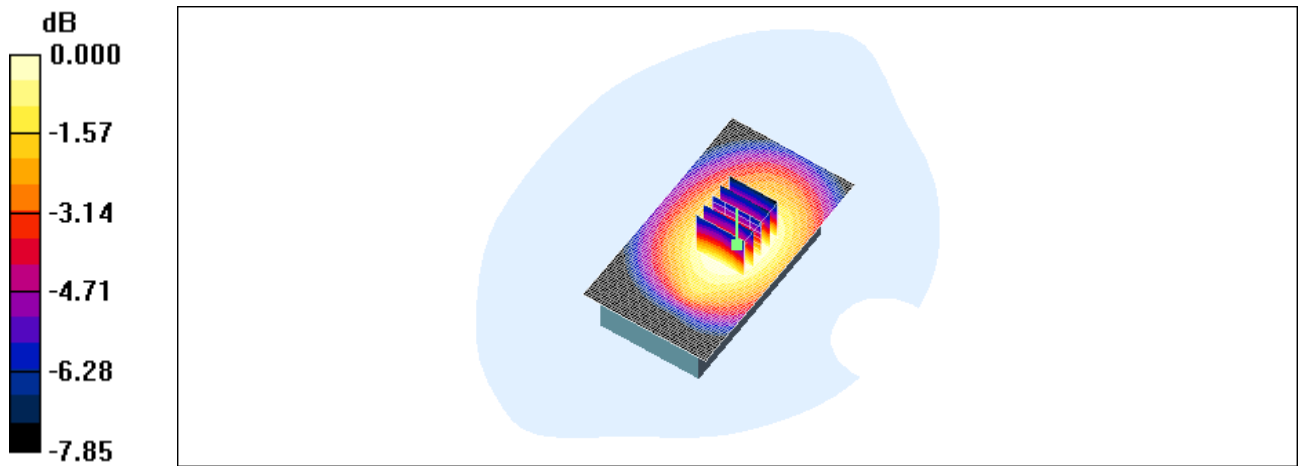
DASY4 Configuration:

- Probe: ET3DV6 - SN1642; ConvF(5.99, 5.99, 5.99); Calibrated: 12/01/2009
- Sensor-Surface: 4mm (Mechanical Surface Detection)
- Electronics: DAE3 Sn472; Calibrated: 03/03/2009
- Phantom: SAM 2; Type: SAM 4.0; Serial: 1080
- Measurement SW: DASY4, V4.7 Build 80; Postprocessing SW: SEMCAD, V1.8 Build 186


**Body/Area Scan (51x91x1):** Measurement grid: dx=15mm, dy=15mm  
Maximum value of SAR (interpolated) = 0.329 mW/g

**Body/Zoom Scan (5x5x7) (5x5x7)/Cube 0:** Measurement grid: dx=7.5mm, dy=7.5mm, dz=5mm  
Reference Value = 7.46 V/m; Power Drift = -0.035 dB  
Peak SAR (extrapolated) = 0.347 W/kg  
**SAR(1 g) = 0.295 mW/g; SAR(10 g) = 0.225 mW/g**  
Maximum value of SAR (measured) = 0.309 mW/g

	Document <b>Appendix C for the BlackBerry® Smartphone Model  RCS71CW SAR Report</b>		Page <b>13(90)</b>
	Author Data <b>Andrew Becker</b>	Dates of Test <b>October 19 - November 4, 2009</b>	Test Report No <b>RTS-2340-0911-15</b>



0 dB = 0.309mW/g

	Document		Page
	<b>Appendix C for the BlackBerry® Smartphone Model RCS71CW SAR Report</b>		<b>14(90)</b>
Author Data	Dates of Test	Test Report No	FCC ID:
<b>Andrew Becker</b>	<b>October 19 - November 4, 2009</b>	<b>RTS-2340-0911-15</b>	<b>L6ARCS70CW</b>

Date/Time: 04/11/2009 2:57:49 PM

Test Laboratory: RIM TESTING SERVICES

File Name:

[Body\\_25mm\\_Back\\_GPRS850\\_low\\_chan\\_amb\\_temp\\_23.1C\\_liq\\_temp\\_22.0C.da4](#)

**DUT: BlackBerry Smartphone; Type: Sample ; Serial: 30F4F734**

**Program Name: Compliance Testing: (Body worn)**

Communication System: GPRS 850; Frequency: 824.2 MHz; Duty Cycle: 1:4.2  
Medium parameters used:  $f = 825 \text{ MHz}$ ;  $\sigma = 0.923 \text{ mho/m}$ ;  $\epsilon_r = 53.1$ ;  $\rho = 1000 \text{ kg/m}^3$   
Phantom section: Flat Section

DASY4 Configuration:

- Probe: ET3DV6 - SN1642; ConvF(5.99, 5.99, 5.99); Calibrated: 12/01/2009
- Sensor-Surface: 4mm (Mechanical Surface Detection)
- Electronics: DAE3 Sn472; Calibrated: 03/03/2009
- Phantom: SAM 2; Type: SAM 4.0; Serial: 1080
- Measurement SW: DASY4, V4.7 Build 80; Postprocessing SW: SEMCAD, V1.8 Build 186

**Body/Area Scan (51x91x1):** Measurement grid: dx=15mm, dy=15mm

Maximum value of SAR (interpolated) = 0.266 mW/g


**Body/Zoom Scan (5x5x7) (5x5x7)/Cube 0:** Measurement grid: dx=7.5mm, dy=7.5mm, dz=5mm


Reference Value = 6.01 V/m; Power Drift = 0.220 dB

Peak SAR (extrapolated) = 0.309 W/kg


**SAR(1 g) = 0.257 mW/g; SAR(10 g) = 0.195 mW/g**

Maximum value of SAR (measured) = 0.271 mW/g

	Document <b>Appendix C for the BlackBerry® Smartphone Model          RCS71CW SAR Report</b>		Page <b>15(90)</b>
	Author Data <b>Andrew Becker</b>	Dates of Test <b>October 19 - November 4, 2009</b>	Test Report No <b>RTS-2340-0911-15</b>



0 dB = 0.271mW/g

	Document		Page
	<b>Appendix C for the BlackBerry® Smartphone Model RCS71CW SAR Report</b>		<b>16(90)</b>
Author Data	Dates of Test	Test Report No	FCC ID:
<b>Andrew Becker</b>	<b>October 19 - November 4, 2009</b>	<b>RTS-2340-0911-15</b>	<b>L6ARCS70CW</b>

Date/Time: 04/11/2009 3:18:56 PM

Test Laboratory: RIM TESTING SERVICES

File Name:

[Vertical\\_Holster\\_Back\\_CDMA800\\_low\\_chan\\_amb\\_temp\\_22.8C\\_liq\\_temp\\_21.9C.da4](#)

**DUT: BlackBerry Smartphone; Type: Sample ; Serial: 30F4F734**

**Program Name: Compliance Testing: (Body worn)**

Communication System: CDMA 800; Frequency: 824.7 MHz; Duty Cycle: 1:1

Medium parameters used:  $f = 825$  MHz;  $\sigma = 0.923$  mho/m;  $\epsilon_r = 53.1$ ;  $\rho = 1000$  kg/m<sup>3</sup>

Phantom section: Flat Section

DASY4 Configuration:

- Probe: ET3DV6 - SN1642; ConvF(5.99, 5.99, 5.99); Calibrated: 12/01/2009
- Sensor-Surface: 4mm (Mechanical Surface Detection)
- Electronics: DAE3 Sn472; Calibrated: 03/03/2009
- Phantom: SAM 2; Type: SAM 4.0; Serial: 1080
- Measurement SW: DASY4, V4.7 Build 80; Postprocessing SW: SEMCAD, V1.8 Build 186

**Body/Area Scan (51x91x1):** Measurement grid: dx=15mm, dy=15mm

Maximum value of SAR (interpolated) = 0.452 mW/g

**Body/Zoom Scan (5x5x7) (5x5x7)/Cube 0:** Measurement grid: dx=7.5mm, dy=7.5mm, dz=5mm


Reference Value = 7.27 V/m; Power Drift = 0.198 dB

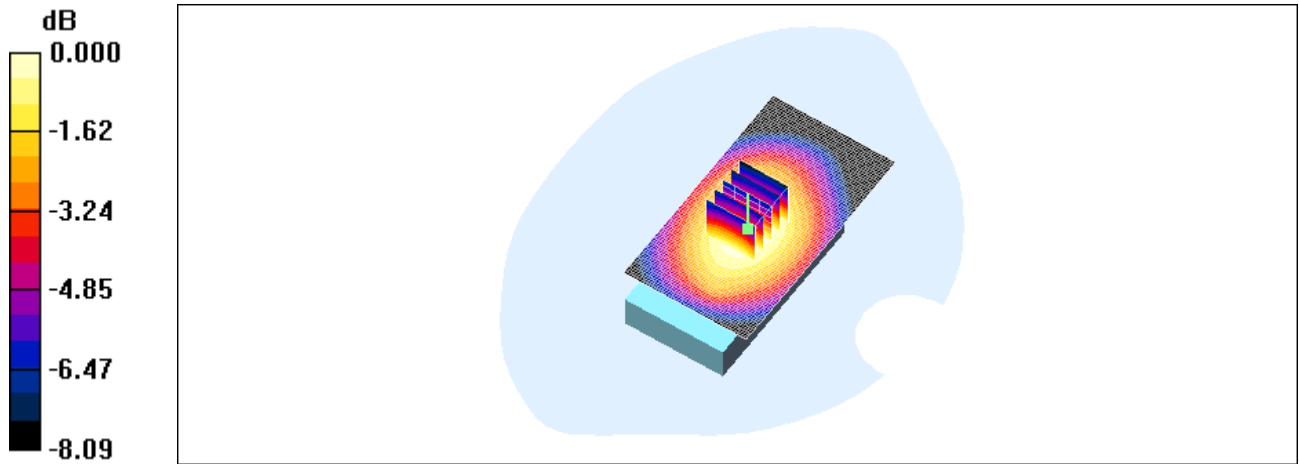
Peak SAR (extrapolated) = 0.510 W/kg

**SAR(1 g) = 0.422 mW/g; SAR(10 g) = 0.321 mW/g**


Maximum value of SAR (measured) = 0.444 mW/g



	Document <b>Appendix C for the BlackBerry® Smartphone Model  RCS71CW SAR Report</b>		Page <b>17(90)</b>
	Author Data <b>Andrew Becker</b>	Dates of Test <b>October 19 - November 4, 2009</b>	Test Report No <b>RTS-2340-0911-15</b>



0 dB = 0.444mW/g

	Document		Page
	<b>Appendix C for the BlackBerry® Smartphone Model</b> <b>RCS71CW SAR Report</b>		<b>18(90)</b>
Author Data	Dates of Test	Test Report No	FCC ID:
<b>Andrew Becker</b>	<b>October 19 - November 4, 2009</b>	<b>RTS-2340-0911-15</b>	<b>L6ARCS70CW</b>

Date/Time: 04/11/2009 3:43:45 PM

Test Laboratory: RIM TESTING SERVICES

File Name:

[Vertical\\_Holster\\_Back\\_CDMA800\\_mid\\_chan\\_amb\\_temp\\_23.3C\\_liq\\_temp\\_22.0C.da4](#)

**DUT: BlackBerry Smartphone; Type: Sample ; Serial: 30F4F734**

**Program Name: Compliance Testing: (Body worn)**

Communication System: CDMA 800; Frequency: 836.52 MHz; Duty Cycle: 1:1

Medium parameters used (interpolated):  $f = 836.52 \text{ MHz}$ ;  $\sigma = 0.934 \text{ mho/m}$ ;  $\epsilon_r = 53$ ;  $\rho = 1000 \text{ kg/m}^3$

Phantom section: Flat Section

DASY4 Configuration:

- Probe: ET3DV6 - SN1642; ConvF(5.99, 5.99, 5.99); Calibrated: 12/01/2009
- Sensor-Surface: 4mm (Mechanical Surface Detection)
- Electronics: DAE3 Sn472; Calibrated: 03/03/2009
- Phantom: SAM 2; Type: SAM 4.0; Serial: 1080
- Measurement SW: DASY4, V4.7 Build 80; Postprocessing SW: SEMCAD, V1.8 Build 186

**Body/Area Scan (51x91x1):** Measurement grid: dx=15mm, dy=15mm

Maximum value of SAR (interpolated) = 0.403 mW/g


**Body/Zoom Scan (5x5x7) (5x5x7)/Cube 0:** Measurement grid: dx=7.5mm, dy=7.5mm, dz=5mm

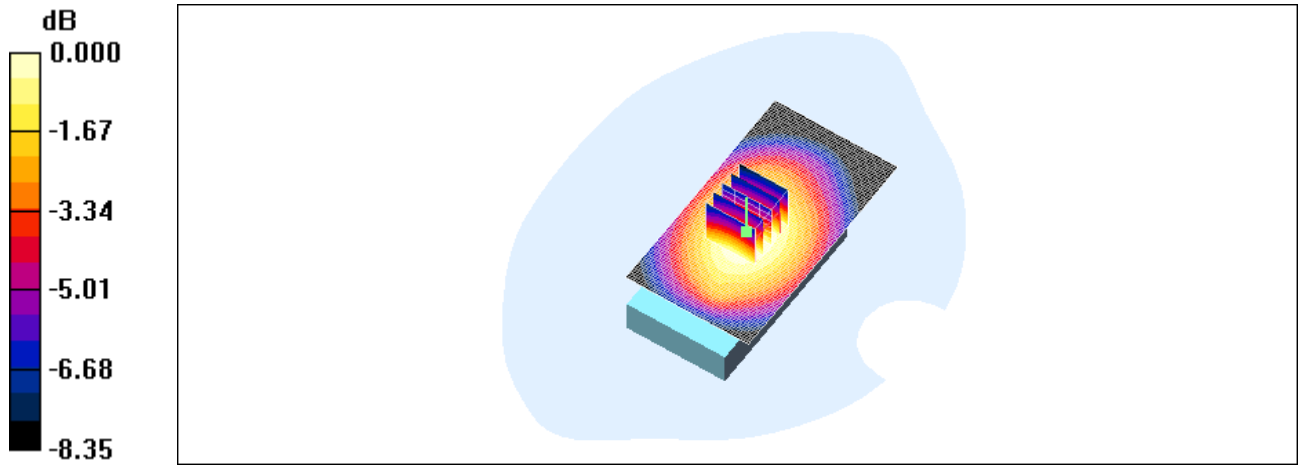
Reference Value = 6.95 V/m; Power Drift = 0.070 dB

Peak SAR (extrapolated) = 0.447 W/kg


**SAR(1 g) = 0.376 mW/g; SAR(10 g) = 0.285 mW/g**

Maximum value of SAR (measured) = 0.394 mW/g

	Document <b>Appendix C for the BlackBerry® Smartphone Model  RCS71CW SAR Report</b>		Page <b>19(90)</b>
	Author Data <b>Andrew Becker</b>	Dates of Test <b>October 19 - November 4, 2009</b>	Test Report No <b>RTS-2340-0911-15</b>



0 dB = 0.394mW/g

	Document		Page
	<b>Appendix C for the BlackBerry® Smartphone Model</b> <b>RCS71CW SAR Report</b>		<b>20(90)</b>
Author Data	Dates of Test	Test Report No	FCC ID:
<b>Andrew Becker</b>	<b>October 19 - November 4, 2009</b>	<b>RTS-2340-0911-15</b>	<b>L6ARCS70CW</b>

Date/Time: 04/11/2009 5:34:30 PM

Test Laboratory: RIM TESTING SERVICES

File Name:

[Vertical\\_Holster\\_Back\\_CDMA800\\_high\\_chan\\_amb\\_temp\\_23.1C\\_liq\\_temp\\_22.0C.da4](#)

**DUT: BlackBerry Smartphone; Type: Sample ; Serial: 30F4F734**

**Program Name: Compliance Testing: (Body worn)**

Communication System: CDMA 800; Frequency: 848.52 MHz; Duty Cycle: 1:1

Medium parameters used (interpolated):  $f = 848.52$  MHz;  $\sigma = 0.947$  mho/m;  $\epsilon_r = 52.9$ ;  $\rho = 1000$  kg/m<sup>3</sup>

Phantom section: Flat Section

DASY4 Configuration:

- Probe: ET3DV6 - SN1642; ConvF(5.99, 5.99, 5.99); Calibrated: 12/01/2009
- Sensor-Surface: 4mm (Mechanical Surface Detection)
- Electronics: DAE3 Sn472; Calibrated: 03/03/2009
- Phantom: SAM 2; Type: SAM 4.0; Serial: 1080
- Measurement SW: DASY4, V4.7 Build 80; Postprocessing SW: SEMCAD, V1.8 Build 186

**Body/Area Scan (51x91x1):** Measurement grid: dx=15mm, dy=15mm

Maximum value of SAR (interpolated) = 0.484 mW/g


**Body/Zoom Scan (5x5x7) (5x5x7)/Cube 0:** Measurement grid: dx=7.5mm, dy=7.5mm, dz=5mm


Reference Value = 21.5 V/m; Power Drift = 0.035 dB

Peak SAR (extrapolated) = 0.539 W/kg


**SAR(1 g) = 0.448 mW/g; SAR(10 g) = 0.338 mW/g**

Maximum value of SAR (measured) = 0.472 mW/g

	Document <b>Appendix C for the BlackBerry® Smartphone Model          RCS71CW SAR Report</b>		Page <b>21(90)</b>
	Author Data <b>Andrew Becker</b>	Dates of Test <b>October 19 - November 4, 2009</b>	Test Report No <b>RTS-2340-0911-15</b>



0 dB = 0.472mW/g

	Document		Page
	<b>Appendix C for the BlackBerry® Smartphone Model RCS71CW SAR Report</b>		<b>22(90)</b>
Author Data	Dates of Test	Test Report No	FCC ID:
<b>Andrew Becker</b>	<b>October 19 - November 4, 2009</b>	<b>RTS-2340-0911-15</b>	<b>L6ARCS70CW</b>

Date/Time: 04/11/2009 5:54:29 PM

Test Laboratory: RIM TESTING SERVICES

File Name:

[Horizontal\\_Holster\\_Back\\_CDMA800\\_high\\_chan\\_amb\\_temp\\_23.8C\\_liq\\_temp\\_22.1C.da  
4](#)

**DUT: BlackBerry Smartphone; Type: Sample ; Serial: 30F4F734  
Program Name: Compliance Testing: (Body worn)**

Communication System: CDMA 800; Frequency: 848.52 MHz; Duty Cycle: 1:1  
Medium parameters used (interpolated):  $f = 848.52$  MHz;  $\sigma = 0.947$  mho/m;  $\epsilon_r = 52.9$ ;  $\rho = 1000$  kg/m<sup>3</sup>

Phantom section: Flat Section

DASY4 Configuration:

- Probe: ET3DV6 - SN1642; ConvF(5.99, 5.99, 5.99); Calibrated: 12/01/2009
- Sensor-Surface: 4mm (Mechanical Surface Detection)
- Electronics: DAE3 Sn472; Calibrated: 03/03/2009
- Phantom: SAM 2; Type: SAM 4.0; Serial: 1080
- Measurement SW: DASY4, V4.7 Build 80; Postprocessing SW: SEMCAD, V1.8 Build 186

**Body/Area Scan (51x91x1):** Measurement grid: dx=15mm, dy=15mm  
Maximum value of SAR (interpolated) = 0.479 mW/g


**Body/Zoom Scan (5x5x7) (5x5x7)/Cube 0:** Measurement grid: dx=7.5mm,  
dy=7.5mm, dz=5mm


Reference Value = 21.4 V/m; Power Drift = -0.187 dB

Peak SAR (extrapolated) = 0.534 W/kg


**SAR(1 g) = 0.443 mW/g; SAR(10 g) = 0.333 mW/g**

Maximum value of SAR (measured) = 0.471 mW/g

	Document <b>Appendix C for the BlackBerry® Smartphone Model</b> <b>RCS71CW SAR Report</b>		Page <b>23(90)</b>
	Author Data <b>Andrew Becker</b>	Dates of Test <b>October 19 - November 4, 2009</b>	Test Report No <b>RTS-2340-0911-15</b>



0 dB = 0.471mW/g

	Document		Page
	<b>Appendix C for the BlackBerry® Smartphone Model</b> <b>RCS71CW SAR Report</b>		<b>24(90)</b>
Author Data	Dates of Test	Test Report No	FCC ID:
<b>Andrew Becker</b>	<b>October 19 - November 4, 2009</b>	<b>RTS-2340-0911-15</b>	<b>L6ARCS70CW</b>

Date/Time: 04/11/2009 6:24:09 PM

Test Laboratory: RIM TESTING SERVICES

File Name:

[Vertical\\_Holster\\_Front\\_CDMA800\\_high\\_chan\\_amb\\_temp\\_23.3C\\_liq\\_temp\\_22.1C.da4](#)

**DUT: BlackBerry Smartphone; Type: Sample ; Serial: 30F4F734**

**Program Name: Compliance Testing: (Body worn)**

Communication System: CDMA 800; Frequency: 848.52 MHz; Duty Cycle: 1:1

Medium parameters used (interpolated):  $f = 848.52 \text{ MHz}$ ;  $\sigma = 0.947 \text{ mho/m}$ ;  $\epsilon_r = 52.9$ ;  $\rho = 1000 \text{ kg/m}^3$

Phantom section: Flat Section

DASY4 Configuration:

- Probe: ET3DV6 - SN1642; ConvF(5.99, 5.99, 5.99); Calibrated: 12/01/2009
- Sensor-Surface: 4mm (Mechanical Surface Detection)
- Electronics: DAE3 Sn472; Calibrated: 03/03/2009
- Phantom: SAM 2; Type: SAM 4.0; Serial: 1080
- Measurement SW: DASY4, V4.7 Build 80; Postprocessing SW: SEMCAD, V1.8 Build 186

**Body/Area Scan (51x91x1):** Measurement grid: dx=15mm, dy=15mm.

Maximum value of SAR (interpolated) = 0.523 mW/g

**Body/Zoom Scan (5x5x7) (5x5x7)/Cube 0:** Measurement grid: dx=7.5mm, dy=7.5mm, dz=5mm


Reference Value = 21.7 V/m; Power Drift = -0.079 dB


Peak SAR (extrapolated) = 0.582 W/kg

**SAR(1 g) = 0.495 mW/g; SAR(10 g) = 0.377 mW/g**


Maximum value of SAR (measured) = 0.520 mW/g



	Document <b>Appendix C for the BlackBerry® Smartphone Model</b> <b>RCS71CW SAR Report</b>		Page <b>25(90)</b>
	Author Data <b>Andrew Becker</b>	Dates of Test <b>October 19 - November 4, 2009</b>	Test Report No <b>RTS-2340-0911-15</b>



0 dB = 0.520mW/g

	Document		Page
	<b>Appendix C for the BlackBerry® Smartphone Model RCS71CW SAR Report</b>		<b>26(90)</b>
Author Data	Dates of Test	Test Report No	FCC ID:
<b>Andrew Becker</b>	<b>October 19 - November 4, 2009</b>	<b>RTS-2340-0911-15</b>	<b>L6ARCS70CW</b>

Date/Time: 04/11/2009 6:49:59 PM

Test Laboratory: RIM TESTING SERVICES

File Name:

[Vertical\\_Holster\\_Front\\_Headset3\\_CDMA800\\_high\\_chan\\_amb\\_temp\\_23.1C\\_liq\\_temp\\_2.1C.da4](#)

**DUT: BlackBerry Smartphone; Type: Sample ; Serial: 30F4F734**  
**Program Name: Compliance Testing: (Body worn)**

Communication System: CDMA 800; Frequency: 848.52 MHz; Duty Cycle: 1:1  
Medium parameters used (interpolated):  $f = 848.52 \text{ MHz}$ ;  $\sigma = 0.947 \text{ mho/m}$ ;  $\epsilon_r = 52.9$ ;  $\rho = 1000 \text{ kg/m}^3$

Phantom section: Flat Section

DASY4 Configuration:

- Probe: ET3DV6 - SN1642; ConvF(5.99, 5.99, 5.99); Calibrated: 12/01/2009
- Sensor-Surface: 4mm (Mechanical Surface Detection)
- Electronics: DAE3 Sn472; Calibrated: 03/03/2009
- Phantom: SAM 2; Type: SAM 4.0; Serial: 1080
- Measurement SW: DASY4, V4.7 Build 80; Postprocessing SW: SEMCAD, V1.8 Build 186

**Body/Area Scan (51x91x1):** Measurement grid: dx=15mm, dy=15mm  
Maximum value of SAR (interpolated) = 0.416 mW/g


**Body/Zoom Scan (5x5x7) (5x5x7)/Cube 0:** Measurement grid: dx=7.5mm, dy=7.5mm, dz=5mm


Reference Value = 18.8 V/m; Power Drift = -0.019 dB

Peak SAR (extrapolated) = 0.474 W/kg


**SAR(1 g) = 0.399 mW/g; SAR(10 g) = 0.304 mW/g.**

Maximum value of SAR (measured) = 0.417 mW/g

	Document <b>Appendix C for the BlackBerry® Smartphone Model  RCS71CW SAR Report</b>		Page <b>27(90)</b>
	Author Data <b>Andrew Becker</b>	Dates of Test <b>October 19 - November 4, 2009</b>	Test Report No <b>RTS-2340-0911-15</b>



0 dB = 0.417mW/g

	Document		Page
	<b>Appendix C for the BlackBerry® Smartphone Model</b> <b>RCS71CW SAR Report</b>		<b>28(90)</b>
Author Data	Dates of Test	Test Report No	FCC ID:
<b>Andrew Becker</b>	<b>October 19 - November 4, 2009</b>	<b>RTS-2340-0911-15</b>	<b>L6ARCS70CW</b>

Date/Time: 04/11/2009 7:31:14 PM

Test Laboratory: RIM TESTING SERVICES

File Name:

[Body\\_25mm\\_Back\\_CDMA800\\_high\\_chan\\_amb\\_temp\\_23.2C\\_liq\\_temp\\_22.1C.da4](#)

**DUT: BlackBerry Smartphone; Type: Sample ; Serial: 30F4F734**

**Program Name: Compliance Testing: (Body worn)**

Communication System: CDMA 800; Frequency: 848.52 MHz; Duty Cycle: 1:1

Medium parameters used (interpolated):  $f = 848.52$  MHz;  $\sigma = 0.947$  mho/m;  $\epsilon_r = 52.9$ ;  $\rho = 1000$  kg/m<sup>3</sup>

Phantom section: Flat Section

DASY4 Configuration:

- Probe: ET3DV6 - SN1642; ConvF(5.99, 5.99, 5.99); Calibrated: 12/01/2009
- Sensor-Surface: 4mm (Mechanical Surface Detection)
- Electronics: DAE3 Sn472; Calibrated: 03/03/2009
- Phantom: SAM 2; Type: SAM 4.0; Serial: 1080
- Measurement SW: DASY4, V4.7 Build 80; Postprocessing SW: SEMCAD, V1.8 Build 186

**Body/Area Scan (51x91x1):** Measurement grid: dx=15mm, dy=15mm

Maximum value of SAR (interpolated) = 0.401 mW/g


**Body/Zoom Scan (5x5x7) (5x5x7)/Cube 0:** Measurement grid: dx=7.5mm, dy=7.5mm, dz=5mm


Reference Value = 17.2 V/m; Power Drift = -0.105 dB

Peak SAR (extrapolated) = 0.455 W/kg


**SAR(1 g) = 0.379 mW/g; SAR(10 g) = 0.287 mW/g.**

Maximum value of SAR (measured) = 0.399 mW/g

	Document <b>Appendix C for the BlackBerry® Smartphone Model  RCS71CW SAR Report</b>		Page <b>29(90)</b>
	Author Data <b>Andrew Becker</b>	Dates of Test <b>October 19 - November 4, 2009</b>	Test Report No <b>RTS-2340-0911-15</b>



0 dB = 0.399mW/g

	Document		Page
	<b>Appendix C for the BlackBerry® Smartphone Model</b> <b>RCS71CW SAR Report</b>		<b>30(90)</b>
Author Data	Dates of Test	Test Report No	FCC ID:
<b>Andrew Becker</b>	<b>October 19 - November 4, 2009</b>	<b>RTS-2340-0911-15</b>	<b>L6ARCS70CW</b>

Date/Time: 30/10/2009 1:15:31 AM

Test Laboratory: RIM TESTING SERVICES

File Name:

[Vertical\\_Holster\\_Back\\_GPRS1900\\_low\\_chan\\_amb\\_temp\\_23.0C\\_liq\\_temp\\_22.1C.da4](#)

**DUT: BlackBerry Smartphone; Type: Sample ; Serial: 30F4F734**

**Program Name: Compliance Testing: (Body worn)**

Communication System: GPRS 1900; Frequency: 1850.2 MHz; Duty Cycle: 1:4.2  
Medium parameters used (interpolated):  $f = 1850.2$  MHz;  $\sigma = 1.53$  mho/m;  $\epsilon_r = 51$ ;  $\rho = 1000$  kg/m<sup>3</sup>

Phantom section: Flat Section

DASY4 Configuration:

- Probe: ET3DV6 - SN1642; ConvF(4.71, 4.71, 4.71); Calibrated: 12/01/2009
- Sensor-Surface: 4mm (Mechanical Surface Detection)
- Electronics: DAE3 Sn472; Calibrated: 03/03/2009
- Phantom: SAM 2; Type: SAM 4.0; Serial: 1080
- Measurement SW: DASY4, V4.7 Build 80; Postprocessing SW: SEMCAD, V1.8 Build 186

**Body/Area Scan (51x91x1):** Measurement grid: dx=15mm, dy=15mm

Maximum value of SAR (interpolated) = 0.243 mW/g


**Body/Zoom Scan (5x5x7) (5x5x7)/Cube 0:** Measurement grid: dx=7.5mm, dy=7.5mm, dz=5mm


Reference Value = 3.95 V/m; Power Drift = -0.121 dB

Peak SAR (extrapolated) = 0.318 W/kg


**SAR(1 g) = 0.221 mW/g; SAR(10 g) = 0.139 mW/g**

Maximum value of SAR (measured) = 0.242 mW/g

	Document <b>Appendix C for the BlackBerry® Smartphone Model</b> <b>RCS71CW SAR Report</b>		Page <b>31(90)</b>
	Author Data <b>Andrew Becker</b>	Dates of Test <b>October 19 - November 4, 2009</b>	Test Report No <b>RTS-2340-0911-15</b>



0 dB = 0.242mW/g

	Document		Page
	<b>Appendix C for the BlackBerry® Smartphone Model RCS71CW SAR Report</b>		<b>32(90)</b>
Author Data	Dates of Test	Test Report No	FCC ID:
<b>Andrew Becker</b>	<b>October 19 - November 4, 2009</b>	<b>RTS-2340-0911-15</b>	<b>L6ARCS70CW</b>

Date/Time: 30/10/2009 1:37:09 AM

Test Laboratory: RIM TESTING SERVICES

File Name:

[Vertical\\_Holster\\_Back\\_GPRS1900\\_mid\\_chan\\_amb\\_temp\\_23.2C\\_liq\\_temp\\_22.2C.da4](#)

**DUT: BlackBerry Smartphone; Type: Sample ; Serial: 30F4F734**

**Program Name: Compliance Testing: (Body worn)**

Communication System: GPRS 1900; Frequency: 1880 MHz; Duty Cycle: 1:4.2

Medium parameters used:  $f = 1880$  MHz;  $\sigma = 1.56$  mho/m;  $\epsilon_r = 50.9$ ;  $\rho = 1000$  kg/m<sup>3</sup>

Phantom section: Flat Section

DASY4 Configuration:

- Probe: ET3DV6 - SN1642; ConvF(4.71, 4.71, 4.71); Calibrated: 12/01/2009
- Sensor-Surface: 4mm (Mechanical Surface Detection)
- Electronics: DAE3 Sn472; Calibrated: 03/03/2009
- Phantom: SAM 2; Type: SAM 4.0; Serial: 1080
- Measurement SW: DASY4, V4.7 Build 80; Postprocessing SW: SEMCAD, V1.8 Build 186

**Body/Area Scan (51x91x1):** Measurement grid: dx=15mm, dy=15mm

Maximum value of SAR (interpolated) = 0.294 mW/g

**Body/Zoom Scan (5x5x7) (5x5x7)/Cube 0:** Measurement grid: dx=7.5mm, dy=7.5mm, dz=5mm


Reference Value = 3.22 V/m; Power Drift = 0.590 dB


Peak SAR (extrapolated) = 0.391 W/kg

**SAR(1 g) = 0.270 mW/g; SAR(10 g) = 0.169 mW/g**


Maximum value of SAR (measured) = 0.294 mW/g



	Document <b>Appendix C for the BlackBerry® Smartphone Model  RCS71CW SAR Report</b>		Page <b>33(90)</b>
	Author Data <b>Andrew Becker</b>	Dates of Test <b>October 19 - November 4, 2009</b>	Test Report No <b>RTS-2340-0911-15</b>



0 dB = 0.294mW/g

	Document		Page
	<b>Appendix C for the BlackBerry® Smartphone Model RCS71CW SAR Report</b>		<b>34(90)</b>
Author Data	Dates of Test	Test Report No	FCC ID:
<b>Andrew Becker</b>	<b>October 19 - November 4, 2009</b>	<b>RTS-2340-0911-15</b>	<b>L6ARCS70CW</b>

Date/Time: 30/10/2009 4:16:48 PM

Test Laboratory: RIM TESTING SERVICES

File Name:

[Vertical\\_Holster\\_Back\\_GPRS1900\\_high\\_chan\\_amb\\_temp\\_23.2C\\_liq\\_temp\\_22.2C.da4](#)

**DUT: BlackBerry Smartphone; Type: Sample ; Serial: 30F4F734**

**Program Name: Compliance Testing: (Body worn)**

Communication System: GPRS 1900; Frequency: 1909.8 MHz; Duty Cycle: 1:4.2  
Medium parameters used:  $f = 1910$  MHz;  $\sigma = 1.59$  mho/m;  $\epsilon_r = 50.8$ ;  $\rho = 1000$  kg/m<sup>3</sup>  
Phantom section: Flat Section

DASY4 Configuration:

- Probe: ET3DV6 - SN1642; ConvF(4.71, 4.71, 4.71); Calibrated: 12/01/2009
- Sensor-Surface: 4mm (Mechanical Surface Detection)
- Electronics: DAE3 Sn472; Calibrated: 03/03/2009
- Phantom: SAM 2; Type: SAM 4.0; Serial: 1080
- Measurement SW: DASY4, V4.7 Build 80; Postprocessing SW: SEMCAD, V1.8 Build 186

**Body/Area Scan (51x91x1):** Measurement grid: dx=15mm, dy=15mm

Maximum value of SAR (interpolated) = 0.346 mW/g


**Body/Zoom Scan (5x5x7) (5x5x7)/Cube 0:** Measurement grid: dx=7.5mm, dy=7.5mm, dz=5mm


Reference Value = 3.41 V/m; Power Drift = -0.115 dB

Peak SAR (extrapolated) = 0.469 W/kg


**SAR(1 g) = 0.314 mW/g; SAR(10 g) = 0.194 mW/g**

Maximum value of SAR (measured) = 0.346 mW/g

	Document <b>Appendix C for the BlackBerry® Smartphone Model</b> <b>RCS71CW SAR Report</b>		Page <b>35(90)</b>
	Author Data <b>Andrew Becker</b>	Dates of Test <b>October 19 - November 4, 2009</b>	Test Report No <b>RTS-2340-0911-15</b>



0 dB = 0.346mW/g

	Document		Page
	<b>Appendix C for the BlackBerry® Smartphone Model RCS71CW SAR Report</b>		<b>36(90)</b>
Author Data	Dates of Test	Test Report No	FCC ID:
<b>Andrew Becker</b>	<b>October 19 - November 4, 2009</b>	<b>RTS-2340-0911-15</b>	<b>L6ARCS70CW</b>

Date/Time: 30/10/2009 5:01:52 PM

Test Laboratory: RIM TESTING SERVICES

File Name:

[Horizontal\\_Holster\\_Back\\_GPRS1900\\_high\\_chan\\_amb\\_temp\\_23.4C\\_liq\\_temp\\_22.0C.da  
4](#)

**DUT: BlackBerry Smartphone; Type: Sample ; Serial: 30F4F734**  
**Program Name: Compliance Testing: (Body worn)**


Communication System: GPRS 1900; Frequency: 1909.8 MHz; Duty Cycle: 1:4.2  
Medium parameters used:  $f = 1910$  MHz;  $\sigma = 1.59$  mho/m;  $\epsilon_r = 50.8$ ;  $\rho = 1000$  kg/m<sup>3</sup>  
Phantom section: Flat Section


DASY4 Configuration:

- Probe: ET3DV6 - SN1642; ConvF(4.71, 4.71, 4.71); Calibrated: 12/01/2009
- Sensor-Surface: 4mm (Mechanical Surface Detection)
- Electronics: DAE3 Sn472; Calibrated: 03/03/2009
- Phantom: SAM 2; Type: SAM 4.0; Serial: 1080
- Measurement SW: DASY4, V4.7 Build 80; Postprocessing SW: SEMCAD, V1.8 Build 186


**Body/Area Scan (51x91x1):** Measurement grid: dx=15mm, dy=15mm  
Maximum value of SAR (interpolated) = 0.320 mW/g

**Body/Zoom Scan (5x5x7) (5x5x7)/Cube 0:** Measurement grid: dx=7.5mm, dy=7.5mm, dz=5mm  
Reference Value = 4.25 V/m; Power Drift = 0.266 dB  
Peak SAR (extrapolated) = 0.428 W/kg  
**SAR(1 g) = 0.293 mW/g; SAR(10 g) = 0.185 mW/g**  
Maximum value of SAR (measured) = 0.321 mW/g

	Document <b>Appendix C for the BlackBerry® Smartphone Model</b> <b>RCS71CW SAR Report</b>		Page <b>37(90)</b>
	Author Data <b>Andrew Becker</b>	Dates of Test <b>October 19 - November 4, 2009</b>	Test Report No <b>RTS-2340-0911-15</b>



0 dB = 0.321mW/g

	Document		Page
	<b>Appendix C for the BlackBerry® Smartphone Model RCS71CW SAR Report</b>		<b>38(90)</b>
Author Data	Dates of Test	Test Report No	FCC ID:
<b>Andrew Becker</b>	<b>October 19 - November 4, 2009</b>	<b>RTS-2340-0911-15</b>	<b>L6ARCS70CW</b>

Date/Time: 30/10/2009 5:44:14 PM

Test Laboratory: RIM TESTING SERVICES

File Name:

[Vertical\\_Holster\\_Front\\_GPRS1900\\_high\\_chan\\_amb\\_temp\\_23.9C\\_liq\\_temp\\_22.1C.da4](#)

**DUT: BlackBerry Smartphone; Type: Sample ; Serial: 30F4F734**

**Program Name: Compliance Testing: (Body worn)**

Communication System: GPRS 1900; Frequency: 1909.8 MHz; Duty Cycle: 1:4.2  
Medium parameters used:  $f = 1910$  MHz;  $\sigma = 1.59$  mho/m;  $\epsilon_r = 50.8$ ;  $\rho = 1000$  kg/m<sup>3</sup>  
Phantom section: Flat Section

DASY4 Configuration:

- Probe: ET3DV6 - SN1642; ConvF(4.71, 4.71, 4.71); Calibrated: 12/01/2009
- Sensor-Surface: 4mm (Mechanical Surface Detection)
- Electronics: DAE3 Sn472; Calibrated: 03/03/2009
- Phantom: SAM 2; Type: SAM 4.0; Serial: 1080
- Measurement SW: DASY4, V4.7 Build 80; Postprocessing SW: SEMCAD, V1.8 Build 186

**Body/Area Scan (51x91x1):** Measurement grid: dx=15mm, dy=15mm

Maximum value of SAR (interpolated) = 0.173 mW/g


**Body/Zoom Scan (5x5x7) (5x5x7)/Cube 0:** Measurement grid: dx=7.5mm, dy=7.5mm, dz=5mm


Reference Value = 4.41 V/m; Power Drift = 0.150 dB

Peak SAR (extrapolated) = 0.231 W/kg


**SAR(1 g) = 0.159 mW/g; SAR(10 g) = 0.101 mW/g**

Maximum value of SAR (measured) = 0.172 mW/g

	Document <b>Appendix C for the BlackBerry® Smartphone Model  RCS71CW SAR Report</b>		Page <b>39(90)</b>
	Author Data <b>Andrew Becker</b>	Dates of Test <b>October 19 - November 4, 2009</b>	Test Report No <b>RTS-2340-0911-15</b>



0 dB = 0.172mW/g

	Document		Page
	<b>Appendix C for the BlackBerry® Smartphone Model RCS71CW SAR Report</b>		<b>40(90)</b>
Author Data	Dates of Test	Test Report No	FCC ID:
<b>Andrew Becker</b>	<b>October 19 - November 4, 2009</b>	<b>RTS-2340-0911-15</b>	<b>L6ARCS70CW</b>

Date/Time: 30/10/2009 6:04:11 PM

Test Laboratory: RIM TESTING SERVICES

File Name:

[Vertical\\_Holster\\_Back\\_Headset1\\_GPRS1900\\_high\\_chan\\_amb\\_temp\\_23.9C\\_liq\\_temp\\_2.2C.da4](#)

**DUT: BlackBerry Smartphone; Type: Sample ; Serial: 30F4F734**  
**Program Name: Compliance Testing: (Body worn)**

Communication System: GPRS 1900; Frequency: 1909.8 MHz; Duty Cycle: 1:4.2  
Medium parameters used:  $f = 1910$  MHz;  $\sigma = 1.59$  mho/m;  $\epsilon_r = 50.8$ ;  $\rho = 1000$  kg/m<sup>3</sup>  
Phantom section: Flat Section


DASY4 Configuration:


- Probe: ET3DV6 - SN1642; ConvF(4.71, 4.71, 4.71); Calibrated: 12/01/2009
- Sensor-Surface: 4mm (Mechanical Surface Detection)
- Electronics: DAE3 Sn472; Calibrated: 03/03/2009
- Phantom: SAM 2; Type: SAM 4.0; Serial: 1080
- Measurement SW: DASY4, V4.7 Build 80; Postprocessing SW: SEMCAD, V1.8 Build 186

**Body/Area Scan (51x91x1):** Measurement grid: dx=15mm, dy=15mm  
Maximum value of SAR (interpolated) = 0.339 mW/g


**Body/Zoom Scan (5x5x7) (5x5x7)/Cube 0:** Measurement grid: dx=7.5mm, dy=7.5mm, dz=5mm  
Reference Value = 3.93 V/m; Power Drift = 0.320 dB  
Peak SAR (extrapolated) = 0.448 W/kg  
**SAR(1 g) = 0.309 mW/g; SAR(10 g) = 0.191 mW/g**  
Maximum value of SAR (measured) = 0.337 mW/g



	Document <b>Appendix C for the BlackBerry® Smartphone Model</b> <b>RCS71CW SAR Report</b>		Page <b>41(90)</b>
	Author Data <b>Andrew Becker</b>	Dates of Test <b>October 19 - November 4, 2009</b>	Test Report No <b>RTS-2340-0911-15</b>



0 dB = 0.337mW/g

	Document		Page
	<b>Appendix C for the BlackBerry® Smartphone Model RCS71CW SAR Report</b>		<b>42(90)</b>
Author Data	Dates of Test	Test Report No	FCC ID:
<b>Andrew Becker</b>	<b>October 19 - November 4, 2009</b>	<b>RTS-2340-0911-15</b>	<b>L6ARCS70CW</b>

Date/Time: 30/10/2009 6:33:32 PM

Test Laboratory: RIM TESTING SERVICES

File Name:

[Vertical\\_Holster\\_Back\\_Headset2\\_GPRS1900\\_high\\_chan\\_amb\\_temp\\_23.2C\\_liq\\_temp\\_22.2C.da4](#)

**DUT: BlackBerry Smartphone; Type: Sample ; Serial: 30F4F734**  
**Program Name: Compliance Testing: (Body worn)**


Communication System: GPRS 1900; Frequency: 1909.8 MHz; Duty Cycle: 1:4.2  
Medium parameters used:  $f = 1910$  MHz;  $\sigma = 1.59$  mho/m;  $\epsilon_r = 50.8$ ;  $\rho = 1000$  kg/m<sup>3</sup>  
Phantom section: Flat Section

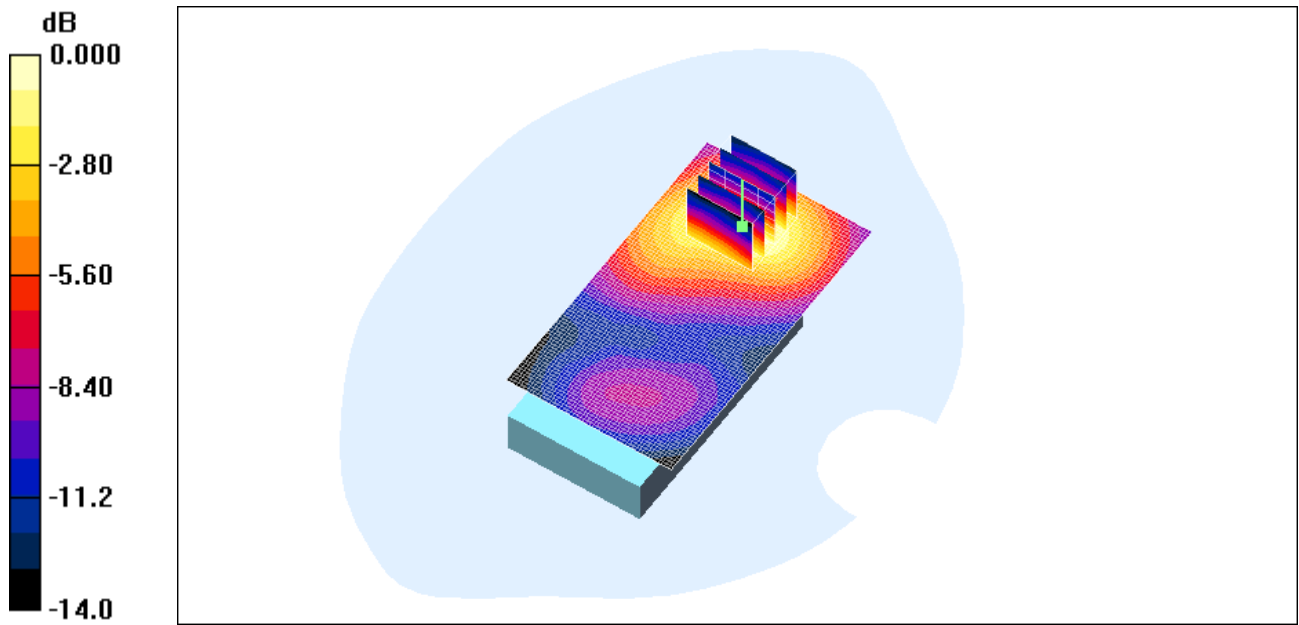
DASY4 Configuration:

- Probe: ET3DV6 - SN1642; ConvF(4.71, 4.71, 4.71); Calibrated: 12/01/2009
- Sensor-Surface: 4mm (Mechanical Surface Detection)
- Electronics: DAE3 Sn472; Calibrated: 03/03/2009
- Phantom: SAM 2; Type: SAM 4.0; Serial: 1080
- Measurement SW: DASY4, V4.7 Build 80; Postprocessing SW: SEMCAD, V1.8 Build 186


**Body/Area Scan (51x91x1):** Measurement grid: dx=15mm, dy=15mm  
Maximum value of SAR (interpolated) = 0.336 mW/g

**Body/Zoom Scan (5x5x7) (5x5x7)/Cube 0:** Measurement grid: dx=7.5mm, dy=7.5mm, dz=5mm  
Reference Value = 4.32 V/m; Power Drift = -0.153 dB  
Peak SAR (extrapolated) = 0.455 W/kg  
**SAR(1 g) = 0.309 mW/g; SAR(10 g) = 0.189 mW/g**  
Maximum value of SAR (measured) = 0.339 mW/g

	Document <b>Appendix C for the BlackBerry® Smartphone Model</b> <b>RCS71CW SAR Report</b>		Page <b>43(90)</b>
	Author Data <b>Andrew Becker</b>	Dates of Test <b>October 19 - November 4, 2009</b>	Test Report No <b>RTS-2340-0911-15</b>



0 dB = 0.339mW/g

	Document		Page
	<b>Appendix C for the BlackBerry® Smartphone Model RCS71CW SAR Report</b>		<b>44(90)</b>
Author Data	Dates of Test	Test Report No	FCC ID:
<b>Andrew Becker</b>	<b>October 19 - November 4, 2009</b>	<b>RTS-2340-0911-15</b>	<b>L6ARCS70CW</b>

Date/Time: 30/10/2009 6:55:45 PM

Test Laboratory: RIM TESTING SERVICES

File Name:

[Vertical\\_Holster\\_Back\\_Headset3\\_GPRS1900\\_high\\_chan\\_amb\\_temp\\_23.2C\\_liq\\_temp\\_2\\_2.2C.da4](#)

**DUT: BlackBerry Smartphone; Type: Sample ; Serial: 30F4F734**

**Program Name: Compliance Testing: (Body worn)**

Communication System: GPRS 1900; Frequency: 1909.8 MHz; Duty Cycle: 1:4.2  
Medium parameters used:  $f = 1910$  MHz;  $\sigma = 1.59$  mho/m;  $\epsilon_r = 50.8$ ;  $\rho = 1000$  kg/m<sup>3</sup>  
Phantom section: Flat Section

DASY4 Configuration:

- Probe: ET3DV6 - SN1642; ConvF(4.71, 4.71, 4.71); Calibrated: 12/01/2009
- Sensor-Surface: 4mm (Mechanical Surface Detection)
- Electronics: DAE3 Sn472; Calibrated: 03/03/2009
- Phantom: SAM 2; Type: SAM 4.0; Serial: 1080
- Measurement SW: DASY4, V4.7 Build 80; Postprocessing SW: SEMCAD, V1.8 Build 186

**Body/Area Scan (51x91x1):** Measurement grid: dx=15mm, dy=15mm

Maximum value of SAR (interpolated) = 0.340 mW/g


**Body/Zoom Scan (5x5x7) (5x5x7)/Cube 0:** Measurement grid: dx=7.5mm, dy=7.5mm, dz=5mm


Reference Value = 5.29 V/m; Power Drift = 0.111 dB

Peak SAR (extrapolated) = 0.465 W/kg


**SAR(1 g) = 0.311 mW/g; SAR(10 g) = 0.191 mW/g**

Maximum value of SAR (measured) = 0.342 mW/g

	Document <b>Appendix C for the BlackBerry® Smartphone Model</b> <b>RCS71CW SAR Report</b>		Page <b>45(90)</b>
	Author Data <b>Andrew Becker</b>	Dates of Test <b>October 19 - November 4, 2009</b>	Test Report No <b>RTS-2340-0911-15</b>



0 dB = 0.342mW/g

	Document		Page
	<b>Appendix C for the BlackBerry® Smartphone Model RCS71CW SAR Report</b>		<b>46(90)</b>
Author Data	Dates of Test	Test Report No	FCC ID:
<b>Andrew Becker</b>	<b>October 19 - November 4, 2009</b>	<b>RTS-2340-0911-15</b>	<b>L6ARCS70CW</b>

Date/Time: 30/10/2009 7:39:16 PM

Test Laboratory: RIM TESTING SERVICES

File Name:

[25mm Spacer GPRS1900\\_high\\_chan\\_amb\\_temp\\_24.1C\\_liq\\_temp\\_22.3C.da4](#)

**DUT: BlackBerry Smartphone; Type: Sample ; Serial: 30F4F734**

**Program Name: Compliance Testing: (Body worn)**

Communication System: GPRS 1900; Frequency: 1909.8 MHz; Duty Cycle: 1:4.2  
Medium parameters used:  $f = 1910$  MHz;  $\sigma = 1.59$  mho/m;  $\epsilon_r = 50.8$ ;  $\rho = 1000$  kg/m<sup>3</sup>  
Phantom section: Flat Section

DASY4 Configuration:

- Probe: ET3DV6 - SN1642; ConvF(4.71, 4.71, 4.71); Calibrated: 12/01/2009
- Sensor-Surface: 4mm (Mechanical Surface Detection)
- Electronics: DAE3 Sn472; Calibrated: 03/03/2009
- Phantom: SAM 2; Type: SAM 4.0; Serial: 1080
- Measurement SW: DASY4, V4.7 Build 80; Postprocessing SW: SEMCAD, V1.8 Build 186

**Body/Area Scan (51x91x1):** Measurement grid: dx=15mm, dy=15mm

Maximum value of SAR (interpolated) = 0.243 mW/g


**Body/Zoom Scan (5x5x7) (5x5x7)/Cube 0:** Measurement grid: dx=7.5mm, dy=7.5mm, dz=5mm

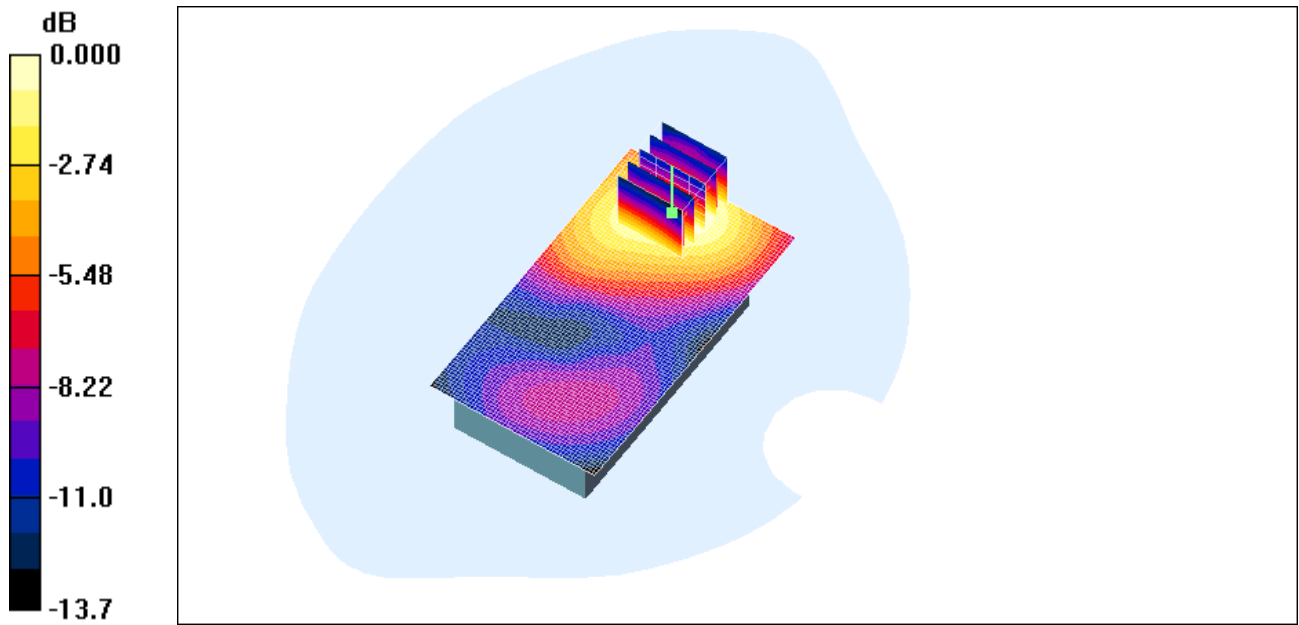
Reference Value = 4.57 V/m; Power Drift = 0.022 dB

Peak SAR (extrapolated) = 0.330 W/kg


**SAR(1 g) = 0.225 mW/g; SAR(10 g) = 0.143 mW/g**

Maximum value of SAR (measured) = 0.244 mW/g

	Document <b>Appendix C for the BlackBerry® Smartphone Model</b> <b>RCS71CW SAR Report</b>		Page <b>47(90)</b>
	Author Data <b>Andrew Becker</b>	Dates of Test <b>October 19 - November 4, 2009</b>	Test Report No <b>RTS-2340-0911-15</b>



0 dB = 0.244mW/g

	Document		Page
	<b>Appendix C for the BlackBerry® Smartphone Model RCS71CW SAR Report</b>		<b>48(90)</b>
Author Data	Dates of Test	Test Report No	FCC ID:
<b>Andrew Becker</b>	<b>October 19 - November 4, 2009</b>	<b>RTS-2340-0911-15</b>	<b>L6ARCS70CW</b>

Date/Time: 30/10/2009 8:56:53 PM

Test Laboratory: RIM TESTING SERVICES

File Name:

[Vertical\\_Holster\\_Back\\_GPRS1900\\_3slots\\_high\\_chan\\_amb\\_temp\\_23.2C\\_liq\\_temp\\_22.2C.da4](#)

**DUT: BlackBerry Smartphone; Type: Sample ; Serial: 30F4F734**  
**Program Name: Compliance Testing: (Body worn)**

Communication System: GPRS 1900 (3-slots); Frequency: 1909.8 MHz; Duty Cycle: 1:2.8

Medium parameters used:  $f = 1910$  MHz;  $\sigma = 1.59$  mho/m;  $\epsilon_r = 50.8$ ;  $\rho = 1000$  kg/m<sup>3</sup>

Phantom section: Flat Section

DASY4 Configuration:

- Probe: ET3DV6 - SN1642; ConvF(4.71, 4.71, 4.71); Calibrated: 12/01/2009
- Sensor-Surface: 4mm (Mechanical Surface Detection)
- Electronics: DAE3 Sn472; Calibrated: 03/03/2009
- Phantom: SAM 2; Type: SAM 4.0; Serial: 1080
- Measurement SW: DASY4, V4.7 Build 80; Postprocessing SW: SEMCAD, V1.8 Build 186

**Body/Area Scan (51x91x1):** Measurement grid: dx=15mm, dy=15mm  
Maximum value of SAR (interpolated) = 0.287 mW/g

**Body/Zoom Scan (5x5x7) (5x5x7)/Cube 0:** Measurement grid: dx=7.5mm, dy=7.5mm, dz=5mm


Reference Value = 11.6 V/m; Power Drift = -0.073 dB


Peak SAR (extrapolated) = 0.393 W/kg

**SAR(1 g) = 0.266 mW/g; SAR(10 g) = 0.164 mW/g**


Maximum value of SAR (measured) = 0.291 mW/g



	Document <b>Appendix C for the BlackBerry® Smartphone Model</b> <b>RCS71CW SAR Report</b>		Page <b>49(90)</b>
	Author Data <b>Andrew Becker</b>	Dates of Test <b>October 19 - November 4, 2009</b>	Test Report No <b>RTS-2340-0911-15</b>



0 dB = 0.291mW/g

	Document		Page
	<b>Appendix C for the BlackBerry® Smartphone Model RCS71CW SAR Report</b>		<b>50(90)</b>
Author Data	Dates of Test	Test Report No	FCC ID:
<b>Andrew Becker</b>	<b>October 19 - November 4, 2009</b>	<b>RTS-2340-0911-15</b>	<b>L6ARCS70CW</b>

Date/Time: 30/10/2009 9:26:45 PM

Test Laboratory: RIM TESTING SERVICES

File Name:

[Vertical\\_Holster\\_Back\\_GPRS1900\\_4slots\\_high\\_chan\\_amb\\_temp\\_23.9C\\_liq\\_temp\\_22.3C.da4](#)

**DUT: BlackBerry Smartphone; Type: Sample ; Serial: 30F4F734  
Program Name: Compliance Testing: (Body worn)**

Communication System: GPRS 1900 (4-slots); Frequency: 1909.8 MHz; Duty Cycle: 1:2.1

Medium parameters used:  $f = 1910$  MHz;  $\sigma = 1.59$  mho/m;  $\epsilon_r = 50.8$ ;  $\rho = 1000$  kg/m<sup>3</sup>

Phantom section: Flat Section

DASY4 Configuration:

- Probe: ET3DV6 - SN1642; ConvF(4.71, 4.71, 4.71); Calibrated: 12/01/2009
- Sensor-Surface: 4mm (Mechanical Surface Detection)
- Electronics: DAE3 Sn472; Calibrated: 03/03/2009
- Phantom: SAM 2; Type: SAM 4.0; Serial: 1080
- Measurement SW: DASY4, V4.7 Build 80; Postprocessing SW: SEMCAD, V1.8 Build 186

**Body/Area Scan (51x91x1):** Measurement grid: dx=15mm, dy=15mm  
Maximum value of SAR (interpolated) = 0.289 mW/g


**Body/Zoom Scan (5x5x7) (5x5x7)/Cube 0:** Measurement grid: dx=7.5mm, dy=7.5mm, dz=5mm


Reference Value = 5.23 V/m; Power Drift = 0.136 dB

Peak SAR (extrapolated) = 0.389 W/kg


**SAR(1 g) = 0.264 mW/g; SAR(10 g) = 0.163 mW/g**

Maximum value of SAR (measured) = 0.288 mW/g

	Document <b>Appendix C for the BlackBerry® Smartphone Model</b> <b>RCS71CW SAR Report</b>		Page <b>51(90)</b>
	Author Data <b>Andrew Becker</b>	Dates of Test <b>October 19 - November 4, 2009</b>	Test Report No <b>RTS-2340-0911-15</b>



0 dB = 0.288mW/g

	Document		Page
	<b>Appendix C for the BlackBerry® Smartphone Model</b> <b>RCS71CW SAR Report</b>		<b>52(90)</b>
Author Data	Dates of Test	Test Report No	FCC ID:
<b>Andrew Becker</b>	<b>October 19 - November 4, 2009</b>	<b>RTS-2340-0911-15</b>	<b>L6ARCS70CW</b>

Date/Time: 30/10/2009 9:54:42 PM

Test Laboratory: RIM TESTING SERVICES

File Name:

[Vertical\\_Holster\\_Back\\_CDMA1900\\_low\\_chan\\_amb\\_temp\\_24.2C\\_liq\\_temp\\_22.4C.da4](#)

**DUT: BlackBerry Smartphone; Type: Sample ; Serial: 30F4F734**

**Program Name: Compliance Testing: (Body worn)**

Communication System: CDMA 1900; Frequency: 1851.25 MHz; Duty Cycle: 1:1  
Medium parameters used (interpolated):  $f = 1851.25 \text{ MHz}$ ;  $\sigma = 1.53 \text{ mho/m}$ ;  $\epsilon_r = 51$ ;  $\rho = 1000 \text{ kg/m}^3$

Phantom section: Flat Section

DASY4 Configuration:

- Probe: ET3DV6 - SN1642; ConvF(4.71, 4.71, 4.71); Calibrated: 12/01/2009
- Sensor-Surface: 4mm (Mechanical Surface Detection)
- Electronics: DAE3 Sn472; Calibrated: 03/03/2009
- Phantom: SAM 2; Type: SAM 4.0; Serial: 1080
- Measurement SW: DASY4, V4.7 Build 80; Postprocessing SW: SEMCAD, V1.8 Build 186

**Body/Area Scan (51x91x1):** Measurement grid: dx=15mm, dy=15mm

Maximum value of SAR (interpolated) = 0.415 mW/g


**Body/Zoom Scan (5x5x7) (5x5x7)/Cube 0:** Measurement grid: dx=7.5mm, dy=7.5mm, dz=5mm


Reference Value = 5.97 V/m; Power Drift = 0.097 dB

Peak SAR (extrapolated) = 0.531 W/kg


**SAR(1 g) = 0.381 mW/g; SAR(10 g) = 0.241 mW/g**

Maximum value of SAR (measured) = 0.413 mW/g

	Document <b>Appendix C for the BlackBerry® Smartphone Model          RCS71CW SAR Report</b>		Page <b>53(90)</b>
	Author Data <b>Andrew Becker</b>	Dates of Test <b>October 19 - November 4, 2009</b>	Test Report No <b>RTS-2340-0911-15</b>



0 dB = 0.413mW/g

	Document		Page
	<b>Appendix C for the BlackBerry® Smartphone Model RCS71CW SAR Report</b>		<b>54(90)</b>
Author Data	Dates of Test	Test Report No	FCC ID:
<b>Andrew Becker</b>	<b>October 19 - November 4, 2009</b>	<b>RTS-2340-0911-15</b>	<b>L6ARCS70CW</b>

Date/Time: 30/10/2009 10:12:11 PM

Test Laboratory: RIM TESTING SERVICES

File Name:

[Vertical\\_Holster\\_Back\\_CDMA1900\\_mid\\_chan\\_amb\\_temp\\_24.1C\\_liq\\_temp\\_22.4C.da4](#)

**DUT: BlackBerry Smartphone; Type: Sample ; Serial: 30F4F734**

**Program Name: Compliance Testing: (Body worn)**

Communication System: CDMA 1900; Frequency: 1880 MHz; Duty Cycle: 1:1

Medium parameters used:  $f = 1880$  MHz;  $\sigma = 1.56$  mho/m;  $\epsilon_r = 50.9$ ;  $\rho = 1000$  kg/m<sup>3</sup>

Phantom section: Flat Section

DASY4 Configuration:

- Probe: ET3DV6 - SN1642; ConvF(4.71, 4.71, 4.71); Calibrated: 12/01/2009
- Sensor-Surface: 4mm (Mechanical Surface Detection)
- Electronics: DAE3 Sn472; Calibrated: 03/03/2009
- Phantom: SAM 2; Type: SAM 4.0; Serial: 1080
- Measurement SW: DASY4, V4.7 Build 80; Postprocessing SW: SEMCAD, V1.8 Build 186

**Body/Area Scan (51x91x1):** Measurement grid: dx=15mm, dy=15mm

Maximum value of SAR (interpolated) = 0.366 mW/g


**Body/Zoom Scan (5x5x7) (5x5x7)/Cube 0:** Measurement grid: dx=7.5mm, dy=7.5mm, dz=5mm


Reference Value = 5.32 V/m; Power Drift = 0.108 dB

Peak SAR (extrapolated) = 0.488 W/kg


**SAR(1 g) = 0.337 mW/g; SAR(10 g) = 0.210 mW/g**

Maximum value of SAR (measured) = 0.367 mW/g

	Document <b>Appendix C for the BlackBerry® Smartphone Model</b> <b>RCS71CW SAR Report</b>		Page <b>55(90)</b>
	Author Data <b>Andrew Becker</b>	Dates of Test <b>October 19 - November 4, 2009</b>	Test Report No <b>RTS-2340-0911-15</b>



0 dB = 0.367mW/g

	Document		Page
	<b>Appendix C for the BlackBerry® Smartphone Model</b> <b>RCS71CW SAR Report</b>		<b>56(90)</b>
Author Data	Dates of Test	Test Report No	FCC ID:
<b>Andrew Becker</b>	<b>October 19 - November 4, 2009</b>	<b>RTS-2340-0911-15</b>	<b>L6ARCS70CW</b>

Date/Time: 30/10/2009 10:29:04 PM

Test Laboratory: RIM TESTING SERVICES

File Name:

[Vertical\\_Holster\\_Back\\_CDMA1900\\_high\\_chan\\_amb\\_temp\\_23.8C\\_liq\\_temp\\_22.3C.da4](#)

**DUT: BlackBerry Smartphone; Type: Sample ; Serial: 30F4F734**

**Program Name: Compliance Testing: (Body worn)**

Communication System: CDMA 1900; Frequency: 1908.5 MHz; Duty Cycle: 1:1  
Medium parameters used (interpolated):  $f = 1908.5 \text{ MHz}$ ;  $\sigma = 1.59 \text{ mho/m}$ ;  $\epsilon_r = 50.8$ ;  $\rho = 1000 \text{ kg/m}^3$

Phantom section: Flat Section

DASY4 Configuration:

- Probe: ET3DV6 - SN1642; ConvF(4.71, 4.71, 4.71); Calibrated: 12/01/2009
- Sensor-Surface: 4mm (Mechanical Surface Detection)
- Electronics: DAE3 Sn472; Calibrated: 03/03/2009
- Phantom: SAM 2; Type: SAM 4.0; Serial: 1080
- Measurement SW: DASY4, V4.7 Build 80; Postprocessing SW: SEMCAD, V1.8 Build 186

**Body/Area Scan (51x91x1):** Measurement grid: dx=15mm, dy=15mm

Maximum value of SAR (interpolated) = 0.282 mW/g

**Body/Zoom Scan (5x5x7) (5x5x7)/Cube 0:** Measurement grid: dx=7.5mm, dy=7.5mm, dz=5mm


Reference Value = 4.60 V/m; Power Drift = -0.263 dB


Peak SAR (extrapolated) = 0.371 W/kg

**SAR(1 g) = 0.252 mW/g; SAR(10 g) = 0.156 mW/g**


Maximum value of SAR (measured) = 0.278 mW/g



	Document <b>Appendix C for the BlackBerry® Smartphone Model</b> <b>RCS71CW SAR Report</b>		Page <b>57(90)</b>
	Author Data <b>Andrew Becker</b>	Dates of Test <b>October 19 - November 4, 2009</b>	Test Report No <b>RTS-2340-0911-15</b>



0 dB = 0.278mW/g

	Document		Page
	<b>Appendix C for the BlackBerry® Smartphone Model RCS71CW SAR Report</b>		<b>58(90)</b>
Author Data	Dates of Test	Test Report No	FCC ID:
<b>Andrew Becker</b>	<b>October 19 - November 4, 2009</b>	<b>RTS-2340-0911-15</b>	<b>L6ARCS70CW</b>

Date/Time: 30/10/2009 11:09:57 PM

Test Laboratory: RIM TESTING SERVICES

File Name:

[Horizontal\\_Holster\\_Back\\_CDMA1900\\_low\\_chan\\_amb\\_temp\\_23.5C\\_liq\\_temp\\_22.3C.da](#)  
[4](#)

**DUT: BlackBerry Smartphone; Type: Sample ; Serial: 30F4F734**  
**Program Name: Compliance Testing: (Body worn)**

Communication System: CDMA 1900; Frequency: 1851.25 MHz; Duty Cycle: 1:1  
Medium parameters used (interpolated):  $f = 1851.25$  MHz;  $\sigma = 1.53$  mho/m;  $\epsilon_r = 51$ ;  $\rho = 1000$  kg/m<sup>3</sup>

Phantom section: Flat Section

DASY4 Configuration:

- Probe: ET3DV6 - SN1642; ConvF(4.71, 4.71, 4.71); Calibrated: 12/01/2009
- Sensor-Surface: 4mm (Mechanical Surface Detection)
- Electronics: DAE3 Sn472; Calibrated: 03/03/2009
- Phantom: SAM 2; Type: SAM 4.0; Serial: 1080
- Measurement SW: DASY4, V4.7 Build 80; Postprocessing SW: SEMCAD, V1.8 Build 186

**Body/Area Scan (51x91x1):** Measurement grid: dx=15mm, dy=15mm  
Maximum value of SAR (interpolated) = 0.410 mW/g


**Body/Zoom Scan (5x5x7) (5x5x7)/Cube 0:** Measurement grid: dx=7.5mm,  
dy=7.5mm, dz=5mm


Reference Value = 6.37 V/m; Power Drift = 0.113 dB

Peak SAR (extrapolated) = 0.530 W/kg


**SAR(1 g) = 0.377 mW/g; SAR(10 g) = 0.243 mW/g**

Maximum value of SAR (measured) = 0.409 mW/g

	Document <b>Appendix C for the BlackBerry® Smartphone Model</b> <b>RCS71CW SAR Report</b>		Page <b>59(90)</b>
	Author Data <b>Andrew Becker</b>	Dates of Test <b>October 19 - November 4, 2009</b>	Test Report No <b>RTS-2340-0911-15</b>



0 dB = 0.409mW/g

	Document		Page
	<b>Appendix C for the BlackBerry® Smartphone Model</b> <b>RCS71CW SAR Report</b>		<b>60(90)</b>
Author Data	Dates of Test	Test Report No	FCC ID:
<b>Andrew Becker</b>	<b>October 19 - November 4, 2009</b>	<b>RTS-2340-0911-15</b>	<b>L6ARCS70CW</b>

Date/Time: 30/10/2009 11:26:03 PM

Test Laboratory: RTS

File Name:

[Vertical\\_Holster\\_Front\\_CDMA1900\\_low\\_chan\\_amb\\_temp\\_23.2C\\_liq\\_temp\\_22.2C.da4](#)

**DUT: BlackBerry Smartphone; Type: Sample ; Serial: 30F4F734**

**Program Name: Compliance Testing: (Body worn)**

Communication System: CDMA 1900; Frequency: 1851.25 MHz; Duty Cycle: 1:1  
Medium parameters used (interpolated):  $f = 1851.25 \text{ MHz}$ ;  $\sigma = 1.53 \text{ mho/m}$ ;  $\epsilon_r = 51$ ;  $\rho = 1000 \text{ kg/m}^3$

Phantom section: Flat Section

DASY4 Configuration:

- Probe: ET3DV6 - SN1642; ConvF(4.71, 4.71, 4.71); Calibrated: 12/01/2009
- Sensor-Surface: 4mm (Mechanical Surface Detection)
- Electronics: DAE3 Sn472; Calibrated: 03/03/2009
- Phantom: SAM 2; Type: SAM 4.0; Serial: 1080
- Measurement SW: DASY4, V4.7 Build 80; Postprocessing SW: SEMCAD, V1.8 Build 186

**Body/Area Scan (51x91x1):** Measurement grid: dx=15mm, dy=15mm

Maximum value of SAR (interpolated) = 0.327 mW/g


**Body/Zoom Scan (5x5x7) (5x5x7)/Cube 0:** Measurement grid: dx=7.5mm, dy=7.5mm, dz=5mm

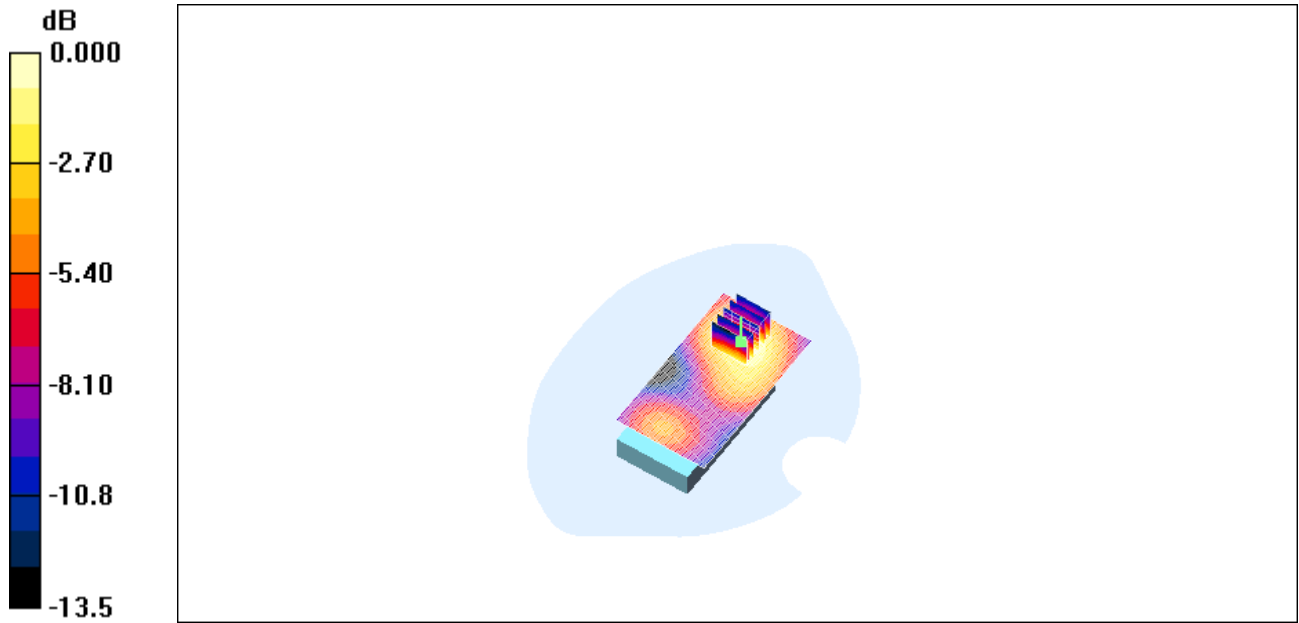
Reference Value = 7.95 V/m; Power Drift = 0.057 dB

Peak SAR (extrapolated) = 0.445 W/kg


**SAR(1 g) = 0.302 mW/g; SAR(10 g) = 0.191 mW/g**

Maximum value of SAR (measured) = 0.328 mW/g

	Document <b>Appendix C for the BlackBerry® Smartphone Model</b> <b>RCS71CW SAR Report</b>		Page <b>61(90)</b>
	Author Data <b>Andrew Becker</b>	Dates of Test <b>October 19 - November 4, 2009</b>	Test Report No <b>RTS-2340-0911-15</b>



0 dB = 0.328mW/g

	Document		Page
	<b>Appendix C for the BlackBerry® Smartphone Model</b> <b>RCS71CW SAR Report</b>		<b>62(90)</b>
Author Data	Dates of Test	Test Report No	FCC ID:
<b>Andrew Becker</b>	<b>October 19 - November 4, 2009</b>	<b>RTS-2340-0911-15</b>	<b>L6ARCS70CW</b>

Date/Time: 30/10/2009 11:42:11 PM

Test Laboratory: RIM TESTING SERVICES

File Name:

[Vertical Holster Back Headset1 CDMA1900 low chan amb temp 22.9C liq temp 22.2C.da4](#)

**DUT: BlackBerry Smartphone; Type: Sample ; Serial: 30F4F734**

**Program Name: Compliance Testing: (Body worn)**

Communication System: CDMA 1900; Frequency: 1851.25 MHz; Duty Cycle: 1:1  
Medium parameters used (interpolated):  $f = 1851.25 \text{ MHz}$ ;  $\sigma = 1.53 \text{ mho/m}$ ;  $\epsilon_r = 51$ ;  $\rho = 1000 \text{ kg/m}^3$

Phantom section: Flat Section

DASY4 Configuration:

- Probe: ET3DV6 - SN1642; ConvF(4.71, 4.71, 4.71); Calibrated: 12/01/2009
- Sensor-Surface: 4mm (Mechanical Surface Detection)
- Electronics: DAE3 Sn472; Calibrated: 03/03/2009
- Phantom: SAM 2; Type: SAM 4.0; Serial: 1080
- Measurement SW: DASY4, V4.7 Build 80; Postprocessing SW: SEMCAD, V1.8 Build 186

**Body/Area Scan (51x91x1):** Measurement grid: dx=15mm, dy=15mm

Maximum value of SAR (interpolated) = 0.438 mW/g


**Body/Zoom Scan (5x5x7) (5x5x7)/Cube 0:** Measurement grid: dx=7.5mm, dy=7.5mm, dz=5mm


Reference Value = 5.39 V/m; Power Drift = 0.003 dB

Peak SAR (extrapolated) = 0.580 W/kg


**SAR(1 g) = 0.406 mW/g; SAR(10 g) = 0.256 mW/g**

Maximum value of SAR (measured) = 0.441 mW/g

	Document <b>Appendix C for the BlackBerry® Smartphone Model</b> <b>RCS71CW SAR Report</b>		Page <b>63(90)</b>
	Author Data <b>Andrew Becker</b>	Dates of Test <b>October 19 - November 4, 2009</b>	Test Report No <b>RTS-2340-0911-15</b>



0 dB = 0.441mW/g

	Document		Page
	<b>Appendix C for the BlackBerry® Smartphone Model RCS71CW SAR Report</b>		<b>64(90)</b>
Author Data	Dates of Test	Test Report No	FCC ID:
<b>Andrew Becker</b>	<b>October 19 - November 4, 2009</b>	<b>RTS-2340-0911-15</b>	<b>L6ARCS70CW</b>

Date/Time: 30/10/2009 11:57:00 PM

Test Laboratory: RIM TESTING SERVICES

File Name:

[Vertical\\_Holster\\_Back\\_Headset2\\_CDMA1900\\_low\\_chan\\_amb\\_temp\\_23.1C\\_liq\\_temp\\_22.2C.da4](#)

**DUT: BlackBerry Smartphone; Type: Sample ; Serial: 30F4F734**  
**Program Name: Compliance Testing: (Body worn)**

Communication System: CDMA 1900; Frequency: 1851.25 MHz; Duty Cycle: 1:1  
Medium parameters used (interpolated):  $f = 1851.25 \text{ MHz}$ ;  $\sigma = 1.53 \text{ mho/m}$ ;  $\epsilon_r = 51$ ;  $\rho = 1000 \text{ kg/m}^3$

Phantom section: Flat Section

DASY4 Configuration:

- Probe: ET3DV6 - SN1642; ConvF(4.71, 4.71, 4.71); Calibrated: 12/01/2009
- Sensor-Surface: 4mm (Mechanical Surface Detection)
- Electronics: DAE3 Sn472; Calibrated: 03/03/2009
- Phantom: SAM 2; Type: SAM 4.0; Serial: 1080
- Measurement SW: DASY4, V4.7 Build 80; Postprocessing SW: SEMCAD, V1.8 Build 186

**Body/Area Scan (51x91x1):** Measurement grid: dx=15mm, dy=15mm  
Maximum value of SAR (interpolated) = 0.442 mW/g

**Body/Zoom Scan (5x5x7) (5x5x7)/Cube 0:** Measurement grid: dx=7.5mm, dy=7.5mm, dz=5mm


Reference Value = 5.30 V/m; Power Drift = 0.254 dB


Peak SAR (extrapolated) = 0.581 W/kg

**SAR(1 g) = 0.406 mW/g; SAR(10 g) = 0.255 mW/g**


Maximum value of SAR (measured) = 0.445 mW/g



	Document <b>Appendix C for the BlackBerry® Smartphone Model          RCS71CW SAR Report</b>		Page <b>65(90)</b>
	Author Data <b>Andrew Becker</b>	Dates of Test <b>October 19 - November 4, 2009</b>	Test Report No <b>RTS-2340-0911-15</b>



0 dB = 0.445mW/g

	Document		Page
	<b>Appendix C for the BlackBerry® Smartphone Model RCS71CW SAR Report</b>		<b>66(90)</b>
Author Data	Dates of Test	Test Report No	FCC ID:
<b>Andrew Becker</b>	<b>October 19 - November 4, 2009</b>	<b>RTS-2340-0911-15</b>	<b>L6ARCS70CW</b>

Date/Time: 31/10/2009 12:11:02 AM

Test Laboratory: RIM TESTING SERVICES

File Name:

[Vertical\\_Holster\\_Back\\_Headset3\\_CDMA1900\\_low\\_chan\\_amb\\_temp\\_23.1C\\_liq\\_temp\\_22.2C.da4](#)

**DUT: BlackBerry Smartphone; Type: Sample ; Serial: 30F4F734**  
**Program Name: Compliance Testing: (Body worn)**

Communication System: CDMA 1900; Frequency: 1851.25 MHz; Duty Cycle: 1:1  
Medium parameters used (interpolated):  $f = 1851.25 \text{ MHz}$ ;  $\sigma = 1.53 \text{ mho/m}$ ;  $\epsilon_r = 51$ ;  $\rho = 1000 \text{ kg/m}^3$

Phantom section: Flat Section

DASY4 Configuration:

- Probe: ET3DV6 - SN1642; ConvF(4.71, 4.71, 4.71); Calibrated: 12/01/2009
- Sensor-Surface: 4mm (Mechanical Surface Detection)
- Electronics: DAE3 Sn472; Calibrated: 03/03/2009
- Phantom: SAM 2; Type: SAM 4.0; Serial: 1080
- Measurement SW: DASY4, V4.7 Build 80; Postprocessing SW: SEMCAD, V1.8 Build 186

**Body/Area Scan (51x91x1):** Measurement grid: dx=15mm, dy=15mm  
Maximum value of SAR (interpolated) = 0.435 mW/g


**Body/Zoom Scan (5x5x7) (5x5x7)/Cube 0:** Measurement grid: dx=7.5mm, dy=7.5mm, dz=5mm


Reference Value = 5.22 V/m; Power Drift = 0.138 dB

Peak SAR (extrapolated) = 0.588 W/kg


**SAR(1 g) = 0.406 mW/g; SAR(10 g) = 0.253 mW/g**

Maximum value of SAR (measured) = 0.450 mW/g

	Document <b>Appendix C for the BlackBerry® Smartphone Model</b> <b>RCS71CW SAR Report</b>		Page <b>67(90)</b>
	Author Data <b>Andrew Becker</b>	Dates of Test <b>October 19 - November 4, 2009</b>	Test Report No <b>RTS-2340-0911-15</b>



0 dB = 0.450mW/g

	Document		Page
	<b>Appendix C for the BlackBerry® Smartphone Model</b> <b>RCS71CW SAR Report</b>		<b>68(90)</b>
Author Data	Dates of Test	Test Report No	FCC ID:
<b>Andrew Becker</b>	<b>October 19 - November 4, 2009</b>	<b>RTS-2340-0911-15</b>	<b>L6ARCS70CW</b>

Date/Time: 28/10/2009 9:40:27 PM

Test Laboratory: RIM TESTING SERVICES

File Name:

[Vertical\\_Holster\\_Back\\_802.11b\\_low\\_chan\\_amb\\_temp\\_23.2C\\_liq\\_temp\\_22.3C.da4](#)

**DUT: BlackBerry Smartphone; Type: Sample ; Serial: 30F4F734**

**Program Name: Compliance Testing: (Body worn)**

Communication System: 802.11 b (2450); Frequency: 2412 MHz; Duty Cycle: 1:1  
Medium parameters used (interpolated):  $f = 2412 \text{ MHz}$ ;  $\sigma = 1.99 \text{ mho/m}$ ;  $\epsilon_r = 50.3$ ;  $\rho = 1000 \text{ kg/m}^3$

Phantom section: Flat Section

DASY4 Configuration:

- Probe: ET3DV6 - SN1642; ConvF(4.02, 4.02, 4.02); Calibrated: 12/01/2009
- Sensor-Surface: 4mm (Mechanical Surface Detection)
- Electronics: DAE3 Sn472; Calibrated: 03/03/2009
- Phantom: SAM 2; Type: SAM 4.0; Serial: 1080
- Measurement SW: DASY4, V4.7 Build 80; Postprocessing SW: SEMCAD, V1.8 Build 186

**Body/Area Scan (51x91x1):** Measurement grid:  $dx=15\text{mm}$ ,  $dy=15\text{mm}$

Maximum value of SAR (interpolated) = 0.077 mW/g


**Body/Zoom Scan (5x5x7) (5x5x7)/Cube 0:** Measurement grid:  $dx=7.5\text{mm}$ ,  $dy=7.5\text{mm}$ ,  $dz=5\text{mm}$


Reference Value = 4.33 V/m; Power Drift = -0.140 dB

Peak SAR (extrapolated) = 0.125 W/kg


**SAR(1 g) = 0.075 mW/g; SAR(10 g) = 0.041 mW/g**

Maximum value of SAR (measured) = 0.083 mW/g

	Document <b>Appendix C for the BlackBerry® Smartphone Model</b> <b>RCS71CW SAR Report</b>		Page <b>69(90)</b>
	Author Data <b>Andrew Becker</b>	Dates of Test <b>October 19 - November 4, 2009</b>	Test Report No <b>RTS-2340-0911-15</b>



0 dB = 0.083mW/g

	Document		Page
	<b>Appendix C for the BlackBerry® Smartphone Model</b> <b>RCS71CW SAR Report</b>		<b>70(90)</b>
Author Data	Dates of Test	Test Report No	FCC ID:
<b>Andrew Becker</b>	<b>October 19 - November 4, 2009</b>	<b>RTS-2340-0911-15</b>	<b>L6ARCS70CW</b>

Date/Time: 28/10/2009 9:59:20 PM

Test Laboratory: RIM TESTING SERVICES

File Name:

[Vertical\\_Holster\\_Back\\_802.11b\\_mid\\_chan\\_amb\\_temp\\_23.2C\\_liq\\_temp\\_22.3C.da4](#)

**DUT: BlackBerry Smartphone; Type: Sample ; Serial: 30F4F734**

**Program Name: Compliance Testing: (Body worn)**

Communication System: 802.11 b (2450); Frequency: 2437 MHz; Duty Cycle: 1:1  
Medium parameters used (interpolated):  $f = 2437$  MHz;  $\sigma = 2.02$  mho/m;  $\epsilon_r = 50.2$ ;  $\rho = 1000$  kg/m<sup>3</sup>

Phantom section: Flat Section

DASY4 Configuration:

- Probe: ET3DV6 - SN1642; ConvF(4.02, 4.02, 4.02); Calibrated: 12/01/2009
- Sensor-Surface: 4mm (Mechanical Surface Detection)
- Electronics: DAE3 Sn472; Calibrated: 03/03/2009
- Phantom: SAM 2; Type: SAM 4.0; Serial: 1080
- Measurement SW: DASY4, V4.7 Build 80; Postprocessing SW: SEMCAD, V1.8 Build 186

**Body/Area Scan (51x91x1):** Measurement grid: dx=15mm, dy=15mm

Maximum value of SAR (interpolated) = 0.086 mW/g


**Body/Zoom Scan (5x5x7) (5x5x7)/Cube 0:** Measurement grid: dx=7.5mm, dy=7.5mm, dz=5mm


Reference Value = 5.90 V/m; Power Drift = -0.081 dB

Peak SAR (extrapolated) = 0.145 W/kg


**SAR(1 g) = 0.081 mW/g; SAR(10 g) = 0.041 mW/g**

Maximum value of SAR (measured) = 0.092 mW/g

	Document <b>Appendix C for the BlackBerry® Smartphone Model          RCS71CW SAR Report</b>		Page <b>71(90)</b>
	Author Data <b>Andrew Becker</b>	Dates of Test <b>October 19 - November 4, 2009</b>	Test Report No <b>RTS-2340-0911-15</b>



0 dB = 0.092mW/g

	Document		Page
	<b>Appendix C for the BlackBerry® Smartphone Model</b> <b>RCS71CW SAR Report</b>		<b>72(90)</b>
Author Data	Dates of Test	Test Report No	FCC ID:
<b>Andrew Becker</b>	<b>October 19 - November 4, 2009</b>	<b>RTS-2340-0911-15</b>	<b>L6ARCS70CW</b>

Date/Time: 28/10/2009 10:19:46 PM

Test Laboratory: RIM TESTING SERVICES

File Name:

[Vertical\\_Holster\\_Back\\_802.11b\\_high\\_chan\\_amb\\_temp\\_23.2C\\_liq\\_temp\\_22.3C.da4](#)

**DUT: BlackBerry Smartphone; Type: Sample ; Serial: 30F4F734**

**Program Name: Compliance Testing: (Body worn)**

Communication System: 802.11 b (2450); Frequency: 2462 MHz; Duty Cycle: 1:1  
Medium parameters used (interpolated):  $f = 2462$  MHz;  $\sigma = 2.06$  mho/m;  $\epsilon_r = 50.1$ ;  $\rho = 1000$  kg/m<sup>3</sup>

Phantom section: Flat Section

DASY4 Configuration:

- Probe: ET3DV6 - SN1642; ConvF(4.02, 4.02, 4.02); Calibrated: 12/01/2009
- Sensor-Surface: 4mm (Mechanical Surface Detection)
- Electronics: DAE3 Sn472; Calibrated: 03/03/2009
- Phantom: SAM 2; Type: SAM 4.0; Serial: 1080
- Measurement SW: DASY4, V4.7 Build 80; Postprocessing SW: SEMCAD, V1.8 Build 186

**Body/Area Scan (51x91x1):** Measurement grid: dx=15mm, dy=15mm

Maximum value of SAR (interpolated) = 0.088 mW/g

**Body/Zoom Scan (5x5x7) (5x5x7)/Cube 0:** Measurement grid: dx=7.5mm, dy=7.5mm, dz=5mm


Reference Value = 6.31 V/m; Power Drift = 0.123 dB


Peak SAR (extrapolated) = 0.137 W/kg

**SAR(1 g) = 0.083 mW/g; SAR(10 g) = 0.046 mW/g**


Maximum value of SAR (measured) = 0.091 mW/g



	Document <b>Appendix C for the BlackBerry® Smartphone Model  RCS71CW SAR Report</b>		Page <b>73(90)</b>
	Author Data <b>Andrew Becker</b>	Dates of Test <b>October 19 - November 4, 2009</b>	Test Report No <b>RTS-2340-0911-15</b>



0 dB = 0.091mW/g

	Document		Page
	<b>Appendix C for the BlackBerry® Smartphone Model</b> <b>RCS71CW SAR Report</b>		<b>74(90)</b>
Author Data	Dates of Test	Test Report No	FCC ID:
<b>Andrew Becker</b>	<b>October 19 - November 4, 2009</b>	<b>RTS-2340-0911-15</b>	<b>L6ARCS70CW</b>

Date/Time: 28/10/2009 10:36:31 PM

Test Laboratory: RIM TESTING SERVICES

File Name:

[Horizontal\\_Holster\\_Back\\_802.11b\\_high\\_chan\\_amb\\_temp\\_23.1C\\_liq\\_temp\\_22.3C.da4](#)

**DUT: BlackBerry Smartphone; Type: Sample ; Serial: 30F4F734**

**Program Name: Compliance Testing: (Body worn)**

Communication System: 802.11 b (2450); Frequency: 2462 MHz; Duty Cycle: 1:1  
Medium parameters used (interpolated):  $f = 2462$  MHz;  $\sigma = 2.06$  mho/m;  $\epsilon_r = 50.1$ ;  $\rho = 1000$  kg/m<sup>3</sup>

Phantom section: Flat Section

DASY4 Configuration:

- Probe: ET3DV6 - SN1642; ConvF(4.02, 4.02, 4.02); Calibrated: 12/01/2009
- Sensor-Surface: 4mm (Mechanical Surface Detection)
- Electronics: DAE3 Sn472; Calibrated: 03/03/2009
- Phantom: SAM 2; Type: SAM 4.0; Serial: 1080
- Measurement SW: DASY4, V4.7 Build 80; Postprocessing SW: SEMCAD, V1.8 Build 186

**Body/Area Scan (51x91x1):** Measurement grid: dx=15mm, dy=15mm

Maximum value of SAR (interpolated) = 0.071 mW/g


**Body/Zoom Scan (5x5x7) (5x5x7)/Cube 0:** Measurement grid: dx=7.5mm, dy=7.5mm, dz=5mm


Reference Value = 5.73 V/m; Power Drift = -0.007 dB

Peak SAR (extrapolated) = 0.106 W/kg


**SAR(1 g) = 0.065 mW/g; SAR(10 g) = 0.037 mW/g**

Maximum value of SAR (measured) = 0.070 mW/g

	Document <b>Appendix C for the BlackBerry® Smartphone Model  RCS71CW SAR Report</b>		Page <b>75(90)</b>
	Author Data <b>Andrew Becker</b>	Dates of Test <b>October 19 - November 4, 2009</b>	Test Report No <b>RTS-2340-0911-15</b>



0 dB = 0.070mW/g

	Document		Page
	<b>Appendix C for the BlackBerry® Smartphone Model</b> <b>RCS71CW SAR Report</b>		<b>76(90)</b>
Author Data	Dates of Test	Test Report No	FCC ID:
<b>Andrew Becker</b>	<b>October 19 - November 4, 2009</b>	<b>RTS-2340-0911-15</b>	<b>L6ARCS70CW</b>

Date/Time: 28/10/2009 11:23:45 PM

Test Laboratory: RTS

File Name:

[Vertical\\_Holster\\_Front\\_802.11b\\_high\\_chan\\_amb\\_temp\\_23.1C\\_liq\\_temp\\_22.2C.da4](#)

**DUT: BlackBerry Smartphone; Type: Sample ; Serial: 30F4F734**

**Program Name: Compliance Testing: (Body worn)**

Communication System: 802.11 b (2450); Frequency: 2462 MHz; Duty Cycle: 1:1  
Medium parameters used (interpolated):  $f = 2462 \text{ MHz}$ ;  $\sigma = 2.06 \text{ mho/m}$ ;  $\epsilon_r = 50.1$ ;  $\rho = 1000 \text{ kg/m}^3$

Phantom section: Flat Section

DASY4 Configuration:

- Probe: ET3DV6 - SN1642; ConvF(4.02, 4.02, 4.02); Calibrated: 12/01/2009
- Sensor-Surface: 4mm (Mechanical Surface Detection)
- Electronics: DAE3 Sn472; Calibrated: 03/03/2009
- Phantom: SAM 2; Type: SAM 4.0; Serial: 1080
- Measurement SW: DASY4, V4.7 Build 80; Postprocessing SW: SEMCAD, V1.8 Build 186

**Body/Area Scan (51x91x1):** Measurement grid:  $dx=15\text{mm}$ ,  $dy=15\text{mm}$

Maximum value of SAR (interpolated) = 0.046 mW/g


**Body/Zoom Scan (5x5x7) (5x5x7)/Cube 0:** Measurement grid:  $dx=7.5\text{mm}$ ,  $dy=7.5\text{mm}$ ,  $dz=5\text{mm}$


Reference Value = 3.61 V/m; Power Drift = 0.187 dB

Peak SAR (extrapolated) = 0.123 W/kg


**SAR(1 g) = 0.040 mW/g; SAR(10 g) = 0.021 mW/g**

Maximum value of SAR (measured) = 0.044 mW/g

	Document <b>Appendix C for the BlackBerry® Smartphone Model  RCS71CW SAR Report</b>		Page <b>77(90)</b>
	Author Data <b>Andrew Becker</b>	Dates of Test <b>October 19 - November 4, 2009</b>	Test Report No <b>RTS-2340-0911-15</b>



0 dB = 0.044mW/g

	Document		Page
	<b>Appendix C for the BlackBerry® Smartphone Model</b> <b>RCS71CW SAR Report</b>		<b>78(90)</b>
Author Data	Dates of Test	Test Report No	FCC ID:
<b>Andrew Becker</b>	<b>October 19 - November 4, 2009</b>	<b>RTS-2340-0911-15</b>	<b>L6ARCS70CW</b>

Date/Time: 28/10/2009 11:41:27 PM

Test Laboratory: RIM TESTING SERVICES

File Name:

[Vertical Holster Back Headset1\\_802.11b\\_high\\_chan\\_amb\\_temp\\_23.1C\\_liq\\_temp\\_22.2C.da4](#)

**DUT: BlackBerry Smartphone; Type: Sample ; Serial: 30F4F734**  
**Program Name: Compliance Testing: (Body worn)**

Communication System: 802.11 b (2450); Frequency: 2462 MHz; Duty Cycle: 1:1  
Medium parameters used (interpolated):  $f = 2462$  MHz;  $\sigma = 2.06$  mho/m;  $\epsilon_r = 50.1$ ;  $\rho = 1000$  kg/m<sup>3</sup>

Phantom section: Flat Section

DASY4 Configuration:

- Probe: ET3DV6 - SN1642; ConvF(4.02, 4.02, 4.02); Calibrated: 12/01/2009
- Sensor-Surface: 4mm (Mechanical Surface Detection)
- Electronics: DAE3 Sn472; Calibrated: 03/03/2009
- Phantom: SAM 2; Type: SAM 4.0; Serial: 1080
- Measurement SW: DASY4, V4.7 Build 80; Postprocessing SW: SEMCAD, V1.8 Build 186

**Body/Area Scan (51x91x1):** Measurement grid: dx=15mm, dy=15mm  
Maximum value of SAR (interpolated) = 0.080 mW/g


**Body/Zoom Scan (5x5x7) (5x5x7)/Cube 0:** Measurement grid: dx=7.5mm, dy=7.5mm, dz=5mm


Reference Value = 5.46 V/m; Power Drift = 0.435 dB

Peak SAR (extrapolated) = 0.124 W/kg


**SAR(1 g) = 0.074 mW/g; SAR(10 g) = 0.036 mW/g**

Maximum value of SAR (measured) = 0.085 mW/g

	Document <b>Appendix C for the BlackBerry® Smartphone Model</b> <b>RCS71CW SAR Report</b>		Page <b>79(90)</b>
	Author Data <b>Andrew Becker</b>	Dates of Test <b>October 19 - November 4, 2009</b>	Test Report No <b>RTS-2340-0911-15</b>



0 dB = 0.085mW/g

	Document		Page
	<b>Appendix C for the BlackBerry® Smartphone Model RCS71CW SAR Report</b>		<b>80(90)</b>
Author Data	Dates of Test	Test Report No	FCC ID:
<b>Andrew Becker</b>	<b>October 19 - November 4, 2009</b>	<b>RTS-2340-0911-15</b>	<b>L6ARCS70CW</b>

Date/Time: 29/10/2009 12:00:48 AM

Test Laboratory: RIM TESTING SERVICES

File Name:

[Vertical\\_Holster\\_Back\\_Headset2\\_802.11b\\_high\\_chan\\_amb\\_temp\\_23.1C\\_liq\\_temp\\_22.2C.da4](#)

**DUT: BlackBerry Smartphone; Type: Sample ; Serial: 30F4F734**  
**Program Name: Compliance Testing: (Body worn)**

Communication System: 802.11 b (2450); Frequency: 2462 MHz; Duty Cycle: 1:1  
Medium parameters used (interpolated):  $f = 2462 \text{ MHz}$ ;  $\sigma = 2.06 \text{ mho/m}$ ;  $\epsilon_r = 50.1$ ;  $\rho = 1000 \text{ kg/m}^3$

Phantom section: Flat Section

DASY4 Configuration:

- Probe: ET3DV6 - SN1642; ConvF(4.02, 4.02, 4.02); Calibrated: 12/01/2009
- Sensor-Surface: 4mm (Mechanical Surface Detection)
- Electronics: DAE3 Sn472; Calibrated: 03/03/2009
- Phantom: SAM 2; Type: SAM 4.0; Serial: 1080
- Measurement SW: DASY4, V4.7 Build 80; Postprocessing SW: SEMCAD, V1.8 Build 186

**Body/Area Scan (51x91x1):** Measurement grid: dx=15mm, dy=15mm  
Maximum value of SAR (interpolated) = 0.074 mW/g

**Body/Zoom Scan (5x5x7) (5x5x7)/Cube 0:** Measurement grid: dx=7.5mm, dy=7.5mm, dz=5mm


Reference Value = 5.26 V/m; Power Drift = -0.143 dB


Peak SAR (extrapolated) = 0.108 W/kg

**SAR(1 g) = 0.068 mW/g; SAR(10 g) = 0.036 mW/g**


Maximum value of SAR (measured) = 0.080 mW/g



	Document <b>Appendix C for the BlackBerry® Smartphone Model</b> <b>RCS71CW SAR Report</b>		Page <b>81(90)</b>
	Author Data <b>Andrew Becker</b>	Dates of Test <b>October 19 - November 4, 2009</b>	Test Report No <b>RTS-2340-0911-15</b>



0 dB = 0.080mW/g

	Document		Page
	<b>Appendix C for the BlackBerry® Smartphone Model RCS71CW SAR Report</b>		<b>82(90)</b>
Author Data	Dates of Test	Test Report No	FCC ID:
<b>Andrew Becker</b>	<b>October 19 - November 4, 2009</b>	<b>RTS-2340-0911-15</b>	<b>L6ARCS70CW</b>

Date/Time: 29/10/2009 12:15:51 AM

Test Laboratory: RIM TESTING SERVICES

File Name:

[Vertical\\_Holster\\_Back\\_Headset3\\_802.11b\\_high\\_chan\\_amb\\_temp\\_23.1C\\_liq\\_temp\\_22.2C.da4](#)

**DUT: BlackBerry Smartphone; Type: Sample ; Serial: 30F4F734**  
**Program Name: Compliance Testing: (Body worn)**

Communication System: 802.11 b (2450); Frequency: 2462 MHz; Duty Cycle: 1:1  
Medium parameters used (interpolated):  $f = 2462$  MHz;  $\sigma = 2.06$  mho/m;  $\epsilon_r = 50.1$ ;  $\rho = 1000$  kg/m<sup>3</sup>

Phantom section: Flat Section

DASY4 Configuration:

- Probe: ET3DV6 - SN1642; ConvF(4.02, 4.02, 4.02); Calibrated: 12/01/2009
- Sensor-Surface: 4mm (Mechanical Surface Detection)
- Electronics: DAE3 Sn472; Calibrated: 03/03/2009
- Phantom: SAM 2; Type: SAM 4.0; Serial: 1080
- Measurement SW: DASY4, V4.7 Build 80; Postprocessing SW: SEMCAD, V1.8 Build 186

**Body/Area Scan (51x91x1):** Measurement grid: dx=15mm, dy=15mm  
Maximum value of SAR (interpolated) = 0.077 mW/g


**Body/Zoom Scan (5x5x7) (5x5x7)/Cube 0:** Measurement grid: dx=7.5mm, dy=7.5mm, dz=5mm

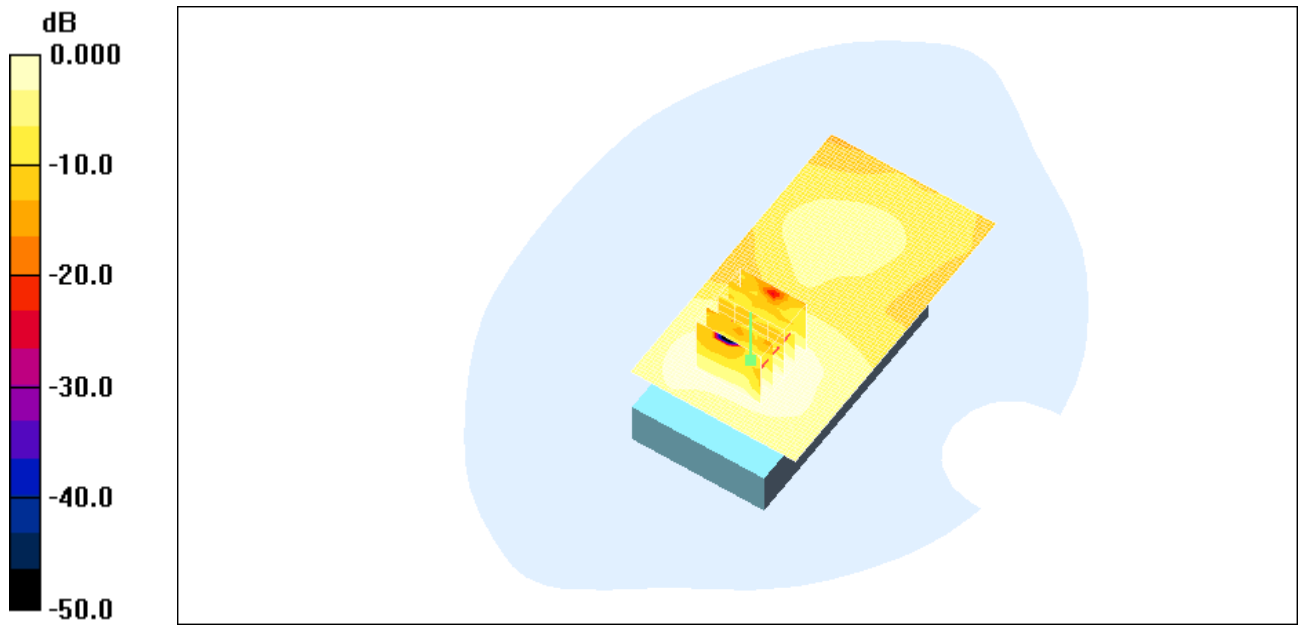
Reference Value = 4.34 V/m; Power Drift = 0.392 dB

Peak SAR (extrapolated) = 0.245 W/kg


**SAR(1 g) = 0.074 mW/g; SAR(10 g) = 0.033 mW/g**

Maximum value of SAR (measured) = 0.087 mW/g

	Document <b>Appendix C for the BlackBerry® Smartphone Model  RCS71CW SAR Report</b>		Page <b>83(90)</b>
	Author Data <b>Andrew Becker</b>	Dates of Test <b>October 19 - November 4, 2009</b>	Test Report No <b>RTS-2340-0911-15</b>



0 dB = 0.087mW/g

	Document		Page
	<b>Appendix C for the BlackBerry® Smartphone Model</b> <b>RCS71CW SAR Report</b>		<b>84(90)</b>
Author Data	Dates of Test	Test Report No	FCC ID:
<b>Andrew Becker</b>	<b>October 19 - November 4, 2009</b>	<b>RTS-2340-0911-15</b>	<b>L6ARCS70CW</b>

Date/Time: 20/10/2009 11:46:32 PM

Test Laboratory: RTS

File Name:

[Vertical\\_Holster\\_Back\\_Bluetooth\\_low\\_chan\\_amb\\_temp\\_23.1C\\_liq\\_temp\\_22.0C.da4](#)

**DUT: BlackBerry Smartphone; Type: Sample ; Serial: 30F4F734**

**Program Name: Compliance Testing: (Body worn)**

Communication System: Bluetooth; Frequency: 2402 MHz; Duty Cycle: 1:1

Medium parameters used (interpolated):  $f = 2402$  MHz;  $\sigma = 1.91$  mho/m;  $\epsilon_r = 50.3$ ;  $\rho = 1000$  kg/m<sup>3</sup>

Phantom section: Flat Section

DASY4 Configuration:

- Probe: ET3DV6 - SN1642; ConvF(4.02, 4.02, 4.02); Calibrated: 12/01/2009
- Sensor-Surface: 4mm (Mechanical Surface Detection)
- Electronics: DAE3 Sn472; Calibrated: 03/03/2009
- Phantom: SAM 2; Type: SAM 4.0; Serial: 1080
- Measurement SW: DASY4, V4.7 Build 80; Postprocessing SW: SEMCAD, V1.8 Build 186

**Body/Area Scan (51x91x1):** Measurement grid: dx=15mm, dy=15mm

Maximum value of SAR (interpolated) = 0.016 mW/g


**Body/Zoom Scan (5x5x7) (5x5x7)/Cube 0:** Measurement grid: dx=7.5mm, dy=7.5mm, dz=5mm

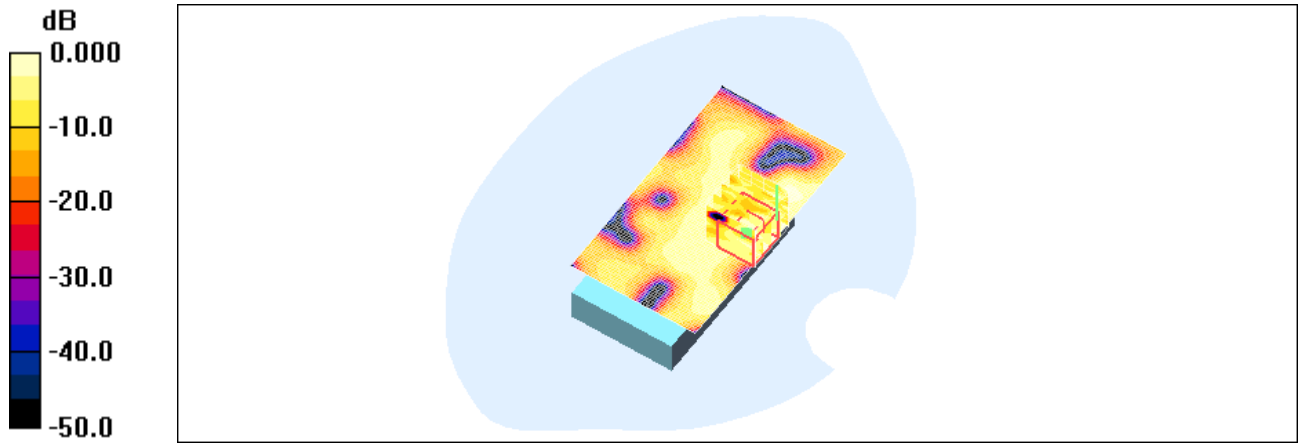
Reference Value = 1.59 V/m; Power Drift = -0.067 dB

Peak SAR (extrapolated) = 0.021 W/kg


**SAR(1 g) = 0.00783 mW/g; SAR(10 g) = 0.00195 mW/g**

Maximum value of SAR (measured) = 0.021 mW/g

	Document <b>Appendix C for the BlackBerry® Smartphone Model</b> <b>RCS71CW SAR Report</b>		Page <b>85(90)</b>
	Author Data <b>Andrew Becker</b>	Dates of Test <b>October 19 - November 4, 2009</b>	Test Report No <b>RTS-2340-0911-15</b>



0 dB = 0.021mW/g

	Document		Page
	<b>Appendix C for the BlackBerry® Smartphone Model</b> <b>RCS71CW SAR Report</b>		<b>86(90)</b>
Author Data	Dates of Test	Test Report No	FCC ID:
<b>Andrew Becker</b>	<b>October 19 - November 4, 2009</b>	<b>RTS-2340-0911-15</b>	<b>L6ARCS70CW</b>

Date/Time: 21/10/2009 12:58:17 AM

Test Laboratory: RTS

File Name:

[Horizontal\\_Holster\\_Back\\_Bluetooth\\_low\\_chan\\_amb\\_temp\\_23.2C\\_liq\\_temp\\_22.1C.da4](#)

**DUT: BlackBerry Smartphone; Type: Sample ; Serial: 30F4F734**

**Program Name: Compliance Testing: (Body worn)**

Communication System: Bluetooth; Frequency: 2402 MHz; Duty Cycle: 1:1

Medium parameters used (interpolated):  $f = 2402$  MHz;  $\sigma = 1.91$  mho/m;  $\epsilon_r = 50.3$ ;  $\rho = 1000$  kg/m<sup>3</sup>

Phantom section: Flat Section

DASY4 Configuration:

- Probe: ET3DV6 - SN1642; ConvF(4.02, 4.02, 4.02); Calibrated: 12/01/2009
- Sensor-Surface: 4mm (Mechanical Surface Detection)
- Electronics: DAE3 Sn472; Calibrated: 03/03/2009
- Phantom: SAM 2; Type: SAM 4.0; Serial: 1080
- Measurement SW: DASY4, V4.7 Build 80; Postprocessing SW: SEMCAD, V1.8 Build 186

**Body/Area Scan (51x91x1):** Measurement grid: dx=15mm, dy=15mm

Maximum value of SAR (interpolated) = 0.013 mW/g


**Body/Zoom Scan (5x5x7) (5x5x7)/Cube 0:** Measurement grid: dx=7.5mm, dy=7.5mm, dz=5mm


Reference Value = 1.85 V/m; Power Drift = 0.844 dB

Peak SAR (extrapolated) = 0.060 W/kg


**SAR(1 g) = 0.013 mW/g; SAR(10 g) = 0.00562 mW/g.**

Maximum value of SAR (measured) = 0.020 mW/g

	Document <b>Appendix C for the BlackBerry® Smartphone Model</b> <b>RCS71CW SAR Report</b>		Page <b>87(90)</b>
	Author Data <b>Andrew Becker</b>	Dates of Test <b>October 19 - November 4, 2009</b>	Test Report No <b>RTS-2340-0911-15</b>



0 dB = 0.020mW/g

	Document		Page
	<b>Appendix C for the BlackBerry® Smartphone Model</b> <b>RCS71CW SAR Report</b>		<b>88(90)</b>
Author Data	Dates of Test	Test Report No	FCC ID:
<b>Andrew Becker</b>	<b>October 19 - November 4, 2009</b>	<b>RTS-2340-0911-15</b>	<b>L6ARCS70CW</b>

Date/Time: 21/10/2009 12:34:11 AM

Test Laboratory: RTS

File Name:

[Horizontal\\_Holster\\_Front\\_Bluetooth\\_low\\_chan\\_amb\\_temp\\_23.2C\\_liq\\_temp\\_22.1C.da4](#)

**DUT: BlackBerry Smartphone; Type: Sample ; Serial: 30F4F734**

**Program Name: Compliance Testing: (Body worn)**

Communication System: Bluetooth; Frequency: 2402 MHz; Duty Cycle: 1:1

Medium parameters used (interpolated):  $f = 2402$  MHz;  $\sigma = 1.91$  mho/m;  $\epsilon_r = 50.3$ ;  $\rho = 1000$  kg/m<sup>3</sup>

Phantom section: Flat Section

DASY4 Configuration:

- Probe: ET3DV6 - SN1642; ConvF(4.02, 4.02, 4.02); Calibrated: 12/01/2009
- Sensor-Surface: 4mm (Mechanical Surface Detection)
- Electronics: DAE3 Sn472; Calibrated: 03/03/2009
- Phantom: SAM 2; Type: SAM 4.0; Serial: 1080
- Measurement SW: DASY4, V4.7 Build 80; Postprocessing SW: SEMCAD, V1.8 Build 186

**Body/Area Scan (51x91x1):** Measurement grid: dx=15mm, dy=15mm

Maximum value of SAR (interpolated) = 0.010 mW/g

**Body/Zoom Scan (5x5x7) (5x5x7)/Cube 0:** Measurement grid: dx=7.5mm, dy=7.5mm, dz=5mm


Reference Value = 1.04 V/m; Power Drift = 0.914 dB


Peak SAR (extrapolated) = 0.023 W/kg

**SAR(1 g) = 0.00117 mW/g; SAR(10 g) = 0.000311 mW/g**


Maximum value of SAR (measured) = 0.023 mW/g



	Document <b>Appendix C for the BlackBerry® Smartphone Model</b> <b>RCS71CW SAR Report</b>		Page <b>89(90)</b>
	Author Data <b>Andrew Becker</b>	Dates of Test <b>October 19 - November 4, 2009</b>	Test Report No <b>RTS-2340-0911-15</b>



0 dB = 0.023mW/g

	Document <b>Appendix C for the BlackBerry® Smartphone Model</b> <b>RCS71CW SAR Report</b>		Page <b>90(90)</b>
	Author Data <b>Andrew Becker</b>	Dates of Test <b>October 19 - November 4, 2009</b>	Test Report No <b>RTS-2340-0911-15</b>

**Z axis plot for the worst case body configuration:**

