
	Document Appendix A for the BlackBerry® Smartphone Model RCS71CW SAR Report		Page 1(13)
	Author Data Andrew Becker	Dates of Test October 19 - November 4, 2009	Test Report No RTS-2340-0911-15

APPENDIX A: SAR DISTRIBUTION COMPARISON FOR ACCURACY VERIFICATION

	Document		Page
	Appendix A for the BlackBerry® Smartphone Model RCS71CW SAR Report		2(13)
Author Data	Dates of Test	Test Report No	FCC ID:
Andrew Becker	October 19 - November 4, 2009	RTS-2340-0911-15	L6ARCS70CW

Date/Time: 22/10/2009 4:05:34 PM

Test Laboratory: RIM TESTING SERVICES

File Name: [DipoleValidation_835MHz_Amb_Tem_23.5_Liq_Tem_21.9_C.da4](#)

DUT: Dipole 835 MHz; Type: D835V2; Serial: D835V2 - SN:446
Program Name: System Performance Check at 835 MHz

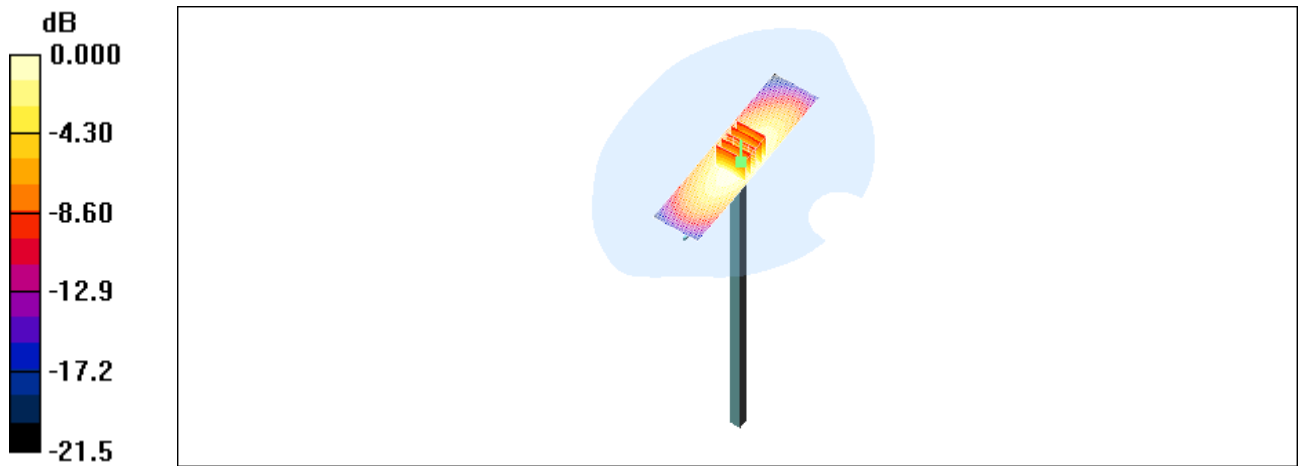
Communication System: CW; Frequency: 835 MHz; Duty Cycle: 1:1
Medium parameters used: $f = 835 \text{ MHz}$; $\sigma = 0.868 \text{ mho/m}$; $\epsilon_r = 41.3$; $\rho = 1000 \text{ kg/m}^3$
Phantom section: Flat Section

DASY4 Configuration:


- Probe: ET3DV6 - SN1642; ConvF(6.06, 6.06, 6.06); Calibrated: 12/01/2009
- Sensor-Surface: 4mm (Mechanical Surface Detection)
- Electronics: DAE3 Sn472; Calibrated: 03/03/2009
- Phantom: SAM 1; Type: SAM 4.0; Serial: 1076
- Measurement SW: DASY4, V4.7 Build 80; Postprocessing SW: SEMCAD, V1.8 Build 186

d=15mm, Pin=1000mW/Zoom Scan (5x5x7) 2 (5x5x7)/Cube 0: Measurement grid: $dx=7.5\text{mm}$, $dy=7.5\text{mm}$, $dz=5\text{mm}$
Reference Value = 109.0 V/m; Power Drift = 0.009 dB
Peak SAR (extrapolated) = 13.3 W/kg
SAR(1 g) = 9.12 mW/g; SAR(10 g) = 5.99 mW/g
Maximum value of SAR (measured) = 9.91 mW/g

d=15mm, Pin=1000mW/Area Scan (31x121x1): Measurement grid: $dx=15\text{mm}$, $dy=15\text{mm}$
Maximum value of SAR (interpolated) = 9.76 mW/g



0 dB = 9.76mW/g

	Document Appendix A for the BlackBerry® Smartphone Model RCS71CW SAR Report		Page 4(13)
	Author Data Andrew Becker	Dates of Test October 19 - November 4, 2009	Test Report No RTS-2340-0911-15

Date/Time: 03/11/2009 11:22:02 PM

Test Laboratory: RIM TESTING SERVICES

File Name:

[DipoleValidation_835MHz_Amb_Tem_23.4_Liq_Tem_21.7_C_11_03_09.da4](#)

DUT: Dipole 835 MHz; Type: D835V2; Serial: D835V2 - SN:446

Program Name: System Performance Check at 835 MHz

Communication System: CW; Frequency: 835 MHz; Duty Cycle: 1:1

Medium parameters used: $f = 835 \text{ MHz}$; $\sigma = 0.864 \text{ mho/m}$; $\epsilon_r = 40.7$; $\rho = 1000 \text{ kg/m}^3$

Phantom section: Flat Section

DASY4 Configuration:

- Probe: ET3DV6 - SN1642; ConvF(6.06, 6.06, 6.06); Calibrated: 12/01/2009
- Sensor-Surface: 4mm (Mechanical Surface Detection)
- Electronics: DAE3 Sn472; Calibrated: 03/03/2009
- Phantom: SAM 1; Type: SAM 4.0; Serial: 1076
- Measurement SW: DASY4, V4.7 Build 80; Postprocessing SW: SEMCAD, V1.8 Build 186

d=15mm, Pin=1000mW/Zoom Scan (5x5x7) 2 (5x5x7)/Cube 0: Measurement

grid: $dx=7.5\text{mm}$, $dy=7.5\text{mm}$, $dz=5\text{mm}$

Reference Value = 109.0 V/m; Power Drift = 0.014 dB

Peak SAR (extrapolated) = 13.0 W/kg

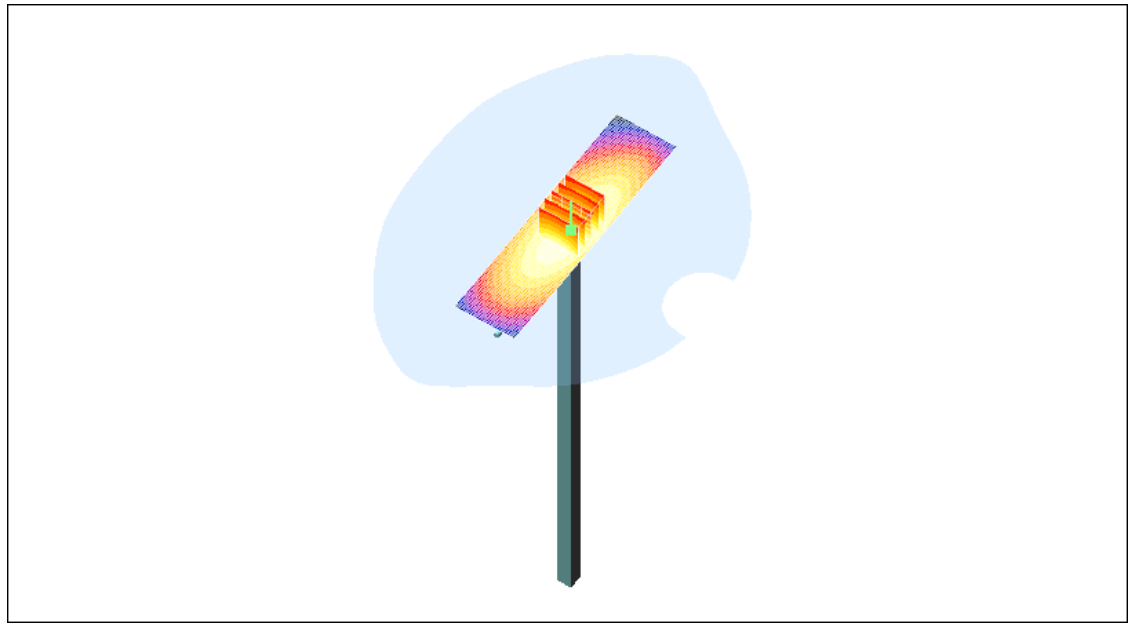
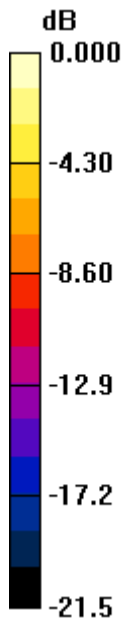
SAR(1 g) = 9.03 mW/g; SAR(10 g) = 5.97 mW/g

Maximum value of SAR (measured) = 9.73 mW/g


d=15mm, Pin=1000mW/Area Scan (31x121x1): Measurement grid: $dx=15\text{mm}$,

$dy=15\text{mm}$

Maximum value of SAR (interpolated) = 9.68 mW/g



0 dB = 9.68mW/g

	Document		Page
	Appendix A for the BlackBerry® Smartphone Model RCS71CW SAR Report		6(13)
Author Data	Dates of Test	Test Report No	FCC ID:
Andrew Becker	October 19 - November 4, 2009	RTS-2340-0911-15	L6ARCS70CW

Date/Time: 21/10/2009 6:12:13 PM

Test Laboratory: RIM TESTING SERVICES

File Name:

[DipoleValidation_1900MHz_Amb_Tem_22.8_Liq_Tem_21.8_C_10_21_09.da4](#)

DUT: Dipole 1900 MHz; Type: D1900V2; Serial: D1900V2 - SN:545

Program Name: System Performance Check at 1900 MHz

Communication System: CW; Frequency: 1900 MHz; Duty Cycle: 1:1

Medium parameters used: $f = 1900$ MHz; $\sigma = 1.44$ mho/m; $\epsilon_r = 38.8$; $\rho = 1000$ kg/m³

Phantom section: Flat Section

DASY4 Configuration:

- Probe: ET3DV6 - SN1642; ConvF(5.14, 5.14, 5.14); Calibrated: 12/01/2009
- Sensor-Surface: 4mm (Mechanical Surface Detection)
- Electronics: DAE3 Sn472; Calibrated: 03/03/2009
- Phantom: SAM 1; Type: SAM 4.0; Serial: 1076
- Measurement SW: DASY4, V4.7 Build 80; Postprocessing SW: SEMCAD, V1.8 Build 186

d=15mm, Pin=1000mW/Zoom Scan (5x5x7) 2 (5x5x7)/Cube 0: Measurement

grid: dx=7.5mm, dy=7.5mm, dz=5mm

Reference Value = 190.3 V/m; Power Drift = -0.039 dB

Peak SAR (extrapolated) = 71.4 W/kg

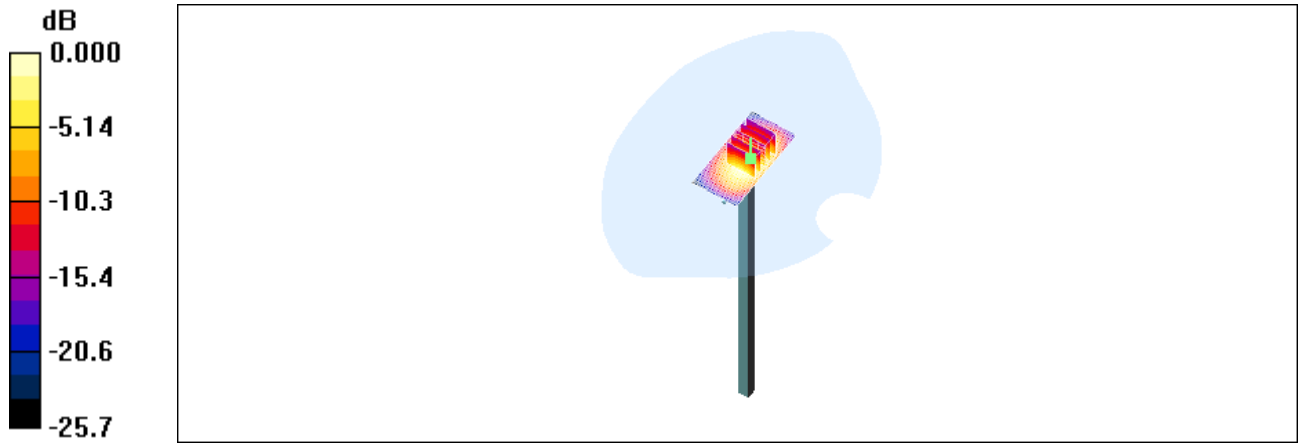
SAR(1 g) = 41.3 mW/g; SAR(10 g) = 21.6 mW/g

Maximum value of SAR (measured) = 46.9 mW/g


d=15mm, Pin=1000mW/Area Scan (31x61x1): Measurement grid: dx=15mm,

dy=15mm

Maximum value of SAR (interpolated) = 47.3 mW/g



0 dB = 47.3mW/g

	Document		Page
	Appendix A for the BlackBerry® Smartphone Model RCS71CW SAR Report		8(13)
Author Data	Dates of Test	Test Report No	FCC ID:
Andrew Becker	October 19 - November 4, 2009	RTS-2340-0911-15	L6ARCS70CW

Date/Time: 29/10/2009 6:58:02 PM

Test Laboratory: RIM TESTING SERVICES

File Name:

[DipoleValidation 1900MHz Amb Tem 22.6 Liq Tem 21.9 C 10 29 09.da4](#)

DUT: Dipole 1900 MHz; Type: D1900V2; Serial: D1900V2 - SN:545

Program Name: System Performance Check at 1900 MHz

Communication System: CW; Frequency: 1900 MHz; Duty Cycle: 1:1

Medium parameters used: $f = 1900$ MHz; $\sigma = 1.47$ mho/m; $\epsilon_r = 38$; $\rho = 1000$ kg/m³

Phantom section: Flat Section

DASY4 Configuration:

- Probe: ET3DV6 - SN1642; ConvF(5.14, 5.14, 5.14); Calibrated: 12/01/2009
- Sensor-Surface: 4mm (Mechanical Surface Detection)
- Electronics: DAE3 Sn472; Calibrated: 03/03/2009
- Phantom: SAM 1; Type: SAM 4.0; Serial: 1076
- Measurement SW: DASY4, V4.7 Build 80; Postprocessing SW: SEMCAD, V1.8 Build 186

d=15mm, Pin=1000mW/Zoom Scan (5x5x7) 2 (5x5x7)/Cube 0: Measurement

grid: dx=7.5mm, dy=7.5mm, dz=5mm

Reference Value = 183.6 V/m; Power Drift = 0.063 dB

Peak SAR (extrapolated) = 67.6 W/kg


SAR(1 g) = 39.7 mW/g; SAR(10 g) = 20.9 mW/g

Maximum value of SAR (measured) = 44.7 mW/g


d=15mm, Pin=1000mW/Area Scan (31x61x1): Measurement grid: dx=15mm,

dy=15mm

Maximum value of SAR (interpolated) = 45.4 mW/g



0 dB = 45.4mW/g

	Document		Page
	Appendix A for the BlackBerry® Smartphone Model RCS71CW SAR Report		10(13)
Author Data	Dates of Test	Test Report No	FCC ID:
Andrew Becker	October 19 - November 4, 2009	RTS-2340-0911-15	L6ARCS70CW

Date/Time: 19/10/2009 11:17:14 PM

Test Laboratory: RIM TESTING SERVICES

File Name:

[DipoleValidation 2450MHz Amb Tem 22.9 Liq Tem 21.9 C 10 19 09.da4](#)

DUT: Dipole 2450 MHz; Type: D2450V2; Serial: D2450V2 - SN:747

Program Name: System Performance Check at 1900 MHz

Communication System: CW; Frequency: 2450 MHz; Duty Cycle: 1:1

Medium parameters used: $f = 2450$ MHz; $\sigma = 1.88$ mho/m; $\epsilon_r = 37.8$; $\rho = 1000$ kg/m³

Phantom section: Flat Section

DASY4 Configuration:

- Probe: ET3DV6 - SN1642; ConvF(4.54, 4.54, 4.54); Calibrated: 12/01/2009
- Sensor-Surface: 4mm (Mechanical Surface Detection)
- Electronics: DAE3 Sn472; Calibrated: 03/03/2009
- Phantom: SAM 1; Type: SAM 4.0; Serial: 1076
- Measurement SW: DASY4, V4.7 Build 80; Postprocessing SW: SEMCAD, V1.8 Build 186

d=15mm, Pin=1000mW/Zoom Scan (5x5x7) 2 (5x5x7)/Cube 0: Measurement

grid: dx=7.5mm, dy=7.5mm, dz=5mm

Reference Value = 190.4 V/m; Power Drift = -0.021 dB

Peak SAR (extrapolated) = 131.6 W/kg

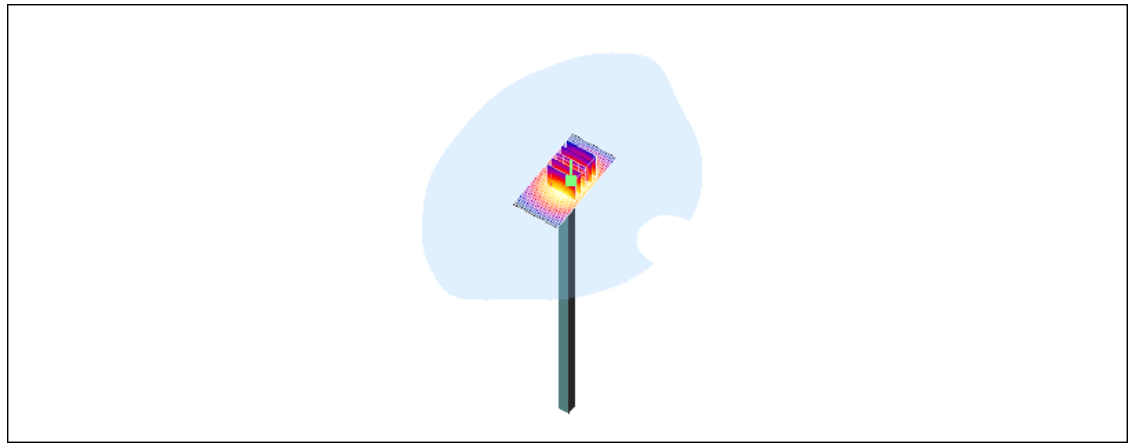
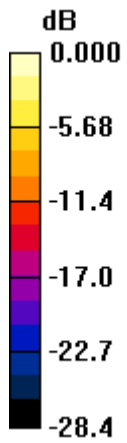
SAR(1 g) = 58.5 mW/g; SAR(10 g) = 26.8 mW/g

Maximum value of SAR (measured) = 63.9 mW/g


d=15mm, Pin=1000mW/Area Scan (31x61x1): Measurement grid: dx=15mm,

dy=15mm

Maximum value of SAR (interpolated) = 68.2 mW/g



0 dB = 68.2mW/g

	Document		Page
	Appendix A for the BlackBerry® Smartphone Model RCS71CW SAR Report		12(13)
Author Data	Dates of Test	Test Report No	FCC ID:
Andrew Becker	October 19 - November 4, 2009	RTS-2340-0911-15	L6ARCS70CW

Date/Time: 28/10/2009 6:43:56 PM

Test Laboratory: RIM TESTING SERVICES

File Name:

[DipoleValidation 2450MHz Amb Tem 23.4 Liq Tem 22.4 C 10 28 09.da4](#)

DUT: Dipole 2450 MHz; Type: D2450V2; Serial: D2450V2 - SN:747

Program Name: System Performance Check at 1900 MHz

Communication System: CW; Frequency: 2450 MHz; Duty Cycle: 1:1

Medium parameters used: $f = 2450$ MHz; $\sigma = 1.88$ mho/m; $\epsilon_r = 37.4$; $\rho = 1000$ kg/m³

Phantom section: Flat Section

DASY4 Configuration:

- Probe: ET3DV6 - SN1642; ConvF(4.54, 4.54, 4.54); Calibrated: 12/01/2009
- Sensor-Surface: 4mm (Mechanical Surface Detection)
- Electronics: DAE3 Sn472; Calibrated: 03/03/2009
- Phantom: SAM 1; Type: SAM 4.0; Serial: 1076
- Measurement SW: DASY4, V4.7 Build 80; Postprocessing SW: SEMCAD, V1.8 Build 186

d=15mm, Pin=1000mW/Zoom Scan (5x5x7) 2 (5x5x7)/Cube 0: Measurement

grid: dx=7.5mm, dy=7.5mm, dz=5mm

Reference Value = 191.8 V/m; Power Drift = 0.016 dB

Peak SAR (extrapolated) = 129.8 W/kg


SAR(1 g) = 58.1 mW/g; SAR(10 g) = 26.9 mW/g

Maximum value of SAR (measured) = 62.8 mW/g

d=15mm, Pin=1000mW/Area Scan (31x61x1): Measurement grid: dx=15mm,

dy=15mm

Maximum value of SAR (interpolated) = 69.3 mW/g



0 dB = 69.3mW/g