
		Document Appendix E for the BlackBerry® Smartphone Model RCN72UW SAR Report		Page 1(13)
Author Data Andrew Becker	Dates of Test June 10– June 24 & July 15, 2010	Test Report No RTS-1689-1007-38	FCC ID: L6ARCN70UW	IC ID 2503A-RCN70UW

APPENDIX E: PHOTOGRAPHS

	Document Appendix E for the BlackBerry® Smartphone Model RCN72UW SAR Report			Page 2(13)
	Author Data Andrew Becker	Dates of Test June 10– June 24 & July 15, 2010	Test Report No RTS-1689-1007-38	FCC ID: L6ARCN70UW




Figure E1. BlackBerry Smartphone


	Document Appendix E for the BlackBerry® Smartphone Model RCN72UW SAR Report			Page 3(13)
	Author Data Andrew Becker	Dates of Test June 10– June 24 & July 15, 2010	Test Report No RTS-1689-1007-38	FCC ID: L6ARCN70UW



Figure E2. Body worn holsters – front




Figure E3. Body worn holsters – back



Figure E4. Head configuration (Right Touch/Tilt)



Figure E5. Head configuration (Left Touch/Tilt)

		Document Appendix E for the BlackBerry® Smartphone Model RCN72UW SAR Report		Page 7(13)
Author Data Andrew Becker	Dates of Test June 10– June 24 & July 15, 2010	Test Report No RTS-1689-1007-38	FCC ID: L6ARCN70UW	IC ID 2503A-RCN70UW




Figure E6. Body-worn configuration (Vertical Holster, back facing phantom)


	Document Appendix E for the BlackBerry® Smartphone Model RCN72UW SAR Report			Page 8(13)
	Author Data Andrew Becker	Dates of Test June 10– June 24 & July 15, 2010	Test Report No RTS-1689-1007-38	FCC ID: L6ARCN70UW



Figure E7. Body-worn configuration (Vertical Holster , headset 1, back facing phantom)




Figure E8. Body-worn configuration (Vertical Holster , headset 2, back facing phantom)


	Document Appendix E for the BlackBerry® Smartphone Model RCN72UW SAR Report			Page 10(13)
	Author Data Andrew Becker	Dates of Test June 10– June 24 & July 15, 2010	Test Report No RTS-1689-1007-38	FCC ID: L6ARCN70UW



Figure E9. Body-worn configuration (Vertical Holster, front facing phantom)




Figure E10. Body-worn configuration (Horizontal Holster, back facing phantom)



Figure E11. Body-worn configuration (Horizontal Holster, front facing phantom)



Figure E12. Body-worn configuration (No Holster, 25 mm away, back facing phantom)