
	Document Appendix B for the BlackBerry® Smartphone Model RCL22CW SAR Report			Page 1(16)
	Author Data Andrew Becker	Dates of Test June 10 – June 26, 2010	Test Report No RTS-2068-1007-18	FCC ID: L6ARCL20CW

APPENDIX B: SAR DISTRIBUTION PLOTS FOR HEAD CONFIGURATION

	Document Appendix B for the BlackBerry® Smartphone Model RCL22CW SAR Report			Page 2(16)
	Author Data Andrew Becker	Dates of Test June 10 – June 26, 2010	Test Report No RTS-2068-1007-18	FCC ID: L6ARCL20CW

Date/Time: 6/21/2010 5:05:21 PM

Test Laboratory: RIM Testing Services

RightHandSide_CDMA800_low_chan_amb_temp_22.6_liq_temp_21.7C

DUT: BlackBerry Smartphone; Type: Sample ; Serial: 322A2EE0

Communication System: CDMA 800; Frequency: 824.7 MHz; Duty Cycle: 1:1
Medium parameters used: $f = 825$ MHz; $\sigma = 0.864$ mho/m; $\epsilon_r = 41.7$; $\rho = 1000$ kg/m³
Phantom section: Right Section

DASY4 Configuration:

- Probe: ES3DV3 - SN3225; ConvF(6.12, 6.12, 6.12); Calibrated: 12/11/2009
- Sensor-Surface: 4mm (Mechanical Surface Detection)
- Electronics: DAE3 Sn473; Calibrated: 1/4/2010
- Phantom: SAM 1; Type: SAM 4.0; Serial: 1076
- Measurement SW: DASY4, V4.7 Build 80; Postprocessing SW: SEMCAD, V1.8 Build 186

Touch position - Low/Area Scan (51x81x1): Measurement grid: dx=15mm, dy=15mm

Maximum value of SAR (interpolated) = 1.16 mW/g


Touch position - Low/Zoom Scan (5x5x7) (5x5x7)/Cube 0: Measurement grid: dx=7.5mm, dy=7.5mm, dz=5mm

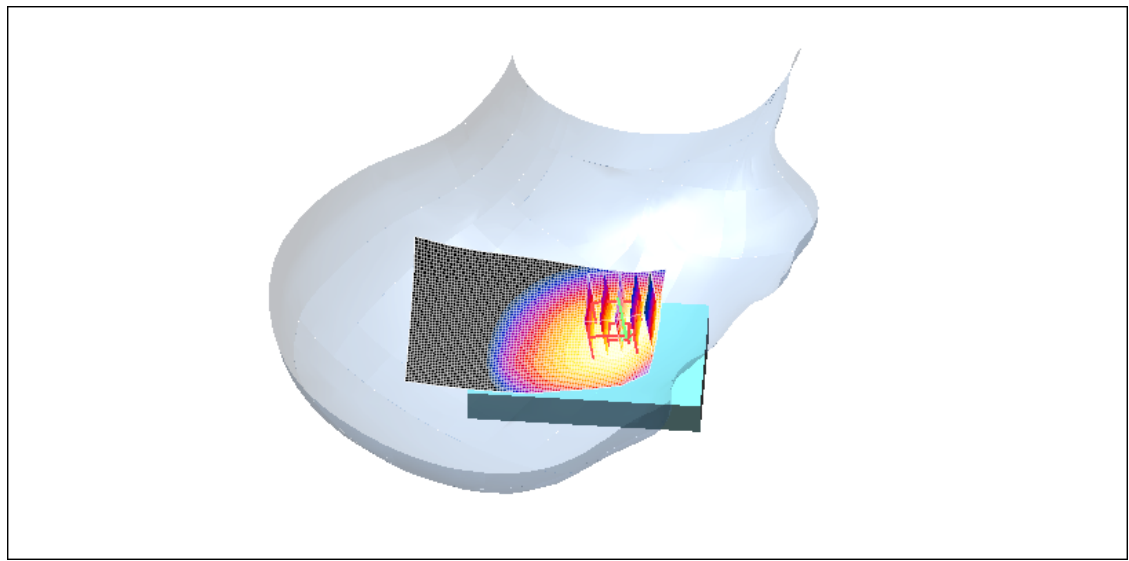
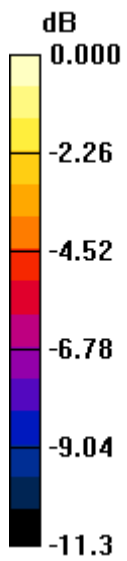
Reference Value = 12.2 V/m; Power Drift = 0.079 dB

Peak SAR (extrapolated) = 1.46 W/kg


SAR(1 g) = 1.08 mW/g; SAR(10 g) = 0.773 mW/g

Maximum value of SAR (measured) = 1.14 mW/g

	Document Appendix B for the BlackBerry® Smartphone Model RCL22CW SAR Report			Page 3(16)
	Author Data Andrew Becker	Dates of Test June 10 – June 26, 2010	Test Report No RTS-2068-1007-18	FCC ID: L6ARCL20CW



0 dB = 1.14mW/g

	Document Appendix B for the BlackBerry® Smartphone Model RCL22CW SAR Report			Page 4(16)
	Author Data Andrew Becker	Dates of Test June 10 – June 26, 2010	Test Report No RTS-2068-1007-18	FCC ID: L6ARCL20CW

Date/Time: 6/21/2010 4:35:08 PM

Test Laboratory: RIM Testing Services

LeftHandSide_CDMA800_low_chan_amb_temp_22.9_liq_temp_22.0C

DUT: BlackBerry Smartphone; Type: Sample ; Serial: 322A2EE0


Communication System: CDMA 800; Frequency: 824.7 MHz; Duty Cycle: 1:1
Medium parameters used: $f = 825$ MHz; $\sigma = 0.864$ mho/m; $\epsilon_r = 41.7$; $\rho = 1000$ kg/m³
Phantom section: Left Section


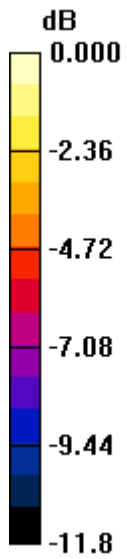
DASY4 Configuration:

- Probe: ES3DV3 - SN3225; ConvF(6.12, 6.12, 6.12); Calibrated: 12/11/2009
- Sensor-Surface: 4mm (Mechanical Surface Detection)
- Electronics: DAE3 Sn473; Calibrated: 1/4/2010
- Phantom: SAM 1; Type: SAM 4.0; Serial: 1076
- Measurement SW: DASY4, V4.7 Build 80; Postprocessing SW: SEMCAD, V1.8 Build 186


Touch position -/Area Scan (51x81x1): Measurement grid: dx=15mm, dy=15mm
Maximum value of SAR (interpolated) = 1.23 mW/g

Touch position -/Zoom Scan (5x5x7) (5x5x7)/Cube 0: Measurement grid:
dx=7.5mm, dy=7.5mm, dz=5mm
Reference Value = 12.5 V/m; Power Drift = 0.150 dB
Peak SAR (extrapolated) = 1.44 W/kg
SAR(1 g) = 1.13 mW/g; SAR(10 g) = 0.819 mW/g
Maximum value of SAR (measured) = 1.20 mW/g

	Document Appendix B for the BlackBerry® Smartphone Model RCL22CW SAR Report			Page 5(16)
	Author Data Andrew Becker	Dates of Test June 10 – June 26, 2010	Test Report No RTS-2068-1007-18	FCC ID: L6ARCL20CW



0 dB = 1.20mW/g

	Document Appendix B for the BlackBerry® Smartphone Model RCL22CW SAR Report			Page 6(16)
	Author Data Andrew Becker	Dates of Test June 10 – June 26, 2010	Test Report No RTS-2068-1007-18	FCC ID: L6ARCL20CW

Date/Time: 6/15/2010 12:40:31 PM

Test Laboratory: RIM Testing Services

**RightHandSide_CDMA1900_low_chan_amb_temp_22.4_liq_temp_21.6
C_**

DUT: BlackBerry Smartphone; Type: Sample ; Serial: 322A2EE0

Communication System: CDMA 1900; Frequency: 1851.25 MHz; Duty Cycle: 1:1
Medium parameters used (interpolated): $f = 1851.25$ MHz; $\sigma = 1.29$ mho/m; $\epsilon_r = 40.2$; $\rho = 1000$ kg/m³

Phantom section: Right Section

Measurement Standard: DAS4 (High Precision Assessment)

DASY4 Configuration:

- Probe: ES3DV3 - SN3225; ConvF(5.14, 5.14, 5.14); Calibrated: 12/11/2009
- Sensor-Surface: 4mm (Mechanical Surface Detection)
- Electronics: DAE3 Sn473; Calibrated: 1/4/2010
- Phantom: SAM 1; Type: SAM 4.0; Serial: 1076
- Measurement SW: DAS4, V4.7 Build 80; Postprocessing SW: SEMCAD, V1.8 Build 186

Touch position -/Area Scan (61x81x1): Measurement grid: dx=15mm, dy=15mm

[Info: Interpolated medium parameters used for SAR evaluation.](#)

Maximum value of SAR (interpolated) = 1.37 mW/g

Touch position -/Zoom Scan (5x5x7) (5x5x7)/Cube 0: Measurement grid:

dx=7.5mm, dy=7.5mm, dz=5mm


Reference Value = 14.7 V/m; Power Drift = -0.340 dB

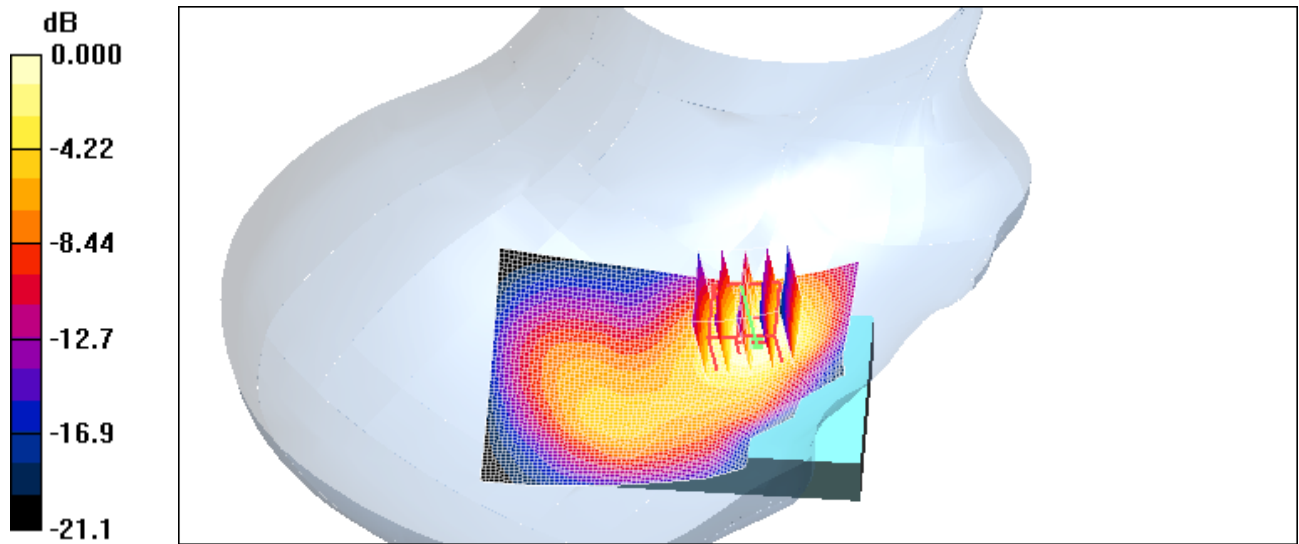
Peak SAR (extrapolated) = 1.72 W/kg

SAR(1 g) = 1.18 mW/g; SAR(10 g) = 0.679 mW/g


[Info: Interpolated medium parameters used for SAR evaluation.](#)

Maximum value of SAR (measured) = 1.32 mW/g

	Document Appendix B for the BlackBerry® Smartphone Model RCL22CW SAR Report			Page 7(16)
	Author Data Andrew Becker	Dates of Test June 10 – June 26, 2010	Test Report No RTS-2068-1007-18	FCC ID: L6ARCL20CW



0 dB = 1.32mW/g

	Document Appendix B for the BlackBerry® Smartphone Model RCL22CW SAR Report			Page 8(16)
	Author Data Andrew Becker	Dates of Test June 10 – June 26, 2010	Test Report No RTS-2068-1007-18	FCC ID: L6ARCL20CW

Date/Time: 6/10/2010 11:47:08 PM

Test Laboratory: RIM Testing Services

LeftHandSide_CDMA1900_low_chan_amb_temp_23.2

DUT: BlackBerry Smartphone; Type: Sample ; Serial: 322A2EE0

Communication System: CDMA 1900; Frequency: 1851.25 MHz; Duty Cycle: 1:1
Medium parameters used (interpolated): $f = 1851.25$ MHz; $\sigma = 1.4$ mho/m; $\epsilon_r = 40.9$; $\rho = 1000$ kg/m³
Phantom section: Left Section

DASY4 Configuration:

- Probe: ES3DV3 - SN3225; ConvF(5.14, 5.14, 5.14); Calibrated: 12/11/2009
- Sensor-Surface: 4mm (Mechanical Surface Detection)
- Electronics: DAE3 Sn473; Calibrated: 1/4/2010
- Phantom: SAM 1; Type: SAM 4.0; Serial: 1076
- Measurement SW: DASY4, V4.7 Build 80; Postprocessing SW: SEMCAD, V1.8 Build 186

Touch position -/Area Scan (51x81x1): Measurement grid: dx=15mm, dy=15mm

[Info: Interpolated medium parameters used for SAR evaluation.](#)

Maximum value of SAR (interpolated) = 1.03 mW/g

Touch position -/Zoom Scan (5x5x7) (5x5x7)/Cube 0: Measurement grid:

dx=7.5mm, dy=7.5mm, dz=5mm


Reference Value = 14.1 V/m; Power Drift = -0.160 dB

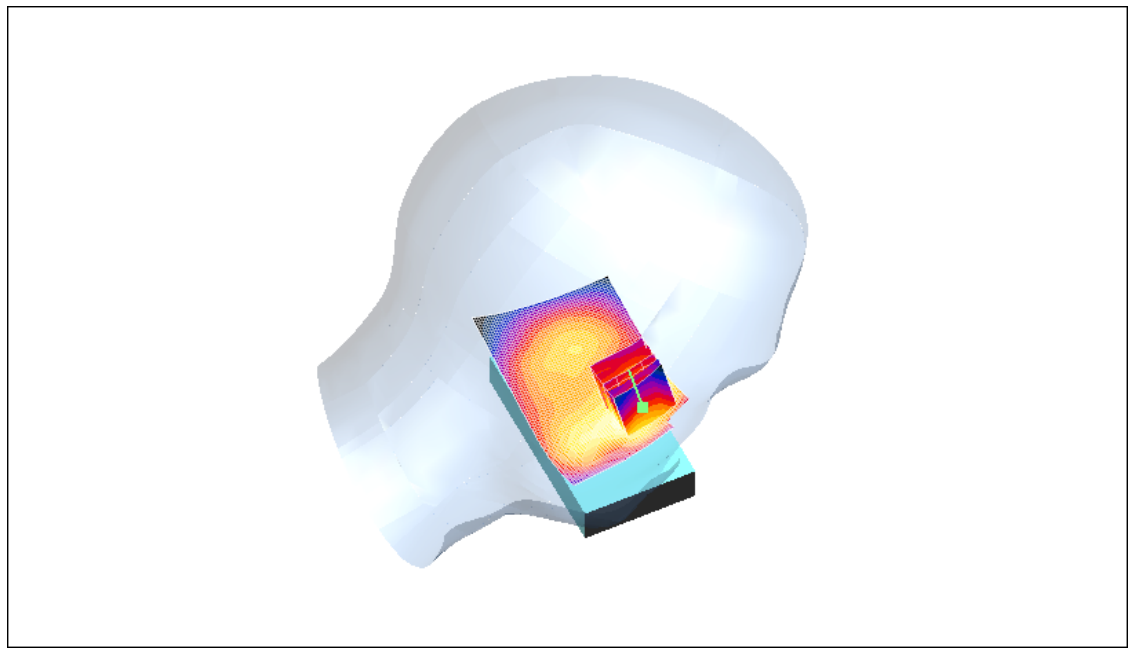
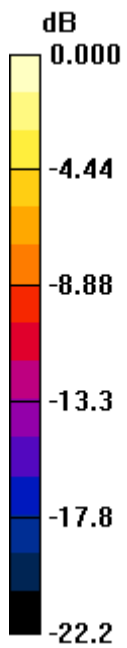
Peak SAR (extrapolated) = 1.43 W/kg

SAR(1 g) = 0.954 mW/g; SAR(10 g) = 0.567 mW/g


[Info: Interpolated medium parameters used for SAR evaluation.](#)

Maximum value of SAR (measured) = 1.04 mW/g

	Document Appendix B for the BlackBerry® Smartphone Model RCL22CW SAR Report			Page 9(16)
	Author Data Andrew Becker	Dates of Test June 10 – June 26, 2010	Test Report No RTS-2068-1007-18	FCC ID: L6ARCL20CW



0 dB = 1.04mW/g

	Document Appendix B for the BlackBerry® Smartphone Model RCL22CW SAR Report			Page 10(16)
	Author Data Andrew Becker	Dates of Test June 10 – June 26, 2010	Test Report No RTS-2068-1007-18	FCC ID: L6ARCL20CW

Date/Time: 6/17/2010 11:07:26 PM

Test Laboratory: RIM Testing Services

File Name: [RightHandSide_802.11b_low_chan_amb_temp_22.3_liq_temp_21.4C.da4](#)

DUT: BlackBerry Smartphone; Type: Sample ; Serial: 322A2EE0
Program Name: Compliance Testing: (Right-Hand Side)

Communication System: 802.11 b (2450); Frequency: 2412 MHz; Duty Cycle: 1:1
Medium parameters used (interpolated): $f = 2412$ MHz; $\sigma = 1.76$ mho/m; $\epsilon_r = 39.2$; $\rho = 1000$ kg/m³

Phantom section: Right Section

DASY4 Configuration:

- Probe: ES3DV3 - SN3225; ConvF(4.53, 4.53, 4.53); Calibrated: 12/11/2009
- Sensor-Surface: 4mm (Mechanical Surface Detection)
- Electronics: DAE3 Sn473; Calibrated: 1/4/2010
- Phantom: SAM 1; Type: SAM 4.0; Serial: 1076
- Measurement SW: DASY4, V4.7 Build 80; Postprocessing SW: SEMCAD, V1.8 Build 186

Touch position -/Area Scan (61x81x1): Measurement grid: dx=15mm, dy=15mm

Maximum value of SAR (interpolated) = 0.376 mW/g

Touch position -/Zoom Scan (5x5x7) (5x5x7)/Cube 0: Measurement grid:


dx=7.5mm, dy=7.5mm, dz=5mm


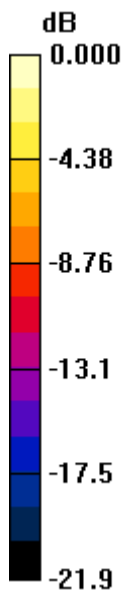
Reference Value = 10.5 V/m; Power Drift = -0.085 dB

Peak SAR (extrapolated) = 0.753 W/kg


SAR(1 g) = 0.354 mW/g; SAR(10 g) = 0.170 mW/g

Maximum value of SAR (measured) = 0.392 mW/g

	Document Appendix B for the BlackBerry® Smartphone Model RCL22CW SAR Report			Page 11(16)
	Author Data Andrew Becker	Dates of Test June 10 – June 26, 2010	Test Report No RTS-2068-1007-18	FCC ID: L6ARCL20CW



0 dB = 0.392mW/g

	Document Appendix B for the BlackBerry® Smartphone Model RCL22CW SAR Report			Page 12(16)
	Author Data Andrew Becker	Dates of Test June 10 – June 26, 2010	Test Report No RTS-2068-1007-18	FCC ID: L6ARCL20CW

Date/Time: 6/18/2010 11:42:52 AM

Test Laboratory: RIM Testing Services

LeftHandSide_Touch_802.11b_mid_chan_amb_temp_22.4_liq_temp_21.5C

DUT: BlackBerry Smartphone; Type: Sample ; Serial: 322A2EE0

Communication System: 802.11 b (2450); Frequency: 2437 MHz; Duty Cycle: 1:1
Medium parameters used (interpolated): $f = 2437$ MHz; $\sigma = 1.9$ mho/m; $\epsilon_r = 40.5$; $\rho = 1000$ kg/m³

Phantom section: Left Section

Measurement Standard: DAS4 (High Precision Assessment)

DASY4 Configuration:

- Probe: ES3DV3 - SN3225; ConvF(4.53, 4.53, 4.53); Calibrated: 12/11/2009
- Sensor-Surface: 4mm (Mechanical Surface Detection)
- Electronics: DAE3 Sn473; Calibrated: 1/4/2010
- Phantom: SAM 1; Type: SAM 4.0; Serial: 1076
- Measurement SW: DAS4, V4.7 Build 80; Postprocessing SW: SEMCAD, V1.8 Build 186

Touch position -/Area Scan (61x81x1): Measurement grid: dx=15mm, dy=15mm

Maximum value of SAR (interpolated) = 0.234 mW/g

Touch position -/Zoom Scan (5x5x7) (5x5x7)/Cube 0: Measurement grid:


dx=7.5mm, dy=7.5mm, dz=5mm


Reference Value = 12.0 V/m; Power Drift = -0.086 dB

Peak SAR (extrapolated) = 0.419 W/kg


SAR(1 g) = 0.230 mW/g; SAR(10 g) = 0.119 mW/g

Maximum value of SAR (measured) = 0.259 mW/g

	Document Appendix B for the BlackBerry® Smartphone Model RCL22CW SAR Report			Page 13(16)
	Author Data Andrew Becker	Dates of Test June 10 – June 26, 2010	Test Report No RTS-2068-1007-18	FCC ID: L6ARCL20CW



0 dB = 0.259mW/g

	Document Appendix B for the BlackBerry® Smartphone Model RCL22CW SAR Report			Page 14(16)
	Author Data Andrew Becker	Dates of Test June 10 – June 26, 2010	Test Report No RTS-2068-1007-18	FCC ID: L6ARCL20CW

Date/Time: 6/17/2010 10:44:24 PM

Test Laboratory: RIM Testing Services

File Name:

[LeftHandSide Tilt 802.11b_mid_chan_amb_temp_22.8_liq_temp_21.9C.da4](#)

DUT: BlackBerry Smartphone; Type: Sample ; Serial: 322A2EE0
Program Name: Compliance Testing: P1528 Protocol (Left-Hand Side)

Communication System: 802.11 b (2450); Frequency: 2437 MHz; Duty Cycle: 1:1
Medium parameters used (interpolated): $f = 2437$ MHz; $\sigma = 1.9$ mho/m; $\epsilon_r = 40.5$; $\rho = 1000$ kg/m³

Phantom section: Left Section

DASY4 Configuration:

- Probe: ES3DV3 - SN3225; ConvF(4.53, 4.53, 4.53); Calibrated: 12/11/2009
- Sensor-Surface: 4mm (Mechanical Surface Detection)
- Electronics: DAE3 Sn473; Calibrated: 1/4/2010
- Phantom: SAM 1; Type: SAM 4.0; Serial: 1076
- Measurement SW: DASY4, V4.7 Build 80; Postprocessing SW: SEMCAD, V1.8 Build 186

Touch position -/Area Scan (61x81x1): Measurement grid: dx=15mm, dy=15mm

Maximum value of SAR (interpolated) = 0.376 mW/g

Touch position -/Zoom Scan (5x5x7) (5x5x7)/Cube 0: Measurement grid:


dx=7.5mm, dy=7.5mm, dz=5mm

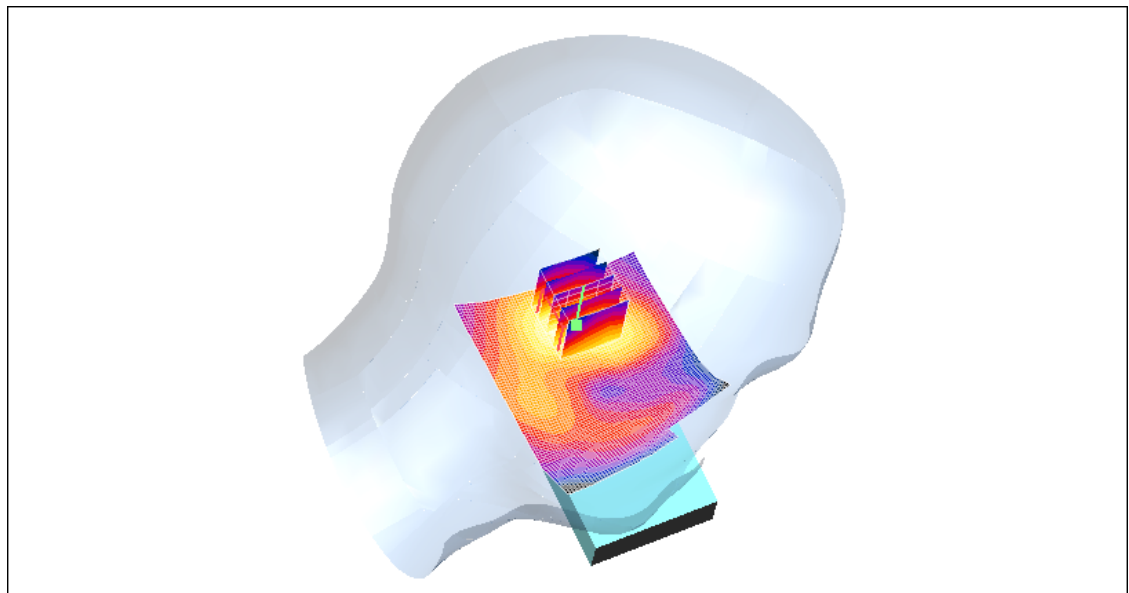
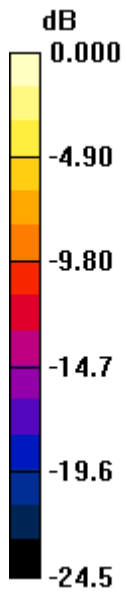
Reference Value = 14.8 V/m; Power Drift = 0.093 dB

Peak SAR (extrapolated) = 0.663 W/kg


SAR(1 g) = 0.360 mW/g; SAR(10 g) = 0.181 mW/g

Maximum value of SAR (measured) = 0.401 mW/g

	Document Appendix B for the BlackBerry® Smartphone Model RCL22CW SAR Report			Page 15(16)
	Author Data Andrew Becker	Dates of Test June 10 – June 26, 2010	Test Report No RTS-2068-1007-18	FCC ID: L6ARCL20CW



0 dB = 0.401mW/g

	Document Appendix B for the BlackBerry® Smartphone Model RCL22CW SAR Report			Page 16(16)
	Author Data Andrew Becker	Dates of Test June 10 – June 26, 2010	Test Report No RTS-2068-1007-18	FCC ID: L6ARCL20CW

Z axis plots for the worst case head worn configuration:

