


RTS RIM Testing Services	Document Annex B to Hearing Aid Compatibility RF Emissions Test Report for the BlackBerry® Smartphone model RBW71CW		Page 1(31)
	Author Data Daoud Attayi	Dates of Test Aug 26, Sep 26-27, 2008	Report No RTS-1191-0809-30 Rev1

Annex B: Probe and dipole description and calibration certificates

B.1 Probe, measurement chain description, specification and calibration certificate

RTS RIM Testing Services	Document Annex B to Hearing Aid Compatibility RF Emissions Test Report for the BlackBerry® Smartphone model RBW71CW		Page 2(31)
	Author Data Daoud Attayi	Dates of Test Aug 26, Sep 26-27, 2008	Report No RTS-1191-0809-30 Rev1

DASY Dosimetric Assessment System by Schmid & Partner Engineering AG



- Applications**
- Support & Downloads**
- Products**
 - DASY4 Packages
 - EASY4
 - Probes
 - ET3DV6 - Isotropic Dos-Probe
 - ES3DV3 - Isotropic Dos-Probe
 - EX3DV4 - Isotropic Dos-Probe
 - ET1DV3 - D-Probe
 - EUV3 - Universal Vector E-Probe
 - H3DV6 - Isotropic H-Probe
 - HUV4 - Universal Vector H-Probe
 - T1V3 - Temp-Probe
 - DP1 - Dummy-Probe
 - Data Acquisition System
 - Software
 - Phantoms
 - Robots
 - Validation Kits & Calibration Dipoles
 - Hearing Aid Compatibility (HAC) Ext
 - Tissue Simulating Liquids
- SPEAG Home**

ER3DV6 ISOTROPIC E-FIELD PROBE FOR GENERAL NEAR-FIELD MEASUREMENTS


 [Download Product Flyer \(PDF, 192kB\)](#)

Construction	One dipole parallel, two dipoles normal to probe axis Built-in shielding against static charges PEEK enclosure material (resistant to organic solvents, e.g., glycoether)
Calibration	In air from 100 MHz to 3.0 GHz (absolute accuracy $\pm 6.0\%$, $k=2$)
Frequency	100 MHz to > 6 GHz; Linearity: ± 0.2 dB (100 MHz to 3 GHz)
Directivity	± 0.2 dB in air (rotation around probe axis) ± 0.4 dB in air (rotation normal to probe axis)
Dynamic Range	2 V/m to > 1000 V/m; Linearity: ± 0.2 dB
Dimensions	Overall length: 330 mm (Tip: 16 mm) Tip diameter: 8 mm (Body: 12 mm) Distance from probe tip to dipole centers: 2.5 mm
Application	General near-field measurements up to 6 GHz Field component measurements Fast automatic scanning in phantoms

<http://www.dasy4.com/er3.htm>

RTS RIM Testing Services	Document Annex B to Hearing Aid Compatibility RF Emissions Test Report for the BlackBerry® Smartphone model RBW71CW		Page 3(31)
	Author Data Daoud Attayi	Dates of Test Aug 26, Sep 26-27, 2008	Report No RTS-1191-0809-30 Rev1

DASY Dosimetric Assessment System by Schmid & Partner Engineering AG



Applications
Support & Downloads
Products
▪ DASY4 Packages
▪ EASY4
▪ Probes
ET3DV6 - Isotropic Dos-Probe
ES3DV3 - Isotropic Dos-Probe
EX3DV4 - Isotropic Dos-Probe
ET1DV3 - D-Probe
ER3DV6 - Isotropic E-Probe
EUV3 - Universal Vector E-Probe
HUV4 - Universal Vector H-Probe
T1V3 - Temp-Probe
DP1 - Dummy-Probe
▪ Data Acquisition System
▪ Software
▪ Phantoms
▪ Robots
▪ Validation Kits & Calibration Dipoles
▪ Hearing Aid Compatibility (HAC) Ext
▪ Tissue Simulating Liquids
SPEAG Home

H3DV6 3-DIMENSIONAL H-FIELD PROBE FOR SMALL BAND APPLICATIONS

 [Download Product Flyer \(PDF, 192kB\)](#)

Construction	Three concentric loop sensors with 3.8 mm loop diameters Resistively loaded detector diodes for linear response Built-in shielding against static charges PEEK enclosure material (resistant to organic solvents, e.g., glycoether)
Frequency	200 MHz to 3 GHz (absolute accuracy $\pm 6.0\%$, $k=2$); Output linearized
Directivity	± 0.25 dB (spherical isotropy error)
Dynamic Range	10 mA/m to 2 A/m at 1 GHz
E-Field Interference	< 10% at 3 GHz (for plane wave)
Dimensions	Overall length: 330 mm (Tip: 40 mm) Tip diameter: 6 mm (Body: 12 mm) Distance from probe tip to dipole centers: 3 mm
Application	General magnetic near-field measurements up to 3 GHz Field component measurements Surface current measurements Measurements in air or liquids Low interaction with the measured field

<http://www.dasy4.com/h3d.htm>

RTS RIM Testing Services	Document Annex B to Hearing Aid Compatibility RF Emissions Test Report for the BlackBerry® Smartphone model RBW71CW		Page 4(31)
	Author Data Daoud Attayi	Dates of Test Aug 26, Sep 26-27, 2008	Report No RTS-1191-0809-30 Rev1

All measurements were performed to the nearest element point as per the C63.19 standard. Offset distances were entered in the DASY4 software so that the measurement was to the nearest element.


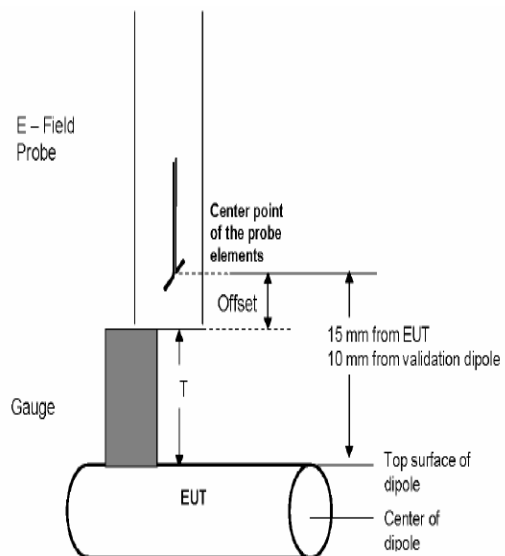
Figures 1 and 2, provided by the manufacturer, illustrate detail of the probe tip and its dimensions.

ER3DV6 E-Field probe: The distances from the probe tip to the closest points on the dipole sensors are 1.45mm for X and Y and 1.25mm for Z. From the probe tip to the center of the sensors is 2.5mm.

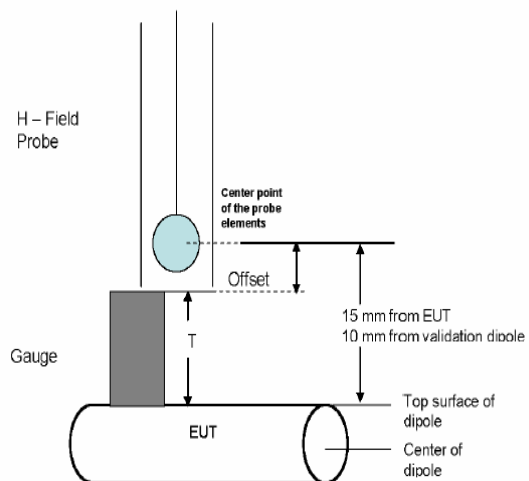
H3DV6 H-Field probe: The distance from the probe tip to the closest point of the X, Y and Z loop sensors is 1.1mm. From the probe tip to the center of the sensor is 3.00mm.



E-Field Probe (ER3DV6)



H-Field Probe (H3DV6)



RTS RIM Testing Services	Document Annex B to Hearing Aid Compatibility RF Emissions Test Report for the BlackBerry® Smartphone model RBW71CW		Page 5(31)
	Author Data Daoud Attayi	Dates of Test Aug 26, Sep 26-27, 2008	Report No RTS-1191-0809-30 Rev1

The following information is from the system manufacturer user manual describing the process chain:

The first step of the evaluation is a linearization of the filtered input signal to account for the compression characteristics of the detector diode. The compensation depends on the input signal, the diode type and the DC-transmission factor from the diode to the evaluation electronics. If the exciting field is pulsed, the crest factor of the signal must be known to correctly compensate for peak power. The formula for each channel can be given as:

$$V_i = U_i + U_i^2 \cdot \frac{cf}{dcp_i} \quad (20.1)$$

with V_i = compensated signal of channel i (i = x, y, z)
 U_i = input signal of channel i (i = x, y, z)
 cf = crest factor of exciting field (DASY parameter)
 dcp_i = diode compression point (DASY parameter)

From the compensated input signals the primary field data for each channel can be evaluated:

$$\text{E - fieldprobes : } E_i = \sqrt{\frac{V_i}{Norm_i \cdot ConvF}}$$

$$\text{H - fieldprobes : } H_i = \sqrt{V_i} \cdot \frac{a_{i0} + a_{i1}f + a_{i2}f^2}{f}$$

with V_i = compensated signal of channel i (i = x, y, z)
 $Norm_i$ = sensor sensitivity of channel i (i = x, y, z)
 $\mu\text{V}/(\text{V/m})^2$ for E-field Probes
 $ConvF$ = sensitivity enhancement in solution
 a_{ij} = sensor sensitivity factors for H-field probes
 f = carrier frequency [GHz]
 E_i = electric field strength of channel i in V/m
 H_i = magnetic field strength of channel i in A/m

The RSS value of the field components gives the total field strength (Hermitian magnitude):

$$E_{tot} = \sqrt{E_x^2 + E_y^2 + E_z^2} \quad (20.2)$$

The measurement / integration time per point is > 500 ms, as per the system manufacturer:

The time response of the field probes has been assessed by exposing the probe to a well-controlled field producing signals larger than HAC E- and H-fields of class M4. The signal response time is evaluated as the time required by the system to reach 90% of the expected final value after an on/off switch of the power source with an integration time of 500 ms and a probe response time of <5 ms. In the current implementation, DASY4 waits longer than 100 ms after having reached the grid point before starting a measurement, i.e., the response time uncertainty is negligible.

If the device under test does not emit a CW signal, the integration time applied to measure the electric field at a specific point may introduce additional uncertainties due to the discretization. The tolerances for the different systems had the worst-case of 2.6%.

RTS RIM Testing Services	Document	Annex B to Hearing Aid Compatibility RF Emissions Test Report for the BlackBerry® Smartphone model RBW71CW		Page
	Author Data	Dates of Test	Report No	FCC ID
Daoud Attayi	Aug 26, Sep 26-27, 2008	RTS-1191-0809-30 Rev1	L6ARBW70CW	

Calibration Laboratory of
Schmid & Partner
Engineering AG
Zeughausstrasse 43, 8004 Zurich, Switzerland



S Schweizerischer Kalibrierdienst
C Service suisse d'étalonnage
S Servizio svizzero di taratura
S Swiss Calibration Service

Accredited by the Swiss Accreditation Service (SAS)
The Swiss Accreditation Service is one of the signatories to the EA
Multilateral Agreement for the recognition of calibration certificates

Accreditation No.: SCS 108

Client **RIM** Certificate No: **ER3-2285_Mar08**

CALIBRATION CERTIFICATE

Object: ER3DV6 - SN:2285

Calibration procedure(s): QA CAL-02.v5
Calibration procedure for E-field probes optimized for close near field evaluations in air

Calibration date: March 7, 2008

Condition of the calibrated item: In Tolerance

This calibration certificate documents the traceability to national standards, which realize the physical units of measurements (SI).
The measurements and the uncertainties with confidence probability are given on the following pages and are part of the certificate.

All calibrations have been conducted in the closed laboratory facility: environment temperature (22 ± 3)°C and humidity < 70%.

Calibration Equipment used (M&TE critical for calibration)

Primary Standards	ID #	Cal Date (Calibrated by, Certificate No.)	Scheduled Calibration
Power meter E4419B	GB41293874	29-Mar-07 (METAS, No. 217-00670)	Mar-08
Power sensor E4412A	MY41495277	29-Mar-07 (METAS, No. 217-00670)	Mar-08
Power sensor E4412A	MY41498087	29-Mar-07 (METAS, No. 217-00670)	Mar-08
Reference 3 dB Attenuator	SN: S5054 (3c)	8-Aug-07 (METAS, No. 217-00719)	Aug-08
Reference 20 dB Attenuator	SN: S5086 (20b)	29-Mar-07 (METAS, No. 217-00671)	Mar-08
Reference 30 dB Attenuator	SN: S5129 (30b)	8-Aug-07 (METAS, No. 217-00720)	Aug-08
Reference Probe ER3DV6	SN: 2328	2-Oct-07 (SPEAG, No. ER3-2328_Oct07)	Oct-08
DAE4	SN: 654	20-Apr-07 (SPEAG, No. DAE4-654_Apr07)	Apr-08

Secondary Standards	ID #	Check Date (in house)	Scheduled Check
RF generator HP 8648C	US3642U01700	4-Aug-99 (SPEAG, in house check Oct-07)	In house check: Oct-09
Network Analyzer HP 8753E	US37390585	18-Oct-01 (SPEAG, in house check Oct-07)	In house check: Oct-08

	Name	Function	Signature
Calibrated by:	Katja Pokovic	Technical Manager	
Approved by:	Niels Kuster	Quality Manager	

Issued: March 8, 2008

This calibration certificate shall not be reproduced except in full without written approval of the laboratory.

RTS RIM Testing Services	Document Annex B to Hearing Aid Compatibility RF Emissions Test Report for the BlackBerry® Smartphone model RBW71CW		Page 7(31)
	Author Data Daoud Attayi	Dates of Test Aug 26, Sep 26-27, 2008	Report No RTS-1191-0809-30 Rev1

Calibration Laboratory of Schmid & Partner Engineering AG
Zeughausstrasse 43, 8004 Zurich, Switzerland



S Schweizerischer Kalibrierdienst
S Service suisse d'étalonnage
C Servizio svizzero di taratura
S Swiss Calibration Service

Accredited by the Swiss Accreditation Service (SAS)
The Swiss Accreditation Service is one of the signatories to the EA
Multilateral Agreement for the recognition of calibration certificates

Accreditation No.: **SCS 108**

Glossary:

NORM_{x,y,z} sensitivity in free space
DCP diode compression point
Polarization ϕ ϕ rotation around probe axis
Polarization ϑ ϑ rotation around an axis that is in the plane normal to probe axis (at measurement center), i.e., $\vartheta = 0$ is normal to probe axis
Connector Angle information used in DASY system to align probe sensor X to the robot coordinate system

Calibration is Performed According to the Following Standards:

- a) IEEE Std 1309-2005, " IEEE Standard for calibration of electromagnetic field sensors and probes, excluding antennas, from 9 kHz to 40 GHz", December 2005.

Methods Applied and Interpretation of Parameters:

- **NORM_{x,y,z}**: Assessed for E-field polarization $\vartheta = 0$ for XY sensors and $\vartheta = 90$ for Z sensor ($f \leq 900$ MHz in TEM-cell; $f > 1800$ MHz: R22 waveguide).
- **NORM(f)_{x,y,z} = NORM_{x,y,z} * frequency_response** (see Frequency Response Chart).
- **DCP_{x,y,z}**: DCP are numerical linearization parameters assessed based on the data of power sweep (no uncertainty required). DCP does not depend on frequency.
- **Spherical isotropy (3D deviation from isotropy)**: in a locally homogeneous field realized using an open waveguide setup.
- **Sensor Offset**: The sensor offset corresponds to the offset of virtual measurement center from the probe tip (on probe axis). No tolerance required.
- **Connector Angle**: The angle is assessed using the information gained by determining the **NORM_x** (no uncertainty required).

RTS RIM Testing Services	Document Annex B to Hearing Aid Compatibility RF Emissions Test Report for the BlackBerry® Smartphone model RBW71CW		Page 8(31)
	Author Data Daoud Attayi	Dates of Test Aug 26, Sep 26-27, 2008	Report No RTS-1191-0809-30 Rev1

ER3DV6 SN:2285

March 7, 2008

Probe ER3DV6

SN:2285

Manufactured: September 20, 2002
Last calibrated: March 12, 2007
Recalibrated: March 7, 2008

Calibrated for DASY Systems

(Note: non-compatible with DASY2 system!)

RTS RIM Testing Services	Document Annex B to Hearing Aid Compatibility RF Emissions Test Report for the BlackBerry® Smartphone model RBW71CW		Page 9(31)
	Author Data Daoud Attayi	Dates of Test Aug 26, Sep 26-27, 2008	Report No RTS-1191-0809-30 Rev1

ER3DV6 SN:2285

March 7, 2008

DASY - Parameters of Probe: ER3DV6 SN:2285

Sensitivity in Free Space [$\mu\text{V}/(\text{V}/\text{m})^2$]		Diode Compression ^A	
NormX	1.24 ± 10.1 % (k=2)	DCP X	93 mV
NormY	1.40 ± 10.1 % (k=2)	DCP Y	93 mV
NormZ	1.59 ± 10.1 % (k=2)	DCP Z	98 mV

Frequency Correction

X	0.0
Y	0.0
Z	0.0

Sensor Offset (Probe Tip to Sensor Center)

X	2.5 mm
Y	2.5 mm
Z	2.5 mm

Connector Angle -278 °

The reported uncertainty of measurement is stated as the standard uncertainty of measurement multiplied by the coverage factor k=2, which for a normal distribution corresponds to a coverage probability of approximately 95%.

^A numerical linearization parameter; uncertainty not required

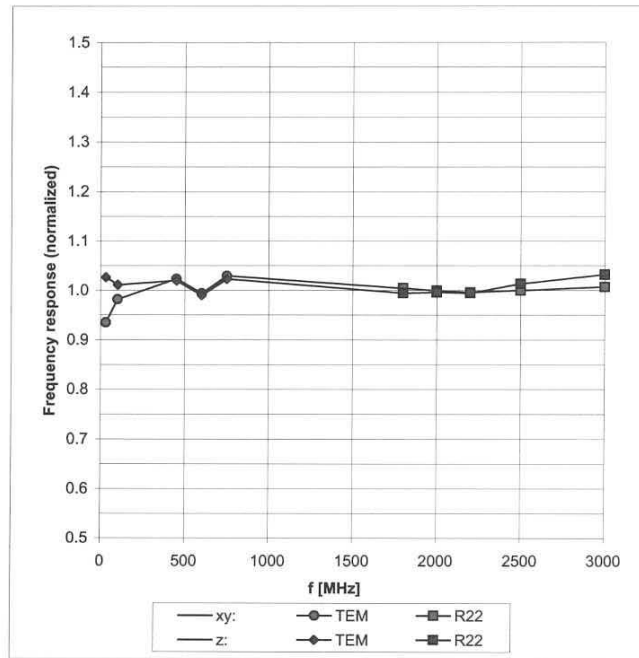
RTS RIM Testing Services	Document Annex B to Hearing Aid Compatibility RF Emissions Test Report for the BlackBerry® Smartphone model RBW71CW		Page 10(31)
	Author Data Daoud Attayi	Dates of Test Aug 26, Sep 26-27, 2008	Report No RTS-1191-0809-30 Rev1

ER3DV6 SN:2285

March 7, 2008

Frequency Response of E-Field

(TEM-Cell:ifi110 EXX, Waveguide R22)



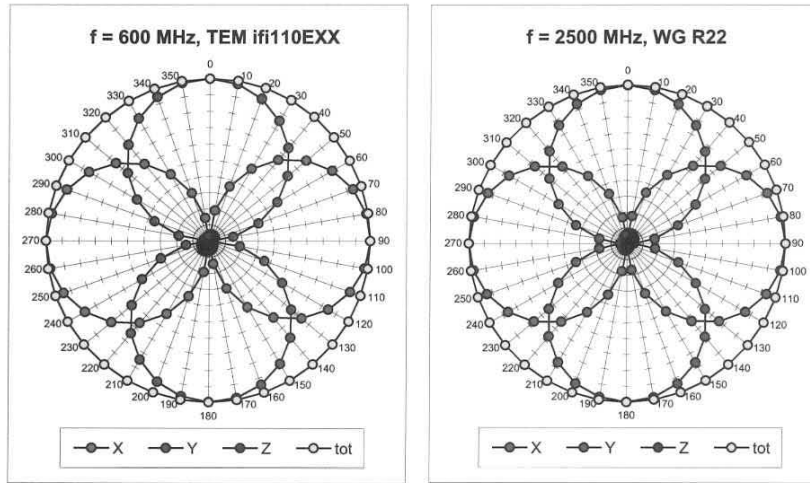
Uncertainty of Frequency Response of E-field: ± 6.3% (k=2)

RTS RIM Testing Services	Document Annex B to Hearing Aid Compatibility RF Emissions Test Report for the BlackBerry® Smartphone model RBW71CW		Page 11(31)
	Author Data Daoud Attayi	Dates of Test Aug 26, Sep 26-27, 2008	Report No RTS-1191-0809-30 Rev1

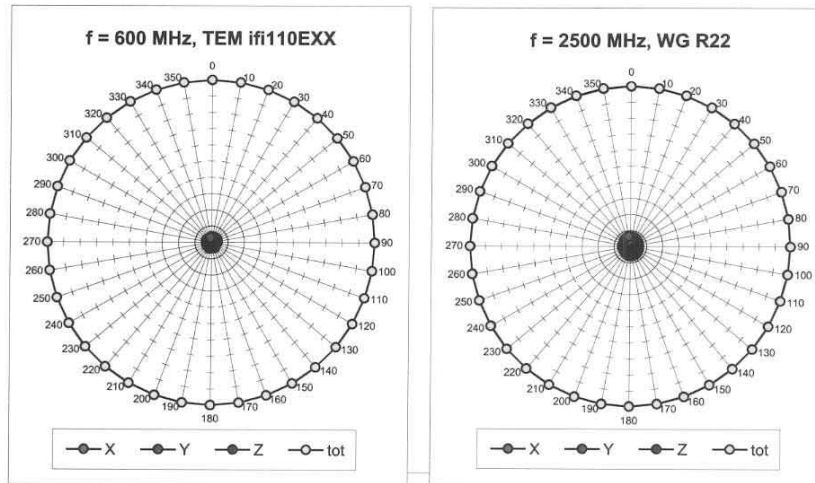
ER3DV6 SN:2285

March 7, 2008

Receiving Pattern (ϕ), $\vartheta = 0^\circ$



Receiving Pattern (ϕ), $\vartheta = 90^\circ$

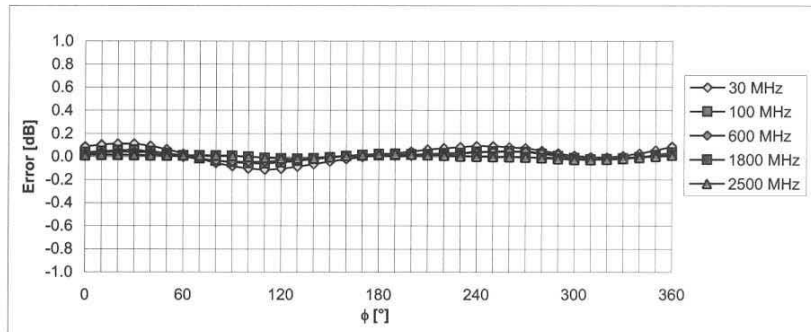


RTS RIM Testing Services	Document Annex B to Hearing Aid Compatibility RF Emissions Test Report for the BlackBerry® Smartphone model RBW71CW		Page 12(31)
	Author Data Daoud Attayi	Dates of Test Aug 26, Sep 26-27, 2008	Report No RTS-1191-0809-30 Rev1

ER3DV6 SN:2285

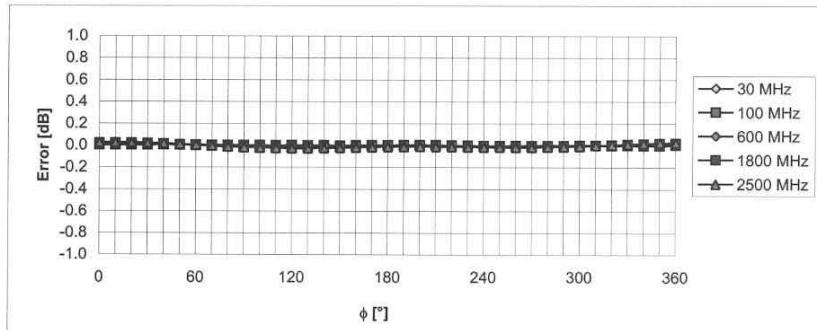
March 7, 2008

Receiving Pattern (ϕ), $\vartheta = 0^\circ$



Uncertainty of Axial Isotropy Assessment: $\pm 0.5\%$ ($k=2$)

Receiving Pattern (ϕ), $\vartheta = 90^\circ$



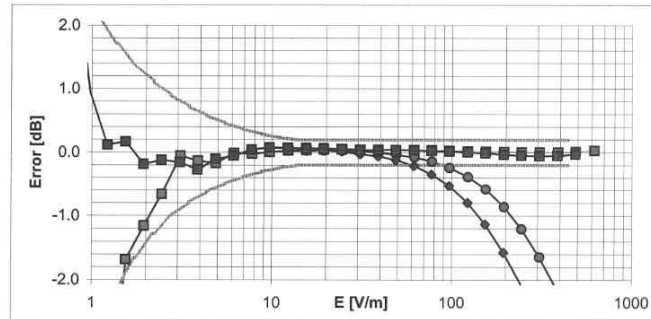
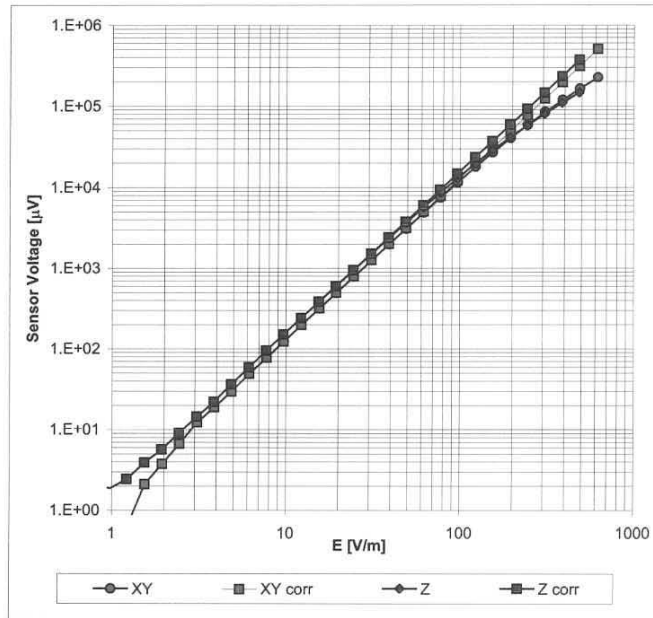
Uncertainty of Axial Isotropy Assessment: $\pm 0.5\%$ ($k=2$)

RTS RIM Testing Services	Document Annex B to Hearing Aid Compatibility RF Emissions Test Report for the BlackBerry® Smartphone model RBW71CW		Page 13(31)
	Author Data Daoud Attayi	Dates of Test Aug 26, Sep 26-27, 2008	Report No RTS-1191-0809-30 Rev1

ER3DV6 SN:2285

March 7, 2008

Dynamic Range f(E-field) (Waveguide R22, f = 1800 MHz)



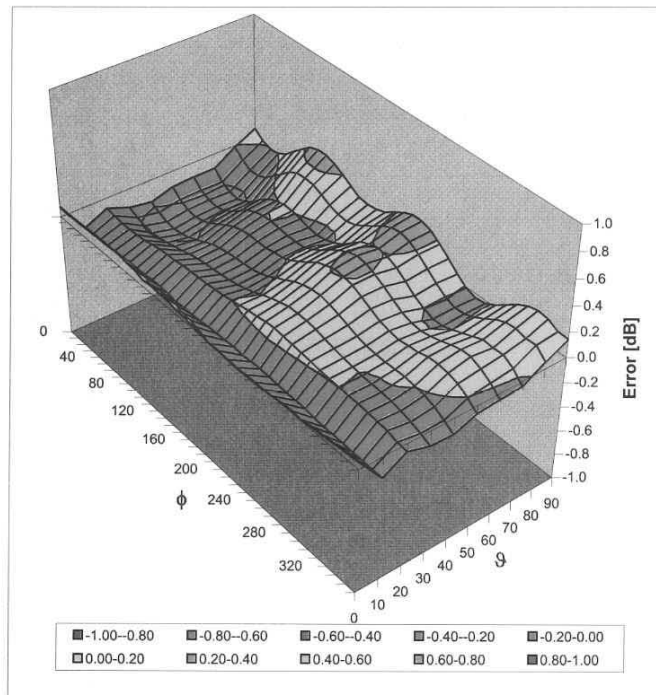
Uncertainty of Linearity Assessment: $\pm 0.6\%$ (k=2)

RTS RIM Testing Services	Document Annex B to Hearing Aid Compatibility RF Emissions Test Report for the BlackBerry® Smartphone model RBW71CW		Page 14(31)
	Author Data Daoud Attayi	Dates of Test Aug 26, Sep 26-27, 2008	Report No RTS-1191-0809-30 Rev1

ER3DV6 SN:2285

March 7, 2008

Deviation from Isotropy in Air
Error (ϕ, ϑ), $f = 900$ MHz



Uncertainty of Spherical Isotropy Assessment: $\pm 2.6\%$ ($k=2$)

RTS RIM Testing Services	Document	Annex B to Hearing Aid Compatibility RF Emissions Test Report for the BlackBerry® Smartphone model RBW71CW		Page
	Author Data	Dates of Test	Report No	FCC ID
Daoud Attayi	Aug 26, Sep 26-27, 2008	RTS-1191-0809-30 Rev1	L6ARBW70CW	

Calibration Laboratory of
 Schmid & Partner
 Engineering AG
 Zeughausstrasse 43, 8004 Zurich, Switzerland



S Schweizerischer Kalibrierdienst
 C Service suisse d'étalonnage
 S Servizio svizzero di taratura
 S Swiss Calibration Service

Accredited by the Swiss Accreditation Service (SAS)
 The Swiss Accreditation Service is one of the signatories to the EA
 Multilateral Agreement for the recognition of calibration certificates

Accreditation No.: SCS 108

Client **RIM**

Certificate No: ER3-2286_Jan08

CALIBRATION CERTIFICATE																																																			
Object	ER3DV6 - SN:2286																																																		
Calibration procedure(s)	QA CAL-02.v5 Calibration procedure for E-field probes optimized for close near field evaluations in air																																																		
Calibration date:	January 21, 2008																																																		
Condition of the calibrated item	In Tolerance																																																		
<p>This calibration certificate documents the traceability to national standards, which realize the physical units of measurements (SI). The measurements and the uncertainties with confidence probability are given on the following pages and are part of the certificate.</p> <p>All calibrations have been conducted in the closed laboratory facility: environment temperature (22 ± 3)°C and humidity < 70%.</p> <p>Calibration Equipment used (M&TE critical for calibration)</p> <table border="1"> <thead> <tr> <th>Primary Standards</th> <th>ID #</th> <th>Cal Date (Calibrated by, Certificate No.)</th> <th>Scheduled Calibration</th> </tr> </thead> <tbody> <tr> <td>Power meter E4419B</td> <td>GB41293874</td> <td>29-Mar-07 (METAS, No. 217-00670)</td> <td>Mar-08</td> </tr> <tr> <td>Power sensor E4412A</td> <td>MY41495277</td> <td>29-Mar-07 (METAS, No. 217-00670)</td> <td>Mar-08</td> </tr> <tr> <td>Power sensor E4412A</td> <td>MY41498087</td> <td>29-Mar-07 (METAS, No. 217-00670)</td> <td>Mar-08</td> </tr> <tr> <td>Reference 3 dB Attenuator</td> <td>SN: S5054 (3c)</td> <td>8-Aug-07 (METAS, No. 217-00719)</td> <td>Aug-08</td> </tr> <tr> <td>Reference 20 dB Attenuator</td> <td>SN: S5086 (20b)</td> <td>29-Mar-07 (METAS, No. 217-00671)</td> <td>Mar-08</td> </tr> <tr> <td>Reference 30 dB Attenuator</td> <td>SN: S5129 (30b)</td> <td>8-Aug-07 (METAS, No. 217-00720)</td> <td>Aug-08</td> </tr> <tr> <td>Reference Probe ER3DV6</td> <td>SN: 2326</td> <td>2-Oct-07 (SPEAG, No. ER3-2326_Oct07)</td> <td>Oct-08</td> </tr> <tr> <td>DAE4</td> <td>SN: 654</td> <td>20-Apr-07 (SPEAG, No. DAE4-654_Apr07)</td> <td>Apr-08</td> </tr> </tbody> </table> <table border="1"> <thead> <tr> <th>Secondary Standards</th> <th>ID #</th> <th>Check Date (in house)</th> <th>Scheduled Check</th> </tr> </thead> <tbody> <tr> <td>RF generator HP 8648C</td> <td>US3642U01700</td> <td>4-Aug-99 (SPEAG, in house check Oct-07)</td> <td>In house check: Oct-09</td> </tr> <tr> <td>Network Analyzer HP 8753E</td> <td>US37390555</td> <td>18-Oct-01 (SPEAG, in house check Oct-07)</td> <td>In house check: Oct-08</td> </tr> </tbody> </table>				Primary Standards	ID #	Cal Date (Calibrated by, Certificate No.)	Scheduled Calibration	Power meter E4419B	GB41293874	29-Mar-07 (METAS, No. 217-00670)	Mar-08	Power sensor E4412A	MY41495277	29-Mar-07 (METAS, No. 217-00670)	Mar-08	Power sensor E4412A	MY41498087	29-Mar-07 (METAS, No. 217-00670)	Mar-08	Reference 3 dB Attenuator	SN: S5054 (3c)	8-Aug-07 (METAS, No. 217-00719)	Aug-08	Reference 20 dB Attenuator	SN: S5086 (20b)	29-Mar-07 (METAS, No. 217-00671)	Mar-08	Reference 30 dB Attenuator	SN: S5129 (30b)	8-Aug-07 (METAS, No. 217-00720)	Aug-08	Reference Probe ER3DV6	SN: 2326	2-Oct-07 (SPEAG, No. ER3-2326_Oct07)	Oct-08	DAE4	SN: 654	20-Apr-07 (SPEAG, No. DAE4-654_Apr07)	Apr-08	Secondary Standards	ID #	Check Date (in house)	Scheduled Check	RF generator HP 8648C	US3642U01700	4-Aug-99 (SPEAG, in house check Oct-07)	In house check: Oct-09	Network Analyzer HP 8753E	US37390555	18-Oct-01 (SPEAG, in house check Oct-07)	In house check: Oct-08
Primary Standards	ID #	Cal Date (Calibrated by, Certificate No.)	Scheduled Calibration																																																
Power meter E4419B	GB41293874	29-Mar-07 (METAS, No. 217-00670)	Mar-08																																																
Power sensor E4412A	MY41495277	29-Mar-07 (METAS, No. 217-00670)	Mar-08																																																
Power sensor E4412A	MY41498087	29-Mar-07 (METAS, No. 217-00670)	Mar-08																																																
Reference 3 dB Attenuator	SN: S5054 (3c)	8-Aug-07 (METAS, No. 217-00719)	Aug-08																																																
Reference 20 dB Attenuator	SN: S5086 (20b)	29-Mar-07 (METAS, No. 217-00671)	Mar-08																																																
Reference 30 dB Attenuator	SN: S5129 (30b)	8-Aug-07 (METAS, No. 217-00720)	Aug-08																																																
Reference Probe ER3DV6	SN: 2326	2-Oct-07 (SPEAG, No. ER3-2326_Oct07)	Oct-08																																																
DAE4	SN: 654	20-Apr-07 (SPEAG, No. DAE4-654_Apr07)	Apr-08																																																
Secondary Standards	ID #	Check Date (in house)	Scheduled Check																																																
RF generator HP 8648C	US3642U01700	4-Aug-99 (SPEAG, in house check Oct-07)	In house check: Oct-09																																																
Network Analyzer HP 8753E	US37390555	18-Oct-01 (SPEAG, in house check Oct-07)	In house check: Oct-08																																																
Calibrated by:	Name Katja Pokovic	Function Technical Manager	Signature 																																																
Approved by:	Name Niels Kuster	Function Quality Manager	Signature 																																																
Issued: January 21, 2008																																																			
This calibration certificate shall not be reproduced except in full without written approval of the laboratory.																																																			

Certificate No: ER3-2286_Jan08

Page 1 of 9

RTS RIM Testing Services	Document Annex B to Hearing Aid Compatibility RF Emissions Test Report for the BlackBerry® Smartphone model RBW71CW		Page 16(31)
	Author Data Daoud Attayi	Dates of Test Aug 26, Sep 26-27, 2008	Report No RTS-1191-0809-30 Rev1

**Calibration Laboratory of
 Schmid & Partner
 Engineering AG**
 Zeughausstrasse 43, 8004 Zurich, Switzerland



S Schweizerischer Kalibrierdienst
C Service suisse d'étalonnage
S Servizio svizzero di taratura
S Swiss Calibration Service

Accredited by the Swiss Accreditation Service (SAC)
 The Swiss Accreditation Service is one of the signatories to the EA
 Multilateral Agreement for the recognition of calibration certificates

Accreditation No.: **SCS 108**

Glossary:

NORM_{x,y,z} sensitivity in free space
DCP diode compression point
Polarization ϕ ϕ rotation around probe axis
Polarization θ θ rotation around an axis that is in the plane normal to probe axis (at measurement center), i.e., $\theta = 0$ is normal to probe axis
Connector Angle information used in DASY system to align probe sensor X to the robot coordinate system

Calibration is Performed According to the Following Standards:

- a) IEEE Std 1309-2005, "IEEE Standard for calibration of electromagnetic field sensors and probes, excluding antennas, from 9 kHz to 40 GHz", December 2005.

Methods Applied and Interpretation of Parameters:

- **NORM_{x,y,z}**: Assessed for E-field polarization $\theta = 0$ for XY sensors and $\theta = 90$ for Z sensor ($f \leq 900$ MHz in TEM-cell; $f > 1800$ MHz: R22 waveguide).
- **NORM(f)_{x,y,z}** = **NORM_{x,y,z}** * *frequency_response* (see Frequency Response Chart).
- **DCP_{x,y,z}**: DCP are numerical linearization parameters assessed based on the data of power sweep (no uncertainty required). DCP does not depend on frequency.
- **Spherical isotropy (3D deviation from isotropy)**: in a locally homogeneous field realized using an open waveguide setup.
- **Sensor Offset**: The sensor offset corresponds to the offset of virtual measurement center from the probe tip (on probe axis). No tolerance required.
- **Connector Angle**: The angle is assessed using the information gained by determining the **NORM_x** (no uncertainty required).

RTS RIM Testing Services	Document Annex B to Hearing Aid Compatibility RF Emissions Test Report for the BlackBerry® Smartphone model RBW71CW		Page 17(31)
	Author Data Daoud Attayi	Dates of Test Aug 26, Sep 26-27, 2008	Report No RTS-1191-0809-30 Rev1

ER3DV6 SN:2286

January 21, 2008

Probe ER3DV6

SN:2286

Manufactured: September 19, 2002
Last calibrated: January 10, 2007
Recalibrated: January 21, 2008

Calibrated for DASY Systems

(Note: non-compatible with DASY2 system!)

RTS RIM Testing Services	Document Annex B to Hearing Aid Compatibility RF Emissions Test Report for the BlackBerry® Smartphone model RBW71CW		Page 18(31)
	Author Data Daoud Attayi	Dates of Test Aug 26, Sep 26-27, 2008	Report No RTS-1191-0809-30 Rev1

ER3DV6 SN:2286

January 21, 2008

DASY - Parameters of Probe: ER3DV6 SN:2286

Sensitivity in Free Space [$\mu\text{V}/(\text{V}/\text{m})^2$]		Diode Compression ^A	
NormX	2.20 ± 10.1 % (k=2)	DCP X	94 mV
NormY	1.44 ± 10.1 % (k=2)	DCP Y	94 mV
NormZ	1.54 ± 10.1 % (k=2)	DCP Z	95 mV

Frequency Correction

X	0.0
Y	0.0
Z	0.0

Sensor Offset (Probe Tip to Sensor Center)

X	2.5 mm
Y	2.5 mm
Z	2.5 mm

Connector Angle -187 °

The reported uncertainty of measurement is stated as the standard uncertainty of measurement multiplied by the coverage factor k=2, which for a normal distribution corresponds to a coverage probability of approximately 95%.

^A numerical linearization parameter: uncertainty not required

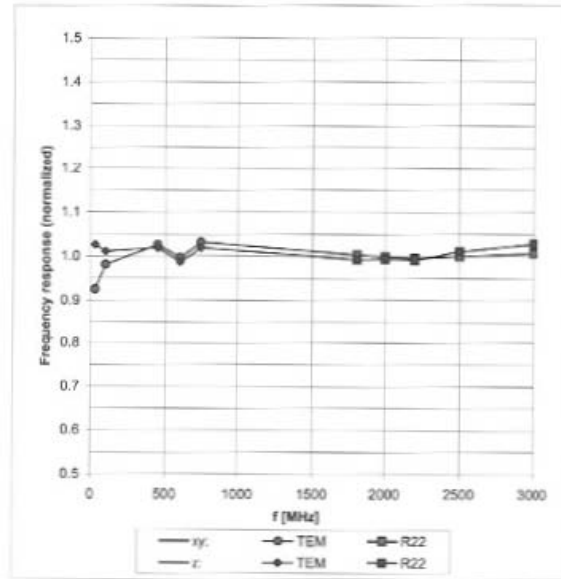
RTS RIM Testing Services	Document Annex B to Hearing Aid Compatibility RF Emissions Test Report for the BlackBerry® Smartphone model RBW71CW		Page 19(31)
	Author Data Daoud Attayi	Dates of Test Aug 26, Sep 26-27, 2008	Report No RTS-1191-0809-30 Rev1

ER3DV6 SN:2286

January 21, 2008

Frequency Response of E-Field

(TEM-Cell:ifi110 EXX, Waveguide R22)



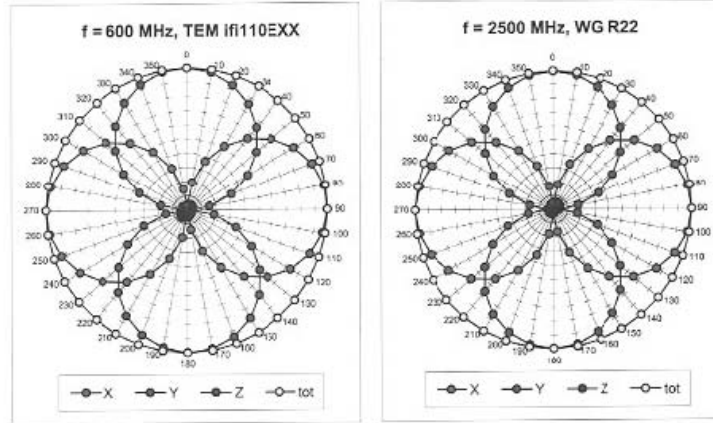
Uncertainty of Frequency Response of E-field: $\pm 6.3\%$ (k=2)

RTS RIM Testing Services	Document Annex B to Hearing Aid Compatibility RF Emissions Test Report for the BlackBerry® Smartphone model RBW71CW		Page 20(31)
	Author Data Daoud Attayi	Dates of Test Aug 26, Sep 26-27, 2008	Report No RTS-1191-0809-30 Rev1

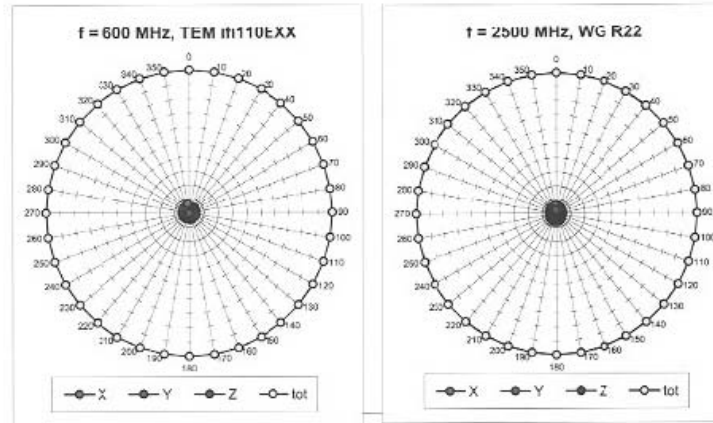
ER3DV6 SN:2286

January 21, 2008

Receiving Pattern (ϕ), $\vartheta = 0^\circ$



Receiving Pattern (ϕ), $\vartheta = 90^\circ$

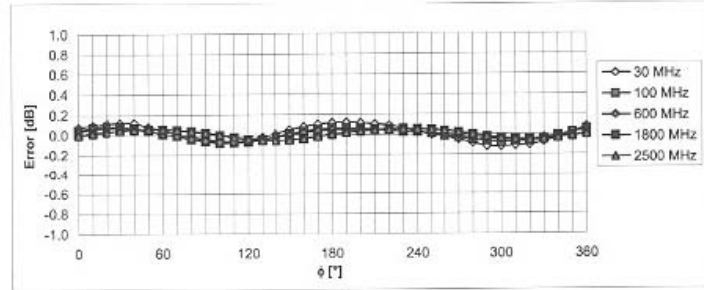


RTS RIM Testing Services	Document Annex B to Hearing Aid Compatibility RF Emissions Test Report for the BlackBerry® Smartphone model RBW71CW		Page 21(31)
	Author Data Daoud Attayi	Dates of Test Aug 26, Sep 26-27, 2008	Report No RTS-1191-0809-30 Rev1

ER3DV6 SN:2286

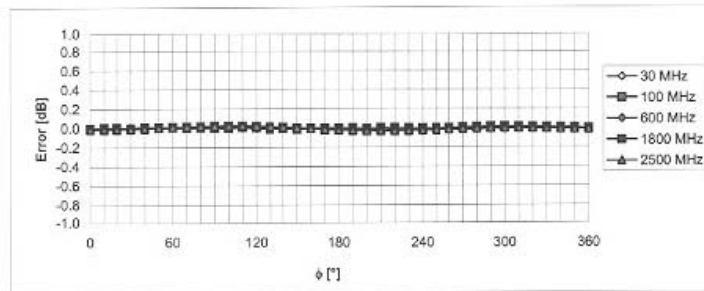
January 21, 2008

Receiving Pattern (ϕ), $\vartheta = 0^\circ$



Uncertainty of Axial Isotropy Assessment: $\pm 0.5\%$ ($k=2$)

Receiving Pattern (ϕ), $\vartheta = 90^\circ$



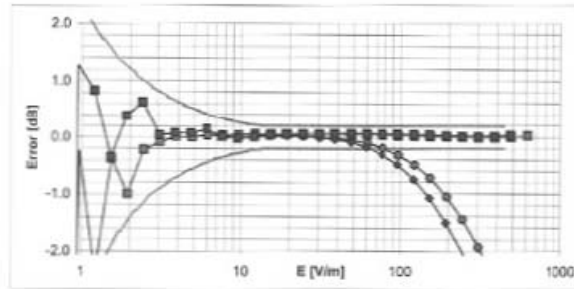
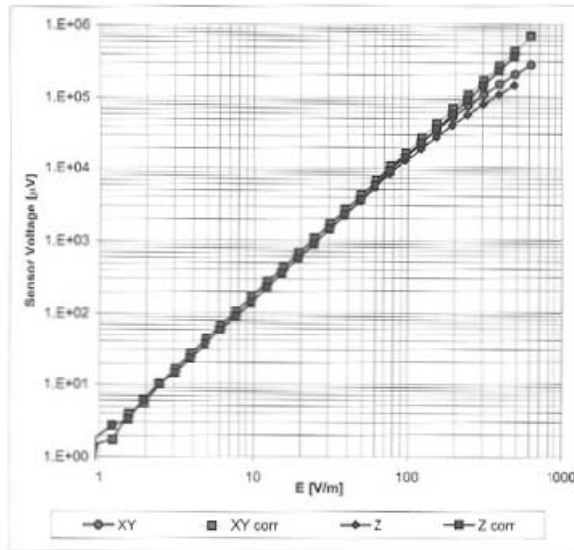
Uncertainty of Axial Isotropy Assessment: $\pm 0.5\%$ ($k=2$)

RTS RIM Testing Services	Document Annex B to Hearing Aid Compatibility RF Emissions Test Report for the BlackBerry® Smartphone model RBW71CW		Page 22(31)
	Author Data Daoud Attayi	Dates of Test Aug 26, Sep 26-27, 2008	Report No RTS-1191-0809-30 Rev1

ER3DV6 SN:2286

January 21, 2008

Dynamic Range f(E-field)
(Waveguide R22, f = 1800 MHz)



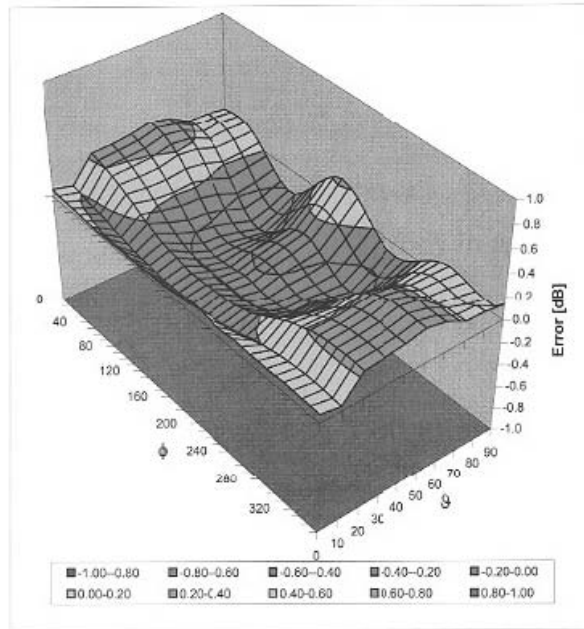
Uncertainty of Linearity Assessment: ± 0.6% (k=2)

RTS RIM Testing Services	Document Annex B to Hearing Aid Compatibility RF Emissions Test Report for the BlackBerry® Smartphone model RBW71CW		Page 23(31)
	Author Data Daoud Attayi	Dates of Test Aug 26, Sep 26-27, 2008	Report No RTS-1191-0809-30 Rev1

ER3DV6 SN:2286

January 21, 2008

Deviation from Isotropy in Air
Error (ϕ, θ), $f = 900$ MHz



Uncertainty of Spherical Isotropy Assessment: $\pm 2.6\%$ ($k=2$)

RTS RIM Testing Services	Document Annex B to Hearing Aid Compatibility RF Emissions Test Report for the BlackBerry® Smartphone model RBW71CW		Page 24(31)
	Author Data Daoud Attayi	Dates of Test Aug 26, Sep 26-27, 2008	Report No RTS-1191-0809-30 Rev1
		FCC ID L6ARBW70CW	

Calibration Laboratory of Schmid & Partner Engineering AG
Zeughausstrasse 43, 8004 Zurich, Switzerland



S Schweizerischer Kalibrierdienst
S Service suisse d'étalonnage
C Servizio svizzero di taratura
S Swiss Calibration Service

Accredited by the Swiss Accreditation Service (SAS)
The Swiss Accreditation Service is one of the signatories to the EA Multilateral Agreement for the recognition of calibration certificates

Accreditation No.: **SCS 108**

Client **RIM**

Certificate No: **H3-6105_Nov07**

CALIBRATION CERTIFICATE

Object	H3DV6 - SN:6105
Calibration procedure(s)	QA CAL-03.v5 Calibration procedure for H-field probes optimized for close near field evaluations in air
Calibration date:	November 9, 2007
Condition of the calibrated item	In Tolerance

This calibration certificate documents the traceability to national standards, which realize the physical units of measurements (SI). The measurements and the uncertainties with confidence probability are given on the following pages and are part of the certificate.

All calibrations have been conducted in the closed laboratory facility: environment temperature (22 ± 3)°C and humidity < 70%.

Calibration Equipment used (M&TE critical for calibration)

Primary Standards	ID #	Cal Date (Calibrated by, Certificate No.)	Scheduled Calibration
Power meter E4419B	GB41293874	29-Mar-07 (METAS, No. 217-00670)	Mar-08
Power sensor E4412A	MY41495277	29-Mar-07 (METAS, No. 217-00670)	Mar-08
Power sensor E4412A	MY41498087	29-Mar-07 (METAS, No. 217-00670)	Mar-08
Reference 3 dB Attenuator	SN: S5054 (3c)	8-Aug-07 (METAS, No. 217-00719)	Aug-08
Reference 20 dB Attenuator	SN: S5086 (20b)	29-Mar-07 (METAS, No. 217-00671)	Mar-08
Reference 30 dB Attenuator	SN: S5129 (30b)	8-Aug-07 (METAS, No. 217-00720)	Aug-08
Reference Probe H3DV6	SN: 6182	2-Oct-07 (SPEAG, No. H3-6182_Oct07)	Oct-08
DAE4	SN: 654	20-Apr-07 (SPEAG, No. DAE4-654_Apr07)	Apr-08

Secondary Standards	ID #	Check Date (in house)	Scheduled Check
RF generator HP 8648C	US3642U01700	4-Aug-99 (SPEAG, in house check Oct-07)	In house check: Oct-09
Network Analyzer HP 8753E	US37390585	18-Oct-01 (SPEAG, in house check Oct-07)	In house check: Oct-08

	Name	Function	Signature
Calibrated by:	Katja Pokovic	Technical Manager	
Approved by:	Niels Kuster	Quality Manager	

Issued: November 12, 2007

This calibration certificate shall not be reproduced except in full without written approval of the laboratory.

RTS RIM Testing Services	Document Annex B to Hearing Aid Compatibility RF Emissions Test Report for the BlackBerry® Smartphone model RBW71CW		Page 25(31)
	Author Data Daoud Attayi	Dates of Test Aug 26, Sep 26-27, 2008	Report No RTS-1191-0809-30 Rev1

Calibration Laboratory of Schmid & Partner Engineering AG
Zeughausstrasse 43, 8004 Zurich, Switzerland



S Schweizerischer Kalibrierdienst
C Service suisse d'étalonnage
S Servizio svizzero di taratura
S Swiss Calibration Service

Accredited by the Swiss Accreditation Service (SAS)
The Swiss Accreditation Service is one of the signatories to the EA Multilateral Agreement for the recognition of calibration certificates

Accreditation No.: **SCS 108**

Glossary:

NORM_{x,y,z} sensitivity in free space
DCP diode compression point
Polarization φ φ rotation around probe axis
Polarization ϑ ϑ rotation around an axis that is in the plane normal to probe axis (at measurement center), i.e., $\vartheta = 0$ is normal to probe axis
Connector Angle information used in DASY system to align probe sensor X to the robot coordinate system

Calibration is Performed According to the Following Standards:

- a) IEEE Std 1309-2005, " IEEE Standard for calibration of electromagnetic field sensors and probes, excluding antennas, from 9 kHz to 40 GHz", December 2005.

Methods Applied and Interpretation of Parameters:

- **X, Y, Z_{a0a1a2}** : Assessed for E-field polarization $\vartheta = 90$ for XY sensors and $\vartheta = 0$ for Z sensor ($f \leq 900$ MHz in TEM-cell; $f > 1800$ MHz: R22 waveguide).
- **$X, Y, Z(f)_{a0a1a2} = X, Y, Z_{a0a1a2} * frequency_response$** (see Frequency Response Chart).
- **$DCP_{x,y,z}$** : DCP are numerical linearization parameters assessed based on the data of power sweep (no uncertainty required). DCP does not depend on frequency.
- **Spherical isotropy (3D deviation from isotropy)**: in a locally homogeneous field realized using an open waveguide setup.
- **Sensor Offset**: The sensor offset corresponds to the offset of virtual measurement center from the probe tip (on probe axis). No tolerance required.
- **Connector Angle**: The angle is assessed using the information gained by determining the X_{a0a1a2} (no uncertainty required).

RTS RIM Testing Services	Document Annex B to Hearing Aid Compatibility RF Emissions Test Report for the BlackBerry® Smartphone model RBW71CW		Page 26(31)
	Author Data Daoud Attayi	Dates of Test Aug 26, Sep 26-27, 2008	Report No RTS-1191-0809-30 Rev1

H3DV6 SN:6105

November 9, 2007

Probe H3DV6

SN:6105

Manufactured:	January 4, 2002
Last calibrated:	November 15, 2006
Recalibrated:	November 9, 2007

Calibrated for DASY Systems

(Note: non-compatible with DASY2 system!)

RTS RIM Testing Services	Document Annex B to Hearing Aid Compatibility RF Emissions Test Report for the BlackBerry® Smartphone model RBW71CW		Page 27(31)
	Author Data Daoud Attayi	Dates of Test Aug 26, Sep 26-27, 2008	Report No RTS-1191-0809-30 Rev1

H3DV6 SN:6105

November 9, 2007

DASY - Parameters of Probe: H3DV6 SN:6105

Sensitivity in Free Space [A/m / $\sqrt{(\mu V)}$]

	a0	a1	a2
X	2.879E-03	7.363E-5	-1.925E-5 ± 5.1 % (k=2)
Y	2.588E-03	1.222E-4	-1.861E-5 ± 5.1 % (k=2)
Z	2.929E-03	-6.729E-6	-1.558E-5 ± 5.1 % (k=2)

Diode Compression¹

DCP X	87 mV
DCP Y	87 mV
DCP Z	87 mV

Sensor Offset (Probe Tip to Sensor Center)

X	3.0 mm
Y	3.0 mm
Z	3.0 mm

Connector Angle -234 °

The reported uncertainty of measurement is stated as the standard uncertainty of measurement multiplied by the coverage factor k=2, which for a normal distribution corresponds to a coverage probability of approximately 95%.

¹ numerical linearization parameter: uncertainty not required

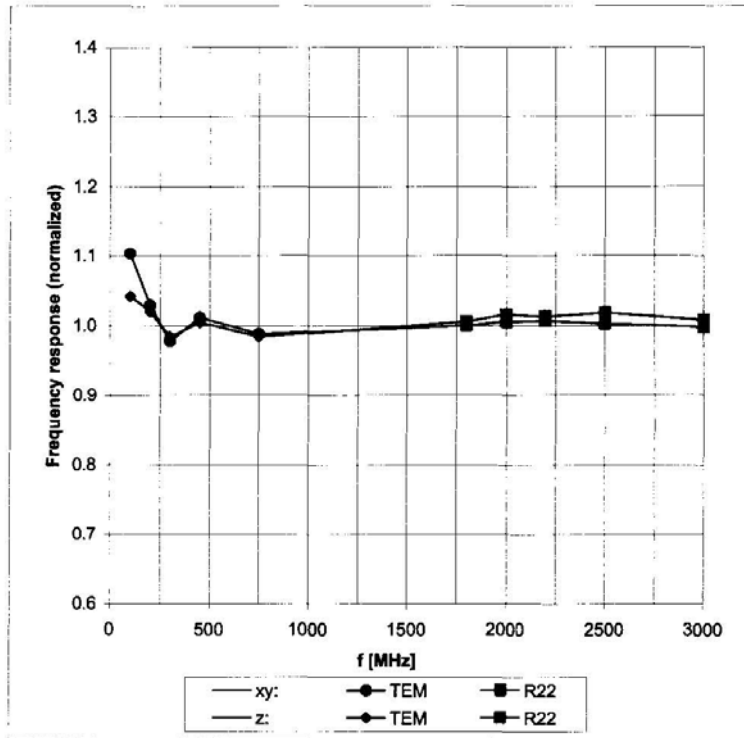
RTS RIM Testing Services	Document Annex B to Hearing Aid Compatibility RF Emissions Test Report for the BlackBerry® Smartphone model RBW71CW		Page 28(31)
	Author Data Daoud Attayi	Dates of Test Aug 26, Sep 26-27, 2008	Report No RTS-1191-0809-30 Rev1

H3DV6 SN:6105

November 9, 2007

Frequency Response of H-Field

(TEM-Cell:ifi110, Waveguide R22)



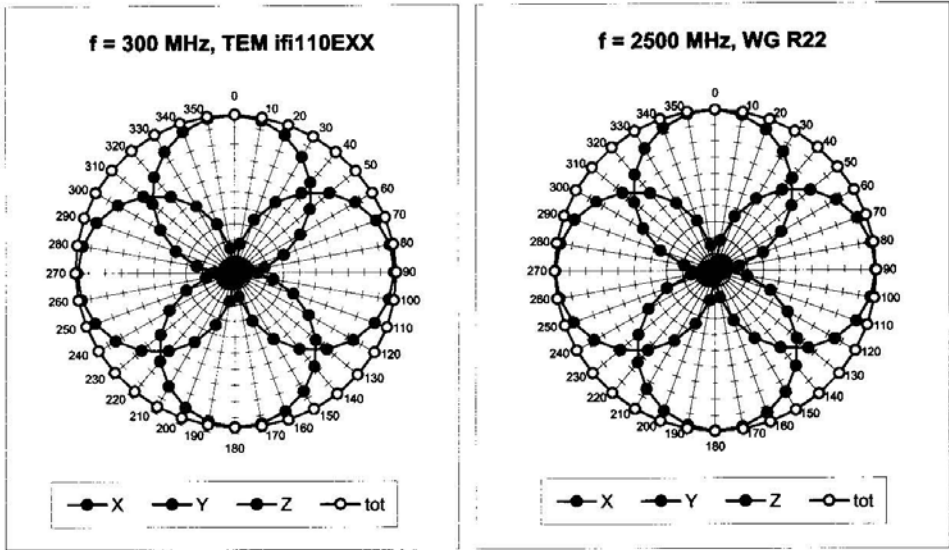
Uncertainty of Frequency Response of E-field: ± 6.3% (k=2)

RTS RIM Testing Services	Document Annex B to Hearing Aid Compatibility RF Emissions Test Report for the BlackBerry® Smartphone model RBW71CW		Page 29(31)
	Author Data Daoud Attayi	Dates of Test Aug 26, Sep 26-27, 2008	Report No RTS-1191-0809-30 Rev1

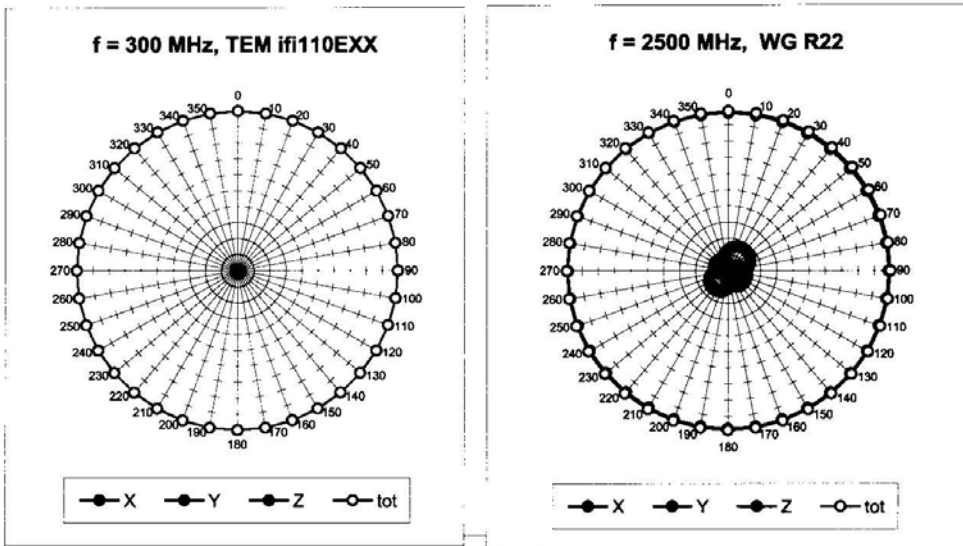
H3DV6 SN:6105

November 9, 2007

Receiving Pattern (ϕ), $\vartheta = 90^\circ$



Receiving Pattern (ϕ), $\vartheta = 0^\circ$

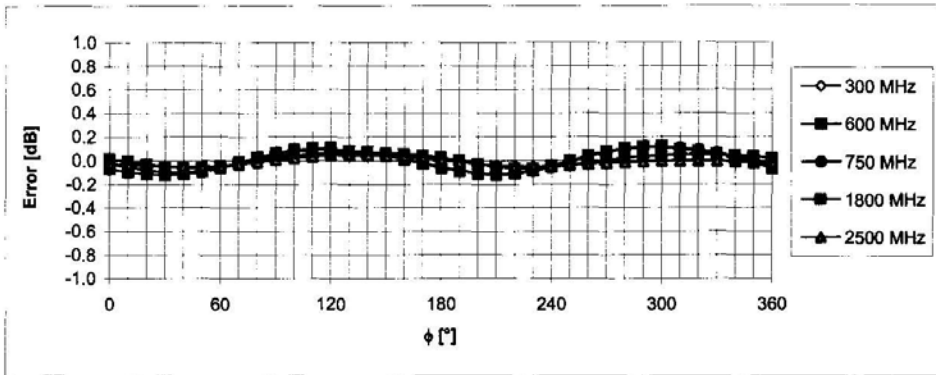


RTS RIM Testing Services	Document Annex B to Hearing Aid Compatibility RF Emissions Test Report for the BlackBerry® Smartphone model RBW71CW		Page 30(31)
	Author Data Daoud Attayi	Dates of Test Aug 26, Sep 26-27, 2008	Report No RTS-1191-0809-30 Rev1

H3DV6 SN:6105

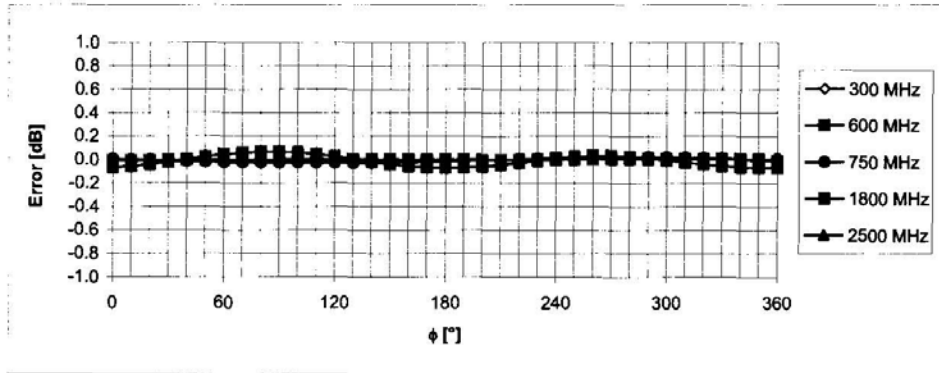
November 9, 2007

Receiving Pattern (ϕ), $\vartheta = 90^\circ$



Uncertainty of Axial Isotropy Assessment: $\pm 0.5\%$ (k=2)

Receiving Pattern (ϕ), $\vartheta = 0^\circ$



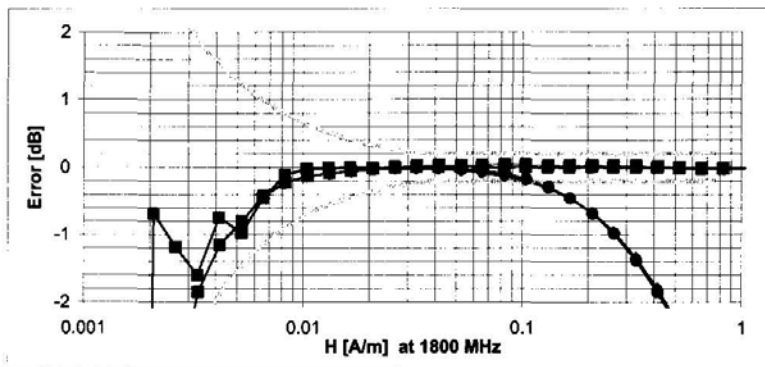
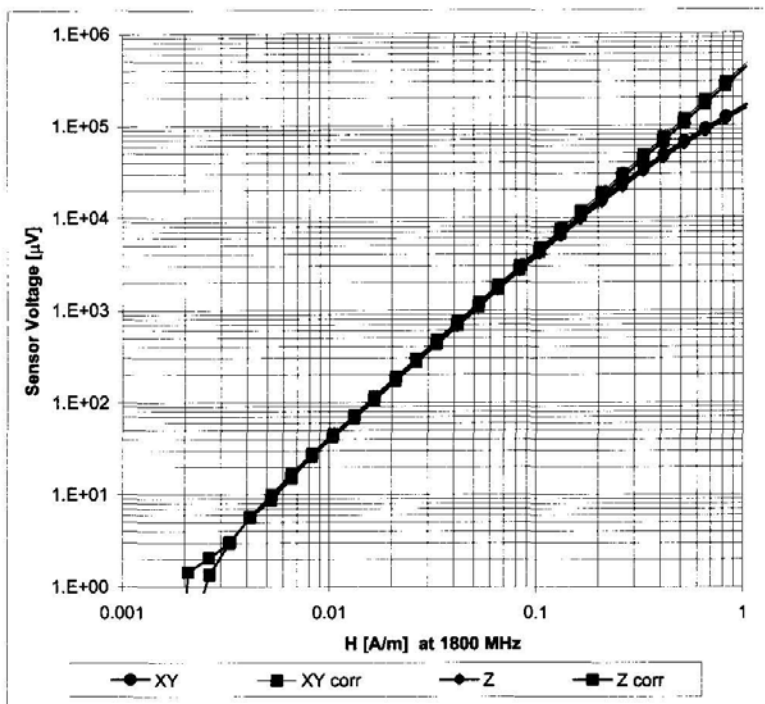
Uncertainty of Axial Isotropy Assessment: $\pm 0.5\%$ (k=2)

RTS RIM Testing Services	Document Annex B to Hearing Aid Compatibility RF Emissions Test Report for the BlackBerry® Smartphone model RBW71CW		Page 31(31)
	Author Data Daoud Attayi	Dates of Test Aug 26, Sep 26-27, 2008	Report No RTS-1191-0809-30 Rev1

H3DV6 SN:6105

November 9, 2007

Dynamic Range f(H-field)
 (Waveguide R22, f = 1800 MHz)



Uncertainty of Linearity Assessment: $\pm 0.6\%$ (k=2)