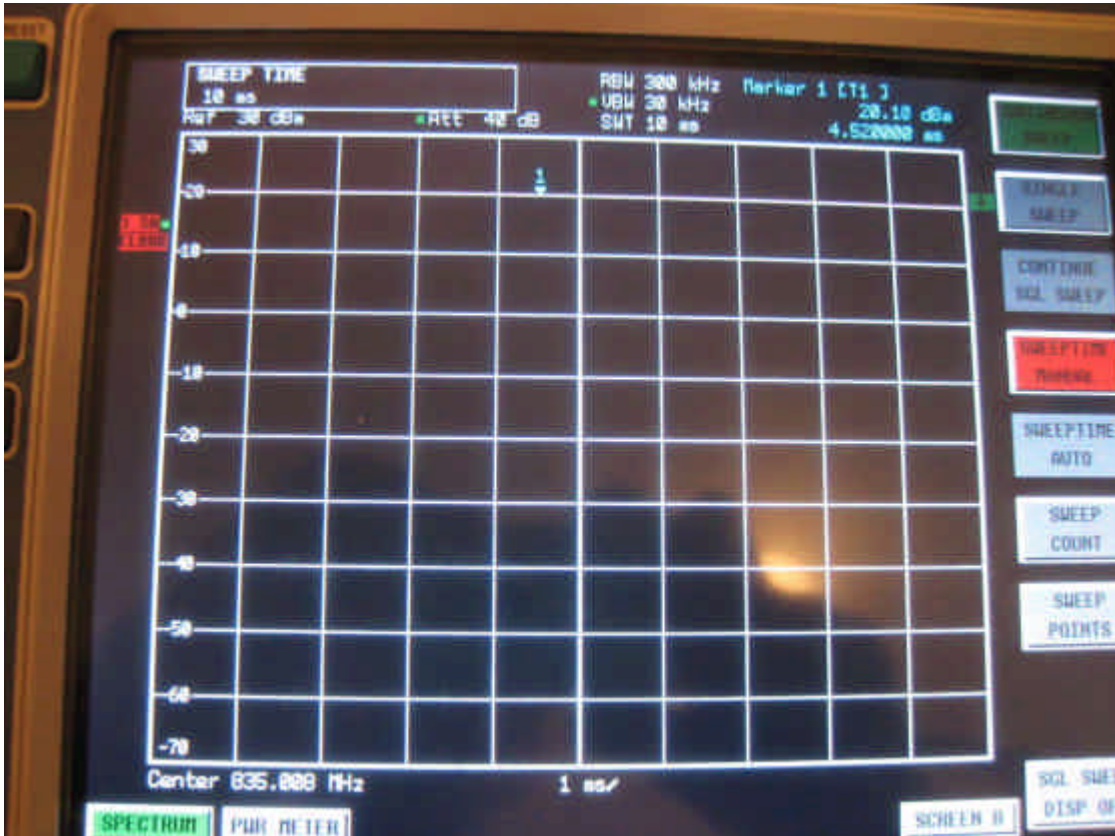


RTS RIM Testing Services	Document Annex A to Hearing Aid Compatibility RF Emissions Test Report for the BlackBerry® Smartphone model RBW71CW		Page 1(216)
	Author Data Daoud Attayi	Dates of Test Aug 26, Sep 26-27, 2008	Report No RTS-1191-0809-30 Rev 1

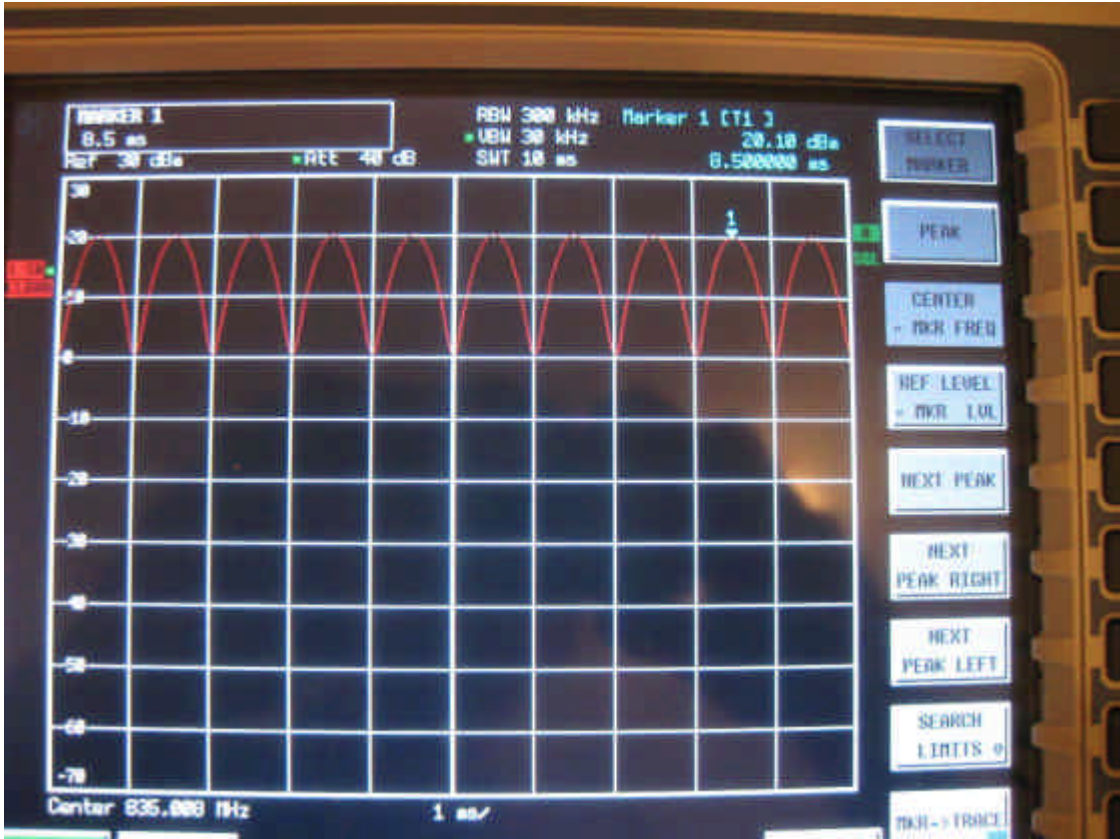
Annex A: Measurement data and plots

A.1 Spectrum analyser plots: CW, 80%AM, GSM and CDMA signals



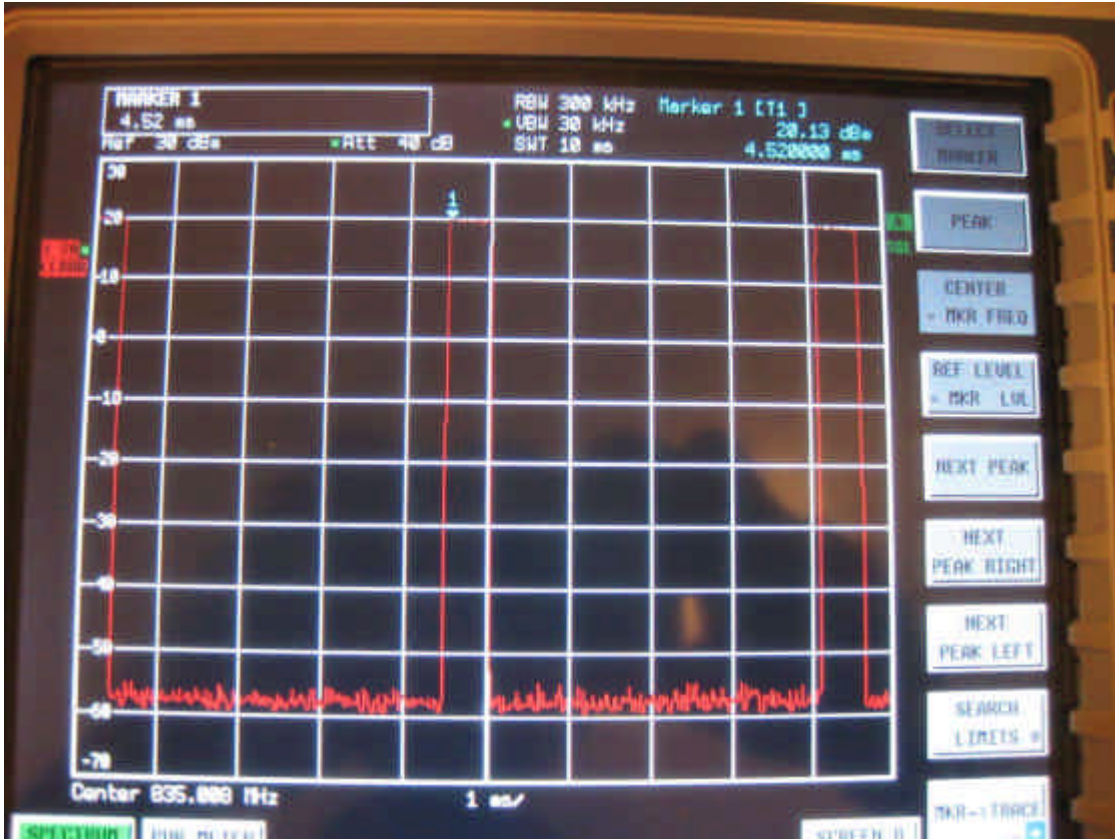
0 Hz Span CW Plot (835MHz)

RTS RIM Testing Services	Document Annex A to Hearing Aid Compatibility RF Emissions Test Report for the BlackBerry® Smartphone model RBW71CW		Page 2(216)
	Author Data Daoud Attayi	Dates of Test Aug 26, Sep 26-27, 2008	Report No RTS-1191-0809-30 Rev 1



0 Hz Span 80% AM Plot (835MHz)

RTS RIM Testing Services	Document Annex A to Hearing Aid Compatibility RF Emissions Test Report for the BlackBerry® Smartphone model RBW71CW		Page 3(216)
	Author Data Daoud Attayi	Dates of Test Aug 26, Sep 26-27, 2008	Report No RTS-1191-0809-30 Rev 1



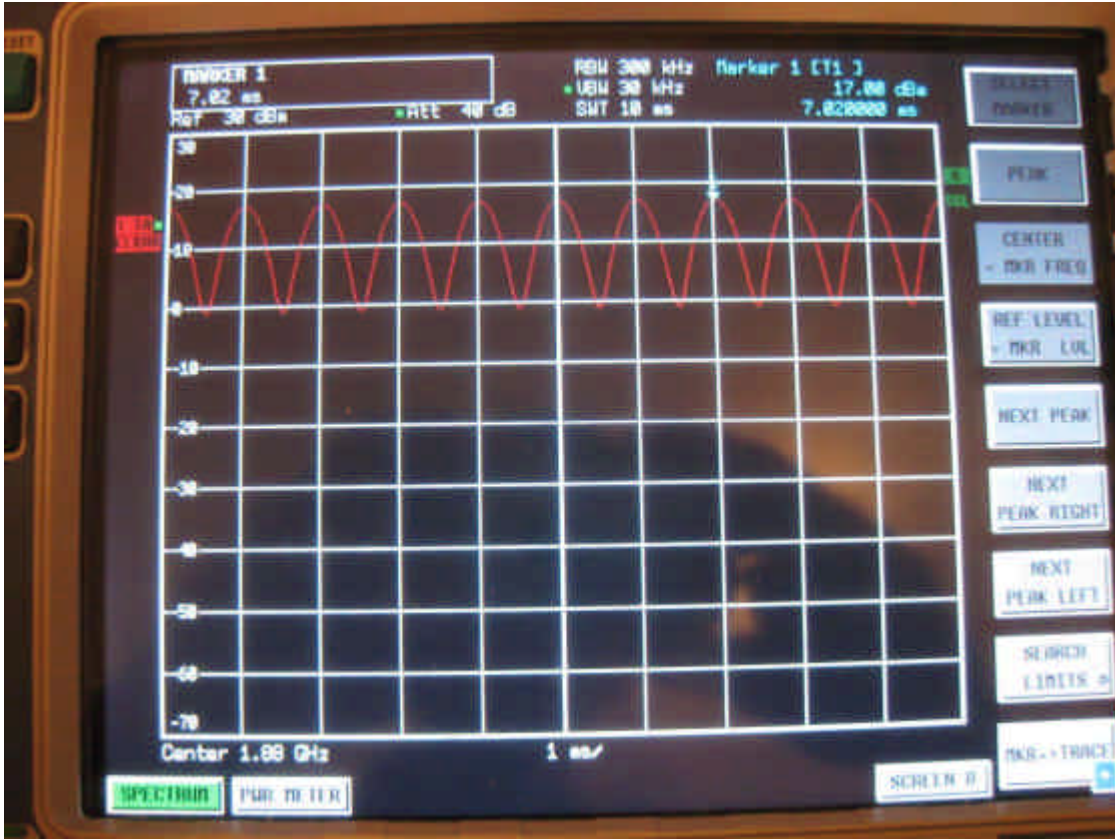
0 Hz Span GSM (835MHz)

RTS RIM Testing Services	Document Annex A to Hearing Aid Compatibility RF Emissions Test Report for the BlackBerry® Smartphone model RBW71CW		Page 4(216)
	Author Data Daoud Attayi	Dates of Test Aug 26, Sep 26-27, 2008	Report No RTS-1191-0809-30 Rev 1



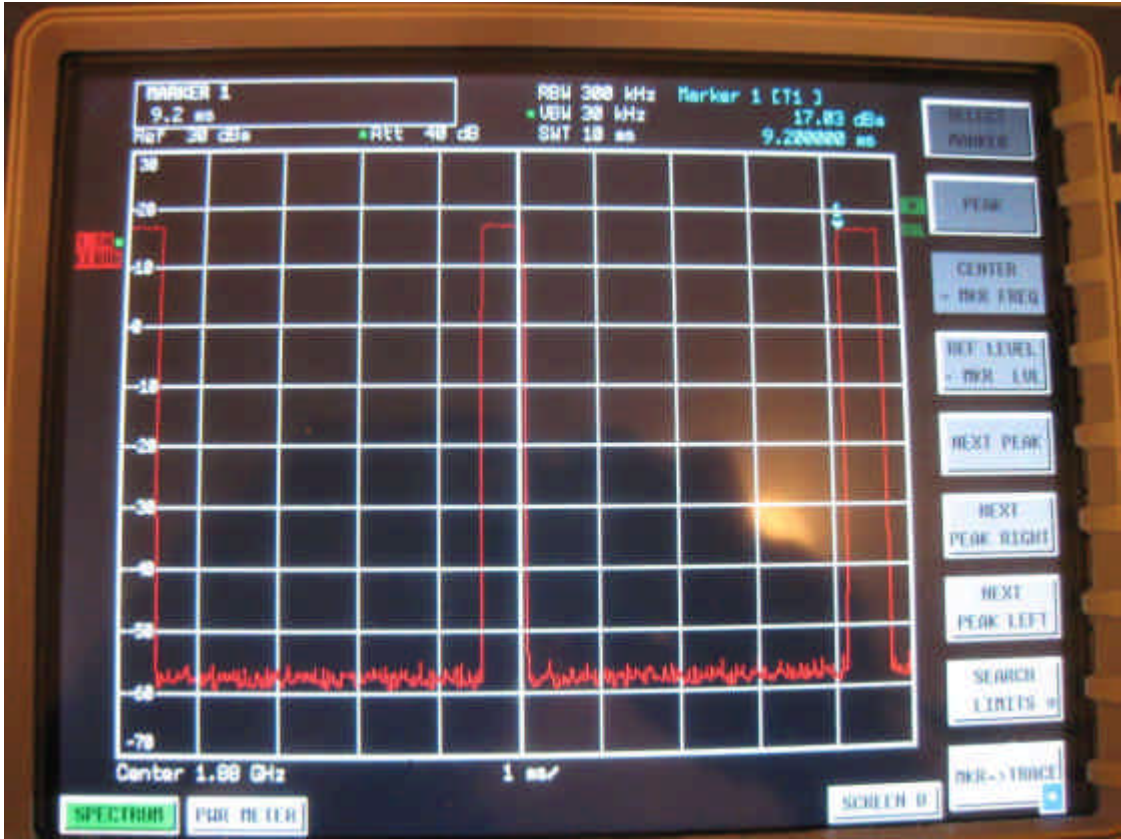
0 Hz Span CW Plot (1880MHz)

RTS RIM Testing Services	Document Annex A to Hearing Aid Compatibility RF Emissions Test Report for the BlackBerry® Smartphone model RBW71CW		Page 5(216)
	Author Data Daoud Attayi	Dates of Test Aug 26, Sep 26-27, 2008	Report No RTS-1191-0809-30 Rev 1



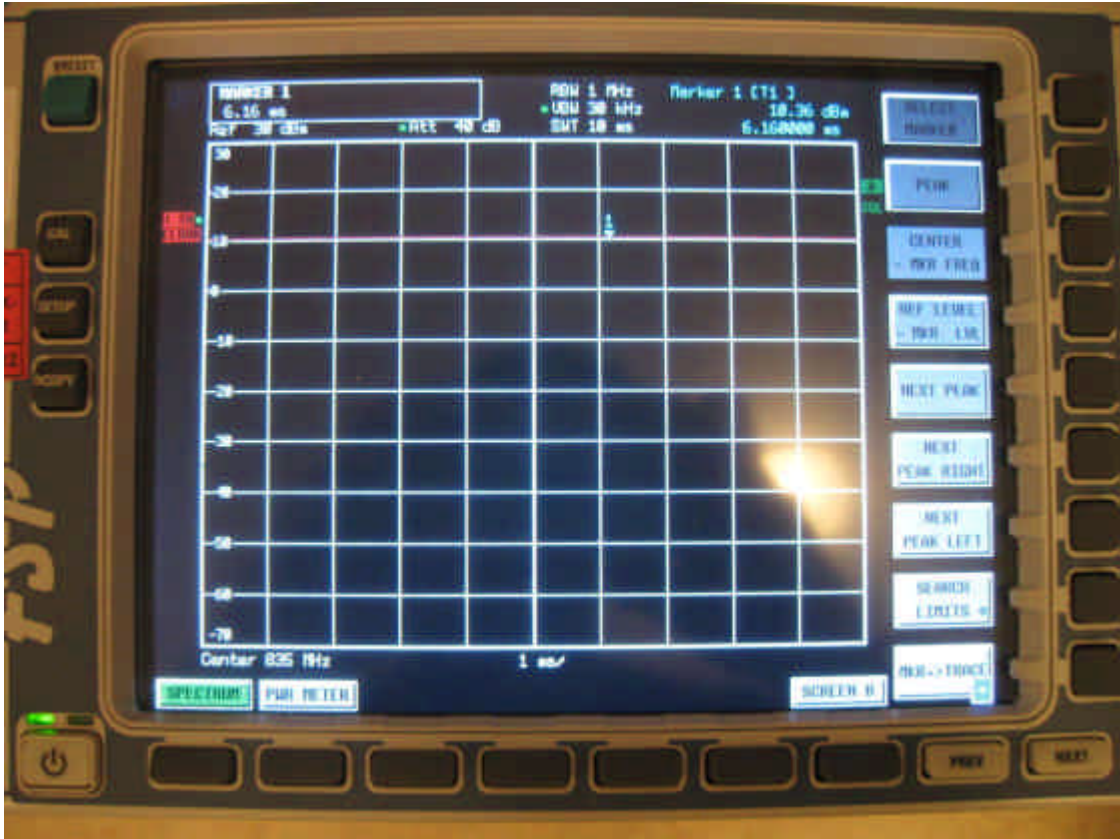
0 Hz Span 80% AM Plot (1880MHz)

RTS RIM Testing Services	Document Annex A to Hearing Aid Compatibility RF Emissions Test Report for the BlackBerry® Smartphone model RBW71CW		Page 6(216)
	Author Data Daoud Attayi	Dates of Test Aug 26, Sep 26-27, 2008	Report No RTS-1191-0809-30 Rev 1



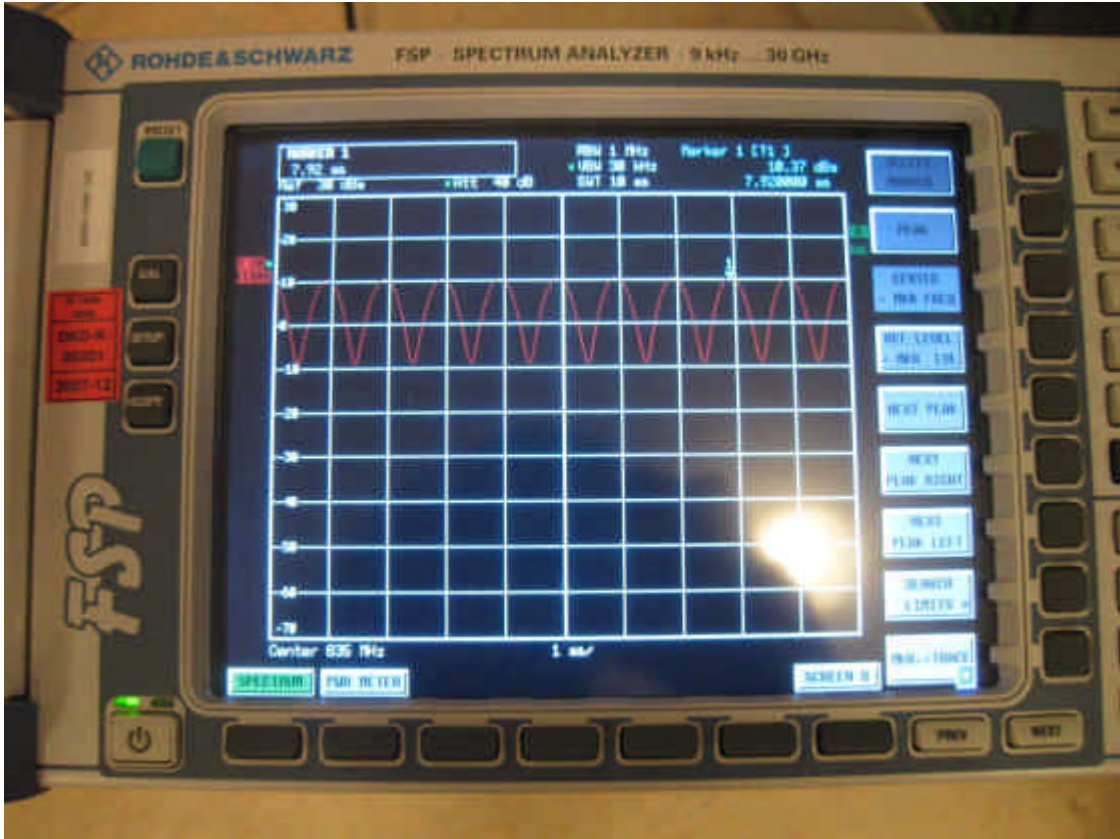
0 Hz Span GSM (1880MHz)

RTS RIM Testing Services	Document Annex A to Hearing Aid Compatibility RF Emissions Test Report for the BlackBerry® Smartphone model RBW71CW		Page 7(216)
	Author Data Daoud Attayi	Dates of Test Aug 26, Sep 26-27, 2008	Report No RTS-1191-0809-30 Rev 1



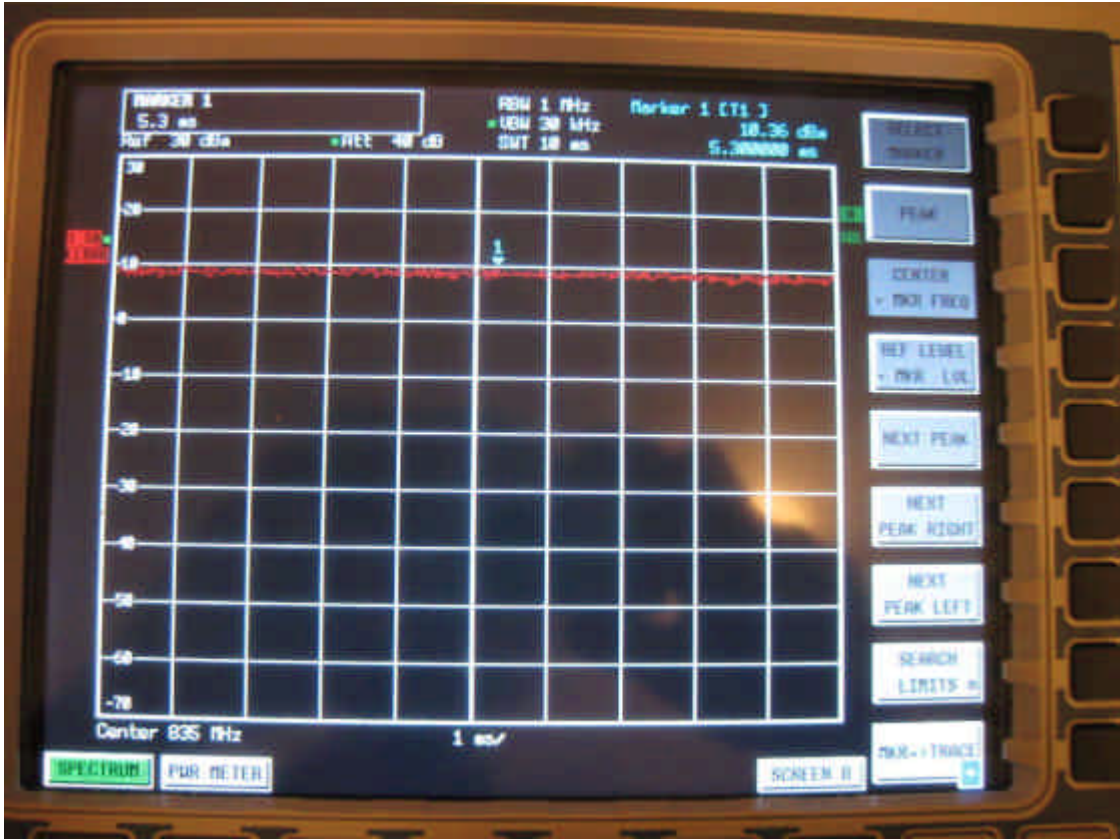
0 Hz Span CW Plot (835MHz)

RTS RIM Testing Services	Document Annex A to Hearing Aid Compatibility RF Emissions Test Report for the BlackBerry® Smartphone model RBW71CW		Page 8(216)
	Author Data Daoud Attayi	Dates of Test Aug 26, Sep 26-27, 2008	Report No RTS-1191-0809-30 Rev 1



0 Hz Span 80% AM Plot (835MHz)

RTS RIM Testing Services	Document Annex A to Hearing Aid Compatibility RF Emissions Test Report for the BlackBerry® Smartphone model RBW71CW		Page 9(216)
	Author Data Daoud Attayi	Dates of Test Aug 26, Sep 26-27, 2008	Report No RTS-1191-0809-30 Rev 1



0 Hz Span CDMA (835MHz)

RTS RIM Testing Services	Document Annex A to Hearing Aid Compatibility RF Emissions Test Report for the BlackBerry® Smartphone model RBW71CW		Page 10(216)
	Author Data Daoud Attayi	Dates of Test Aug 26, Sep 26-27, 2008	Report No RTS-1191-0809-30 Rev 1



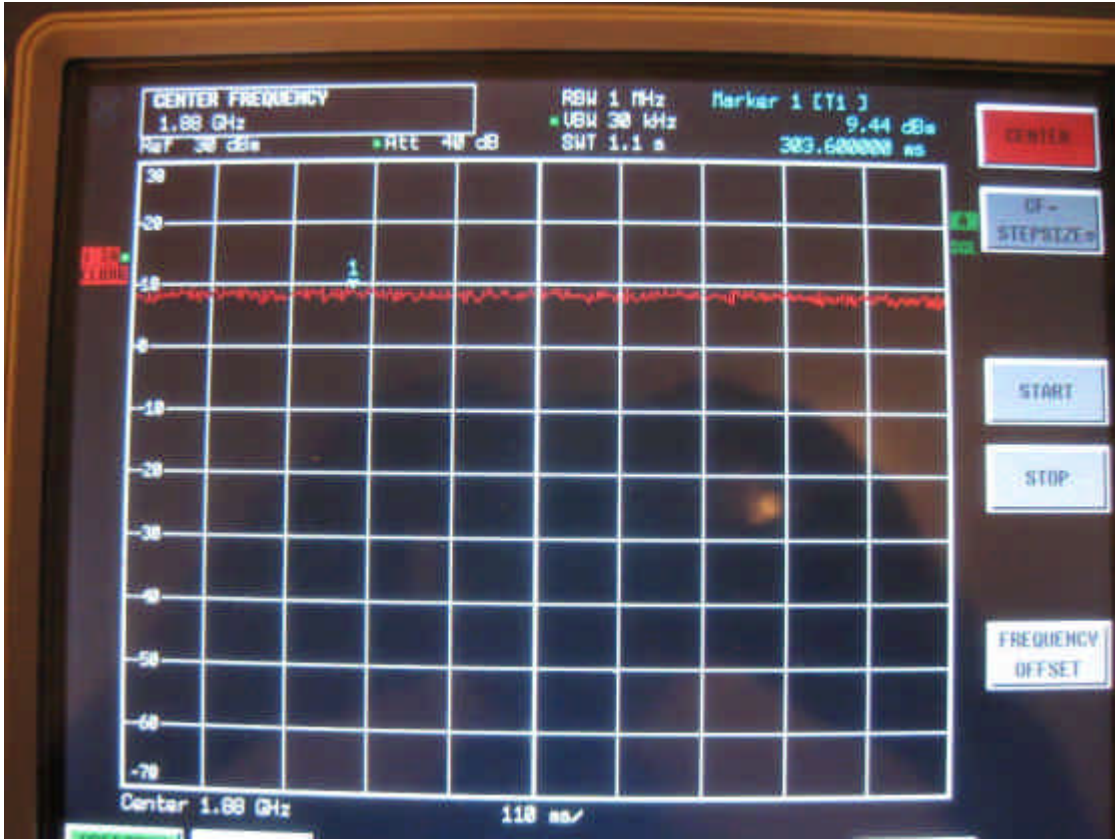
0 Hz Span CW Plot (1880MHz)

RTS RIM Testing Services	Document Annex A to Hearing Aid Compatibility RF Emissions Test Report for the BlackBerry® Smartphone model RBW71CW		Page 11(216)
	Author Data Daoud Attayi	Dates of Test Aug 26, Sep 26-27, 2008	Report No RTS-1191-0809-30 Rev 1



0 Hz Span 80% AM Plot (1880MHz)

RTS RIM Testing Services	Document Annex A to Hearing Aid Compatibility RF Emissions Test Report for the BlackBerry® Smartphone model RBW71CW		Page 12(216)
	Author Data Daoud Attayi	Dates of Test Aug 26, Sep 26-27, 2008	Report No RTS-1191-0809-30 Rev 1



0 Hz Span CDMA (1880MHz)

RTS RIM Testing Services	<small>Document</small> Annex A to Hearing Aid Compatibility RF Emissions Test Report for the BlackBerry® Smartphone model RBW71CW		<small>Page</small> 13(216)
	<small>Author Data</small> Daoud Attayi	<small>Dates of Test</small> Aug 26, Sep 26-27, 2008	<small>Report No</small> RTS-1191-0809-30 Rev 1

A.2 Dipole validation and probe modulation factor plots

RTS RIM Testing Services	Document Annex A to Hearing Aid Compatibility RF Emissions Test Report for the BlackBerry® Smartphone model RBW71CW		Page 14(216)
	Author Data Daoud Attayi	Dates of Test Aug 26, Sep 26-27, 2008	Report No RTS-1191-0809-30 Rev 1

Date/Time: 26/08/2008 10:30:21 AM

Test Laboratory: RTS

File Name: [HAC_E_Dipole_CW835_20.00dBm.da4](#)

DUT: HAC-Dipole 835 MHz; Type: D835V3; Serial: Not Specified

Program Name: HAC RF E Dipole

Communication System: CW; Frequency: 835 MHz; Duty Cycle: 1:1

Medium parameters used: $s = 0$ mho/m, $\epsilon_r = 1$; density = 1000 kg/m³

Phantom section: E Device Section

DASY4 Configuration:

- Probe: ER3DV6 - SN2285; ConvF(1, 1, 1); Calibrated: 07/03/2008
- Sensor-Surface: 0mm (Fix Surface) Sensor-Surface: (Fix Surface)
- Electronics: DAE3 Sn472; Calibrated: 05/03/2008
- Phantom: HAC Test Arch; Type: SD HAC P01 BA;
- Measurement SW: DASY4, V4.7 Build 71; Postprocessing SW: SEMCAD, V1.8 Build 184

E Scan - measurement distance from the probe sensor center to CD835 Dipole = 10mm/Hearing Aid Compatibility Test (5x37x1):

Measurement grid: dx=5mm, dy=5mm

Probe Modulation Factor = 1.00

Device Reference Point: 0.000, 0.000, 353.7 mm

Reference Value = 110.4 V/m; Power Drift = -0.029 dB

Maximum value of Total (measured) = 146.7 V/m

E Scan - measurement distance from the probe sensor center to

RTS RIM Testing Services	Document Annex A to Hearing Aid Compatibility RF Emissions Test Report for the BlackBerry® Smartphone model RBW71CW		Page 15(216)
	Author Data Daoud Attayi	Dates of Test Aug 26, Sep 26-27, 2008	Report No RTS-1191-0809-30 Rev 1

CD835 Dipole = 10mm/Hearing Aid Compatibility Test

(41x361x1): Measurement grid: dx=5mm, dy=5mm

Maximum value of peak Total field = 147.2 V/m

Probe Modulation Factor = 1.00

Device Reference Point: 0.000, 0.000, 353.7 mm

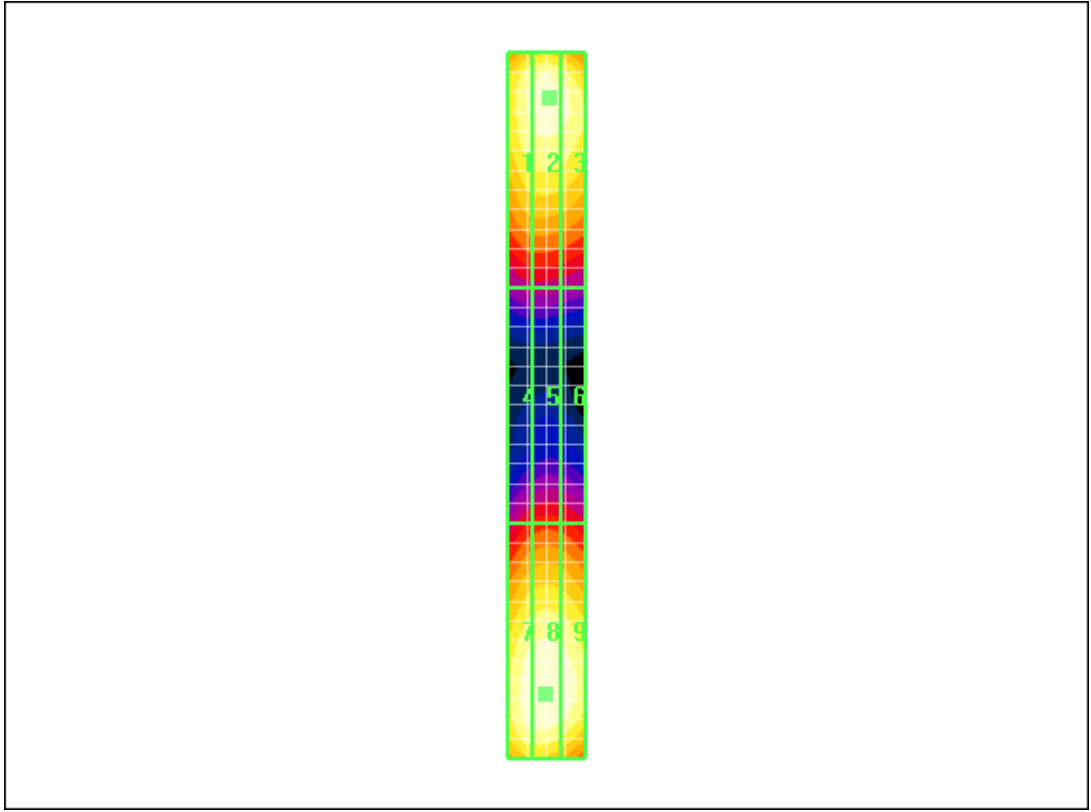
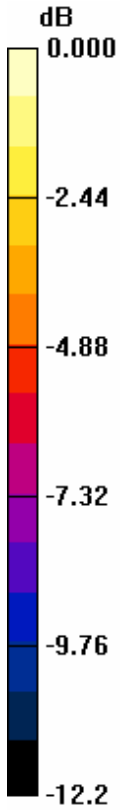
Reference Value = 110.4 V/m; Power Drift = -0.029 dB

Hearing Aid Near-Field Category: M4 (AWF 0 dB)

Peak E-field in V/m

Grid 1 139.0 M 4	Grid 2 143.6 M 4	Grid 3 140.7 M 4
Grid 4 78.9 M 4	Grid 5 81.2 M 4	Grid 6 79.8 M 4
Grid 7 144.9 M 4	Grid 8 147.2 M 4	Grid 9 145.2 M 4

RTS RIM Testing Services	Document Annex A to Hearing Aid Compatibility RF Emissions Test Report for the BlackBerry® Smartphone model RBW71CW		Page 16(216)
	Author Data Daoud Attayi	Dates of Test Aug 26, Sep 26-27, 2008	Report No RTS-1191-0809-30 Rev 1



0 dB = 147.2V/m

RTS RIM Testing Services	Document Annex A to Hearing Aid Compatibility RF Emissions Test Report for the BlackBerry® Smartphone model RBW71CW		Page 17(216)
	Author Data Daoud Attayi	Dates of Test Aug 26, Sep 26-27, 2008	Report No RTS-1191-0809-30 Rev 1

Date/Time: 26/09/2008 3:00:16 PM

Test Laboratory: RTS

File Name: [HAC_E_Dipole_CW835_09_26_08.da4](#)

DUT: HAC-Dipole 835 MHz; Type: D835 V3; Serial: Not Specified

Program Name: HAC RF E Dipole

Communication System: CW; Frequency: 835 MHz; Duty Cycle: 1:1

Medium parameters used: $\sigma = 0$ mho/m, $\epsilon_r = 1$; density = 1000 kg/m³

Phantom section: E Device Section

DASY4 Configuration:

- Probe: ER3DV6 - SN2285; ConvF(1, 1, 1); Calibrated: 07/03/2008
- Sensor-Surface: 0mm (Fix Surface) Sensor-Surface: (Fix Surface)
- Electronics: DAE3 Sn472; Calibrated: 05/03/2008
- Phantom: HAC Test Arch; Type: SD HAC P01 BA;
- Measurement SW: DASY4, V4.7 Build 71; Postprocessing SW: SEMCAD, V1.8 Build 184

E Scan - measurement distance from the probe sensor center to CD835 Dipole = 10mm/Hearing Aid Compatibility Test (5x37x1):

Measurement grid: dx=5mm, dy=5mm

Probe Modulation Factor = 1.00

Device Reference Point: 0.000, 0.000, 353.7 mm

Reference Value = 111.5 V/m; Power Drift = -0.138 dB

Maximum value of Total (measured) = 148.9 V/m

E Scan - measurement distance from the probe sensor center to

RTS RIM Testing Services	Document Annex A to Hearing Aid Compatibility RF Emissions Test Report for the BlackBerry® Smartphone model RBW71CW		Page 18(216)
	Author Data Daoud Attayi	Dates of Test Aug 26, Sep 26-27, 2008	Report No RTS-1191-0809-30 Rev 1

CD835 Dipole = 10mm/Hearing Aid Compatibility Test

(41x361x1): Measurement grid: dx=5mm, dy=5mm

Maximum value of peak Total field = 149.5 V/m

Probe Modulation Factor = 1.00

Device Reference Point: 0.000, 0.000, 353.7 mm

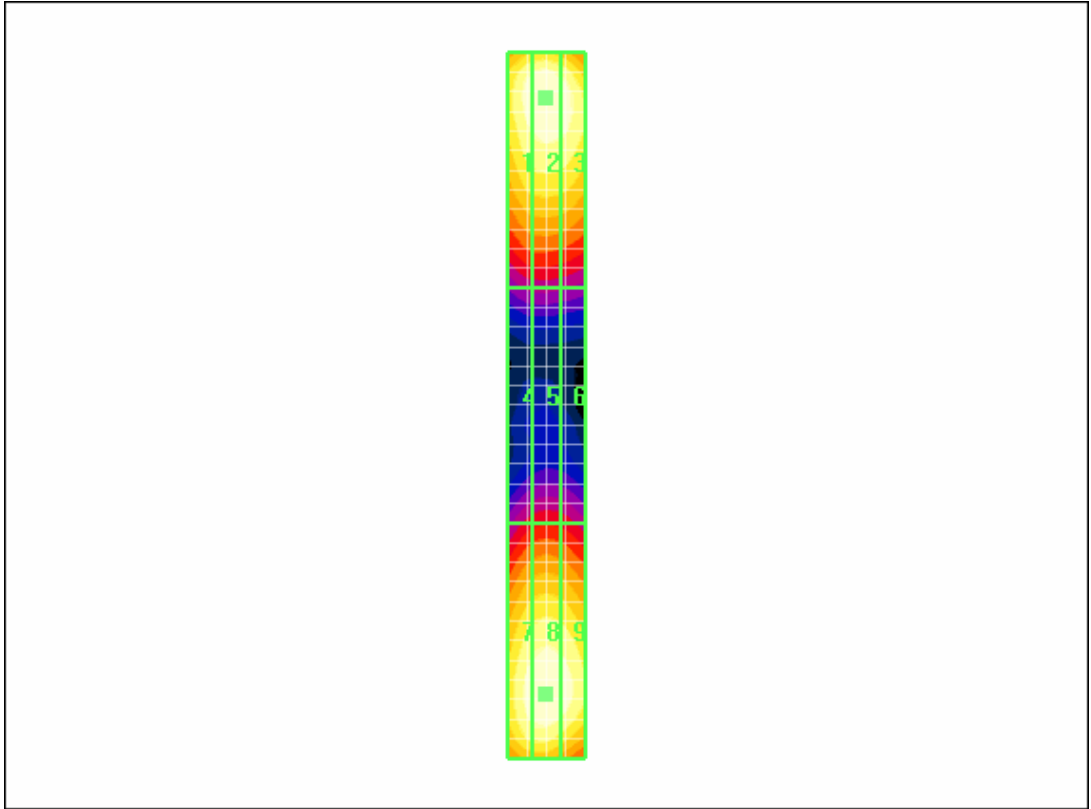
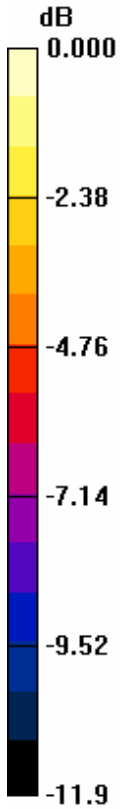
Reference Value = 111.5 V/m; Power Drift = -0.138 dB

Hearing Aid Near-Field Category: M4 (AWF 0 dB)

Peak E-field in V/m

Grid 1 146.0 M 4	Grid 2 149.5 M 4	Grid 3 146.7 M 4
Grid 4 77.3 M 4	Grid 5 79.2 M 4	Grid 6 77.5 M 4
Grid 7 144.6 M 4	Grid 8 148.2 M 4	Grid 9 145.0 M 4

RTS RIM Testing Services	Document Annex A to Hearing Aid Compatibility RF Emissions Test Report for the BlackBerry® Smartphone model RBW71CW		Page 19(216)
	Author Data Daoud Attayi	Dates of Test Aug 26, Sep 26-27, 2008	Report No RTS-1191-0809-30 Rev 1



0 dB = 149.5V/m

RTS RIM Testing Services	Document Annex A to Hearing Aid Compatibility RF Emissions Test Report for the BlackBerry® Smartphone model RBW71CW		Page 20(216)
	Author Data Daoud Attayi	Dates of Test Aug 26, Sep 26-27, 2008	Report No RTS-1191-0809-30 Rev 1

Date/Time: 26/09/2008 2:26:11 PM

Test Laboratory: RTS

File Name: [HAC_E_Dipole_CW835_PMF_GSM.da4](#)

DUT: HAC-Dipole 835 MHz; Type: D835V3; Serial: Not Specified

Program Name: HAC RF E Dipole

Communication System: CW; Frequency: 835 MHz; Duty Cycle: 1:1

Medium parameters used: $\sigma = 0$ mho/m, $\epsilon_r = 1$; density = 1000 kg/m³

Phantom section: E Device Section

DASY4 Configuration:

- Probe: ER3DV6 - SN2285; ConvF(1, 1, 1); Calibrated: 07/03/2008
- Sensor-Surface: 0mm (Fix Surface) Sensor-Surface: (Fix Surface)
- Electronics: DAE3 Sn472; Calibrated: 05/03/2008
- Phantom: HAC Test Arch; Type: SD HAC P01 BA;
- Measurement SW: DASY4, V4.7 Build 71; Postprocessing SW: SEMCAD, V1.8 Build 184

E Scan - measurement distance from the probe sensor center to CD835 Dipole = 10mm/Hearing Aid Compatibility Test (5x37x1):

Measurement grid: dx=5mm, dy=5mm

Probe Modulation Factor = 1.00

Device Reference Point: 0.000, 0.000, 353.7 mm

Reference Value = 115.1 V/m; Power Drift = -0.023 dB

Maximum value of Total (measured) = 157.1 V/m

E Scan - measurement distance from the probe sensor center to

RTS RIM Testing Services	Document Annex A to Hearing Aid Compatibility RF Emissions Test Report for the BlackBerry® Smartphone model RBW71CW		Page 21(216)
	Author Data Daoud Attayi	Dates of Test Aug 26, Sep 26-27, 2008	Report No RTS-1191-0809-30 Rev 1

CD835 Dipole = 10mm/Hearing Aid Compatibility Test

(41x361x1): Measurement grid: dx=5mm, dy=5mm

Maximum value of peak Total field = 157.7 V/m

Probe Modulation Factor = 1.00

Device Reference Point: 0.000, 0.000, 353.7 mm

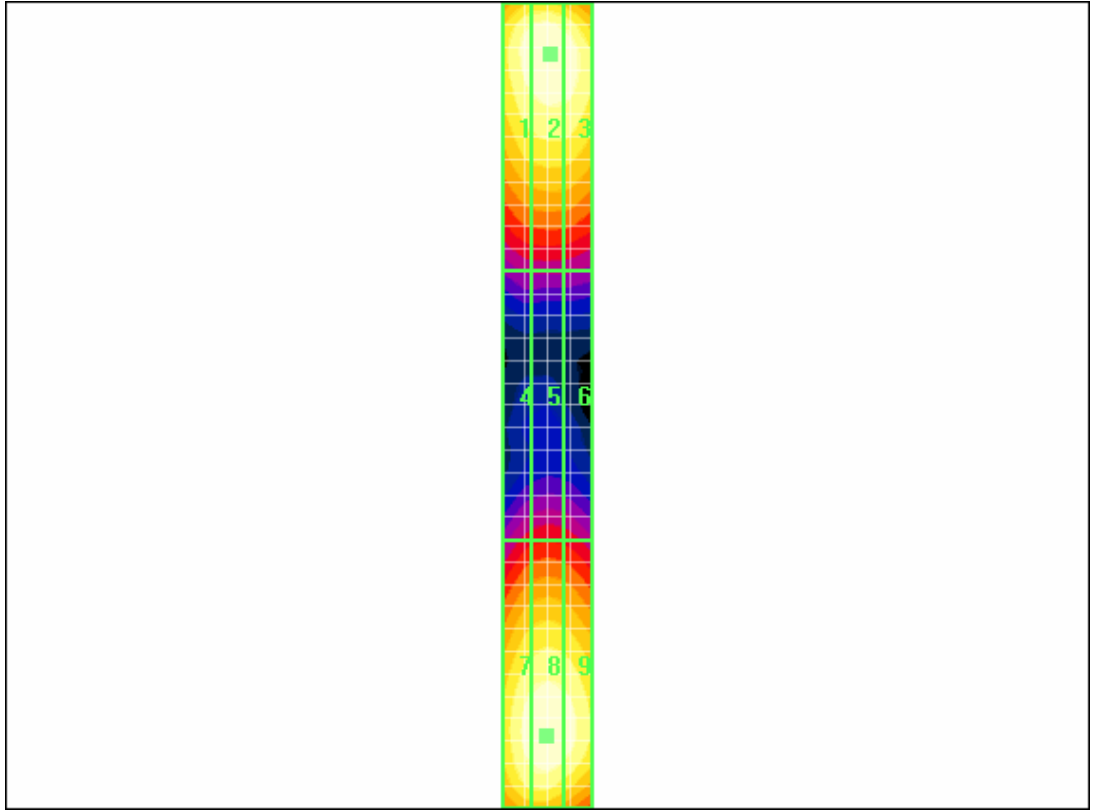
Reference Value = 115.1 V/m; Power Drift = -0.023 dB

Hearing Aid Near-Field Category: M4 (AWF 0 dB)

Peak E-field in V/m

Grid 1 154.0 M 4	Grid 2 157.7 M 4	Grid 3 155.7 M 4
Grid 4 81.4 M 4	Grid 5 83.3 M 4	Grid 6 81.8 M 4
Grid 7 152.3 M 4	Grid 8 156.3 M 4	Grid 9 152.8 M 4

RTS RIM Testing Services	Document Annex A to Hearing Aid Compatibility RF Emissions Test Report for the BlackBerry® Smartphone model RBW71CW		Page 22(216)
	Author Data Daoud Attayi	Dates of Test Aug 26, Sep 26-27, 2008	Report No RTS-1191-0809-30 Rev 1



0 dB = 157.7V/m

RTS RIM Testing Services	Document Annex A to Hearing Aid Compatibility RF Emissions Test Report for the BlackBerry® Smartphone model RBW71CW		Page 23(216)
	Author Data Daoud Attayi	Dates of Test Aug 26, Sep 26-27, 2008	Report No RTS-1191-0809-30 Rev 1

Date/Time: 26/09/2008 2:34:29 PM

Test Laboratory: RTS

File Name: [HAC_E_Dipole_AM835_PMF_GSM.da4](#)

DUT: HAC-Dipole 835 MHz; Type: D835V3; Serial: Not Specified

Program Name: HAC RF E Dipole

Communication System: CW; Frequency: 835 MHz; Duty Cycle: 1:1

Medium parameters used: $\sigma = 0$ mho/m, $\epsilon_r = 1$; density = 1000 kg/m³

Phantom section: E Device Section

DASY4 Configuration:

- Probe: ER3DV6 - SN2285; ConvF(1, 1, 1); Calibrated: 07/03/2008
- Sensor-Surface: 0mm (Fix Surface) Sensor-Surface: (Fix Surface)
- Electronics: DAE3 Sn472; Calibrated: 05/03/2008
- Phantom: HAC Test Arch; Type: SD HAC P01 BA;
- Measurement SW: DASY4, V4.7 Build 71; Postprocessing SW: SEMCAD, V1.8 Build 184

E Scan - measurement distance from the probe sensor center to CD835 Dipole = 10mm/Hearing Aid Compatibility Test (5x37x1):

Measurement grid: dx=5mm, dy=5mm

Probe Modulation Factor = 1.00

Device Reference Point: 0.000, 0.000, 353.7 mm

Reference Value = 71.6 V/m; Power Drift = 0.109 dB

Maximum value of Total (measured) = 98.3 V/m

E Scan - measurement distance from the probe sensor center to

RTS RIM Testing Services	Document Annex A to Hearing Aid Compatibility RF Emissions Test Report for the BlackBerry® Smartphone model RBW71CW		Page 24(216)
	Author Data Daoud Attayi	Dates of Test Aug 26, Sep 26-27, 2008	Report No RTS-1191-0809-30 Rev 1

CD835 Dipole = 10mm/Hearing Aid Compatibility Test

(41x361x1): Measurement grid: dx=5mm, dy=5mm

Maximum value of peak Total field = 98.6 V/m

Probe Modulation Factor = 1.00

Device Reference Point: 0.000, 0.000, 353.7 mm

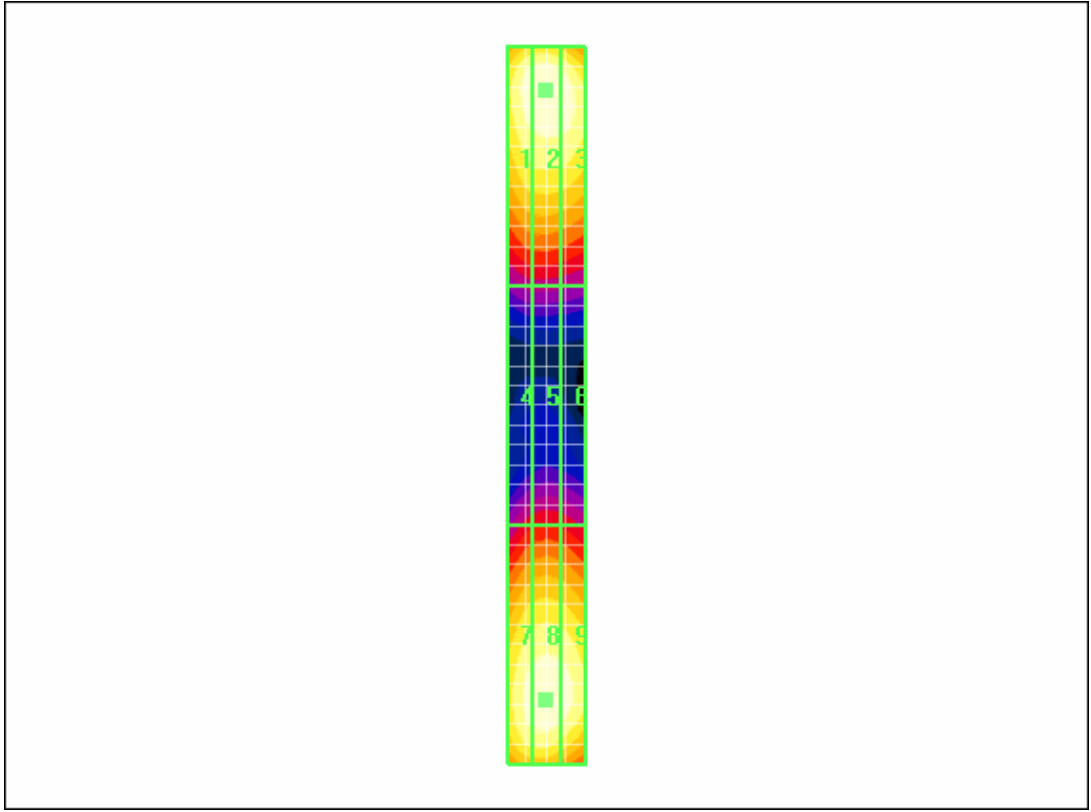
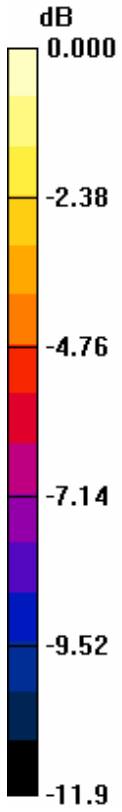
Reference Value = 71.6 V/m; Power Drift = 0.109 dB

Hearing Aid Near-Field Category: M4 (AWF 0 dB)

Peak E-field in V/m

Grid 1 97.3 M 4	Grid 2 98.6 M 4	Grid 3 97.1 M 4
Grid 4 51.5 M 4	Grid 5 52.6 M 4	Grid 6 51.6 M 4
Grid 7 94.9 M 4	Grid 8 97.1 M 4	Grid 9 95.2 M 4

RTS RIM Testing Services	Document Annex A to Hearing Aid Compatibility RF Emissions Test Report for the BlackBerry® Smartphone model RBW71CW		Page 25(216)
	Author Data Daoud Attayi	Dates of Test Aug 26, Sep 26-27, 2008	Report No RTS-1191-0809-30 Rev 1



0 dB = 98.6V/m

RTS RIM Testing Services	Document Annex A to Hearing Aid Compatibility RF Emissions Test Report for the BlackBerry® Smartphone model RBW71CW		Page 26(216)
	Author Data Daoud Attayi	Dates of Test Aug 26, Sep 26-27, 2008	Report No RTS-1191-0809-30 Rev 1

Date/Time: 26/09/2008 2:16:10 PM

Test Laboratory: RTS

File Name: [HAC_E_Dipole_GSM835.da4](#)

DUT: HAC-Dipole 835 MHz; Type: D835V3; Serial: Not Specified

Program Name: HAC RF E Dipole

Communication System: GSM 850; Frequency: 835 MHz; Duty Cycle: 1:8.3

Medium parameters used: $\sigma = 0$ mho/m, $\epsilon_r = 1$; density = 1000 kg/m³

Phantom section: E Device Section

DASY4 Configuration:

- Probe: ER3DV6 - SN2285; ConvF(1, 1, 1); Calibrated: 07/03/2008
- Sensor-Surface: 0mm (Fix Surface) Sensor-Surface: (Fix Surface)
- Electronics: DAE3 Sn472; Calibrated: 05/03/2008
- Phantom: HAC Test Arch; Type: SD HAC P01 BA;
- Measurement SW: DASY4, V4.7 Build 71; Postprocessing SW: SEMCAD, V1.8 Build 184

E Scan - measurement distance from the probe sensor center to CD835 Dipole = 10mm/Hearing Aid Compatibility Test (5x37x1):

Measurement grid: dx=5mm, dy=5mm

Probe Modulation Factor = 1.00

Device Reference Point: 0.000, 0.000, 353.7 mm

Reference Value = 37.8 V/m; Power Drift = 0.079 dB

Maximum value of Total (measured) = 51.2 V/m

E Scan - measurement distance from the probe sensor center to

RTS RIM Testing Services	Document Annex A to Hearing Aid Compatibility RF Emissions Test Report for the BlackBerry® Smartphone model RBW71CW		Page 27(216)
	Author Data Daoud Attayi	Dates of Test Aug 26, Sep 26-27, 2008	Report No RTS-1191-0809-30 Rev 1

CD835 Dipole = 10mm/Hearing Aid Compatibility Test

(41x361x1): Measurement grid: dx=5mm, dy=5mm

Maximum value of peak Total field = 51.4 V/m

Probe Modulation Factor = 1.00

Device Reference Point: 0.000, 0.000, 353.7 mm

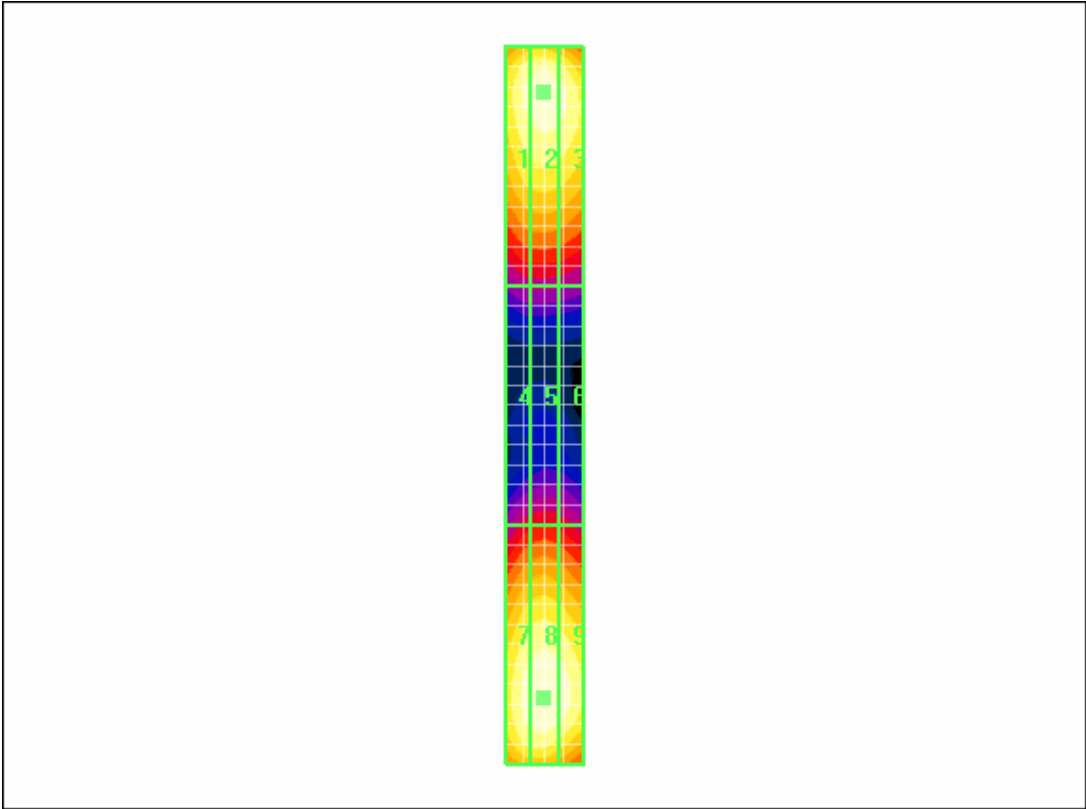
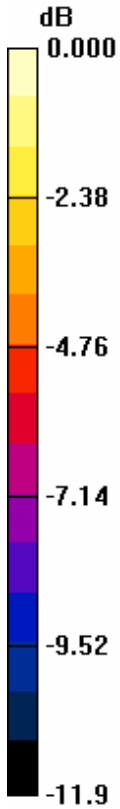
Reference Value = 37.8 V/m; Power Drift = 0.079 dB

Hearing Aid Near-Field Category: M4 (AWF -5 dB)

Peak E-field in V/m

Grid 1 48.8 M 4	Grid 2 50.1 M 4	Grid 3 49.0 M 4
Grid 4 26.6 M 4	Grid 5 27.3 M 4	Grid 6 26.6 M 4
Grid 7 49.8 M 4	Grid 8 51.4 M 4	Grid 9 50.2 M 4

RTS RIM Testing Services	Document Annex A to Hearing Aid Compatibility RF Emissions Test Report for the BlackBerry® Smartphone model RBW71CW		Page 28(216)
	Author Data Daoud Attayi	Dates of Test Aug 26, Sep 26-27, 2008	Report No RTS-1191-0809-30 Rev 1



0 dB = 51.4V/m

RTS RIM Testing Services	Document Annex A to Hearing Aid Compatibility RF Emissions Test Report for the BlackBerry® Smartphone model RBW71CW		Page 29(216)
	Author Data Daoud Attayi	Dates of Test Aug 26, Sep 26-27, 2008	Report No RTS-1191-0809-30 Rev 1

Date/Time: 26/09/2008 2:49:40 PM

Test Laboratory: RTS

File Name: [HAC_E_Dipole_CW835_PMF_CDMA.da4](#)

DUT: HAC-Dipole 835 MHz; Type: D835V3; Serial: Not Specified

Program Name: HAC RF E Dipole

Communication System: CW; Frequency: 835 MHz; Duty Cycle: 1:1

Medium parameters used: $\sigma = 0$ mho/m, $\epsilon_r = 1$; density = 1000 kg/m³

Phantom section: E Device Section

DASY4 Configuration:

- Probe: ER3DV6 - SN2285; ConvF(1, 1, 1); Calibrated: 07/03/2008
- Sensor-Surface: 0mm (Fix Surface) Sensor-Surface: (Fix Surface)
- Electronics: DAE3 Sn472; Calibrated: 05/03/2008
- Phantom: HAC Test Arch; Type: SD HAC P01 BA;
- Measurement SW: DASY4, V4.7 Build 71; Postprocessing SW: SEMCAD, V1.8 Build 184

E Scan - measurement distance from the probe sensor center to CD835 Dipole = 10mm/Hearing Aid Compatibility Test (5x37x1):

Measurement grid: dx=5mm, dy=5mm

Probe Modulation Factor = 1.00

Device Reference Point: 0.000, 0.000, 353.7 mm

Reference Value = 38.4 V/m; Power Drift = 0.108 dB

Maximum value of Total (measured) = 52.3 V/m

E Scan - measurement distance from the probe sensor center to

RTS RIM Testing Services	Document Annex A to Hearing Aid Compatibility RF Emissions Test Report for the BlackBerry® Smartphone model RBW71CW		Page 30(216)
	Author Data Daoud Attayi	Dates of Test Aug 26, Sep 26-27, 2008	Report No RTS-1191-0809-30 Rev 1

CD835 Dipole = 10mm/Hearing Aid Compatibility Test

(41x361x1): Measurement grid: dx=5mm, dy=5mm

Maximum value of peak Total field = 52.4 V/m

Probe Modulation Factor = 1.00

Device Reference Point: 0.000, 0.000, 353.7 mm

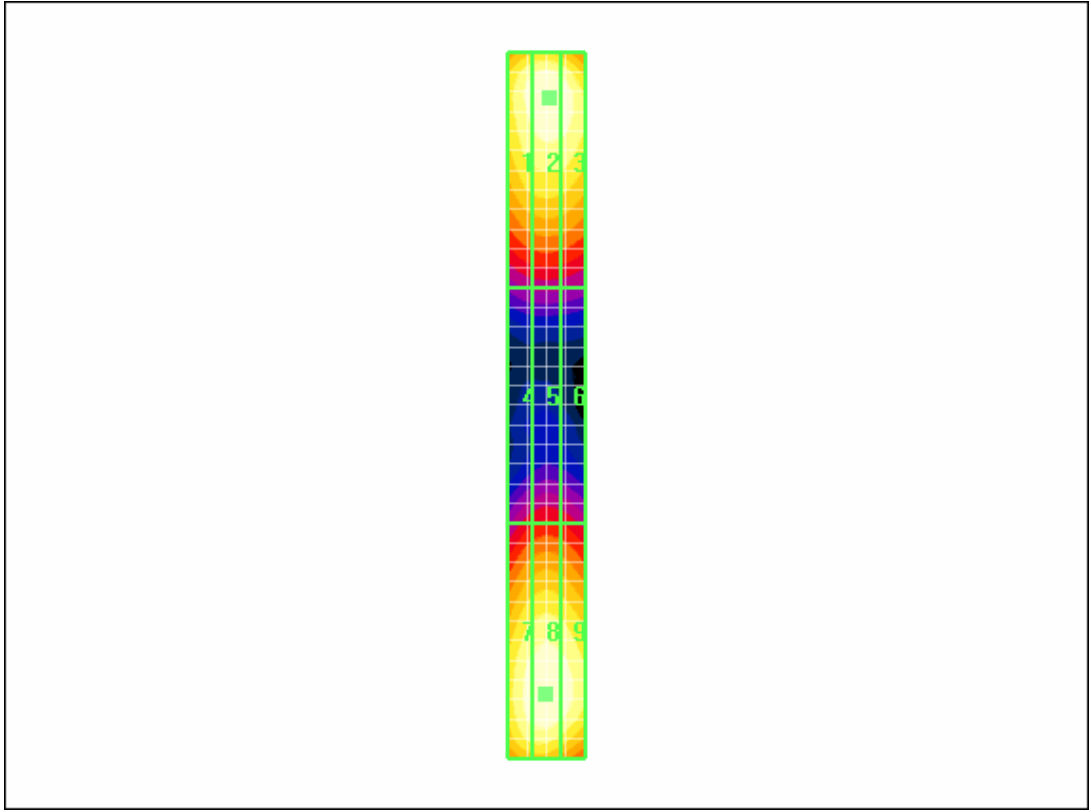
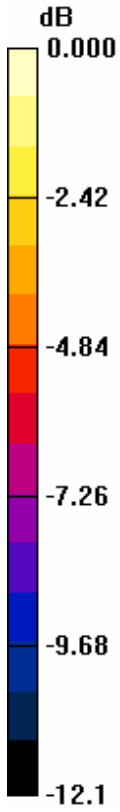
Reference Value = 38.4 V/m; Power Drift = 0.108 dB

Hearing Aid Near-Field Category: M4 (AWF 0 dB)

Peak E-field in V/m

Grid 1 50.6 M 4	Grid 2 52.3 M 4	Grid 3 51.6 M 4
Grid 4 27.2 M 4	Grid 5 28.0 M 4	Grid 6 27.4 M 4
Grid 7 51.0 M 4	Grid 8 52.4 M 4	Grid 9 51.2 M 4

RTS RIM Testing Services	Document Annex A to Hearing Aid Compatibility RF Emissions Test Report for the BlackBerry® Smartphone model RBW71CW		Page 31(216)
	Author Data Daoud Attayi	Dates of Test Aug 26, Sep 26-27, 2008	Report No RTS-1191-0809-30 Rev 1



0 dB = 52.4V/m

RTS RIM Testing Services	Document Annex A to Hearing Aid Compatibility RF Emissions Test Report for the BlackBerry® Smartphone model RBW71CW		Page 32(216)
	Author Data Daoud Attayi	Dates of Test Aug 26, Sep 26-27, 2008	Report No RTS-1191-0809-30 Rev 1

Date/Time: 26/09/2008 2:41:20 PM

Test Laboratory: RTS

File Name: [HAC_E_Dipole_AM835_PMF_CDMA.da4](#)

DUT: HAC-Dipole 835 MHz; Type: D835V3; Serial: Not Specified

Program Name: HAC RF E Dipole

Communication System: CW; Frequency: 835 MHz; Duty Cycle: 1:1

Medium parameters used: $\sigma = 0$ mho/m, $\epsilon_r = 1$; density = 1000 kg/m³

Phantom section: E Device Section

DASY4 Configuration:

- Probe: ER3DV6 - SN2285; ConvF(1, 1, 1); Calibrated: 07/03/2008
- Sensor-Surface: 0mm (Fix Surface) Sensor-Surface: (Fix Surface)
- Electronics: DAE3 Sn472; Calibrated: 05/03/2008
- Phantom: HAC Test Arch; Type: SD HAC P01 BA;
- Measurement SW: DASY4, V4.7 Build 71; Postprocessing SW: SEMCAD, V1.8 Build 184

E Scan - measurement distance from the probe sensor center to CD835 Dipole = 10mm/Hearing Aid Compatibility Test (5x37x1):

Measurement grid: dx=5mm, dy=5mm

Probe Modulation Factor = 1.00

Device Reference Point: 0.000, 0.000, 353.7 mm

Reference Value = 24.4 V/m; Power Drift = 0.011 dB

Maximum value of Total (measured) = 32.8 V/m

E Scan - measurement distance from the probe sensor center to

RTS RIM Testing Services	Document Annex A to Hearing Aid Compatibility RF Emissions Test Report for the BlackBerry® Smartphone model RBW71CW		Page 33(216)
	Author Data Daoud Attayi	Dates of Test Aug 26, Sep 26-27, 2008	Report No RTS-1191-0809-30 Rev 1

CD835 Dipole = 10mm/Hearing Aid Compatibility Test

(41x361x1): Measurement grid: dx=5mm, dy=5mm

Maximum value of peak Total field = 32.9 V/m

Probe Modulation Factor = 1.00

Device Reference Point: 0.000, 0.000, 353.7 mm

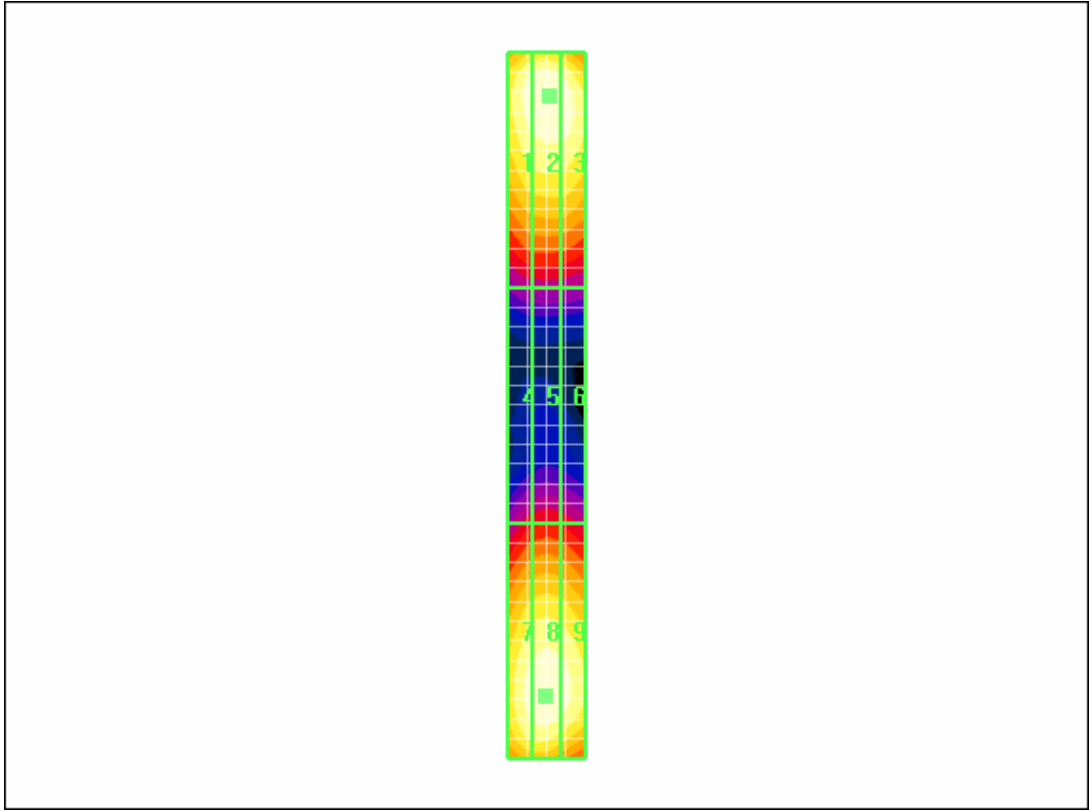
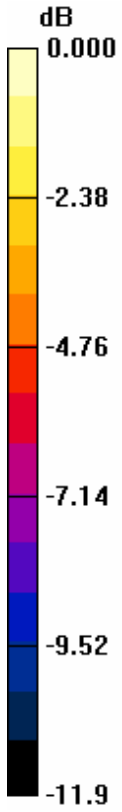
Reference Value = 24.4 V/m; Power Drift = 0.011 dB

Hearing Aid Near-Field Category: M4 (AWF 0 dB)

Peak E-field in V/m

Grid 1 32.1 M 4	Grid 2 32.9 M 4	Grid 3 32.5 M 4
Grid 4 17.1 M 4	Grid 5 17.5 M 4	Grid 6 17.2 M 4
Grid 7 31.7 M 4	Grid 8 32.5 M 4	Grid 9 31.7 M 4

RTS RIM Testing Services	Document Annex A to Hearing Aid Compatibility RF Emissions Test Report for the BlackBerry® Smartphone model RBW71CW		Page 34(216)
	Author Data Daoud Attayi	Dates of Test Aug 26, Sep 26-27, 2008	Report No RTS-1191-0809-30 Rev 1



0 dB = 32.9V/m

RTS RIM Testing Services	Document Annex A to Hearing Aid Compatibility RF Emissions Test Report for the BlackBerry® Smartphone model RBW71CW		Page 35(216)
	Author Data Daoud Attayi	Dates of Test Aug 26, Sep 26-27, 2008	Report No RTS-1191-0809-30 Rev 1

Date/Time: 26/09/2008 3:16:30 PM

Test Laboratory: RTS

File Name: [HAC_E_Dipole_CDMA835_R2.da4](#)

DUT: HAC-Dipole 835 MHz; Type: D835V3; Serial: Not Specified

Program Name: HAC RF E Dipole

Communication System: CW; Frequency: 835 MHz; Duty Cycle: 1:1

Medium parameters used: $\sigma = 0$ mho/m, $\epsilon_r = 1$; density = 1000 kg/m³

Phantom section: E Device Section

DASY4 Configuration:

- Probe: ER3DV6 - SN2285; ConvF(1, 1, 1); Calibrated: 07/03/2008
- Sensor-Surface: 0mm (Fix Surface) Sensor-Surface: (Fix Surface)
- Electronics: DAE3 Sn472; Calibrated: 05/03/2008
- Phantom: HAC Test Arch; Type: SD HAC P01 BA;
- Measurement SW: DASY4, V4.7 Build 71; Postprocessing SW: SEMCAD, V1.8 Build 184

E Scan - measurement distance from the probe sensor center to CD835 Dipole = 10mm/Hearing Aid Compatibility Test (5x37x1):

Measurement grid: dx=5mm, dy=5mm

Probe Modulation Factor = 1.00

Device Reference Point: 0.000, 0.000, 353.7 mm

Reference Value = 41.3 V/m; Power Drift = -0.106 dB

Maximum value of Total (measured) = 55.2 V/m

E Scan - measurement distance from the probe sensor center to

RTS RIM Testing Services	Document Annex A to Hearing Aid Compatibility RF Emissions Test Report for the BlackBerry® Smartphone model RBW71CW		Page 36(216)
	Author Data Daoud Attayi	Dates of Test Aug 26, Sep 26-27, 2008	Report No RTS-1191-0809-30 Rev 1
		FCC ID L6ARBW70CW	

CD835 Dipole = 10mm/Hearing Aid Compatibility Test

(41x361x1): Measurement grid: dx=5mm, dy=5mm

Maximum value of peak Total field = 55.4 V/m

Probe Modulation Factor = 1.00

Device Reference Point: 0.000, 0.000, 353.7 mm

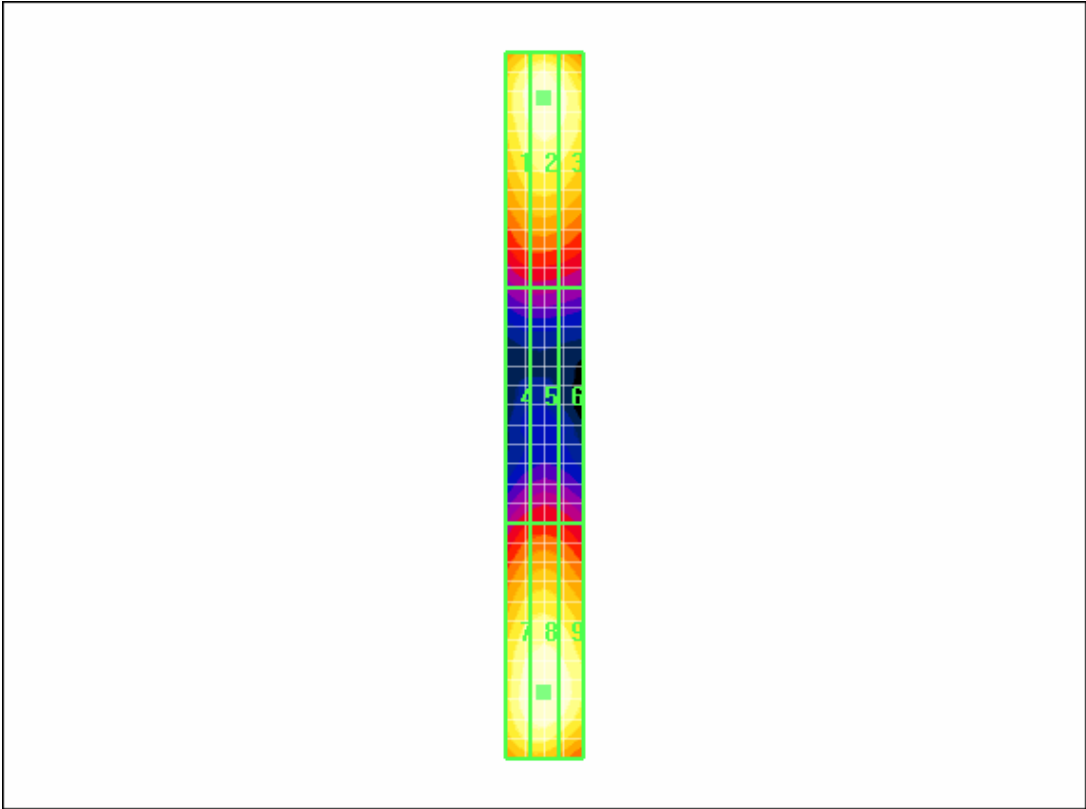
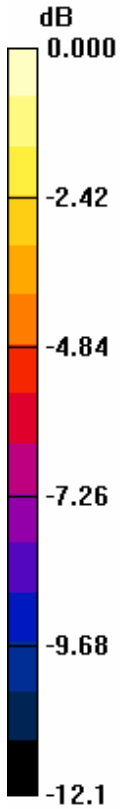
Reference Value = 41.3 V/m; Power Drift = -0.106 dB

Hearing Aid Near-Field Category: M4 (AWF 0 dB)

Peak E-field in V/m

Grid 1 53.0 M 4	Grid 2 54.4 M 4	Grid 3 53.0 M 4
Grid 4 29.2 M 4	Grid 5 29.4 M 4	Grid 6 28.9 M 4
Grid 7 54.7 M 4	Grid 8 55.4 M 4	Grid 9 54.3 M 4

RTS RIM Testing Services	Document Annex A to Hearing Aid Compatibility RF Emissions Test Report for the BlackBerry® Smartphone model RBW71CW		Page 37(216)
	Author Data Daoud Attayi	Dates of Test Aug 26, Sep 26-27, 2008	Report No RTS-1191-0809-30 Rev 1



0 dB = 55.4V/m

RTS RIM Testing Services	Document Annex A to Hearing Aid Compatibility RF Emissions Test Report for the BlackBerry® Smartphone model RBW71CW		Page 38(216)
	Author Data Daoud Attayi	Dates of Test Aug 26, Sep 26-27, 2008	Report No RTS-1191-0809-30 Rev 1

Date/Time: 26/08/2008 10:11:51 AM

Test Laboratory: RTS

File Name: [HAC_E_Dipole_CW1880_20.00dBm.da4](#)

DUT: HAC Dipole 1880 MHz; Type: CD1880V3; Serial: Not Specified

Program Name: HAC RF E Dipole

Communication System: CW; Frequency: 1880 MHz; Duty Cycle: 1:1

Medium parameters used: $s = 0$ mho/m, $\epsilon_r = 1$; density = 1000 kg/m³

Phantom section: E Device Section

DASY4 Configuration:

- Probe: ER3DV6 - SN2285; ConvF(1, 1, 1); Calibrated: 07/03/2008
- Sensor-Surface: 0mm (Fix Surface) Sensor-Surface: (Fix Surface)
- Electronics: DAE3 Sn472; Calibrated: 05/03/2008
- Phantom: HAC Test Arch; Type: SD HAC P01 BA;
- Measurement SW: DASY4, V4.7 Build 71; Postprocessing SW: SEMCAD, V1.8 Build 184

E Scan - measurement distance from the probe sensor center to CD1880 Dipole = 10mm/Hearing Aid Compatibility Test

(5x19x1): Measurement grid: dx=5mm, dy=5mm

Probe Modulation Factor = 1.00

Device Reference Point: 0.000, 0.000, 353.7 mm

Reference Value = 118.5 V/m; Power Drift = 0.009 dB

Maximum value of Total (measured) = 117.7 V/m

E Scan - measurement distance from the probe sensor center to

RTS RIM Testing Services	Document Annex A to Hearing Aid Compatibility RF Emissions Test Report for the BlackBerry® Smartphone model RBW71CW		Page 39(216)
	Author Data Daoud Attayi	Dates of Test Aug 26, Sep 26-27, 2008	Report No RTS-1191-0809-30 Rev 1

CD1880 Dipole = 10mm/Hearing Aid Compatibility Test

(41x181x1): Measurement grid: dx=5mm, dy=5mm

Maximum value of peak Total field = 120.1 V/m

Probe Modulation Factor = 1.00

Device Reference Point: 0.000, 0.000, 353.7 mm

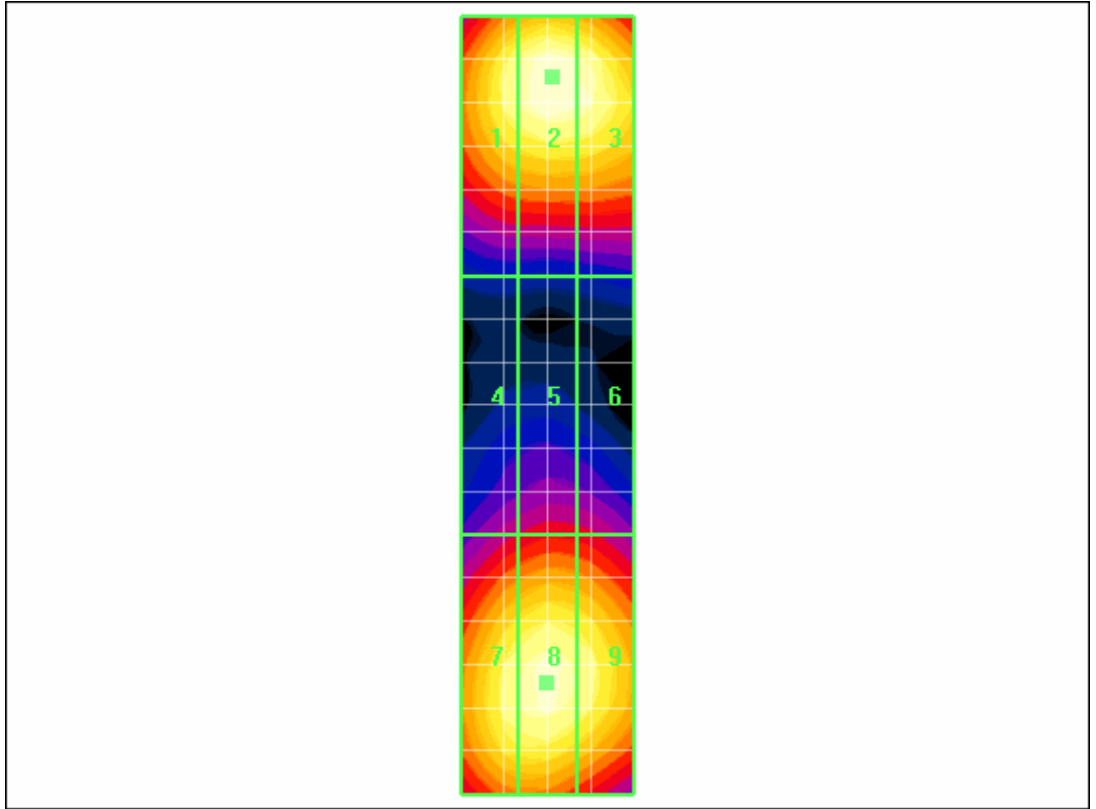
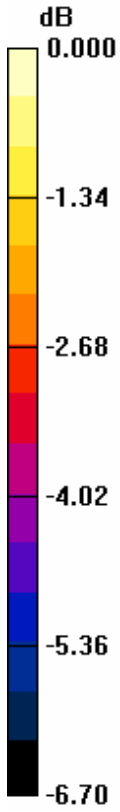
Reference Value = 118.5 V/m; Power Drift = 0.009 dB

Hearing Aid Near-Field Category: M2 (AWF 0 dB)

Peak E-field in V/m

Grid 1 115.1 M 2	Grid 2 120.1 M 2	Grid 3 118.2 M 2
Grid 4 80.1 M 3	Grid 5 83.4 M 3	Grid 6 82.5 M 3
Grid 7 114.0 M 2	Grid 8 116.6 M 2	Grid 9 113.6 M 2

RTS RIM Testing Services	Document Annex A to Hearing Aid Compatibility RF Emissions Test Report for the BlackBerry® Smartphone model RBW71CW		Page 40(216)
	Author Data Daoud Attayi	Dates of Test Aug 26, Sep 26-27, 2008	Report No RTS-1191-0809-30 Rev 1



0 dB = 120.1V/m

RTS RIM Testing Services	Document Annex A to Hearing Aid Compatibility RF Emissions Test Report for the BlackBerry® Smartphone model RBW71CW		Page 41(216)
	Author Data Daoud Attayi	Dates of Test Aug 26, Sep 26-27, 2008	Report No RTS-1191-0809-30 Rev 1

Date/Time: 26/09/2008 12:51:51 PM

Test Laboratory: RTS

File Name: [HAC_E_Dipole_CW1880_20.00dBm_26_09_08.da4](#)

DUT: HAC Dipole 1880 MHz; Type: CD1880V3; Serial: Not Specified

Program Name: HAC RF E Dipole

Communication System: CW; Frequency: 1880 MHz; Duty Cycle: 1:1

Medium parameters used: $s = 0$ mho/m, $\epsilon_r = 1$; density = 1000 kg/m³

Phantom section: E Device Section

DASY4 Configuration:

- Probe: ER3DV6 - SN2285; ConvF(1, 1, 1); Calibrated: 07/03/2008
- Sensor-Surface: 0mm (Fix Surface) Sensor-Surface: (Fix Surface)
- Electronics: DAE3 Sn472; Calibrated: 05/03/2008
- Phantom: HAC Test Arch; Type: SD HAC P01 BA;
- Measurement SW: DASY4, V4.7 Build 71; Postprocessing SW: SEMCAD, V1.8 Build 184

E Scan - measurement distance from the probe sensor center to CD1880 Dipole = 10mm/Hearing Aid Compatibility Test

(5x19x1): Measurement grid: dx=5mm, dy=5mm

Probe Modulation Factor = 1.00

Device Reference Point: 0.000, 0.000, 353.7 mm

Reference Value = 123.4 V/m; Power Drift = 0.006 dB

Maximum value of Total (measured) = 123.6 V/m

E Scan - measurement distance from the probe sensor center to

RTS RIM Testing Services	Document Annex A to Hearing Aid Compatibility RF Emissions Test Report for the BlackBerry® Smartphone model RBW71CW		Page 42(216)
	Author Data Daoud Attayi	Dates of Test Aug 26, Sep 26-27, 2008	Report No RTS-1191-0809-30 Rev 1

CD1880 Dipole = 10mm/Hearing Aid Compatibility Test

(41x181x1): Measurement grid: dx=5mm, dy=5mm

Maximum value of peak Total field = 125.9 V/m

Probe Modulation Factor = 1.00

Device Reference Point: 0.000, 0.000, 353.7 mm

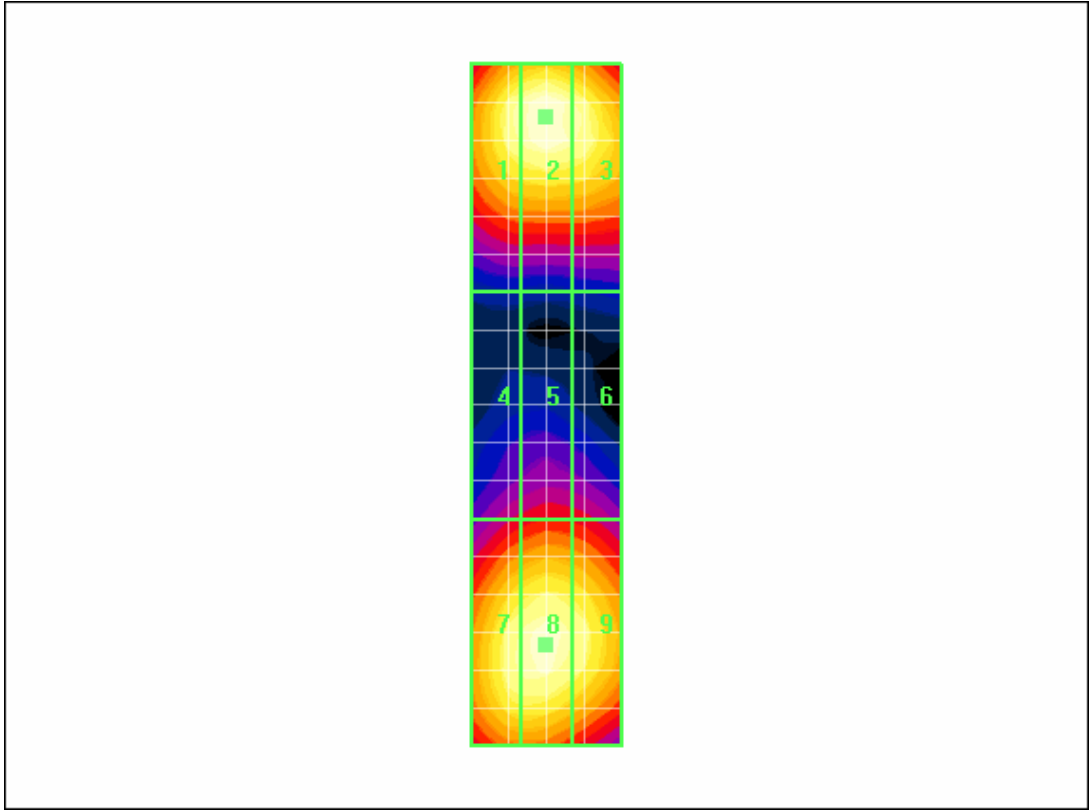
Reference Value = 123.4 V/m; Power Drift = 0.006 dB

Hearing Aid Near-Field Category: M2 (AWF 0 dB)

Peak E-field in V/m

Grid 1 122.2 M 2	Grid 2 125.9 M 2	Grid 3 122.0 M 2
Grid 4 84.7 M 3	Grid 5 88.0 M 3	Grid 6 86.7 M 3
Grid 7 120.5 M 2	Grid 8 122.4 M 2	Grid 9 119.0 M 2

RTS RIM Testing Services	Document Annex A to Hearing Aid Compatibility RF Emissions Test Report for the BlackBerry® Smartphone model RBW71CW		Page 43(216)
	Author Data Daoud Attayi	Dates of Test Aug 26, Sep 26-27, 2008	Report No RTS-1191-0809-30 Rev 1



0 dB = 125.9V/m

RTS RIM Testing Services	Document Annex A to Hearing Aid Compatibility RF Emissions Test Report for the BlackBerry® Smartphone model RBW71CW		Page 44(216)
	Author Data Daoud Attayi	Dates of Test Aug 26, Sep 26-27, 2008	Report No RTS-1191-0809-30 Rev 1

Date/Time: 26/09/2008 12:58:06 PM

Test Laboratory: RTS

File Name: [HAC_E_Dipole_CW1880_PMF_GSM.da4](#)

DUT: HAC Dipole 1880 MHz; Type: CD1880V3; Serial: Not Specified

Program Name: HAC RF E Dipole

Communication System: CW; Frequency: 1880 MHz; Duty Cycle: 1:1

Medium parameters used: $\sigma = 0$ mho/m, $\epsilon_r = 1$; density = 1000 kg/m³

Phantom section: E Device Section

DASY4 Configuration:

- Probe: ER3DV6 - SN2285; ConvF(1, 1, 1); Calibrated: 07/03/2008
- Sensor-Surface: 0mm (Fix Surface) Sensor-Surface: (Fix Surface)
- Electronics: DAE3 Sn472; Calibrated: 05/03/2008
- Phantom: HAC Test Arch; Type: SD HAC P01 BA;
- Measurement SW: DASY4, V4.7 Build 71; Postprocessing SW: SEMCAD, V1.8 Build 184

E Scan - measurement distance from the probe sensor center to CD1880 Dipole = 10mm/Hearing Aid Compatibility Test

(5x19x1): Measurement grid: dx=5mm, dy=5mm

Probe Modulation Factor = 1.00

Device Reference Point: 0.000, 0.000, 353.7 mm

Reference Value = 89.5 V/m; Power Drift = 0.001 dB

Maximum value of Total (measured) = 89.7 V/m

E Scan - measurement distance from the probe sensor center to

RTS RIM Testing Services	Document Annex A to Hearing Aid Compatibility RF Emissions Test Report for the BlackBerry® Smartphone model RBW71CW		Page 45(216)
	Author Data Daoud Attayi	Dates of Test Aug 26, Sep 26-27, 2008	Report No RTS-1191-0809-30 Rev 1

CD1880 Dipole = 10mm/Hearing Aid Compatibility Test

(41x181x1): Measurement grid: dx=5mm, dy=5mm

Maximum value of peak Total field = 91.3 V/m

Probe Modulation Factor = 1.00

Device Reference Point: 0.000, 0.000, 353.7 mm

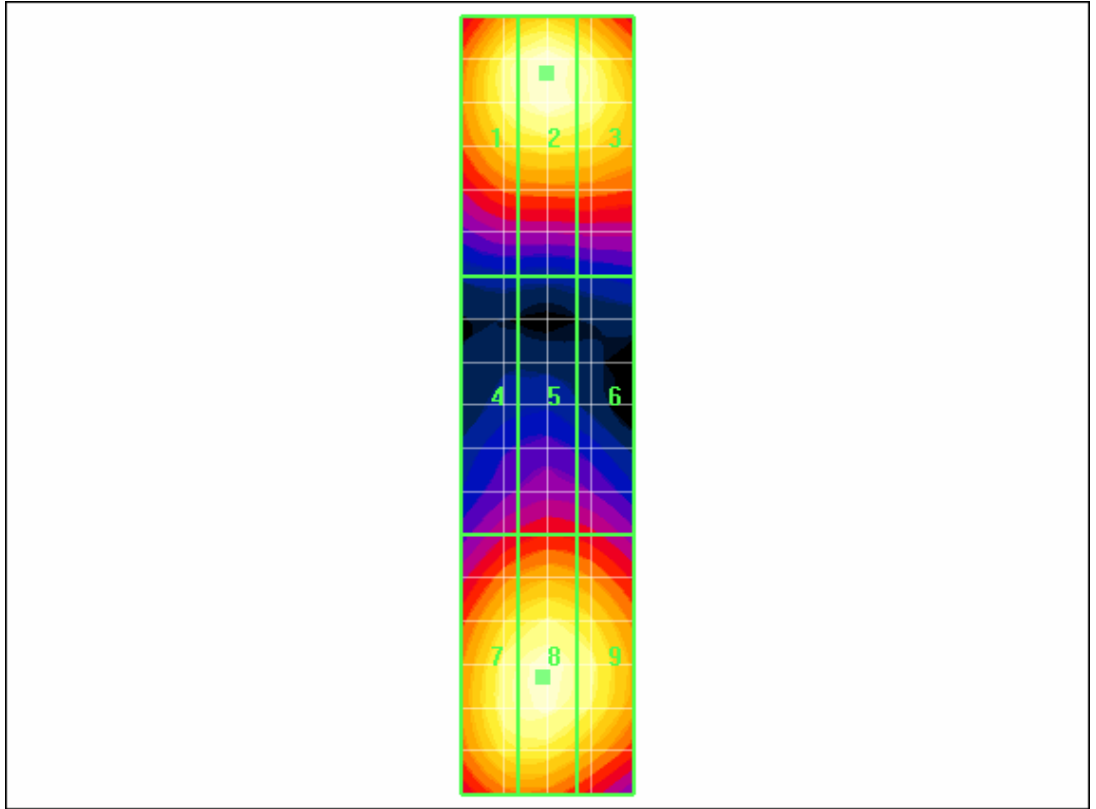
Reference Value = 89.5 V/m; Power Drift = 0.001 dB

Hearing Aid Near-Field Category: M3 (AWF 0 dB)

Peak E-field in V/m

Grid 1 88.4 M 3	Grid 2 91.3 M 3	Grid 3 88.5 M 3
Grid 4 61.5 M 4	Grid 5 63.7 M 3	Grid 6 62.7 M 4
Grid 7 87.4 M 3	Grid 8 88.9 M 3	Grid 9 86.1 M 3

RTS RIM Testing Services	Document Annex A to Hearing Aid Compatibility RF Emissions Test Report for the BlackBerry® Smartphone model RBW71CW		Page 46(216)
	Author Data Daoud Attayi	Dates of Test Aug 26, Sep 26-27, 2008	Report No RTS-1191-0809-30 Rev 1



0 dB = 91.3V/m

RTS RIM Testing Services	Document Annex A to Hearing Aid Compatibility RF Emissions Test Report for the BlackBerry® Smartphone model RBW71CW		Page 47(216)
	Author Data Daoud Attayi	Dates of Test Aug 26, Sep 26-27, 2008	Report No RTS-1191-0809-30 Rev 1

Date/Time: 26/09/2008 1:12:00 PM

Test Laboratory: RTS

File Name: [HAC_E_Dipole_AM_1880_PMF_GSM.da4](#)

DUT: HAC Dipole 1880 MHz; Type: CD1880V3; Serial: Not Specified

Program Name: HAC RF E Dipole

Communication System: CW; Frequency: 1880 MHz; Duty Cycle: 1:1

Medium parameters used: $\sigma = 0$ mho/m, $\epsilon_r = 1$; density = 1000 kg/m³

Phantom section: E Device Section

DASY4 Configuration:

- Probe: ER3DV6 - SN2285; ConvF(1, 1, 1); Calibrated: 07/03/2008
- Sensor-Surface: 0mm (Fix Surface) Sensor-Surface: (Fix Surface)
- Electronics: DAE3 Sn472; Calibrated: 05/03/2008
- Phantom: HAC Test Arch; Type: SD HAC P01 BA;
- Measurement SW: DASY4, V4.7 Build 71; Postprocessing SW: SEMCAD, V1.8 Build 184

E Scan - measurement distance from the probe sensor center to CD1880 Dipole = 10mm/Hearing Aid Compatibility Test

(5x19x1): Measurement grid: dx=5mm, dy=5mm

Probe Modulation Factor = 1.00

Device Reference Point: 0.000, 0.000, 353.7 mm

Reference Value = 56.2 V/m; Power Drift = 0.021 dB

Maximum value of Total (measured) = 56.5 V/m

E Scan - measurement distance from the probe sensor center to

RTS RIM Testing Services	Document Annex A to Hearing Aid Compatibility RF Emissions Test Report for the BlackBerry® Smartphone model RBW71CW		Page 48(216)
	Author Data Daoud Attayi	Dates of Test Aug 26, Sep 26-27, 2008	Report No RTS-1191-0809-30 Rev 1
		FCC ID L6ARBW70CW	

CD1880 Dipole = 10mm/Hearing Aid Compatibility Test

(41x181x1): Measurement grid: dx=5mm, dy=5mm

Maximum value of peak Total field = 57.5 V/m

Probe Modulation Factor = 1.00

Device Reference Point: 0.000, 0.000, 353.7 mm

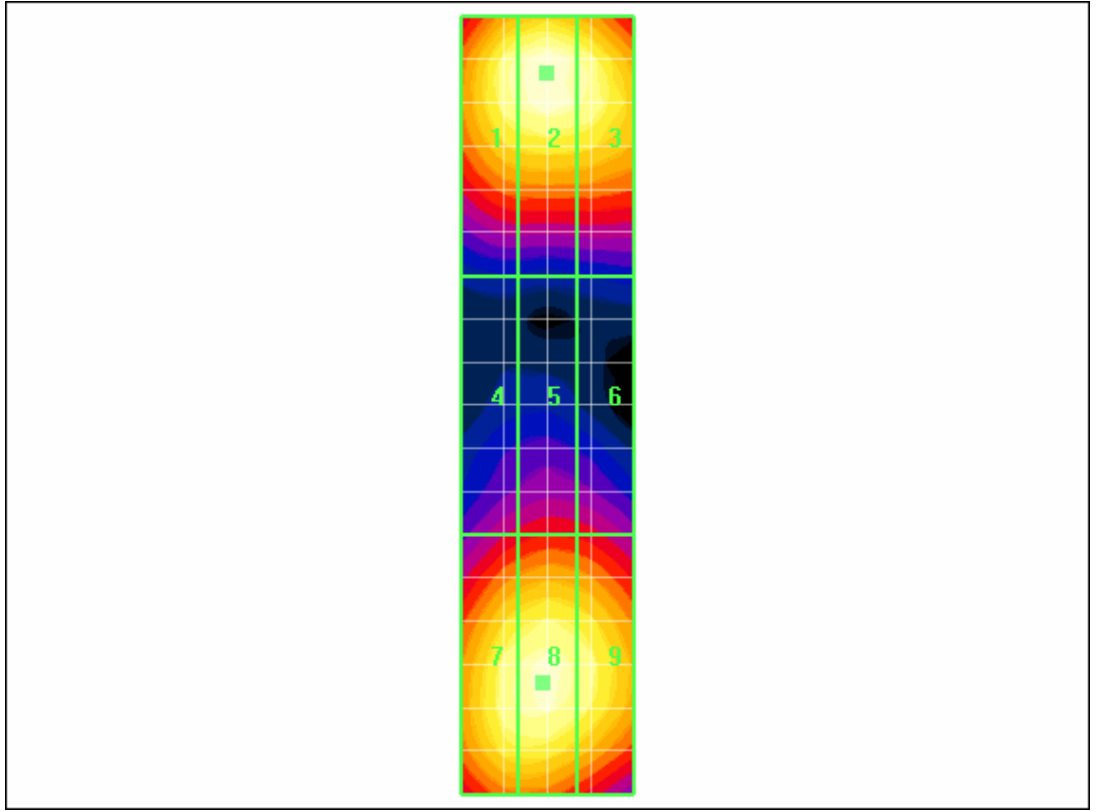
Reference Value = 56.2 V/m; Power Drift = 0.021 dB

Hearing Aid Near-Field Category: M4 (AWF 0 dB)

Peak E-field in V/m

Grid 1 55.9 M 4	Grid 2 57.5 M 4	Grid 3 55.8 M 4
Grid 4 38.8 M 4	Grid 5 40.2 M 4	Grid 6 39.6 M 4
Grid 7 54.9 M 4	Grid 8 55.8 M 4	Grid 9 54.2 M 4

RTS RIM Testing Services	Document	Page	
	Annex A to Hearing Aid Compatibility RF Emissions Test Report for the BlackBerry® Smartphone model RBW71CW	49(216)	
Author Data	Dates of Test	Report No	FCC ID
Daoud Attayi	Aug 26, Sep 26-27, 2008	RTS-1191-0809-30 Rev 1	L6ARBW70CW



0 dB = 57.5V/m

RTS RIM Testing Services	Document Annex A to Hearing Aid Compatibility RF Emissions Test Report for the BlackBerry® Smartphone model RBW71CW		Page 50(216)
	Author Data Daoud Attayi	Dates of Test Aug 26, Sep 26-27, 2008	Report No RTS-1191-0809-30 Rev 1

Date/Time: 26/09/2008 1:48:32 PM

Test Laboratory: RTS

File Name: [HAC_E_Dipole_GSM1880.da4](#)

DUT: HAC Dipole 1880 MHz; Type: CD1880V3; Serial: Not Specified

Program Name: HAC RF E Dipole

Communication System: GSM 1900; Frequency: 1880 MHz; Duty Cycle: 1:8.3

Medium parameters used: $\sigma = 0$ mho/m, $\epsilon_r = 1$; density = 1000 kg/m³

Phantom section: E Device Section

DASY4 Configuration:

- Probe: ER3DV6 - SN2285; ConvF(1, 1, 1); Calibrated: 07/03/2008
- Sensor-Surface: 0mm (Fix Surface) Sensor-Surface: (Fix Surface)
- Electronics: DAE3 Sn472; Calibrated: 05/03/2008
- Phantom: HAC Test Arch; Type: SD HAC P01 BA;
- Measurement SW: DASY4, V4.7 Build 71; Postprocessing SW: SEMCAD, V1.8 Build 184

E Scan - measurement distance from the probe sensor center to CD1880 Dipole = 10mm/Hearing Aid Compatibility Test

(5x19x1): Measurement grid: dx=5mm, dy=5mm

Probe Modulation Factor = 1.00

Device Reference Point: 0.000, 0.000, 353.7 mm

Reference Value = 32.4 V/m; Power Drift = -0.087 dB

Maximum value of Total (measured) = 31.5 V/m

E Scan - measurement distance from the probe sensor center to

RTS RIM Testing Services	Document Annex A to Hearing Aid Compatibility RF Emissions Test Report for the BlackBerry® Smartphone model RBW71CW		Page 51(216)
	Author Data Daoud Attayi	Dates of Test Aug 26, Sep 26-27, 2008	Report No RTS-1191-0809-30 Rev 1
		FCC ID L6ARBW70CW	

CD1880 Dipole = 10mm/Hearing Aid Compatibility Test

(41x181x1): Measurement grid: dx=5mm, dy=5mm

Maximum value of peak Total field = 31.7 V/m

Probe Modulation Factor = 1.00

Device Reference Point: 0.000, 0.000, 353.7 mm

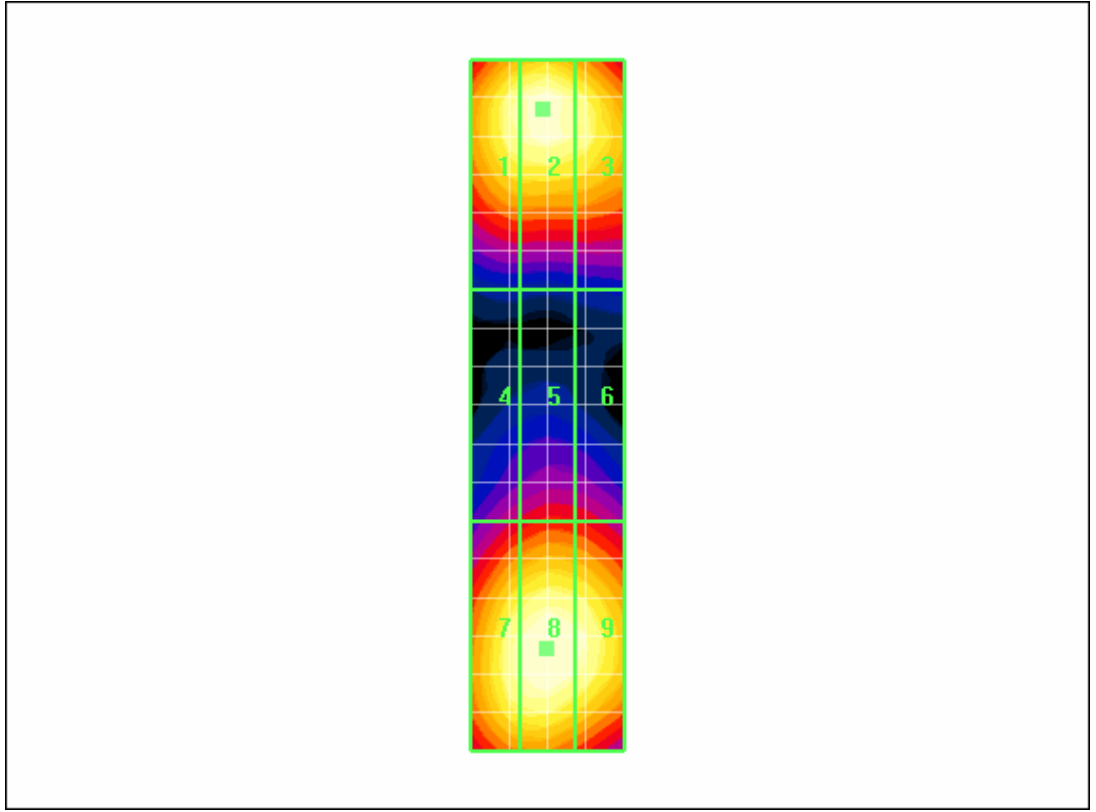
Reference Value = 32.4 V/m; Power Drift = -0.087 dB

Hearing Aid Near-Field Category: M4 (AWF -5 dB)

Peak E-field in V/m

Grid 1 30.8 M 4	Grid 2 31.6 M 4	Grid 3 30.4 M 4
Grid 4 21.4 M 4	Grid 5 22.5 M 4	Grid 6 22.2 M 4
Grid 7 30.8 M 4	Grid 8 31.7 M 4	Grid 9 31.0 M 4

RTS RIM Testing Services	Document Annex A to Hearing Aid Compatibility RF Emissions Test Report for the BlackBerry® Smartphone model RBW71CW		Page 52(216)
	Author Data Daoud Attayi	Dates of Test Aug 26, Sep 26-27, 2008	Report No RTS-1191-0809-30 Rev 1



0 dB = 31.7V/m

RTS RIM Testing Services	Document Annex A to Hearing Aid Compatibility RF Emissions Test Report for the BlackBerry® Smartphone model RBW71CW		Page 53(216)
	Author Data Daoud Attayi	Dates of Test Aug 26, Sep 26-27, 2008	Report No RTS-1191-0809-30 Rev 1

Date/Time: 26/09/2008 1:03:21 PM

Test Laboratory: RTS

File Name: [HAC_E_Dipole_CW1880_PMF_CDMA.da4](#)

DUT: HAC Dipole 1880 MHz; Type: CD1880V3; Serial: Not Specified

Program Name: HAC RF E Dipole

Communication System: CW; Frequency: 1880 MHz; Duty Cycle: 1:1

Medium parameters used: $\sigma = 0$ mho/m, $\epsilon_r = 1$; density = 1000 kg/m³

Phantom section: E Device Section

DASY4 Configuration:

- Probe: ER3DV6 - SN2285; ConvF(1, 1, 1); Calibrated: 07/03/2008
- Sensor-Surface: 0mm (Fix Surface) Sensor-Surface: (Fix Surface)
- Electronics: DAE3 Sn472; Calibrated: 05/03/2008
- Phantom: HAC Test Arch; Type: SD HAC P01 BA;
- Measurement SW: DASY4, V4.7 Build 71; Postprocessing SW: SEMCAD, V1.8 Build 184

E Scan - measurement distance from the probe sensor center to CD1880 Dipole = 10mm/Hearing Aid Compatibility Test

(5x19x1): Measurement grid: dx=5mm, dy=5mm

Probe Modulation Factor = 1.00

Device Reference Point: 0.000, 0.000, 353.7 mm

Reference Value = 36.7 V/m; Power Drift = 0.040 dB

Maximum value of Total (measured) = 36.8 V/m

E Scan - measurement distance from the probe sensor center to

RTS RIM Testing Services	Document Annex A to Hearing Aid Compatibility RF Emissions Test Report for the BlackBerry® Smartphone model RBW71CW		Page 54(216)
	Author Data Daoud Attayi	Dates of Test Aug 26, Sep 26-27, 2008	Report No RTS-1191-0809-30 Rev 1

CD1880 Dipole = 10mm/Hearing Aid Compatibility Test

(41x181x1): Measurement grid: dx=5mm, dy=5mm

Maximum value of peak Total field = 37.4 V/m

Probe Modulation Factor = 1.00

Device Reference Point: 0.000, 0.000, 353.7 mm

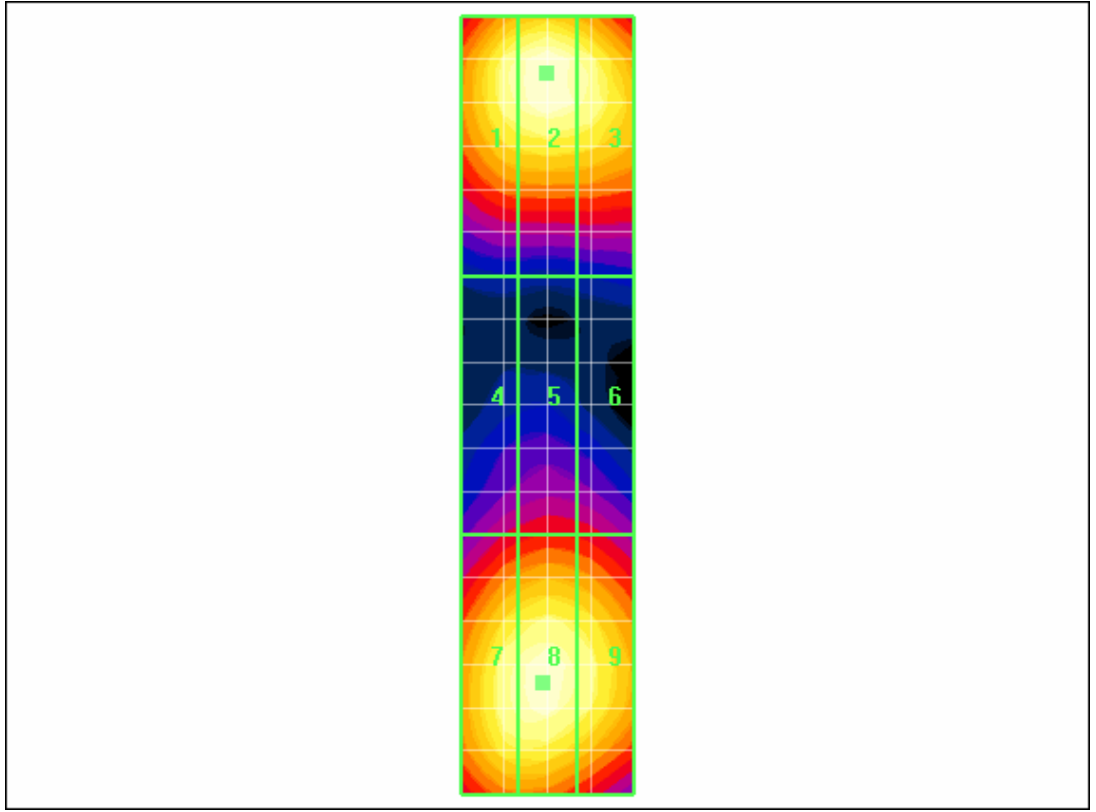
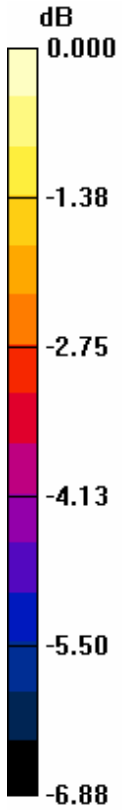
Reference Value = 36.7 V/m; Power Drift = 0.040 dB

Hearing Aid Near-Field Category: M4 (AWF 0 dB)

Peak E-field in V/m

Grid 1 36.3 M 4	Grid 2 37.4 M 4	Grid 3 36.3 M 4
Grid 4 25.3 M 4	Grid 5 26.2 M 4	Grid 6 25.8 M 4
Grid 7 36.0 M 4	Grid 8 36.5 M 4	Grid 9 35.3 M 4

RTS RIM Testing Services	Document Annex A to Hearing Aid Compatibility RF Emissions Test Report for the BlackBerry® Smartphone model RBW71CW		Page 55(216)
	Author Data Daoud Attayi	Dates of Test Aug 26, Sep 26-27, 2008	Report No RTS-1191-0809-30 Rev 1



0 dB = 37.4V/m

RTS RIM Testing Services	Document Annex A to Hearing Aid Compatibility RF Emissions Test Report for the BlackBerry® Smartphone model RBW71CW		Page 56(216)
	Author Data Daoud Attayi	Dates of Test Aug 26, Sep 26-27, 2008	Report No RTS-1191-0809-30 Rev 1

Date/Time: 26/09/2008 1:07:53 PM

Test Laboratory: RTS

File Name: [HAC_E_Dipole_AM_1880_PMF_CDMA.da4](#)

DUT: HAC Dipole 1880 MHz; Type: CD1880V3; Serial: Not Specified

Program Name: HAC RF E Dipole

Communication System: CW; Frequency: 1880 MHz; Duty Cycle: 1:1

Medium parameters used: $\sigma = 0$ mho/m, $\epsilon_r = 1$; density = 1000 kg/m³

Phantom section: E Device Section

DASY4 Configuration:

- Probe: ER3DV6 - SN2285; ConvF(1, 1, 1); Calibrated: 07/03/2008
- Sensor-Surface: 0mm (Fix Surface) Sensor-Surface: (Fix Surface)
- Electronics: DAE3 Sn472; Calibrated: 05/03/2008
- Phantom: HAC Test Arch; Type: SD HAC P01 BA;
- Measurement SW: DASY4, V4.7 Build 71; Postprocessing SW: SEMCAD, V1.8 Build 184

E Scan - measurement distance from the probe sensor center to CD1880 Dipole = 10mm/Hearing Aid Compatibility Test

(5x19x1): Measurement grid: dx=5mm, dy=5mm

Probe Modulation Factor = 1.00

Device Reference Point: 0.000, 0.000, 353.7 mm

Reference Value = 23.5 V/m; Power Drift = -0.003 dB

Maximum value of Total (measured) = 23.6 V/m

E Scan - measurement distance from the probe sensor center to

RTS RIM Testing Services	Document Annex A to Hearing Aid Compatibility RF Emissions Test Report for the BlackBerry® Smartphone model RBW71CW		Page 57(216)
	Author Data Daoud Attayi	Dates of Test Aug 26, Sep 26-27, 2008	Report No RTS-1191-0809-30 Rev 1

CD1880 Dipole = 10mm/Hearing Aid Compatibility Test

(41x181x1): Measurement grid: dx=5mm, dy=5mm

Maximum value of peak Total field = 24.0 V/m

Probe Modulation Factor = 1.00

Device Reference Point: 0.000, 0.000, 353.7 mm

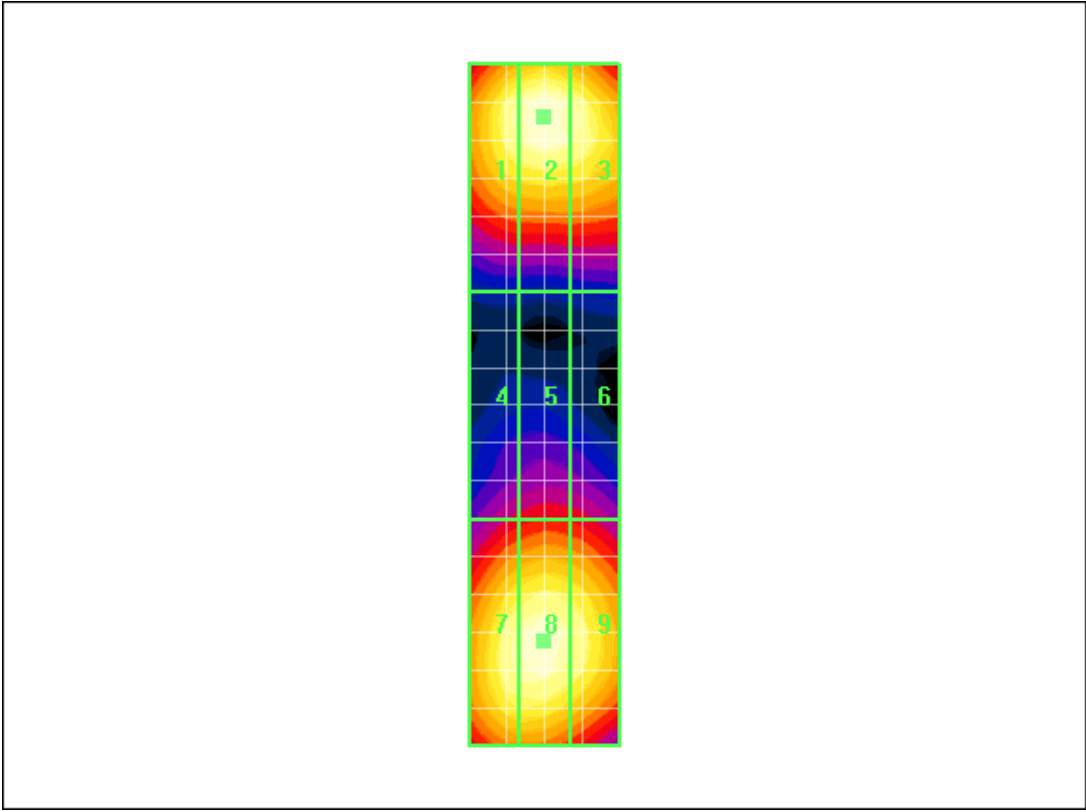
Reference Value = 23.5 V/m; Power Drift = -0.003 dB

Hearing Aid Near-Field Category: M4 (AWF 0 dB)

Peak E-field in V/m

Grid 1 23.2 M 4	Grid 2 24.0 M 4	Grid 3 23.3 M 4
Grid 4 16.2 M 4	Grid 5 16.8 M 4	Grid 6 16.5 M 4
Grid 7 23.1 M 4	Grid 8 23.5 M 4	Grid 9 22.8 M 4

RTS RIM Testing Services	Document Annex A to Hearing Aid Compatibility RF Emissions Test Report for the BlackBerry® Smartphone model RBW71CW		Page 58(216)
	Author Data Daoud Attayi	Dates of Test Aug 26, Sep 26-27, 2008	Report No RTS-1191-0809-30 Rev 1



0 dB = 24.0V/m

RTS RIM Testing Services	Document Annex A to Hearing Aid Compatibility RF Emissions Test Report for the BlackBerry® Smartphone model RBW71CW		Page 59(216)
	Author Data Daoud Attayi	Dates of Test Aug 26, Sep 26-27, 2008	Report No RTS-1191-0809-30 Rev 1

Date/Time: 26/09/2008 1:56:46 PM

Test Laboratory: RTS

File Name: [HAC_E_Dipole_CDMA1880.da4](#)

DUT: HAC Dipole 1880 MHz; Type: CD1880V3; Serial: Not Specified

Program Name: HAC RF E Dipole

Communication System: CDMA 1900; Frequency: 1880 MHz; Duty Cycle: 1:1

Medium parameters used: $\sigma = 0$ mho/m, $\epsilon_r = 1$; density = 1000 kg/m³

Phantom section: E Device Section

DASY4 Configuration:

- Probe: ER3DV6 - SN2285; ConvF(1, 1, 1); Calibrated: 07/03/2008
- Sensor-Surface: 0mm (Fix Surface) Sensor-Surface: (Fix Surface)
- Electronics: DAE3 Sn472; Calibrated: 05/03/2008
- Phantom: HAC Test Arch; Type: SD HAC P01 BA;
- Measurement SW: DASY4, V4.7 Build 71; Postprocessing SW: SEMCAD, V1.8 Build 184

E Scan - measurement distance from the probe sensor center to CD1880 Dipole = 10mm/Hearing Aid Compatibility Test

(5x19x1): Measurement grid: dx=5mm, dy=5mm

Probe Modulation Factor = 1.00

Device Reference Point: 0.000, 0.000, 353.7 mm

Reference Value = 43.7 V/m; Power Drift = -0.133 dB

Maximum value of Total (measured) = 42.5 V/m

E Scan - measurement distance from the probe sensor center to

RTS RIM Testing Services	Document Annex A to Hearing Aid Compatibility RF Emissions Test Report for the BlackBerry® Smartphone model RBW71CW		Page 60(216)
	Author Data Daoud Attayi	Dates of Test Aug 26, Sep 26-27, 2008	Report No RTS-1191-0809-30 Rev 1

CD1880 Dipole = 10mm/Hearing Aid Compatibility Test

(41x181x1): Measurement grid: dx=5mm, dy=5mm

Maximum value of peak Total field = 43.0 V/m

Probe Modulation Factor = 1.00

Device Reference Point: 0.000, 0.000, 353.7 mm

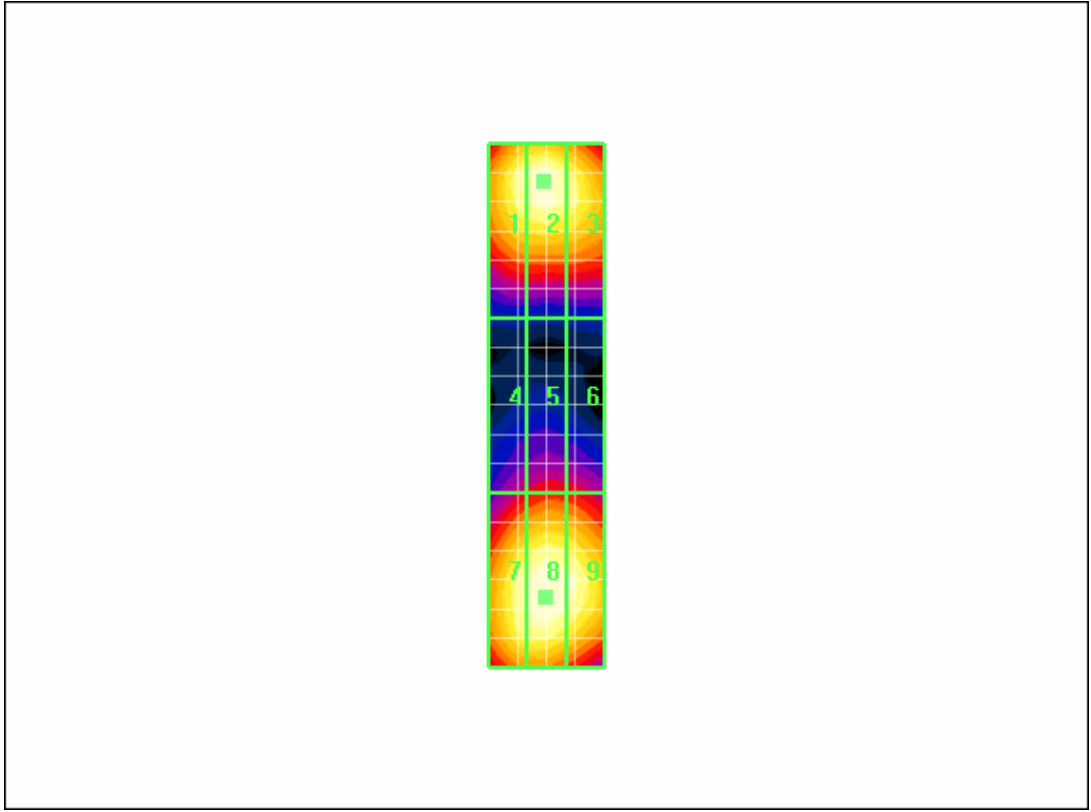
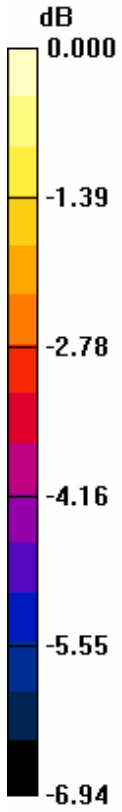
Reference Value = 43.7 V/m; Power Drift = -0.133 dB

Hearing Aid Near-Field Category: M4 (AWF 0 dB)

Peak E-field in V/m

Grid 1 41.9 M 4	Grid 2 43.0 M 4	Grid 3 40.8 M 4
Grid 4 28.8 M 4	Grid 5 30.3 M 4	Grid 6 29.9 M 4
Grid 7 41.6 M 4	Grid 8 42.8 M 4	Grid 9 42.0 M 4

RTS RIM Testing Services	Document Annex A to Hearing Aid Compatibility RF Emissions Test Report for the BlackBerry® Smartphone model RBW71CW		Page 61(216)
	Author Data Daoud Attayi	Dates of Test Aug 26, Sep 26-27, 2008	Report No RTS-1191-0809-30 Rev 1



0 dB = 43.0V/m

RTS RIM Testing Services	Document Annex A to Hearing Aid Compatibility RF Emissions Test Report for the BlackBerry® Smartphone model RBW71CW		Page 62(216)
	Author Data Daoud Attayi	Dates of Test Aug 26, Sep 26-27, 2008	Report No RTS-1191-0809-30 Rev 1

Date/Time: 26/08/2008 10:46:01 AM

Test Laboratory: RTS

File Name: [HAC_H_Dipole_CW835_20.00dBm.da4](#)

DUT: HAC-Dipole 835 MHz; Type: D835V3; Serial: Not Specified

Program Name: HAC RF H3DV6 Dipole

Communication System: CW; Frequency: 835 MHz; Duty Cycle: 1:1

Medium parameters used: $\sigma = 0$ mho/m, $\epsilon_r = 1$; density = 1 kg/m³

Phantom section: E Device Section

DASY4 Configuration:

- Probe: H3DV6 - SN6105; ; Calibrated: 09/11/2007
- Sensor-Surface: 0mm (Fix Surface) Sensor-Surface: (Fix Surface)
- Electronics: DAE3 Sn472; Calibrated: 05/03/2008
- Phantom: HAC Test Arch; Type: SD HAC P01 BA;
- Measurement SW: DASY4, V4.7 Build 71; Postprocessing SW: SEMCAD, V1.8 Build 184

H Scan - measurement distance from the probe sensor center to CD835 Dipole = 10mm/Hearing Aid Compatibility Test (5x37x1):

Measurement grid: dx=5mm, dy=5mm

Probe Modulation Factor = 1.00

Device Reference Point: 0.000, 0.000, 353.7 mm

Reference Value = 0.444 A/m; Power Drift = 0.063 dB

Maximum value of Total (measured) = 0.428 A/m

H Scan - measurement distance from the probe sensor center to

RTS RIM Testing Services	Document Annex A to Hearing Aid Compatibility RF Emissions Test Report for the BlackBerry® Smartphone model RBW71CW		Page 63(216)
	Author Data Daoud Attayi	Dates of Test Aug 26, Sep 26-27, 2008	Report No RTS-1191-0809-30 Rev 1
		FCC ID L6ARBW70CW	

CD835 Dipole = 10mm/Hearing Aid Compatibility Test

(41x361x1): Measurement grid: dx=5mm, dy=5mm

Maximum value of peak Total field = 0.428 A/m

Probe Modulation Factor = 1.00

Device Reference Point: 0.000, 0.000, 353.7 mm


Reference Value = 0.444 A/m; Power Drift = 0.063 dB

Hearing Aid Near-Field Category: M4 (AWF 0 dB)

Peak H-field in A/m

Grid 1 0.352 M 4	Grid 2 0.372 M 4	Grid 3 0.360 M 4
Grid 4 0.401 M 4	Grid 5 0.428 M 4	Grid 6 0.417 M 4
Grid 7 0.367 M 4	Grid 8 0.387 M 4	Grid 9 0.372 M 4

RTS RIM Testing Services	Document Annex A to Hearing Aid Compatibility RF Emissions Test Report for the BlackBerry® Smartphone model RBW71CW		Page 64(216)
	Author Data Daoud Attayi	Dates of Test Aug 26, Sep 26-27, 2008	Report No RTS-1191-0809-30 Rev 1



0 dB = 0.428A/m

RTS RIM Testing Services	Document Annex A to Hearing Aid Compatibility RF Emissions Test Report for the BlackBerry® Smartphone model RBW71CW		Page 65(216)
	Author Data Daoud Attayi	Dates of Test Aug 26, Sep 26-27, 2008	Report No RTS-1191-0809-30 Rev 1

Date/Time: 26/09/2008 4:28:20 PM

Test Laboratory: RTS

File Name: [HAC_H_Dipole_CW835_20dBm_09_26_08.da4](#)

DUT: HAC-Dipole 835 MHz; Type: D835V3; Serial: Not Specified

Program Name: HAC RF H3DV6 Dipole

Communication System: CW; Frequency: 835 MHz; Duty Cycle: 1:1

Medium parameters used: $\sigma = 0$ mho/m, $\epsilon_r = 1$; density = 1 kg/m³

Phantom section: E Device Section

DASY4 Configuration:

- Probe: H3DV6 - SN6105; ; Calibrated: 09/11/2007
- Sensor-Surface: 0mm (Fix Surface) Sensor-Surface: (Fix Surface)
- Electronics: DAE3 Sn472; Calibrated: 05/03/2008
- Phantom: HAC Test Arch; Type: SD HAC P01 BA;
- Measurement SW: DASY4, V4.7 Build 71; Postprocessing SW: SEMCAD, V1.8 Build 184

H Scan - measurement distance from the probe sensor center to CD835 Dipole = 10mm/Hearing Aid Compatibility Test (5x37x1):

Measurement grid: dx=5mm, dy=5mm

Probe Modulation Factor = 1.00

Device Reference Point: 0.000, 0.000, 353.7 mm

Reference Value = 0.446 A/m; Power Drift = 0.070 dB

Maximum value of Total (measured) = 0.425 A/m

H Scan - measurement distance from the probe sensor center to

RTS RIM Testing Services	Document Annex A to Hearing Aid Compatibility RF Emissions Test Report for the BlackBerry® Smartphone model RBW71CW		Page 66(216)
	Author Data Daoud Attayi	Dates of Test Aug 26, Sep 26-27, 2008	Report No RTS-1191-0809-30 Rev 1
		FCC ID L6ARBW70CW	

CD835 Dipole = 10mm/Hearing Aid Compatibility Test

(41x361x1): Measurement grid: dx=5mm, dy=5mm

Maximum value of peak Total field = 0.427 A/m

Probe Modulation Factor = 1.00

Device Reference Point: 0.000, 0.000, 353.7 mm

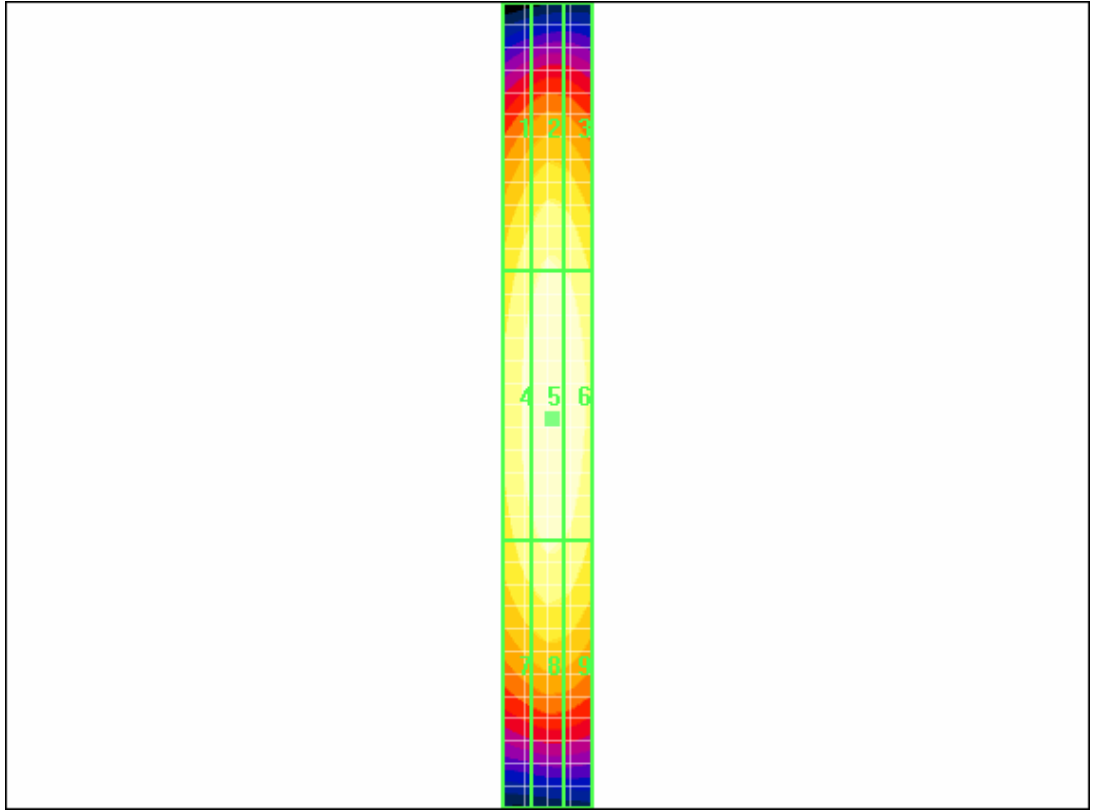
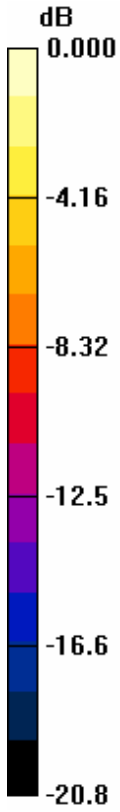
Reference Value = 0.446 A/m; Power Drift = 0.070 dB

Hearing Aid Near-Field Category: M4 (AWF 0 dB)

Peak H-field in A/m

Grid 1 0.351 M 4	Grid 2 0.376 M 4	Grid 3 0.369 M 4
Grid 4 0.393 M 4	Grid 5 0.427 M 4	Grid 6 0.418 M 4
Grid 7 0.351 M 4	Grid 8 0.377 M 4	Grid 9 0.367 M 4

RTS RIM Testing Services	Document Annex A to Hearing Aid Compatibility RF Emissions Test Report for the BlackBerry® Smartphone model RBW71CW		Page 67(216)
	Author Data Daoud Attayi	Dates of Test Aug 26, Sep 26-27, 2008	Report No RTS-1191-0809-30 Rev 1



0 dB = 0.427A/m

RTS RIM Testing Services	Document Annex A to Hearing Aid Compatibility RF Emissions Test Report for the BlackBerry® Smartphone model RBW71CW		Page 68(216)
	Author Data Daoud Attayi	Dates of Test Aug 26, Sep 26-27, 2008	Report No RTS-1191-0809-30 Rev 1

Date/Time: 26/09/2008 3:58:11 PM

Test Laboratory: RTS

File Name: [HAC_H_Dipole_CW835_PMF_GSM.da4](#)

DUT: HAC-Dipole 835 MHz; Type: D835V3; Serial: Not Specified

Program Name: HAC RF H3DV6 Dipole

Communication System: CW; Frequency: 835 MHz; Duty Cycle: 1:1

Medium parameters used: $s = 0$ mho/m, $\epsilon_r = 1$; density = 1 kg/m³

Phantom section: E Device Section

DASY4 Configuration:

- Probe: H3DV6 - SN6105; ; Calibrated: 09/11/2007
- Sensor-Surface: 0mm (Fix Surface) Sensor-Surface: (Fix Surface)
- Electronics: DAE3 Sn472; Calibrated: 05/03/2008
- Phantom: HAC Test Arch; Type: SD HAC P01 BA;
- Measurement SW: DASY4, V4.7 Build 71; Postprocessing SW: SEMCAD, V1.8 Build 184

H Scan - measurement distance from the probe sensor center to CD835 Dipole = 10mm/Hearing Aid Compatibility Test (5x37x1):

Measurement grid: dx=5mm, dy=5mm

Probe Modulation Factor = 1.00

Device Reference Point: 0.000, 0.000, 353.7 mm

Reference Value = 0.472 A/m; Power Drift = 0.082 dB

Maximum value of Total (measured) = 0.445 A/m

H Scan - measurement distance from the probe sensor center to

RTS RIM Testing Services	Document Annex A to Hearing Aid Compatibility RF Emissions Test Report for the BlackBerry® Smartphone model RBW71CW		Page 69(216)
	Author Data Daoud Attayi	Dates of Test Aug 26, Sep 26-27, 2008	Report No RTS-1191-0809-30 Rev 1

CD835 Dipole = 10mm/Hearing Aid Compatibility Test

(41x361x1): Measurement grid: dx=5mm, dy=5mm

Maximum value of peak Total field = 0.447 A/m

Probe Modulation Factor = 1.00

Device Reference Point: 0.000, 0.000, 353.7 mm

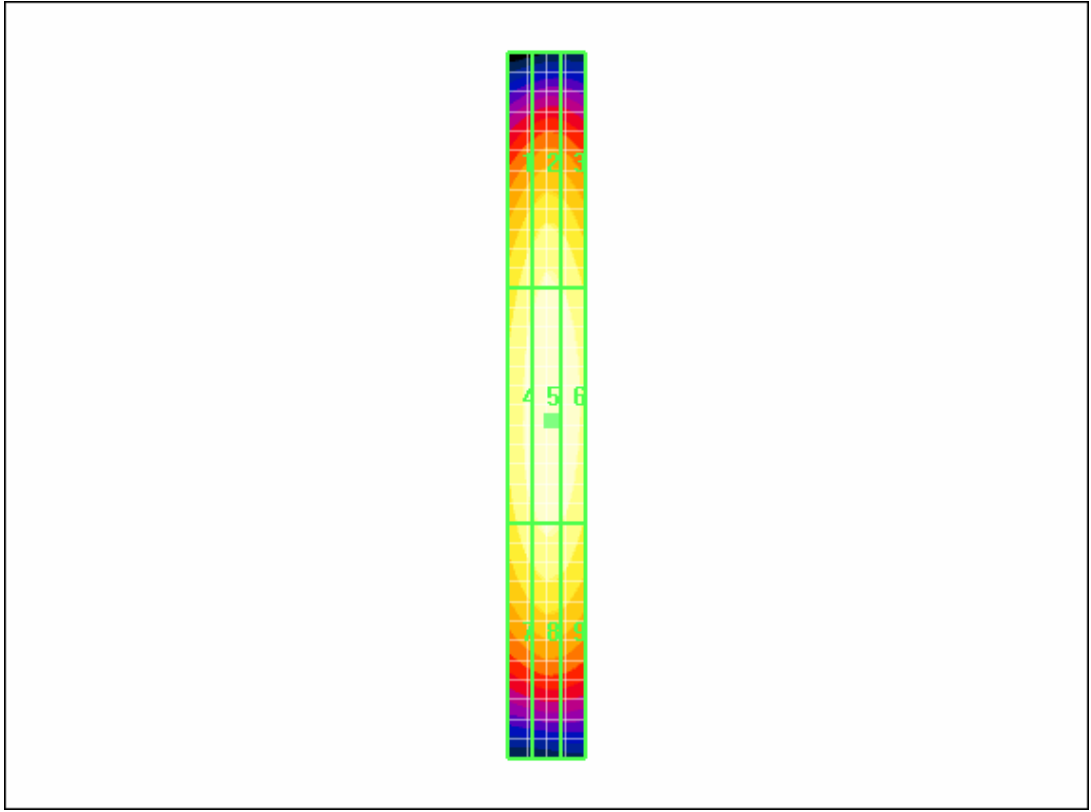
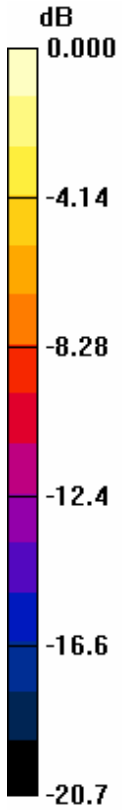
Reference Value = 0.472 A/m; Power Drift = 0.082 dB

Hearing Aid Near-Field Category: M4 (AWF 0 dB)

Peak H-field in A/m

Grid 1 0.370 M 4	Grid 2 0.396 M 4	Grid 3 0.386 M 4
Grid 4 0.413 M 4	Grid 5 0.447 M 4	Grid 6 0.438 M 4
Grid 7 0.373 M 4	Grid 8 0.395 M 4	Grid 9 0.384 M 4

RTS RIM Testing Services	Document Annex A to Hearing Aid Compatibility RF Emissions Test Report for the BlackBerry® Smartphone model RBW71CW		Page 70(216)
	Author Data Daoud Attayi	Dates of Test Aug 26, Sep 26-27, 2008	Report No RTS-1191-0809-30 Rev 1



0 dB = 0.447A/m

RTS RIM Testing Services	Document Annex A to Hearing Aid Compatibility RF Emissions Test Report for the BlackBerry® Smartphone model RBW71CW		Page 71(216)
	Author Data Daoud Attayi	Dates of Test Aug 26, Sep 26-27, 2008	Report No RTS-1191-0809-30 Rev 1

Date/Time: 26/09/2008 4:06:30 PM

Test Laboratory: RTS

File Name: [HAC_H_Dipole_AM835_PMF_GSM.da4](#)

DUT: HAC-Dipole 835 MHz; Type: D835V3; Serial: Not Specified

Program Name: HAC RF H3DV6 Dipole

Communication System: CW; Frequency: 835 MHz; Duty Cycle: 1:1

Medium parameters used: $s = 0$ mho/m, $\epsilon_r = 1$; density = 1 kg/m³

Phantom section: E Device Section

DASY4 Configuration:

- Probe: H3DV6 - SN6105; ; Calibrated: 09/11/2007
- Sensor-Surface: 0mm (Fix Surface) Sensor-Surface: (Fix Surface)
- Electronics: DAE3 Sn472; Calibrated: 05/03/2008
- Phantom: HAC Test Arch; Type: SD HAC P01 BA;
- Measurement SW: DASY4, V4.7 Build 71; Postprocessing SW: SEMCAD, V1.8 Build 184

H Scan - measurement distance from the probe sensor center to CD835 Dipole = 10mm/Hearing Aid Compatibility Test (5x37x1):

Measurement grid: dx=5mm, dy=5mm

Probe Modulation Factor = 1.00

Device Reference Point: 0.000, 0.000, 353.7 mm

Reference Value = 0.299 A/m; Power Drift = -0.023 dB

Maximum value of Total (measured) = 0.282 A/m

H Scan - measurement distance from the probe sensor center to

RTS RIM Testing Services	Document Annex A to Hearing Aid Compatibility RF Emissions Test Report for the BlackBerry® Smartphone model RBW71CW		Page 72(216)
	Author Data Daoud Attayi	Dates of Test Aug 26, Sep 26-27, 2008	Report No RTS-1191-0809-30 Rev 1

CD835 Dipole = 10mm/Hearing Aid Compatibility Test

(41x361x1): Measurement grid: dx=5mm, dy=5mm

Maximum value of peak Total field = 0.283 A/m

Probe Modulation Factor = 1.00

Device Reference Point: 0.000, 0.000, 353.7 mm

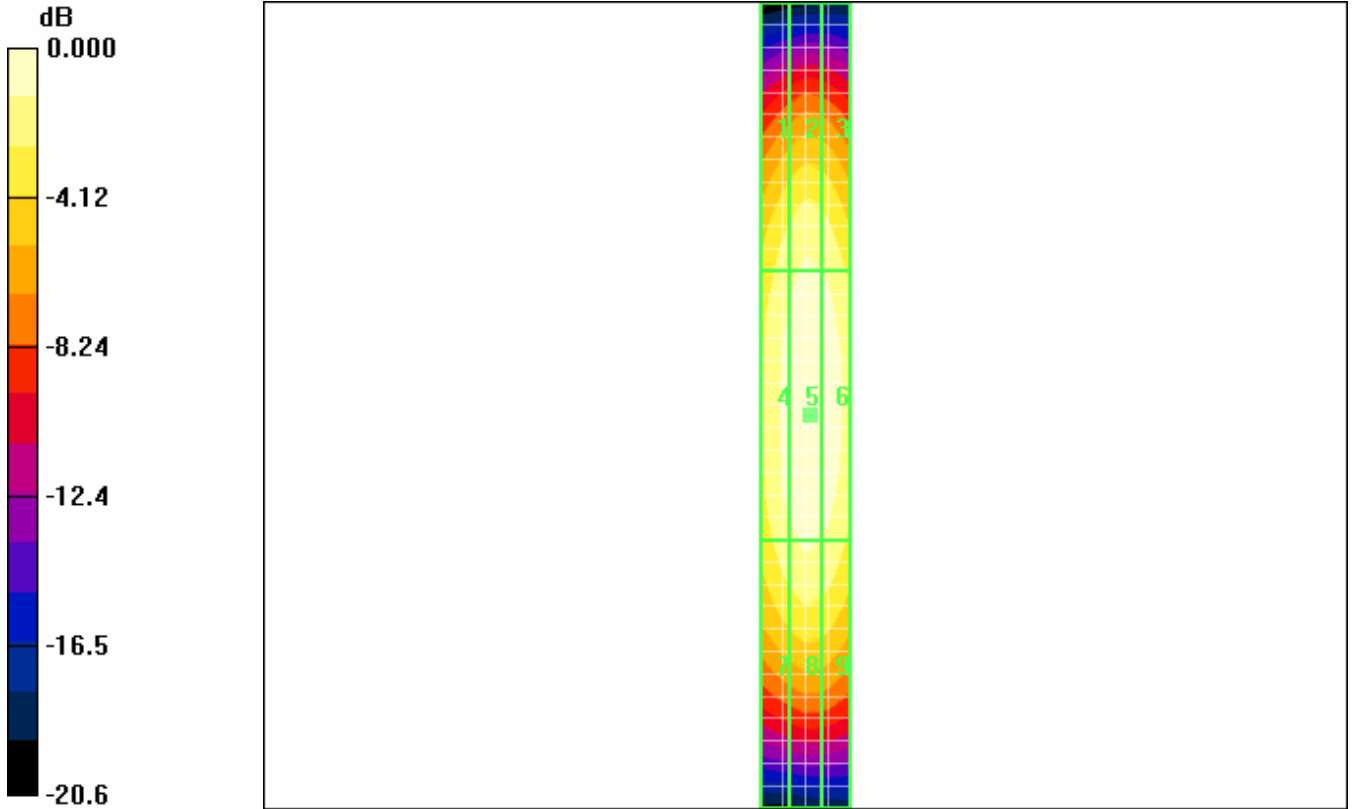
Reference Value = 0.299 A/m; Power Drift = -0.023 dB

Hearing Aid Near-Field Category: M4 (AWF 0 dB)

Peak H-field in A/m

Grid 1 0.232 M 4	Grid 2 0.249 M 4	Grid 3 0.243 M 4
Grid 4 0.259 M 4	Grid 5 0.283 M 4	Grid 6 0.277 M 4
Grid 7 0.234 M 4	Grid 8 0.250 M 4	Grid 9 0.242 M 4

RTS RIM Testing Services	Document Annex A to Hearing Aid Compatibility RF Emissions Test Report for the BlackBerry® Smartphone model RBW71CW		Page 73(216)
	Author Data Daoud Attayi	Dates of Test Aug 26, Sep 26-27, 2008	Report No RTS-1191-0809-30 Rev 1



0 dB = 0.283A/m

RTS RIM Testing Services	Document Annex A to Hearing Aid Compatibility RF Emissions Test Report for the BlackBerry® Smartphone model RBW71CW		Page 74(216)
	Author Data Daoud Attayi	Dates of Test Aug 26, Sep 26-27, 2008	Report No RTS-1191-0809-30 Rev 1

Date/Time: 26/09/2008 3:48:50 PM

Test Laboratory: RTS

File Name: [HAC_H_Dipole_GSM835.da4](#)

DUT: HAC-Dipole 835 MHz; Type: D835V3; Serial: Not Specified

Program Name: HAC RF H3DV6 Dipole

Communication System: GSM 850; Frequency: 835 MHz; Duty Cycle: 1:8.3

Medium parameters used: $\sigma = 0$ mho/m, $\epsilon_r = 1$; density = 1 kg/m³

Phantom section: E Device Section

DASY4 Configuration:

- Probe: H3DV6 - SN6105; ; Calibrated: 09/11/2007
- Sensor-Surface: 0mm (Fix Surface) Sensor-Surface: (Fix Surface)
- Electronics: DAE3 Sn472; Calibrated: 05/03/2008
- Phantom: HAC Test Arch; Type: SD HAC P01 BA;
- Measurement SW: DASY4, V4.7 Build 71; Postprocessing SW: SEMCAD, V1.8 Build 184

H Scan - measurement distance from the probe sensor center to CD835 Dipole = 10mm/Hearing Aid Compatibility Test (5x37x1):

Measurement grid: dx=5mm, dy=5mm

Probe Modulation Factor = 1.00

Device Reference Point: 0.000, 0.000, 353.7 mm

Reference Value = 0.177 A/m; Power Drift = 0.084 dB

Maximum value of Total (measured) = 0.168 A/m

H Scan - measurement distance from the probe sensor center to

RTS RIM Testing Services	Document Annex A to Hearing Aid Compatibility RF Emissions Test Report for the BlackBerry® Smartphone model RBW71CW		Page 75(216)
	Author Data Daoud Attayi	Dates of Test Aug 26, Sep 26-27, 2008	Report No RTS-1191-0809-30 Rev 1

CD835 Dipole = 10mm/Hearing Aid Compatibility Test

(41x361x1): Measurement grid: dx=5mm, dy=5mm

Maximum value of peak Total field = 0.169 A/m

Probe Modulation Factor = 1.00

Device Reference Point: 0.000, 0.000, 353.7 mm

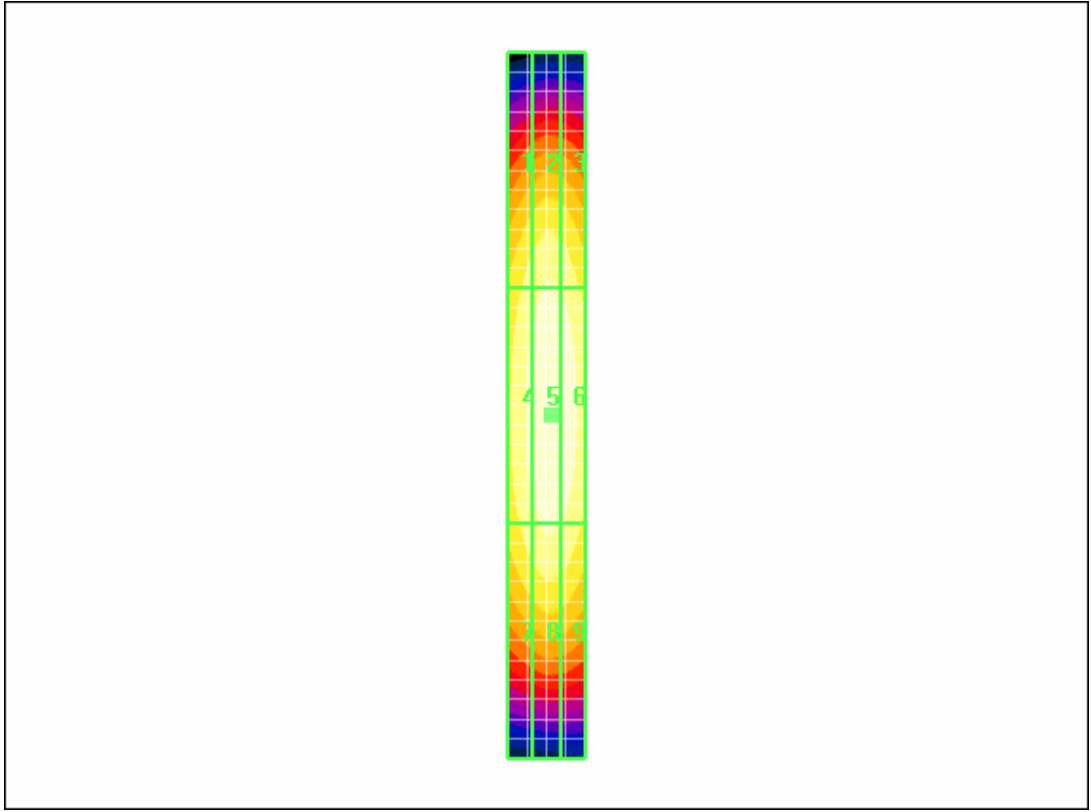
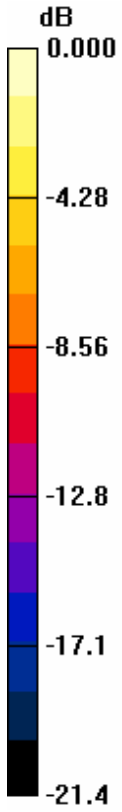
Reference Value = 0.177 A/m; Power Drift = 0.084 dB

Hearing Aid Near-Field Category: M4 (AWF -5 dB)

Peak H-field in A/m

Grid 1 0.135 M 4	Grid 2 0.147 M 4	Grid 3 0.142 M 4
Grid 4 0.153 M 4	Grid 5 0.169 M 4	Grid 6 0.165 M 4
Grid 7 0.137 M 4	Grid 8 0.149 M 4	Grid 9 0.144 M 4

RTS RIM Testing Services	Document Annex A to Hearing Aid Compatibility RF Emissions Test Report for the BlackBerry® Smartphone model RBW71CW		Page 76(216)
	Author Data Daoud Attayi	Dates of Test Aug 26, Sep 26-27, 2008	Report No RTS-1191-0809-30 Rev 1



0 dB = 0.169A/m

RTS RIM Testing Services	Document Annex A to Hearing Aid Compatibility RF Emissions Test Report for the BlackBerry® Smartphone model RBW71CW		Page 77(216)
	Author Data Daoud Attayi	Dates of Test Aug 26, Sep 26-27, 2008	Report No RTS-1191-0809-30 Rev 1

Date/Time: 26/09/2008 4:20:54 PM

Test Laboratory: RTS

File Name: [HAC_H_Dipole_CW835_PMF_CDMA.da4](#)

DUT: HAC-Dipole 835 MHz; Type: D835V3; Serial: Not Specified

Program Name: HAC RF H3DV6 Dipole

Communication System: CW; Frequency: 835 MHz; Duty Cycle: 1:1

Medium parameters used: $\sigma = 0$ mho/m, $\epsilon_r = 1$; density = 1 kg/m³

Phantom section: E Device Section

DASY4 Configuration:

- Probe: H3DV6 - SN6105; ; Calibrated: 09/11/2007
- Sensor-Surface: 0mm (Fix Surface) Sensor-Surface: (Fix Surface)
- Electronics: DAE3 Sn472; Calibrated: 05/03/2008
- Phantom: HAC Test Arch; Type: SD HAC P01 BA;
- Measurement SW: DASY4, V4.7 Build 71; Postprocessing SW: SEMCAD, V1.8 Build 184

H Scan - measurement distance from the probe sensor center to CD835 Dipole = 10mm/Hearing Aid Compatibility Test (5x37x1):

Measurement grid: dx=5mm, dy=5mm

Probe Modulation Factor = 1.00

Device Reference Point: 0.000, 0.000, 353.7 mm

Reference Value = 0.156 A/m; Power Drift = -0.007 dB

Maximum value of Total (measured) = 0.147 A/m

H Scan - measurement distance from the probe sensor center to

RTS RIM Testing Services	Document Annex A to Hearing Aid Compatibility RF Emissions Test Report for the BlackBerry® Smartphone model RBW71CW		Page 78(216)
	Author Data Daoud Attayi	Dates of Test Aug 26, Sep 26-27, 2008	Report No RTS-1191-0809-30 Rev 1

CD835 Dipole = 10mm/Hearing Aid Compatibility Test

(41x361x1): Measurement grid: dx=5mm, dy=5mm

Maximum value of peak Total field = 0.148 A/m

Probe Modulation Factor = 1.00

Device Reference Point: 0.000, 0.000, 353.7 mm

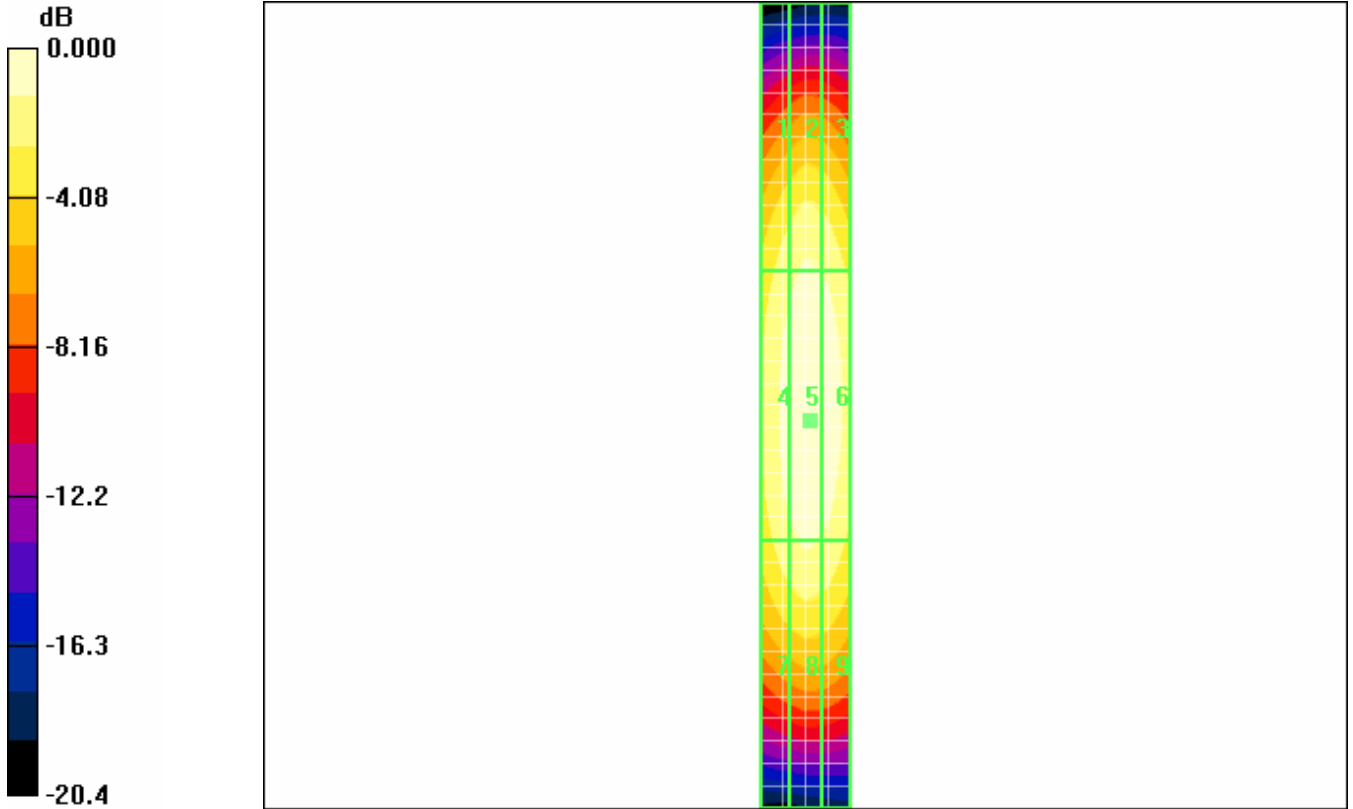
Reference Value = 0.156 A/m; Power Drift = -0.007 dB

Hearing Aid Near-Field Category: M4 (AWF 0 dB)

Peak H-field in A/m

Grid 1 0.122 M 4	Grid 2 0.130 M 4	Grid 3 0.127 M 4
Grid 4 0.136 M 4	Grid 5 0.148 M 4	Grid 6 0.144 M 4
Grid 7 0.122 M 4	Grid 8 0.130 M 4	Grid 9 0.126 M 4

RTS RIM Testing Services	Document Annex A to Hearing Aid Compatibility RF Emissions Test Report for the BlackBerry® Smartphone model RBW71CW		Page 79(216)
	Author Data Daoud Attayi	Dates of Test Aug 26, Sep 26-27, 2008	Report No RTS-1191-0809-30 Rev 1



0 dB = 0.148A/m

RTS RIM Testing Services	Document Annex A to Hearing Aid Compatibility RF Emissions Test Report for the BlackBerry® Smartphone model RBW71CW		Page 80(216)
	Author Data Daoud Attayi	Dates of Test Aug 26, Sep 26-27, 2008	Report No RTS-1191-0809-30 Rev 1

Date/Time: 26/09/2008 4:13:23 PM

Test Laboratory: RTS

File Name: [HAC_H_Dipole_AM835_PMF_CDMA.da4](#)

DUT: HAC-Dipole 835 MHz; Type: D835V3; Serial: Not Specified

Program Name: HAC RF H3DV6 Dipole

Communication System: CW; Frequency: 835 MHz; Duty Cycle: 1:1

Medium parameters used: $\sigma = 0$ mho/m, $\epsilon_r = 1$; density = 1 kg/m³

Phantom section: E Device Section

DASY4 Configuration:

- Probe: H3DV6 - SN6105; ; Calibrated: 09/11/2007
- Sensor-Surface: 0mm (Fix Surface) Sensor-Surface: (Fix Surface)
- Electronics: DAE3 Sn472; Calibrated: 05/03/2008
- Phantom: HAC Test Arch; Type: SD HAC P01 BA;
- Measurement SW: DASY4, V4.7 Build 71; Postprocessing SW: SEMCAD, V1.8 Build 184

H Scan - measurement distance from the probe sensor center to CD835 Dipole = 10mm/Hearing Aid Compatibility Test (5x37x1):

Measurement grid: dx=5mm, dy=5mm

Probe Modulation Factor = 1.00

Device Reference Point: 0.000, 0.000, 353.7 mm

Reference Value = 0.099 A/m; Power Drift = -0.045 dB

Maximum value of Total (measured) = 0.093 A/m

H Scan - measurement distance from the probe sensor center to

RTS RIM Testing Services	Document Annex A to Hearing Aid Compatibility RF Emissions Test Report for the BlackBerry® Smartphone model RBW71CW		Page 81(216)
	Author Data Daoud Attayi	Dates of Test Aug 26, Sep 26-27, 2008	Report No RTS-1191-0809-30 Rev 1

CD835 Dipole = 10mm/Hearing Aid Compatibility Test

(41x361x1): Measurement grid: dx=5mm, dy=5mm

Maximum value of peak Total field = 0.094 A/m

Probe Modulation Factor = 1.00

Device Reference Point: 0.000, 0.000, 353.7 mm

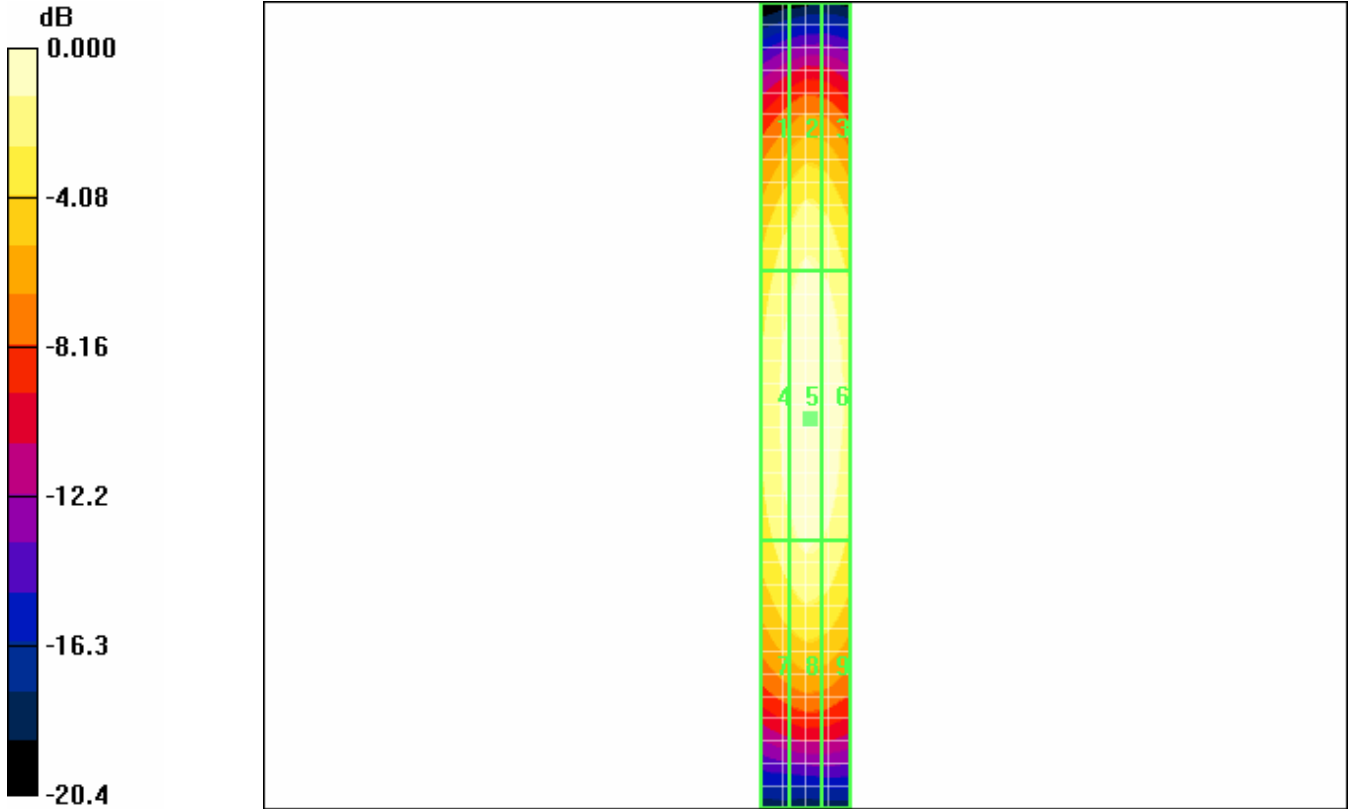
Reference Value = 0.099 A/m; Power Drift = -0.045 dB

Hearing Aid Near-Field Category: M4 (AWF 0 dB)

Peak H-field in A/m

Grid 1 0.078 M 4	Grid 2 0.083 M 4	Grid 3 0.081 M 4
Grid 4 0.086 M 4	Grid 5 0.094 M 4	Grid 6 0.092 M 4
Grid 7 0.078 M 4	Grid 8 0.083 M 4	Grid 9 0.081 M 4

RTS RIM Testing Services	Document Annex A to Hearing Aid Compatibility RF Emissions Test Report for the BlackBerry® Smartphone model RBW71CW		Page 82(216)
	Author Data Daoud Attayi	Dates of Test Aug 26, Sep 26-27, 2008	Report No RTS-1191-0809-30 Rev 1



0 dB = 0.094A/m

RTS RIM Testing Services	Document Annex A to Hearing Aid Compatibility RF Emissions Test Report for the BlackBerry® Smartphone model RBW71CW		Page 83(216)
	Author Data Daoud Attayi	Dates of Test Aug 26, Sep 26-27, 2008	Report No RTS-1191-0809-30 Rev 1

Date/Time: 26/09/2008 3:36:36 PM

Test Laboratory: RTS

File Name: [HAC_H_Dipole_CDMA835.da4](#)

DUT: HAC-Dipole 835 MHz; Type: D835V3; Serial: Not Specified

Program Name: HAC RF H3DV6 Dipole

Communication System: CDMA 800; Frequency: 835 MHz; Duty Cycle: 1:1

Medium parameters used: $\sigma = 0$ mho/m, $\epsilon_r = 1$; density = 1 kg/m³

Phantom section: E Device Section

DASY4 Configuration:

- Probe: H3DV6 - SN6105; ; Calibrated: 09/11/2007
- Sensor-Surface: 0mm (Fix Surface) Sensor-Surface: (Fix Surface)
- Electronics: DAE3 Sn472; Calibrated: 05/03/2008
- Phantom: HAC Test Arch; Type: SD HAC P01 BA;
- Measurement SW: DASY4, V4.7 Build 71; Postprocessing SW: SEMCAD, V1.8 Build 184

H Scan - measurement distance from the probe sensor center to CD835 Dipole = 10mm/Hearing Aid Compatibility Test (5x37x1):

Measurement grid: dx=5mm, dy=5mm

Probe Modulation Factor = 1.00

Device Reference Point: 0.000, 0.000, 353.7 mm

Reference Value = 0.158 A/m; Power Drift = 0.081 dB

Maximum value of Total (measured) = 0.152 A/m

H Scan - measurement distance from the probe sensor center to

RTS RIM Testing Services	Document Annex A to Hearing Aid Compatibility RF Emissions Test Report for the BlackBerry® Smartphone model RBW71CW		Page 84(216)
	Author Data Daoud Attayi	Dates of Test Aug 26, Sep 26-27, 2008	Report No RTS-1191-0809-30 Rev 1

CD835 Dipole = 10mm/Hearing Aid Compatibility Test

(41x361x1): Measurement grid: dx=5mm, dy=5mm

Maximum value of peak Total field = 0.153 A/m

Probe Modulation Factor = 1.00

Device Reference Point: 0.000, 0.000, 353.7 mm

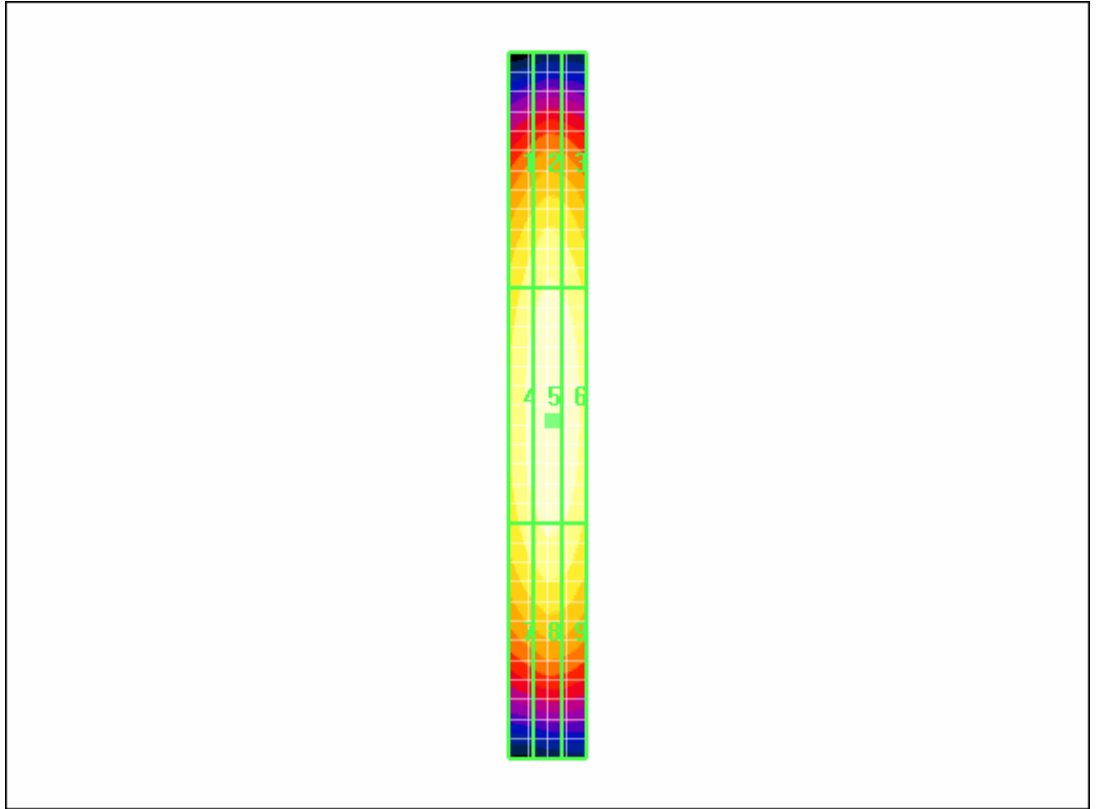
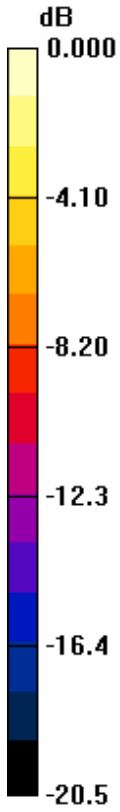
Reference Value = 0.158 A/m; Power Drift = 0.081 dB

Hearing Aid Near-Field Category: M4 (AWF 0 dB)

Peak H-field in A/m

Grid 1 0.124 M 4	Grid 2 0.134 M 4	Grid 3 0.130 M 4
Grid 4 0.140 M 4	Grid 5 0.153 M 4	Grid 6 0.150 M 4
Grid 7 0.127 M 4	Grid 8 0.136 M 4	Grid 9 0.132 M 4

RTS RIM Testing Services	Document Annex A to Hearing Aid Compatibility RF Emissions Test Report for the BlackBerry® Smartphone model RBW71CW		Page 85(216)
	Author Data Daoud Attayi	Dates of Test Aug 26, Sep 26-27, 2008	Report No RTS-1191-0809-30 Rev 1



0 dB = 0.153A/m

RTS RIM Testing Services	Document Annex A to Hearing Aid Compatibility RF Emissions Test Report for the BlackBerry® Smartphone model RBW71CW		Page 86(216)
	Author Data Daoud Attayi	Dates of Test Aug 26, Sep 26-27, 2008	Report No RTS-1191-0809-30 Rev 1

Date/Time: 26/08/2008 11:00:12 AM

Test Laboratory: RTS

File Name: [HAC_H_Dipole_CW1880_20.00dBm.da4](#)

DUT: HAC Dipole 1880 MHz; Type: CD1880V3; Serial: Not Specified

Program Name: HAC RF H3DV6 Dipole

Communication System: CW; Frequency: 1880 MHz; Duty Cycle: 1:1

Medium parameters used: $\sigma = 0$ mho/m, $\epsilon_r = 1$; density = 1 kg/m³

Phantom section: E Device Section

DASY4 Configuration:

- Probe: H3DV6 - SN6105; ; Calibrated: 09/11/2007
- Sensor-Surface: 0mm (Fix Surface) Sensor-Surface: (Fix Surface)
- Electronics: DAE3 Sn472; Calibrated: 05/03/2008
- Phantom: HAC Test Arch; Type: SD HAC P01 BA;
- Measurement SW: DASY4, V4.7 Build 71; Postprocessing SW: SEMCAD, V1.8 Build 184

H Scan - measurement distance from the probe sensor center to CD1880 Dipole = 10mm/Hearing Aid Compatibility Test

(5x19x1): Measurement grid: dx=5mm, dy=5mm

Probe Modulation Factor = 1.00

Device Reference Point: 0.000, 0.000, 353.7 mm

Reference Value = 0.447 A/m; Power Drift = -0.012 dB

Maximum value of Total (measured) = 0.423 A/m

H Scan - measurement distance from the probe sensor center to

RTS RIM Testing Services	Document Annex A to Hearing Aid Compatibility RF Emissions Test Report for the BlackBerry® Smartphone model RBW71CW		Page 87(216)
	Author Data Daoud Attayi	Dates of Test Aug 26, Sep 26-27, 2008	Report No RTS-1191-0809-30 Rev 1

CD1880 Dipole = 10mm/Hearing Aid Compatibility Test

(41x181x1): Measurement grid: dx=5mm, dy=5mm

Maximum value of peak Total field = 0.424 A/m

Probe Modulation Factor = 1.00

Device Reference Point: 0.000, 0.000, 353.7 mm

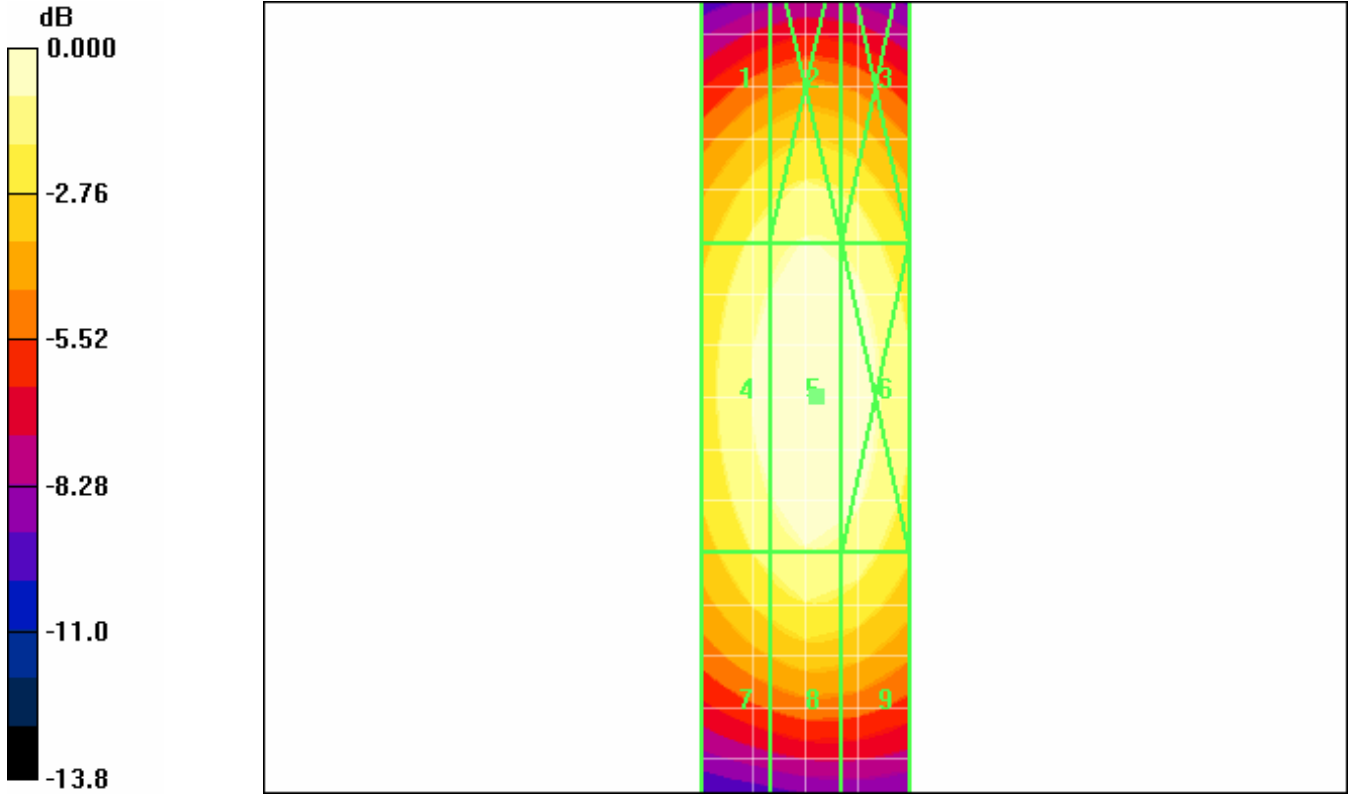
Reference Value = 0.447 A/m; Power Drift = -0.012 dB

Hearing Aid Near-Field Category: M2 (AWF 0 dB)

Peak H-field in A/m

Grid 1 0.365 M 2	Grid 2 0.386 M 2	Grid 3 0.378 M 2
Grid 4 0.399 M 2	Grid 5 0.424 M 2	Grid 6 0.415 M 2
Grid 7 0.358 M 2	Grid 8 0.379 M 2	Grid 9 0.371 M 2

RTS RIM Testing Services	Document Annex A to Hearing Aid Compatibility RF Emissions Test Report for the BlackBerry® Smartphone model RBW71CW	Page 88(216)	
	Author Data Daoud Attayi	Dates of Test Aug 26, Sep 26-27, 2008	Report No RTS-1191-0809-30 Rev 1



0 dB = 0.424A/m

RTS RIM Testing Services	Document Annex A to Hearing Aid Compatibility RF Emissions Test Report for the BlackBerry® Smartphone model RBW71CW		Page 89(216)
	Author Data Daoud Attayi	Dates of Test Aug 26, Sep 26-27, 2008	Report No RTS-1191-0809-30 Rev 1

Date/Time: 26/09/2008 5:27:46 PM

Test Laboratory: RTS

File Name: [HAC_H_Dipole_CW1880_20dBm_09_26_08.da4](#)

DUT: HAC Dipole 1880 MHz; Type: CD1880V3; Serial: Not Specified

Program Name: HAC RF H3DV6 Dipole

Communication System: CW; Frequency: 1880 MHz; Duty Cycle: 1:1

Medium parameters used: $\sigma = 0$ mho/m, $\epsilon_r = 1$; density = 1 kg/m³

Phantom section: E Device Section

DASY4 Configuration:

- Probe: H3DV6 - SN6105; ; Calibrated: 09/11/2007
- Sensor-Surface: 0mm (Fix Surface) Sensor-Surface: (Fix Surface)
- Electronics: DAE3 Sn472; Calibrated: 05/03/2008
- Phantom: HAC Test Arch; Type: SD HAC P01 BA;
- Measurement SW: DASY4, V4.7 Build 71; Postprocessing SW: SEMCAD, V1.8 Build 184

H Scan - measurement distance from the probe sensor center to CD1880 Dipole = 10mm/Hearing Aid Compatibility Test

(5x19x1): Measurement grid: dx=5mm, dy=5mm

Probe Modulation Factor = 1.00

Device Reference Point: 0.000, 0.000, 353.7 mm

Reference Value = 0.463 A/m; Power Drift = 0.004 dB

Maximum value of Total (measured) = 0.439 A/m

H Scan - measurement distance from the probe sensor center to

RTS RIM Testing Services	Document Annex A to Hearing Aid Compatibility RF Emissions Test Report for the BlackBerry® Smartphone model RBW71CW		Page 90(216)
	Author Data Daoud Attayi	Dates of Test Aug 26, Sep 26-27, 2008	Report No RTS-1191-0809-30 Rev 1

CD1880 Dipole = 10mm/Hearing Aid Compatibility Test

(41x181x1): Measurement grid: dx=5mm, dy=5mm

Maximum value of peak Total field = 0.442 A/m

Probe Modulation Factor = 1.00

Device Reference Point: 0.000, 0.000, 353.7 mm

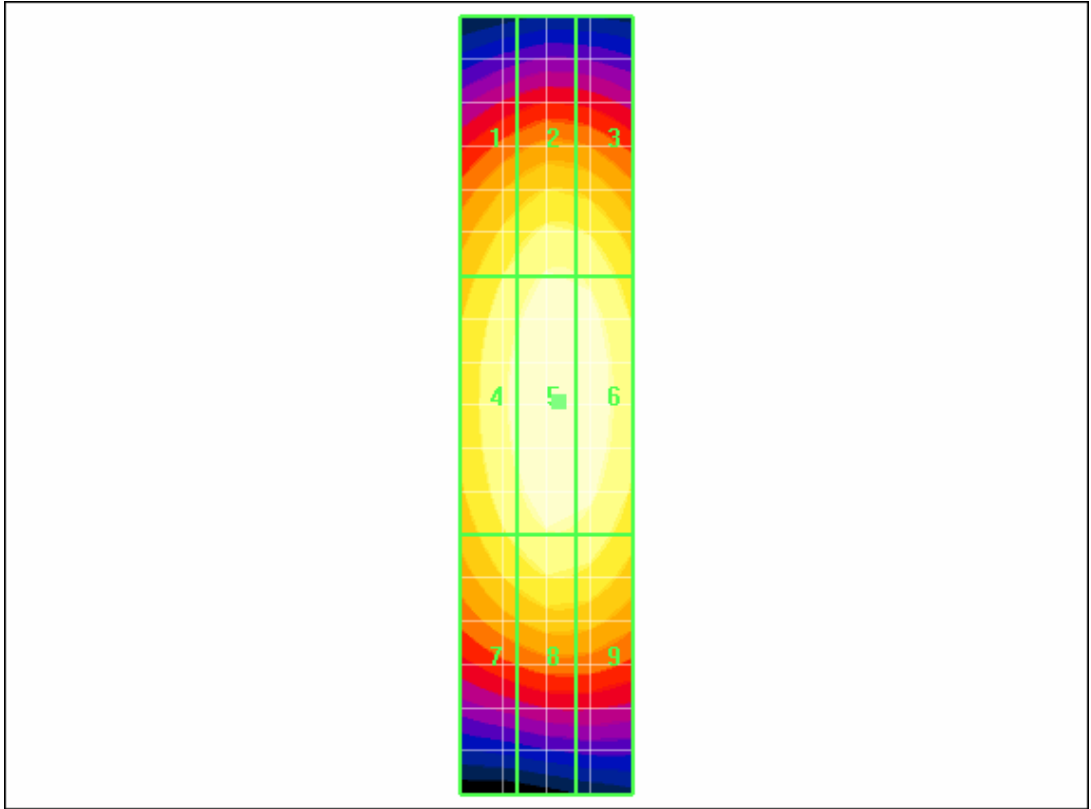
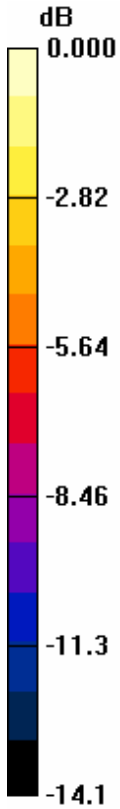
Reference Value = 0.463 A/m; Power Drift = 0.004 dB

Hearing Aid Near-Field Category: M2 (AWF 0 dB)

Peak H-field in A/m

Grid 1 0.373 M 2	Grid 2 0.404 M 2	Grid 3 0.399 M 2
Grid 4 0.408 M 2	Grid 5 0.442 M 2	Grid 6 0.436 M 2
Grid 7 0.367 M 2	Grid 8 0.394 M 2	Grid 9 0.388 M 2

RTS RIM Testing Services	Document Annex A to Hearing Aid Compatibility RF Emissions Test Report for the BlackBerry® Smartphone model RBW71CW		Page 91(216)
	Author Data Daoud Attayi	Dates of Test Aug 26, Sep 26-27, 2008	Report No RTS-1191-0809-30 Rev 1



0 dB = 0.442A/m

RTS RIM Testing Services	Document Annex A to Hearing Aid Compatibility RF Emissions Test Report for the BlackBerry® Smartphone model RBW71CW		Page 92(216)
	Author Data Daoud Attayi	Dates of Test Aug 26, Sep 26-27, 2008	Report No RTS-1191-0809-30 Rev 1

Date/Time: 26/09/2008 5:05:10 PM

Test Laboratory: RTS

File Name: [HAC_H_Dipole_CW1880_PMF_GSM.da4](#)

DUT: HAC Dipole 1880 MHz; Type: CD1880V3; Serial: Not Specified

Program Name: HAC RF H3DV6 Dipole

Communication System: CW; Frequency: 1880 MHz; Duty Cycle: 1:1

Medium parameters used: $\sigma = 0$ mho/m, $\epsilon_r = 1$; density = 1 kg/m³

Phantom section: E Device Section

DASY4 Configuration:

- Probe: H3DV6 - SN6105; ; Calibrated: 09/11/2007
- Sensor-Surface: 0mm (Fix Surface) Sensor-Surface: (Fix Surface)
- Electronics: DAE3 Sn472; Calibrated: 05/03/2008
- Phantom: HAC Test Arch; Type: SD HAC P01 BA;
- Measurement SW: DASY4, V4.7 Build 71; Postprocessing SW: SEMCAD, V1.8 Build 184

H Scan - measurement distance from the probe sensor center to CD1880 Dipole = 10mm/Hearing Aid Compatibility Test

(5x19x1): Measurement grid: dx=5mm, dy=5mm

Probe Modulation Factor = 1.00

Device Reference Point: 0.000, 0.000, 353.7 mm

Reference Value = 0.336 A/m; Power Drift = -0.004 dB

Maximum value of Total (measured) = 0.319 A/m

H Scan - measurement distance from the probe sensor center to

RTS RIM Testing Services	Document Annex A to Hearing Aid Compatibility RF Emissions Test Report for the BlackBerry® Smartphone model RBW71CW		Page 93(216)
	Author Data Daoud Attayi	Dates of Test Aug 26, Sep 26-27, 2008	Report No RTS-1191-0809-30 Rev 1

CD1880 Dipole = 10mm/Hearing Aid Compatibility Test

(41x181x1): Measurement grid: dx=5mm, dy=5mm

Maximum value of peak Total field = 0.321 A/m

Probe Modulation Factor = 1.00

Device Reference Point: 0.000, 0.000, 353.7 mm

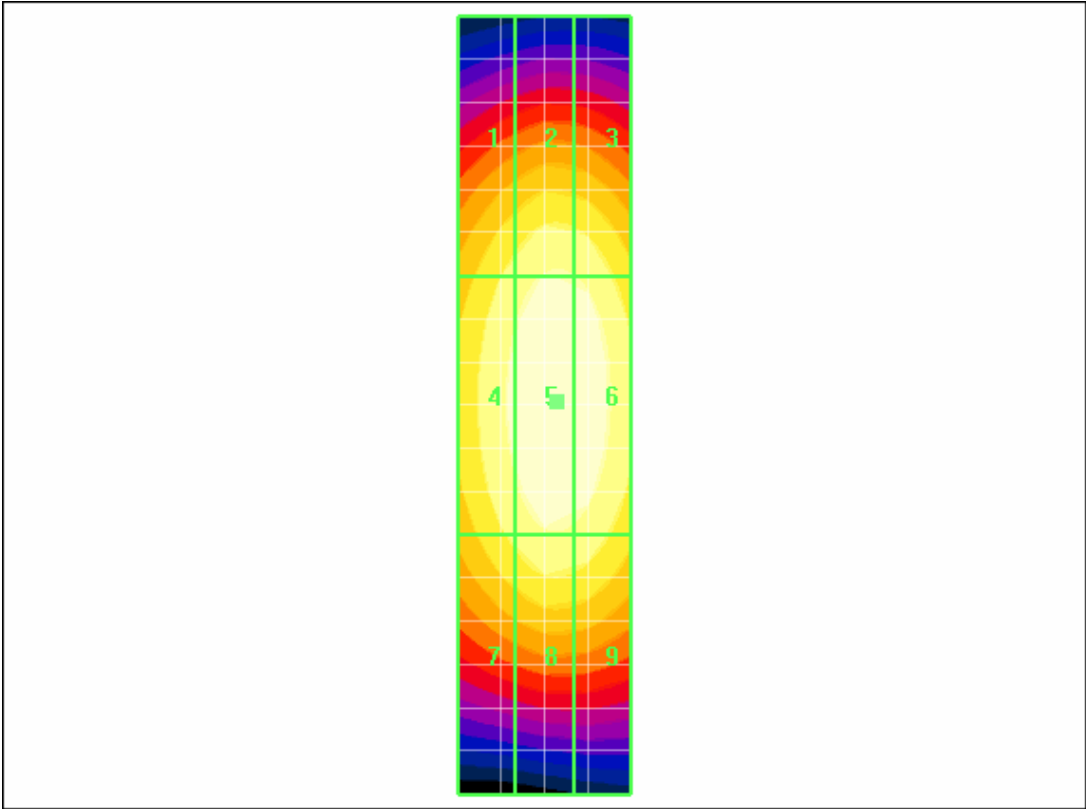
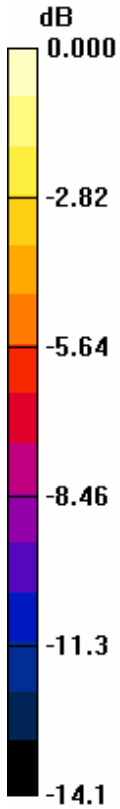
Reference Value = 0.336 A/m; Power Drift = -0.004 dB

Hearing Aid Near-Field Category: M3 (AWF 0 dB)

Peak H-field in A/m

Grid 1 0.270 M 3	Grid 2 0.292 M 3	Grid 3 0.289 M 3
Grid 4 0.296 M 3	Grid 5 0.321 M 3	Grid 6 0.316 M 3
Grid 7 0.266 M 3	Grid 8 0.286 M 3	Grid 9 0.282 M 3

RTS RIM Testing Services	Document Annex A to Hearing Aid Compatibility RF Emissions Test Report for the BlackBerry® Smartphone model RBW71CW		Page 94(216)
	Author Data Daoud Attayi	Dates of Test Aug 26, Sep 26-27, 2008	Report No RTS-1191-0809-30 Rev 1



0 dB = 0.321A/m

RTS RIM Testing Services	Document Annex A to Hearing Aid Compatibility RF Emissions Test Report for the BlackBerry® Smartphone model RBW71CW		Page 95(216)
	Author Data Daoud Attayi	Dates of Test Aug 26, Sep 26-27, 2008	Report No RTS-1191-0809-30 Rev 1

Date/Time: 26/09/2008 5:09:43 PM

Test Laboratory: RTS

File Name: [HAC_H_Dipole_AM1880_PMF_GSM.da4](#)

DUT: HAC Dipole 1880 MHz; Type: CD1880V3; Serial: Not Specified

Program Name: HAC RF H3DV6 Dipole

Communication System: CW; Frequency: 1880 MHz; Duty Cycle: 1:1

Medium parameters used: $s = 0$ mho/m, $\epsilon_r = 1$; density = 1 kg/m³

Phantom section: E Device Section

DASY4 Configuration:

- Probe: H3DV6 - SN6105; ; Calibrated: 09/11/2007
- Sensor-Surface: 0mm (Fix Surface) Sensor-Surface: (Fix Surface)
- Electronics: DAE3 Sn472; Calibrated: 05/03/2008
- Phantom: HAC Test Arch; Type: SD HAC P01 BA;
- Measurement SW: DASY4, V4.7 Build 71; Postprocessing SW: SEMCAD, V1.8 Build 184

H Scan - measurement distance from the probe sensor center to CD1880 Dipole = 10mm/Hearing Aid Compatibility Test

(5x19x1): Measurement grid: dx=5mm, dy=5mm

Probe Modulation Factor = 1.00

Device Reference Point: 0.000, 0.000, 353.7 mm

Reference Value = 0.216 A/m; Power Drift = 0.018 dB

Maximum value of Total (measured) = 0.204 A/m

H Scan - measurement distance from the probe sensor center to

RTS RIM Testing Services	Document Annex A to Hearing Aid Compatibility RF Emissions Test Report for the BlackBerry® Smartphone model RBW71CW		Page 96(216)
	Author Data Daoud Attayi	Dates of Test Aug 26, Sep 26-27, 2008	Report No RTS-1191-0809-30 Rev 1

CD1880 Dipole = 10mm/Hearing Aid Compatibility Test

(41x181x1): Measurement grid: dx=5mm, dy=5mm

Maximum value of peak Total field = 0.205 A/m

Probe Modulation Factor = 1.00

Device Reference Point: 0.000, 0.000, 353.7 mm

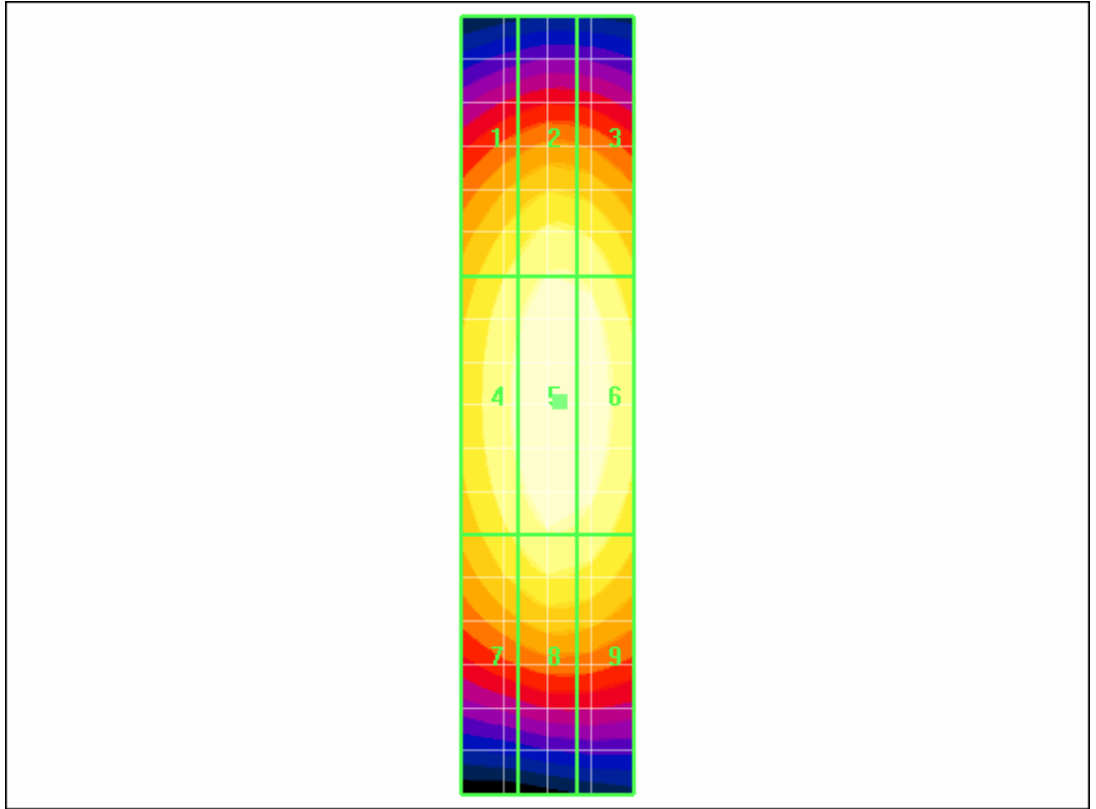
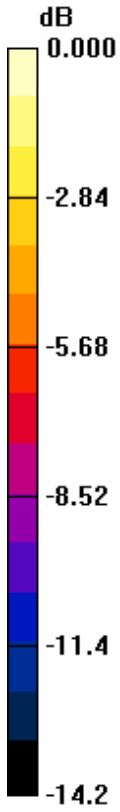
Reference Value = 0.216 A/m; Power Drift = 0.018 dB

Hearing Aid Near-Field Category: M3 (AWF 0 dB)

Peak H-field in A/m

Grid 1 0.172 M 4	Grid 2 0.186 M 4	Grid 3 0.184 M 4
Grid 4 0.188 M 4	Grid 5 0.205 M 3	Grid 6 0.202 M 3
Grid 7 0.169 M 4	Grid 8 0.183 M 4	Grid 9 0.180 M 4

RTS RIM Testing Services	Document	Page	
	Annex A to Hearing Aid Compatibility RF Emissions Test Report for the BlackBerry® Smartphone model RBW71CW	97(216)	
Author Data	Dates of Test	Report No	FCC ID
Daoud Attayi	Aug 26, Sep 26-27, 2008	RTS-1191-0809-30 Rev 1	L6ARBW70CW



0 dB = 0.205A/m

RTS RIM Testing Services	Document Annex A to Hearing Aid Compatibility RF Emissions Test Report for the BlackBerry® Smartphone model RBW71CW		Page 98(216)
	Author Data Daoud Attayi	Dates of Test Aug 26, Sep 26-27, 2008	Report No RTS-1191-0809-30 Rev 1

Date/Time: 26/09/2008 4:39:54 PM

Test Laboratory: RTS

File Name: [HAC_H_Dipole_GSM1880.da4](#)

DUT: HAC Dipole 1880 MHz; Type: CD1880V3; Serial: Not Specified

Program Name: HAC RF H3DV6 Dipole

Communication System: GSM 1900; Frequency: 1880 MHz; Duty Cycle: 1:8.3

Medium parameters used: $\sigma = 0$ mho/m, $\epsilon_r = 1$; density = 1 kg/m³

Phantom section: E Device Section

DASY4 Configuration:

- Probe: H3DV6 - SN6105; ; Calibrated: 09/11/2007
- Sensor-Surface: 0mm (Fix Surface) Sensor-Surface: (Fix Surface)
- Electronics: DAE3 Sn472; Calibrated: 05/03/2008
- Phantom: HAC Test Arch; Type: SD HAC P01 BA;
- Measurement SW: DASY4, V4.7 Build 71; Postprocessing SW: SEMCAD, V1.8 Build 184

H Scan - measurement distance from the probe sensor center to CD835 Dipole = 10mm/Hearing Aid Compatibility Test (5x37x1):

Measurement grid: dx=5mm, dy=5mm

Probe Modulation Factor = 1.00

Device Reference Point: 0.000, 0.000, 353.7 mm

Reference Value = 0.135 A/m; Power Drift = -0.063 dB

Maximum value of Total (measured) = 0.127 A/m

H Scan - measurement distance from the probe sensor center to

RTS RIM Testing Services	Document Annex A to Hearing Aid Compatibility RF Emissions Test Report for the BlackBerry® Smartphone model RBW71CW		Page 99(216)
	Author Data Daoud Attayi	Dates of Test Aug 26, Sep 26-27, 2008	Report No RTS-1191-0809-30 Rev 1

CD835 Dipole = 10mm/Hearing Aid Compatibility Test

(41x361x1): Measurement grid: dx=5mm, dy=5mm

Maximum value of peak Total field = 0.127 A/m

Probe Modulation Factor = 1.00

Device Reference Point: 0.000, 0.000, 353.7 mm

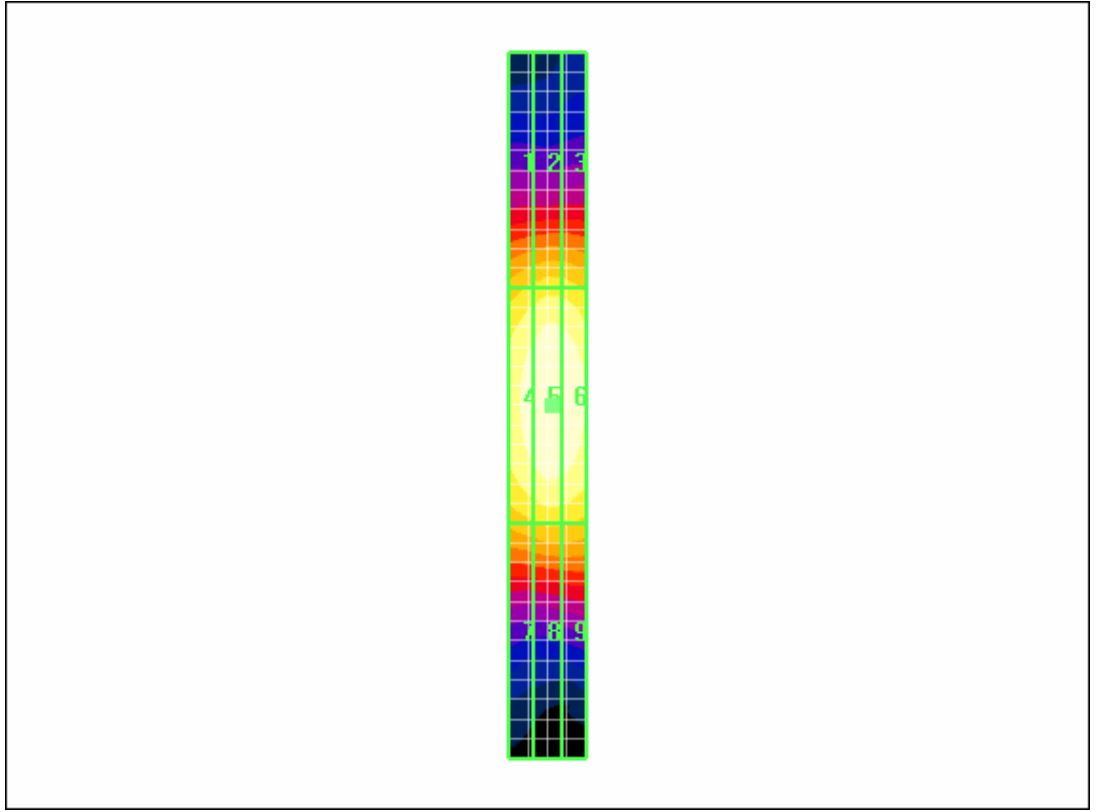
Reference Value = 0.135 A/m; Power Drift = -0.063 dB

Hearing Aid Near-Field Category: M4 (AWF -5 dB)

Peak H-field in A/m

Grid 1 0.067 M 4	Grid 2 0.073 M 4	Grid 3 0.071 M 4
Grid 4 0.115 M 4	Grid 5 0.127 M 4	Grid 6 0.124 M 4
Grid 7 0.061 M 4	Grid 8 0.066 M 4	Grid 9 0.065 M 4

RTS RIM Testing Services	Document Annex A to Hearing Aid Compatibility RF Emissions Test Report for the BlackBerry® Smartphone model RBW71CW		Page 100(216)
	Author Data Daoud Attayi	Dates of Test Aug 26, Sep 26-27, 2008	Report No RTS-1191-0809-30 Rev 1



0 dB = 0.127A/m

RTS RIM Testing Services	Document Annex A to Hearing Aid Compatibility RF Emissions Test Report for the BlackBerry® Smartphone model RBW71CW		Page 101(216)
	Author Data Daoud Attayi	Dates of Test Aug 26, Sep 26-27, 2008	Report No RTS-1191-0809-30 Rev 1

Date/Time: 26/09/2008 5:18:21 PM

Test Laboratory: RTS

File Name: [HAC_H_Dipole_CW1880_PMF_CDMA.da4](#)

DUT: HAC Dipole 1880 MHz; Type: CD1880V3; Serial: Not Specified

Program Name: HAC RF H3DV6 Dipole

Communication System: CW; Frequency: 1880 MHz; Duty Cycle: 1:1

Medium parameters used: $\sigma = 0$ mho/m, $\epsilon_r = 1$; density = 1 kg/m³

Phantom section: E Device Section

DASY4 Configuration:

- Probe: H3DV6 - SN6105; ; Calibrated: 09/11/2007
- Sensor-Surface: 0mm (Fix Surface) Sensor-Surface: (Fix Surface)
- Electronics: DAE3 Sn472; Calibrated: 05/03/2008
- Phantom: HAC Test Arch; Type: SD HAC P01 BA;
- Measurement SW: DASY4, V4.7 Build 71; Postprocessing SW: SEMCAD, V1.8 Build 184

H Scan - measurement distance from the probe sensor center to CD1880 Dipole = 10mm/Hearing Aid Compatibility Test

(5x19x1): Measurement grid: dx=5mm, dy=5mm

Probe Modulation Factor = 1.00

Device Reference Point: 0.000, 0.000, 353.7 mm

Reference Value = 0.160 A/m; Power Drift = -0.001 dB

Maximum value of Total (measured) = 0.151 A/m

H Scan - measurement distance from the probe sensor center to

RTS RIM Testing Services	Document Annex A to Hearing Aid Compatibility RF Emissions Test Report for the BlackBerry® Smartphone model RBW71CW		Page 102(216)
	Author Data Daoud Attayi	Dates of Test Aug 26, Sep 26-27, 2008	Report No RTS-1191-0809-30 Rev 1

CD1880 Dipole = 10mm/Hearing Aid Compatibility Test

(41x181x1): Measurement grid: dx=5mm, dy=5mm

Maximum value of peak Total field = 0.152 A/m

Probe Modulation Factor = 1.00

Device Reference Point: 0.000, 0.000, 353.7 mm

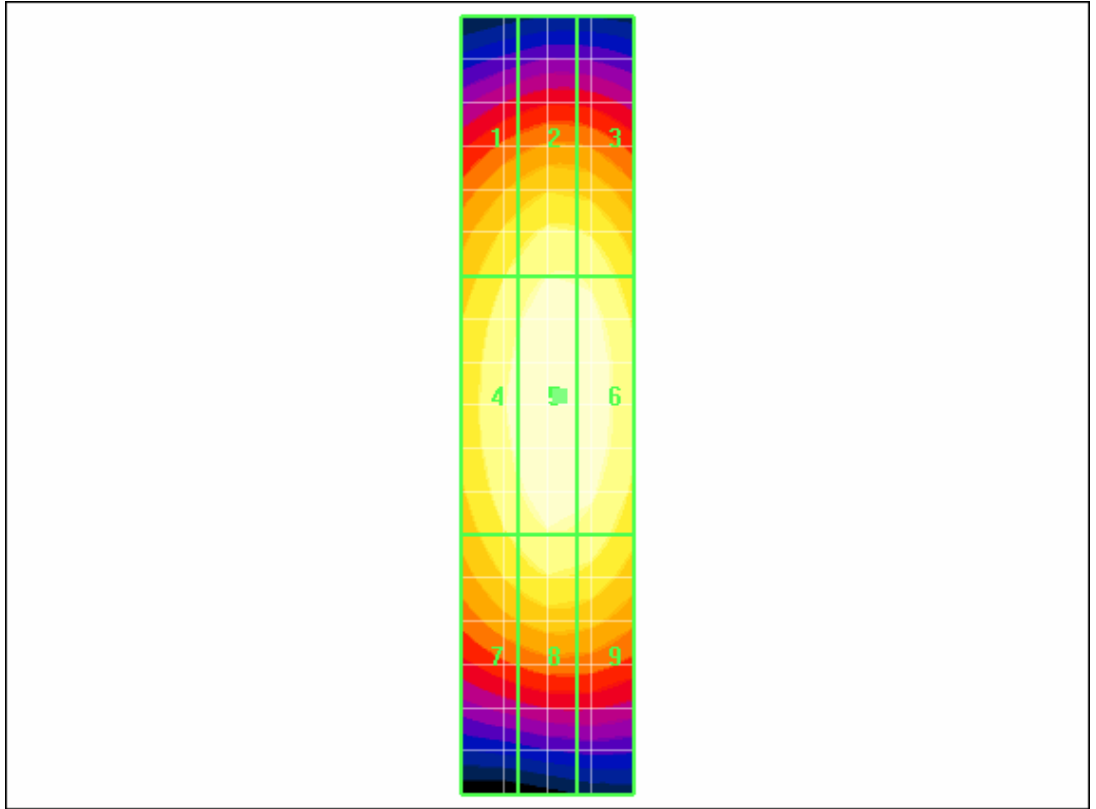
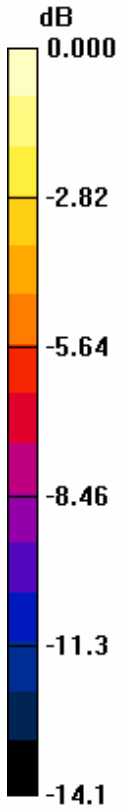
Reference Value = 0.160 A/m; Power Drift = -0.001 dB

Hearing Aid Near-Field Category: M4 (AWF 0 dB)

Peak H-field in A/m

Grid 1 0.128 M 4	Grid 2 0.138 M 4	Grid 3 0.137 M 4
Grid 4 0.141 M 4	Grid 5 0.152 M 4	Grid 6 0.150 M 4
Grid 7 0.126 M 4	Grid 8 0.136 M 4	Grid 9 0.133 M 4

RTS RIM Testing Services	Document Annex A to Hearing Aid Compatibility RF Emissions Test Report for the BlackBerry® Smartphone model RBW71CW		Page 103(216)
	Author Data Daoud Attayi	Dates of Test Aug 26, Sep 26-27, 2008	Report No RTS-1191-0809-30 Rev 1



0 dB = 0.152A/m

RTS RIM Testing Services	Document Annex A to Hearing Aid Compatibility RF Emissions Test Report for the BlackBerry® Smartphone model RBW71CW		Page 104(216)
	Author Data Daoud Attayi	Dates of Test Aug 26, Sep 26-27, 2008	Report No RTS-1191-0809-30 Rev 1

Date/Time: 26/09/2008 5:13:58 PM

Test Laboratory: RTS

File Name: [HAC_H_Dipole_AM1880_PMF_CDMA.da4](#)

DUT: HAC Dipole 1880 MHz; Type: CD1880V3; Serial: Not Specified

Program Name: HAC RF H3DV6 Dipole

Communication System: CW; Frequency: 1880 MHz; Duty Cycle: 1:1

Medium parameters used: $\sigma = 0$ mho/m, $\epsilon_r = 1$; density = 1 kg/m³

Phantom section: E Device Section

DASY4 Configuration:

- Probe: H3DV6 - SN6105; ; Calibrated: 09/11/2007
- Sensor-Surface: 0mm (Fix Surface) Sensor-Surface: (Fix Surface)
- Electronics: DAE3 Sn472; Calibrated: 05/03/2008
- Phantom: HAC Test Arch; Type: SD HAC P01 BA;
- Measurement SW: DASY4, V4.7 Build 71; Postprocessing SW: SEMCAD, V1.8 Build 184

H Scan - measurement distance from the probe sensor center to CD1880 Dipole = 10mm/Hearing Aid Compatibility Test

(5x19x1): Measurement grid: dx=5mm, dy=5mm

Probe Modulation Factor = 1.00

Device Reference Point: 0.000, 0.000, 353.7 mm

Reference Value = 0.088 A/m; Power Drift = 0.056 dB

Maximum value of Total (measured) = 0.084 A/m

H Scan - measurement distance from the probe sensor center to

RTS RIM Testing Services	Document Annex A to Hearing Aid Compatibility RF Emissions Test Report for the BlackBerry® Smartphone model RBW71CW		Page 105(216)
	Author Data Daoud Attayi	Dates of Test Aug 26, Sep 26-27, 2008	Report No RTS-1191-0809-30 Rev 1

CD1880 Dipole = 10mm/Hearing Aid Compatibility Test

(41x181x1): Measurement grid: dx=5mm, dy=5mm

Maximum value of peak Total field = 0.085 A/m

Probe Modulation Factor = 1.00

Device Reference Point: 0.000, 0.000, 353.7 mm

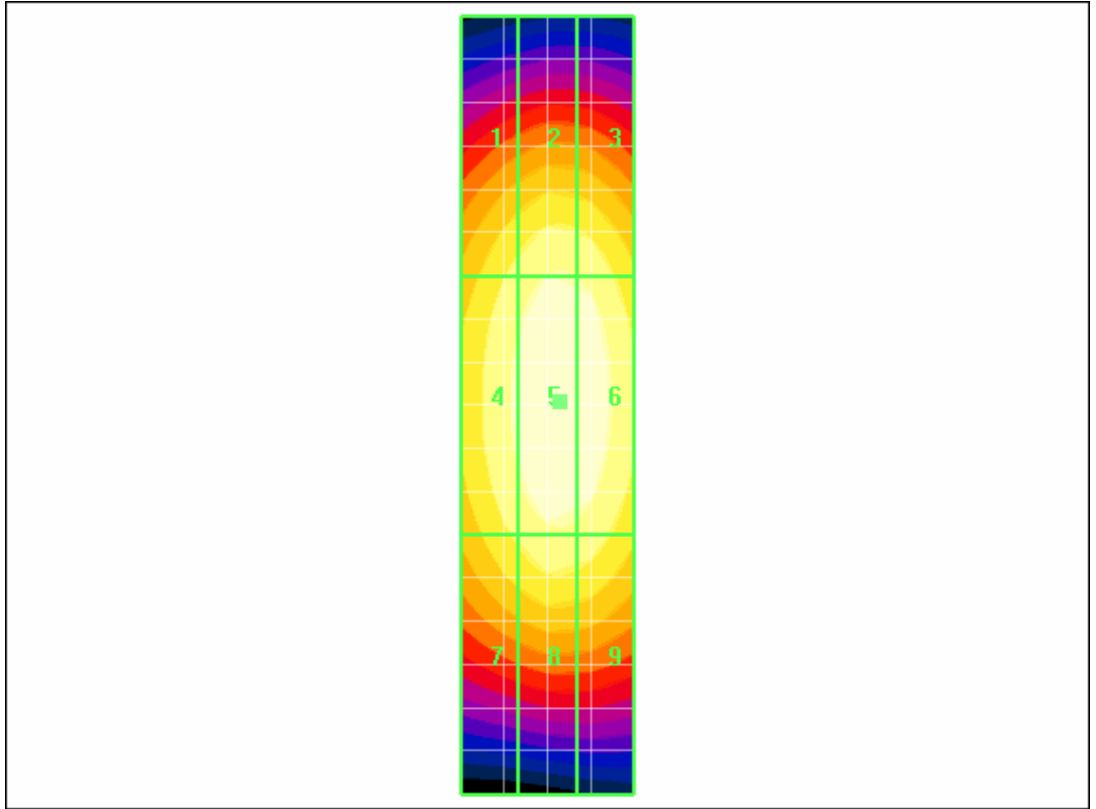
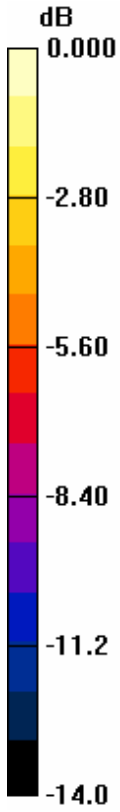
Reference Value = 0.088 A/m; Power Drift = 0.056 dB

Hearing Aid Near-Field Category: M4 (AWF 0 dB)

Peak H-field in A/m

Grid 1 0.071 M 4	Grid 2 0.077 M 4	Grid 3 0.076 M 4
Grid 4 0.078 M 4	Grid 5 0.085 M 4	Grid 6 0.083 M 4
Grid 7 0.070 M 4	Grid 8 0.075 M 4	Grid 9 0.074 M 4

RTS RIM Testing Services	Document Annex A to Hearing Aid Compatibility RF Emissions Test Report for the BlackBerry® Smartphone model RBW71CW	Page 106(216)	
	Author Data Daoud Attayi	Dates of Test Aug 26, Sep 26-27, 2008	Report No RTS-1191-0809-30 Rev 1



0 dB = 0.085A/m

RTS RIM Testing Services	Document Annex A to Hearing Aid Compatibility RF Emissions Test Report for the BlackBerry® Smartphone model RBW71CW		Page 107(216)
	Author Data Daoud Attayi	Dates of Test Aug 26, Sep 26-27, 2008	Report No RTS-1191-0809-30 Rev 1

Date/Time: 26/09/2008 4:49:44 PM

Test Laboratory: RTS

File Name: [HAC_H_Dipole_CDMA1880.da4](#)

DUT: HAC Dipole 1880 MHz; Type: CD1880V3; Serial: Not Specified

Program Name: HAC RF H3DV6 Dipole

Communication System: CDMA 1900; Frequency: 1880 MHz; Duty Cycle: 1:1

Medium parameters used: $\sigma = 0$ mho/m, $\epsilon_r = 1$; density = 1 kg/m³

Phantom section: E Device Section

DASY4 Configuration:

- Probe: H3DV6 - SN6105; ; Calibrated: 09/11/2007
- Sensor-Surface: 0mm (Fix Surface) Sensor-Surface: (Fix Surface)
- Electronics: DAE3 Sn472; Calibrated: 05/03/2008
- Phantom: HAC Test Arch; Type: SD HAC P01 BA;
- Measurement SW: DASY4, V4.7 Build 71; Postprocessing SW: SEMCAD, V1.8 Build 184

H Scan - measurement distance from the probe sensor center to CD835 Dipole = 10mm/Hearing Aid Compatibility Test (5x37x1):

Measurement grid: dx=5mm, dy=5mm

Probe Modulation Factor = 1.00

Device Reference Point: 0.000, 0.000, 353.7 mm

Reference Value = 0.161 A/m; Power Drift = -0.141 dB

Maximum value of Total (measured) = 0.151 A/m

H Scan - measurement distance from the probe sensor center to

RTS RIM Testing Services	Document Annex A to Hearing Aid Compatibility RF Emissions Test Report for the BlackBerry® Smartphone model RBW71CW		Page 108(216)
	Author Data Daoud Attayi	Dates of Test Aug 26, Sep 26-27, 2008	Report No RTS-1191-0809-30 Rev 1

CD835 Dipole = 10mm/Hearing Aid Compatibility Test

(41x361x1): Measurement grid: dx=5mm, dy=5mm

Maximum value of peak Total field = 0.152 A/m

Probe Modulation Factor = 1.00

Device Reference Point: 0.000, 0.000, 353.7 mm

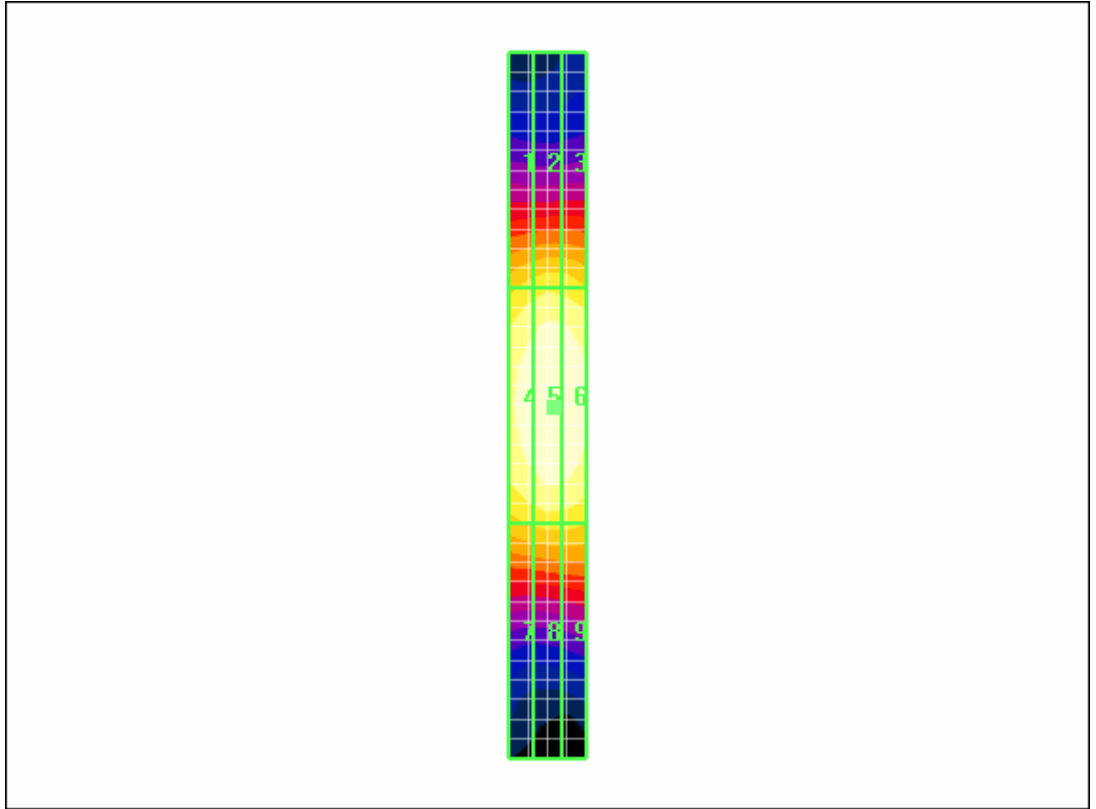
Reference Value = 0.161 A/m; Power Drift = -0.141 dB

Hearing Aid Near-Field Category: M4 (AWF 0 dB)

Peak H-field in A/m

Grid 1 0.087 M 4	Grid 2 0.092 M 4	Grid 3 0.090 M 4
Grid 4 0.140 M 4	Grid 5 0.152 M 4	Grid 6 0.150 M 4
Grid 7 0.079 M 4	Grid 8 0.084 M 4	Grid 9 0.084 M 4

RTS RIM Testing Services	Document Annex A to Hearing Aid Compatibility RF Emissions Test Report for the BlackBerry® Smartphone model RBW71CW		Page 109(216)
	Author Data Daoud Attayi	Dates of Test Aug 26, Sep 26-27, 2008	Report No RTS-1191-0809-30 Rev 1

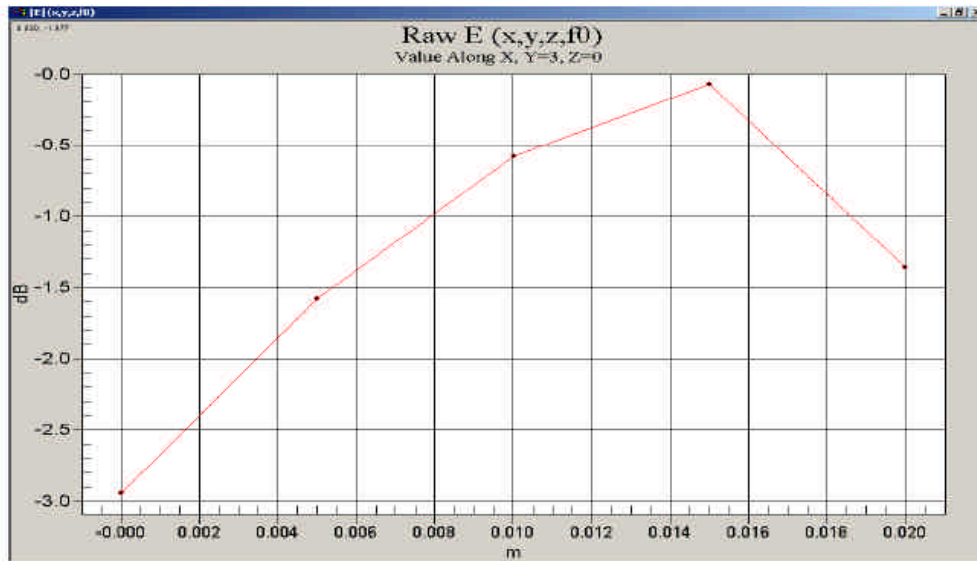


0 dB = 0.152A/m

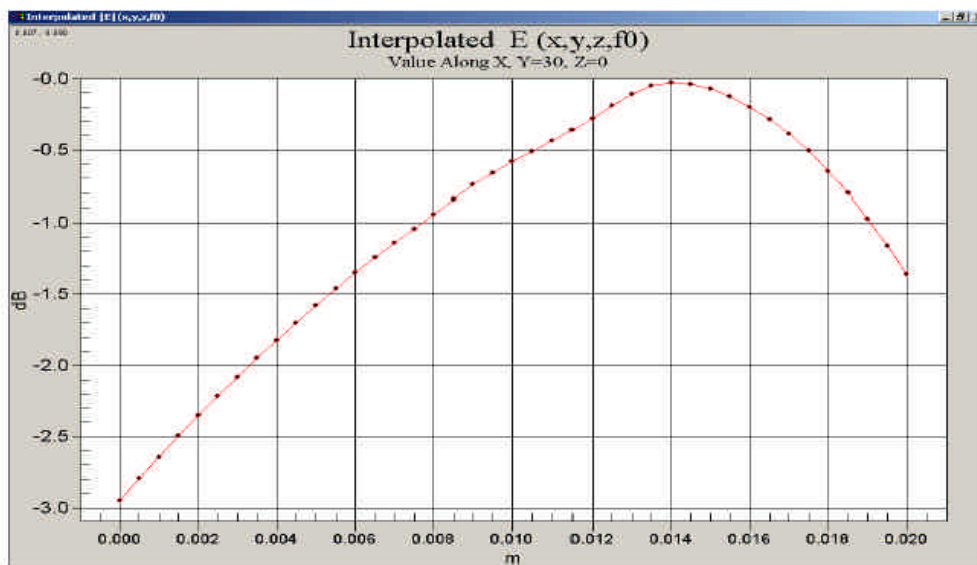
RTS RIM Testing Services	Document Annex A to Hearing Aid Compatibility RF Emissions Test Report for the BlackBerry® Smartphone model RBW71CW		Page 110(216)
	Author Data Daoud Attayi	Dates of Test Aug 26, Sep 26-27, 2008	Report No RTS-1191-0809-30 Rev 1

Justification of Step Size and Interpolation

This section demonstrates that a 5mm step size with interpolation provides sufficient resolution for RF emissions measurements. The DASY 4 uses interpolation algorithms to derive 9 interpolated points between every measured point.

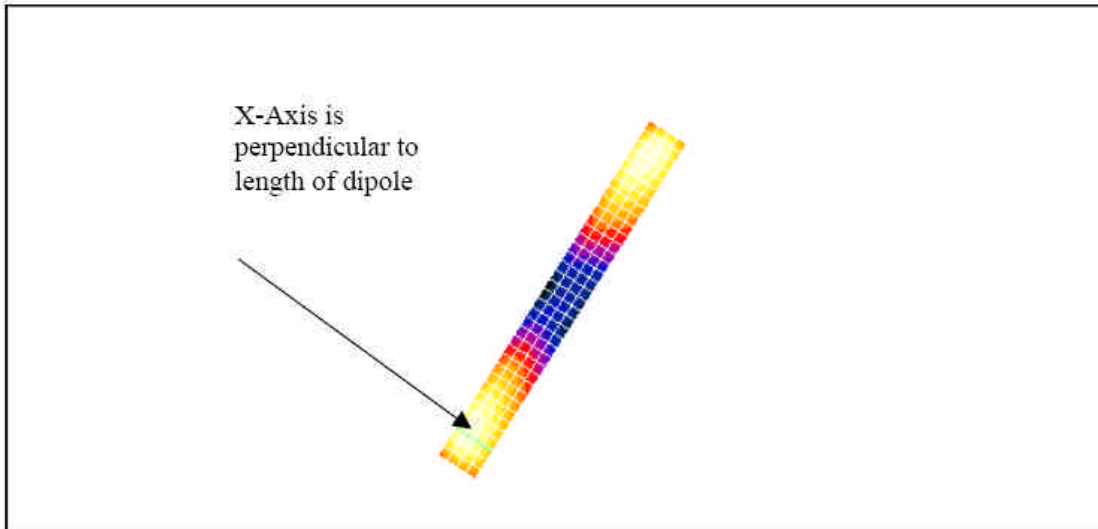


The figure above shows the raw measured field strength perpendicular to the length of the validation dipole. The TCB guidance slides require the 3dB width to be much larger than the step size. The width between -3dB points is > 21mm, at least 4 times the step size.



This figure shows the interpolated field strength perpendicular to the dipole. The interpolated points follow the raw points with no inconsistencies.

RTS RIM Testing Services	Document Annex A to Hearing Aid Compatibility RF Emissions Test Report for the BlackBerry® Smartphone model RBW71CW		Page 111(216)
	Author Data Daoud Attayi	Dates of Test Aug 26, Sep 26-27, 2008	Report No RTS-1191-0809-30 Rev 1



The green line in this figure shows the axis along which the points lie.

Comparison of 5mm and 2mm step sizes

An additional set of measurements was taken: dipole validations were performed using 5mm and 2mm step sizes. The delta between the two readings is insignificant for both field types (< 0.4% for E and 0% for H), demonstrating that 5mm is sufficient. The plots follow.

RTS RIM Testing Services	Document Annex A to Hearing Aid Compatibility RF Emissions Test Report for the BlackBerry® Smartphone model RBW71CW		Page 112(216)
	Author Data Daoud Attayi	Dates of Test Aug 26, Sep 26-27, 2008	Report No RTS-1191-0809-30 Rev 1
		FCC ID L6ARBW70CW	

Date/Time: 14/07/2005 11:35:24 AM

Page 1 of 2

Date/Time: 14/07/2005 11:35:24 AM

Lab: RIM Testing Services (RTS)

Dipole Validation 1880 MHz_E-Field 07_14_05

DUT: HAC Dipole 1880 MHz; Type: CD1880V3

Communication System: CW; Frequency: 1880 MHz; Duty Cycle: 1:1
 Medium: Air Medium parameters used: $\sigma = 0$ mho/m, $\epsilon_r = 1$; $\rho = 1000$ kg/m³
 Phantom section: H Device Section

DASY4 Configuration:

- Probe: ER3DV6 - SN2285; ConvF(1, 1, 1); Calibrated: 10/12/2004
- Sensor-Surface: 0mm (Fix Surface) Sensor-Surface: (Fix Surface)
- Electronics: DAE3 Sn472; Calibrated: 03/01/2005
- Phantom: HAC Test Arch; Type: SD HAC P01 BA;
- Measurement SW: DASY4, V4.5 Build 19; Postprocessing SW: SEMCAD, V1.8 Build 146

E Scan 10mm above CD 1880 MHz/Hearing Aid Compatibility Test (5x19x1):

Measurement grid: dx=5mm, dy=5mm
 Maximum value of Total (measured) = 134.8 V/m

E Scan 10mm above CD 1880 MHz/Hearing Aid Compatibility Test (41x181x1):

Measurement grid: dx=5mm, dy=5mm
 Maximum value of Total field (slot averaged) = 131.0 V/m

Hearing Aid Near-Field Category: M2 (AWF 0 dB)

E in V/m (Time averaged) E in V/m (Slot averaged)

Grid 1	Grid 2	Grid 3	Grid 1	Grid 2	Grid 3
123.2	138.1	138.4	123.2	138.1	138.4
Grid 4	Grid 5	Grid 6	Grid 4	Grid 5	Grid 6
80.9	92.3	92.2	80.9	92.3	92.2
Grid 7	Grid 8	Grid 9	Grid 7	Grid 8	Grid 9
119.8	131.0	130.7	119.8	131.0	130.7

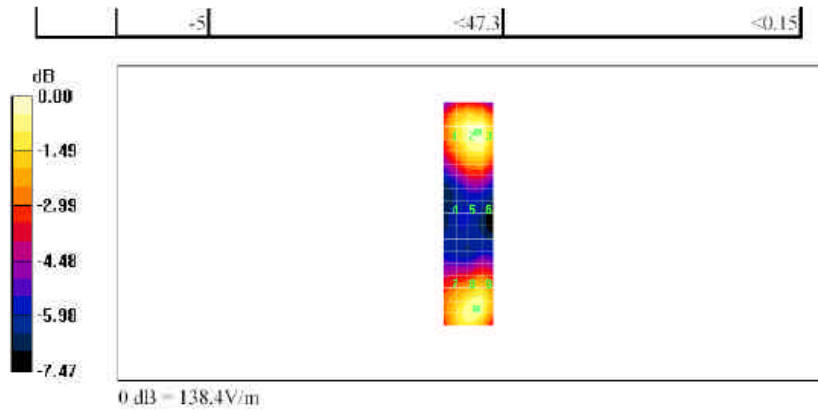
Category	AWF (dB)	Limits for E-Field Emissions (V/m)	Limits for H-Field Emissions (A/m)
M1	0	199.5 - 354.8	0.6 - 1.07
	-5	149.6 - 266.1	0.45 - 0.8
M2	0	112.2 - 199.5	0.34 - 0.6
	-5	84.1 - 149.6	0.25 - 0.45
M3	0	63.1 - 112.2	0.19 - 0.34
	-5	47.3 - 84.1	0.15 - 0.25
M4	0	<63.1	<0.19

file://C:\Program%20Files\DASY4\Print_Templates\Dipole%20Validation%201880%20... 14/07/2005

RTS RIM Testing Services	Document Annex A to Hearing Aid Compatibility RF Emissions Test Report for the BlackBerry® Smartphone model RBW71CW		Page 113(216)
	Author Data Daoud Attayi	Dates of Test Aug 26, Sep 26-27, 2008	Report No RTS-1191-0809-30 Rev 1

Date/Time: 14/07/2005 11:35:24 AM

Page 2 of 2



file://C:\Program%20Files\DASY4\Print_Templates\Dipole%20Validation%201880%20... 14/07/2005

RTS RIM Testing Services	Document Annex A to Hearing Aid Compatibility RF Emissions Test Report for the BlackBerry® Smartphone model RBW71CW		Page 114(216)
	Author Data Daoud Attayi	Dates of Test Aug 26, Sep 26-27, 2008	Report No RTS-1191-0809-30 Rev 1
		FCC ID L6ARBW70CW	

Date/Time: 14/07/2005 11:44:51 AM

Page 1 of 2

Date/Time: 14/07/2005 11:44:51 AM

Lab: RIM Testing Services (RTS)

Dipole Validation 1880 MHz_2mm step_E-Field 07_14_05

DUT: HAC Dipole 1880 MHz; Type: CD1880V3

Communication System: CW; Frequency: 1880 MHz; Duty Cycle: 1:1
 Medium: Air Medium parameters used: $\sigma = 0$ mho/m, $\epsilon_r = 1$; $\rho = 1000$ kg/m³
 Phantom section: H Device Section

DASY4 Configuration:

- Probe: ER3DV6 - SN2285; ConvF(1, 1, 1); Calibrated: 10/12/2004
- Sensor-Surface: 0mm (Fix Surface) Sensor-Surface: (Fix Surface)
- Electronics: DAE3 Sn472; Calibrated: 03/01/2005
- Phantom: HAC Test Arch; Type: SD HAC P01 BA;
- Measurement SW: DASY4, V4.5 Build 19; Postprocessing SW: SEMCAD, V1.8 Build 146

E Scan 10mm above CD 1880 MHz/Hearing Aid Compatibility Test (11x46x1):

Measurement grid: dx=2mm, dy=2mm
 Maximum value of Total (measured) = 138.0 V/m

E Scan 10mm above CD 1880 MHz/Hearing Aid Compatibility Test (101x451x1):

Measurement grid: dx=2mm, dy=2mm
 Maximum value of Total field (slot averaged) = 131.2 V/m

Hearing Aid Near-Field Category: M2 (AWF 0 dB)

E in V/m (Time averaged) E in V/m (Slot averaged)

Grid 1	Grid 2	Grid 3	Grid 1	Grid 2	Grid 3
123.1	138.6	138.6	123.1	138.6	138.6
Grid 4	Grid 5	Grid 6	Grid 4	Grid 5	Grid 6
81.4	92.1	91.6	81.4	92.1	91.6
Grid 7	Grid 8	Grid 9	Grid 7	Grid 8	Grid 9
121.3	131.2	131.0	121.3	131.2	131.0

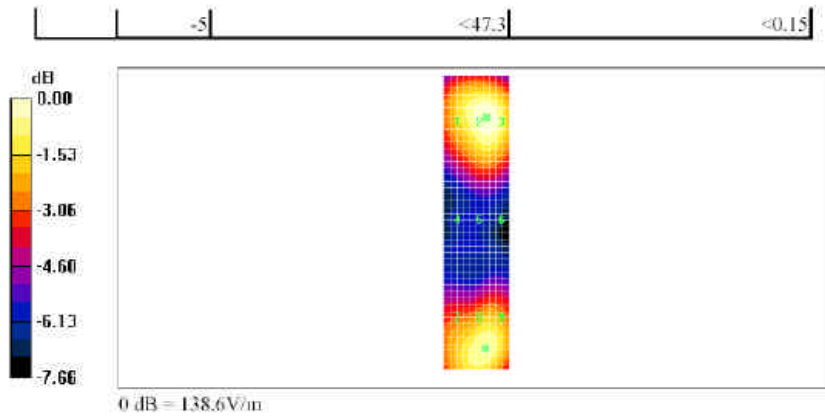
Category	AWF (dB)	Limits for E-Field Emissions (V/m)	Limits for H-Field Emissions (A/m)
M1	0	199.5 - 354.8	0.6 - 1.07
	-5	149.6 - 266.1	0.45 - 0.8
M2	0	112.2 - 199.5	0.34 - 0.6
	-5	84.1 - 149.6	0.25 - 0.45
M3	0	63.1 - 112.2	0.19 - 0.34
	-5	47.3 - 84.1	0.15 - 0.25
M4	0	<63.1	<0.19

file://C:\Program%20Files\DASY4\Print_Templates\Dipole%20Validation%201880%20... 14/07/2005

RTS RIM Testing Services	Document Annex A to Hearing Aid Compatibility RF Emissions Test Report for the BlackBerry® Smartphone model RBW71CW		Page 115(216)
	Author Data Daoud Attayi	Dates of Test Aug 26, Sep 26-27, 2008	Report No RTS-1191-0809-30 Rev 1
		FCC ID L6ARBW70CW	

Date/Time: 14/07/2005 11:44:51 AM

Page 2 of 2



file://C:\Program%20Files\DASY4\Print_Templates\Dipole%20Validation%201880%20... 14/07/2005

RTS RIM Testing Services	Document Annex A to Hearing Aid Compatibility RF Emissions Test Report for the BlackBerry® Smartphone model RBW71CW		Page 116(216)
	Author Data Daoud Attayi	Dates of Test Aug 26, Sep 26-27, 2008	Report No RTS-1191-0809-30 Rev 1

Date/Time: 14/07/2005 12:43:02 PM

Page 1 of 2

Date/Time: 14/07/2005 12:43:02 PM

Lab: RIM Testing Services (RTS)

HAC_H_Dipole_CW 1880_5 mm step_07_14_05

DUT: HAC Dipole 1880 MHz; Type: CD1880V3

Communication System: CW; Frequency: 1880 MHz; Duty Cycle: 1:1
Medium: Air Medium parameters used: $\sigma = 0$ mho/m, $\epsilon_r = 1$; $\rho = 1$ kg/m³
Phantom section: H Dipole Section

DASY4 Configuration:

- Probe: H3DV6 - SN6105; ; Calibrated: 10/12/2004
- Sensor-Surface: 0mm (Fix Surface) Sensor-Surface: (Fix Surface)
- Electronics: DAE3 Sn472; Calibrated: 03/01/2005
- Phantom: HAC Test Arch; Type: SD HAC P01 BA;
- Measurement SW: DASY4, V4.5 Build 19; Postprocessing SW: SEMCAD, V1.8 Build 146

H Scan 10mm above CD 1880 MHz/Hearing Aid Compatibility Test (5x19x1):

Measurement grid: dx=5mm, dy=5mm
Maximum value of Total (measured) = 0.406 A/m

H Scan 10mm above CD 1880 MHz/Hearing Aid Compatibility Test (41x181x1):

Measurement grid: dx=5mm, dy=5mm
Maximum value of Total field (slot averaged) = 0.406 A/m

Hearing Aid Near-Field Category: M2 (AWF 0 dB)

H in A/m (Time averaged) H in A/m (Slot averaged)

Grid 1	Grid 2	Grid 3	Grid 1	Grid 2	Grid 3
0.342	0.359	0.344	0.342	0.359	0.344
Grid 4	Grid 5	Grid 6	Grid 4	Grid 5	Grid 6
0.389	0.406	0.389	0.389	0.406	0.389
Grid 7	Grid 8	Grid 9	Grid 7	Grid 8	Grid 9
0.363	0.378	0.363	0.363	0.378	0.363

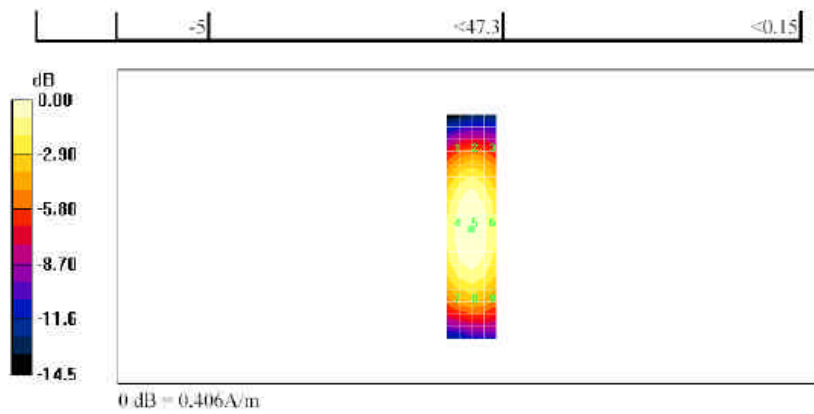
Category	AWF (dB)	Limits for E-Field Emissions (V/m)	Limits for H-Field Emissions (A/m)
M1	0	199.5 - 354.8	0.6 - 1.07
	-5	149.6 - 266.1	0.45 - 0.8
M2	0	112.2 - 199.5	0.34 - 0.6
	-5	84.1 - 149.6	0.25 - 0.45
M3	0	63.1 - 112.2	0.19 - 0.34
	-5	47.3 - 84.1	0.15 - 0.25
M4	0	<63.1	<0.19

file://C:\Program%20Files\DASY4\Print_Templates\HAC_H_Dipole_CW%201880_5%... 14/07/2005

RTS RIM Testing Services	Document Annex A to Hearing Aid Compatibility RF Emissions Test Report for the BlackBerry® Smartphone model RBW71CW		Page 117(216)
	Author Data Daoud Attayi	Dates of Test Aug 26, Sep 26-27, 2008	Report No RTS-1191-0809-30 Rev 1

Date/Time: 14/07/2005 12:43:02 PM

Page 2 of 2



file://C:\Program%20Files\DASY4\Print_Templates\HAC_H_Dipole_CW%201880_5%... 14/07/2005

RTS RIM Testing Services	Document Annex A to Hearing Aid Compatibility RF Emissions Test Report for the BlackBerry® Smartphone model RBW71CW		Page 118(216)
	Author Data Daoud Attayi	Dates of Test Aug 26, Sep 26-27, 2008	Report No RTS-1191-0809-30 Rev 1
		FCC ID L6ARBW70CW	

Date/Time: 14/07/2005 12:53:40 PM

Page 1 of 2

Date/Time: 14/07/2005 12:53:40 PM

Lab: RIM Testing Services (RTS)

HAC_H_Dipole_CW 1880_2 mm step_07_14_05

DUT: HAC Dipole 1880 MHz; Type: CD1880V3

Communication System: CW; Frequency: 1880 MHz; Duty Cycle: 1:1
 Medium: Air Medium parameters used: $\sigma = 0$ mho/m, $\epsilon_r = 1$; $\rho = 1$ kg/m³
 Phantom section: H Dipole Section

DASY4 Configuration:

- Probe: H3DV6 - SN6105; ; Calibrated: 10/12/2004
- Sensor-Surface: 0mm (Fix Surface) Sensor-Surface: (Fix Surface)
- Electronics: DAE3 Sn472; Calibrated: 03/01/2005
- Phantom: HAC Test Arch; Type: SD HAC P01 BA;
- Measurement SW: DASY4, V4.5 Build 19; Postprocessing SW: SEMCAD, V1.8 Build 146

H Scan 10mm above CD 1880 MHz/Hearing Aid Compatibility Test (11x46x1):

Measurement grid: dx=2mm, dy=2mm
 Maximum value of Total (measured) = 0.406 A/m

H Scan 10mm above CD 1880 MHz/Hearing Aid Compatibility Test (101x451x1):

Measurement grid: dx=2mm, dy=2mm
 Maximum value of Total field (slot averaged) = 0.406 A/m

Hearing Aid Near-Field Category: M2 (AWF 0 dB)

H in A/m (Time averaged) H in A/m (Slot averaged)

Grid 1	Grid 2	Grid 3	Grid 1	Grid 2	Grid 3
0.347	0.361	0.348	0.347	0.361	0.348
Grid 4	Grid 5	Grid 6	Grid 4	Grid 5	Grid 6
0.394	0.406	0.391	0.394	0.406	0.391
Grid 7	Grid 8	Grid 9	Grid 7	Grid 8	Grid 9
0.367	0.380	0.365	0.367	0.380	0.365

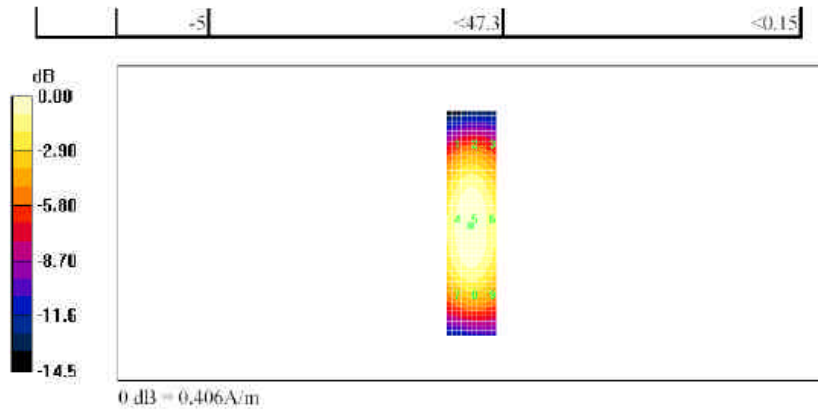
Category	AWF (dB)	Limits for E-Field Emissions (V/m)	Limits for H-Field Emissions (A/m)
M1	0	199.5 - 354.8	0.6 - 1.07
	-5	149.6 - 266.1	0.45 - 0.8
M2	0	112.2 - 199.5	0.34 - 0.6
	-5	84.1 - 149.6	0.25 - 0.45
M3	0	63.1 - 112.2	0.19 - 0.34
	-5	47.3 - 84.1	0.15 - 0.25
M4	0	<63.1	<0.19

file://C:\Program%20Files\DASY4\Print_Templates\HAC_H_Dipole_CW%201880_2%... 14/07/2005

RTS RIM Testing Services	Document Annex A to Hearing Aid Compatibility RF Emissions Test Report for the BlackBerry® Smartphone model RBW71CW		Page 119(216)
	Author Data Daoud Attayi	Dates of Test Aug 26, Sep 26-27, 2008	Report No RTS-1191-0809-30 Rev 1

Date/Time: 14/07/2005 12:53:40 PM

Page 2 of 2



file://C:\Program%20Files\DASY4\Print_Templates\HAC_H_Dipole_CW%201880_2%... 14/07/2005

RTS RIM Testing Services	<small>Document</small> Annex A to Hearing Aid Compatibility RF Emissions Test Report for the BlackBerry® Smartphone model RBW71CW		<small>Page</small> 120(216)
	<small>Author Data</small> Daoud Attayi	<small>Dates of Test</small> Aug 26, Sep 26-27, 2008	<small>Report No</small> RTS-1191-0809-30 Rev 1

A.3 RF emissions and ambient noise plots

RTS RIM Testing Services	Document Annex A to Hearing Aid Compatibility RF Emissions Test Report for the BlackBerry® Smartphone model RBW71CW		Page 121(216)
	Author Data Daoud Attayi	Dates of Test Aug 26, Sep 26-27, 2008	Report No RTS-1191-0809-30 Rev 1

Date/Time: 26/08/2008 11:15:42 AM

Test Laboratory: RTS

File Name: [HAC_E_GSM850_Low_Chan.da4](#)

DUT: BlackBerry Smartphone; Type: Sample ; Serial: Not Specified

Program Name: HAC RF ER3D Device

Communication System: GSM 850; Frequency: 824.2 MHz; Duty Cycle: 1 : 8.3

Medium parameters used: $\sigma = 0$ mho/m, $\epsilon_r = 1$; density = 1000 kg/m³

Phantom section: E Device Section

DASY4 Configuration:

- Probe: ER3DV6 - SN2285; ConvF(1, 1, 1); Calibrated: 07/03/2008
- Sensor-Surface: 0mm (Fix Surface) Sensor-Surface: (Fix Surface)
- Electronics: DAE3 Sn472; Calibrated: 05/03/2008
- Phantom: HAC Test Arch; Type: SD HAC P01 BA;
- Measurement SW: DASY4, V4.7 Build 71; Postprocessing SW: SEMCAD, V1.8 Build 184

E Scan - ER3D - 2007: 15 mm from Probe Center to the

Device/Hearing Aid Compatibility Test (11x11x1): Measurement grid:

dx=5mm, dy=5mm

Probe Modulation Factor = 1.00

Device Reference Point: 0.000, 0.000, 353.7 mm

Reference Value = 73.2 V/m; Power Drift = -0.114 dB

Maximum value of Total (measured) = 60.0 V/m

RTS RIM Testing Services	Document Annex A to Hearing Aid Compatibility RF Emissions Test Report for the BlackBerry® Smartphone model RBW71CW		Page 122(216)
	Author Data Daoud Attayi	Dates of Test Aug 26, Sep 26-27, 2008	Report No RTS-1191-0809-30 Rev 1

E Scan - ER3D - 2007: 15 mm from Probe Center to the Device/Hearing Aid Compatibility Test (101x101x1): Measurement

grid: dx=5mm, dy=5mm

Maximum value of peak Total field = 184.9 V/m

Probe Modulation Factor = 3.07

Device Reference Point: 0.000, 0.000, 353.7 mm


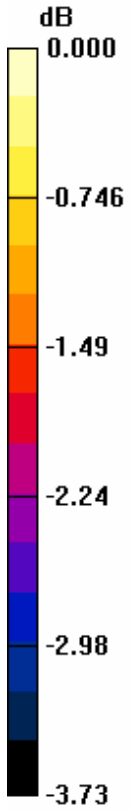
Reference Value = 73.2 V/m; Power Drift = -0.114 dB

Hearing Aid Near-Field Category: M3 (AWF -5 dB)

Peak E-field in V/m

Grid 1 174.7 M 3	Grid 2 184.3 M 3	Grid 3 181.7 M 3
Grid 4 174.0 M 3	Grid 5 184.9 M 3	Grid 6 182.9 M 3
Grid 7 169.4 M 3	Grid 8 182.0 M 3	Grid 9 178.6 M 3

RTS RIM Testing Services	Document	Page	
	Annex A to Hearing Aid Compatibility RF Emissions Test Report for the BlackBerry® Smartphone model RBW71CW	123(216)	
Author Data	Dates of Test	Report No	FCC ID
Daoud Attayi	Aug 26, Sep 26-27, 2008	RTS-1191-0809-30 Rev 1	L6ARBW70CW



0 dB = 184.9V/m

RTS RIM Testing Services	Document Annex A to Hearing Aid Compatibility RF Emissions Test Report for the BlackBerry® Smartphone model RBW71CW		Page 124(216)
	Author Data Daoud Attayi	Dates of Test Aug 26, Sep 26-27, 2008	Report No RTS-1191-0809-30 Rev 1

Date/Time: 26/08/2008 11:41:40 AM

Test Laboratory: RTS

File Name: [HAC_E_GSM850_Mid_Chan.da4](#)

DUT: BlackBerry Smartphone; Type: Sample ; Serial: Not Specified

Program Name: HAC RF ER3D Device

Communication System: GSM 850; Frequency: 836.8 MHz; Duty Cycle: 1:8.3

Medium parameters used: $s = 0$ mho/m, $\epsilon_r = 1$; density = 1000 kg/m³

Phantom section: E Device Section

DASY4 Configuration:

- Probe: ER3DV6 - SN2285; ConvF(1, 1, 1); Calibrated: 07/03/2008
- Sensor-Surface: 0mm (Fix Surface) Sensor-Surface: (Fix Surface)
- Electronics: DAE3 Sn472; Calibrated: 05/03/2008
- Phantom: HAC Test Arch; Type: SD HAC P01 BA;
- Measurement SW: DASY4, V4.7 Build 71; Postprocessing SW: SEMCAD, V1.8 Build 184

E Scan - ER3D - 2007: 15 mm from Probe Center to the Device/Hearing Aid Compatibility Test (11x11x1): Measurement grid:

dx=5mm, dy=5mm

Probe Modulation Factor = 1.00

Device Reference Point: 0.000, 0.000, 353.7 mm

Reference Value = 73.8 V/m; Power Drift = -0.081 dB

Maximum value of Total (measured) = 62.7 V/m

E Scan - ER3D - 2007: 15 mm from Probe Center to the

RTS RIM Testing Services	Document Annex A to Hearing Aid Compatibility RF Emissions Test Report for the BlackBerry® Smartphone model RBW71CW		Page 125(216)
	Author Data Daoud Attayi	Dates of Test Aug 26, Sep 26-27, 2008	Report No RTS-1191-0809-30 Rev 1

Device/Hearing Aid Compatibility Test (101x101x1): Measurement

grid: dx=5mm, dy=5mm

Maximum value of peak Total field = 192.9 V/m

Probe Modulation Factor = 3.07

Device Reference Point: 0.000, 0.000, 353.7 mm


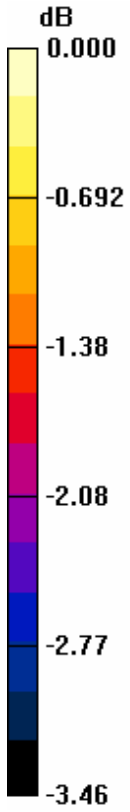
Reference Value = 73.8 V/m; Power Drift = -0.081 dB

Hearing Aid Near-Field Category: M3 (AWF -5 dB)

Peak E-field in V/m

Grid 1 169.6 M 3	Grid 2 189.5 M 3	Grid 3 189.3 M 3
Grid 4 174.3 M 3	Grid 5 192.9 M 3	Grid 6 192.8 M 3
Grid 7 174.1 M 3	Grid 8 192.3 M 3	Grid 9 192.3 M 3

RTS RIM Testing Services	Document	Page
	Annex A to Hearing Aid Compatibility RF Emissions Test Report for the BlackBerry® Smartphone model RBW71CW	126(216)
Author Data	Dates of Test	Report No
Daoud Attayi	Aug 26, Sep 26-27, 2008	RTS-1191-0809-30 Rev 1
		FCC ID
		L6ARBW70CW



0 dB = 192.9V/m

RTS RIM Testing Services	Document Annex A to Hearing Aid Compatibility RF Emissions Test Report for the BlackBerry® Smartphone model RBW71CW		Page 127(216)
	Author Data Daoud Attayi	Dates of Test Aug 26, Sep 26-27, 2008	Report No RTS-1191-0809-30 Rev 1

Date/Time: 26/08/2008 11:48:33 AM

Test Laboratory: RTS

File Name: [HAC_E_GSM850_High_Chan.da4](#)

DUT: BlackBerry Smartphone; Type: Sample ; Serial: Not Specified

Program Name: HAC RF ER3D Device

Communication System: GSM 850; Frequency: 848.8 MHz; Duty Cycle: 1:8.3

Medium parameters used: $s = 0$ mho/m, $\epsilon_r = 1$; density = 1000 kg/m³

Phantom section: E Device Section

DASY4 Configuration:

- Probe: ER3DV6 - SN2285; ConvF(1, 1, 1); Calibrated: 07/03/2008
- Sensor-Surface: 0mm (Fix Surface) Sensor-Surface: (Fix Surface)
- Electronics: DAE3 Sn472; Calibrated: 05/03/2008
- Phantom: HAC Test Arch; Type: SD HAC P01 BA;
- Measurement SW: DASY4, V4.7 Build 71; Postprocessing SW: SEMCAD, V1.8 Build 184

E Scan - ER3D - 2007: 15 mm from Probe Center to the Device/Hearing Aid Compatibility Test (11x11x1): Measurement grid:

dx=5mm, dy=5mm

Probe Modulation Factor = 1.00

Device Reference Point: 0.000, 0.000, 353.7 mm

Reference Value = 71.0 V/m; Power Drift = 0.061 dB

Maximum value of Total (measured) = 61.4 V/m

E Scan - ER3D - 2007: 15 mm from Probe Center to the

RTS RIM Testing Services	Document Annex A to Hearing Aid Compatibility RF Emissions Test Report for the BlackBerry® Smartphone model RBW71CW		Page 128(216)
	Author Data Daoud Attayi	Dates of Test Aug 26, Sep 26-27, 2008	Report No RTS-1191-0809-30 Rev 1

Device/Hearing Aid Compatibility Test (101x101x1): Measurement

grid: dx=5mm, dy=5mm

Maximum value of peak Total field = 188.8 V/m

Probe Modulation Factor = 3.07

Device Reference Point: 0.000, 0.000, 353.7 mm


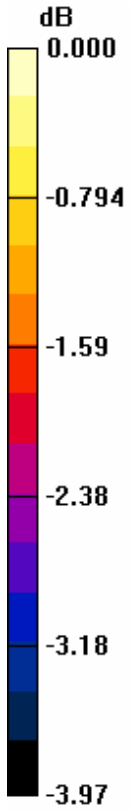
Reference Value = 71.0 V/m; Power Drift = 0.061 dB

Hearing Aid Near-Field Category: M3 (AWF -5 dB)

Peak E-field in V/m

Grid 1 169.7 M 3	Grid 2 188.0 M 3	Grid 3 188.0 M 3
Grid 4 166.2 M 3	Grid 5 188.8 M 3	Grid 6 188.8 M 3
Grid 7 161.2 M 3	Grid 8 185.0 M 3	Grid 9 184.6 M 3

RTS RIM Testing Services	Document Annex A to Hearing Aid Compatibility RF Emissions Test Report for the BlackBerry® Smartphone model RBW71CW	Page 129(216)	
	Author Data Daoud Attayi	Dates of Test Aug 26, Sep 26-27, 2008	Report No RTS-1191-0809-30 Rev 1



0 dB = 188.8V/m

RTS RIM Testing Services	Document Annex A to Hearing Aid Compatibility RF Emissions Test Report for the BlackBerry® Smartphone model RBW71CW		Page 130(216)
	Author Data Daoud Attayi	Dates of Test Aug 26, Sep 26-27, 2008	Report No RTS-1191-0809-30 Rev 1

Date/Time: 27/09/2008 9:59:10 AM

Test Laboratory: RTS

File Name: [HAC_E_GSM850_Mid_Chan_Rev4.da4](#)

DUT: BlackBerry Smartphone; Type: Sample ; Serial: Not Specified

Program Name: HAC RF ER3D Device

Communication System: GSM 850; Frequency: 836.8 MHz; Duty Cycle: 1:8.3

Medium parameters used: $s = 0$ mho/m, $\epsilon_r = 1$; density = 1000 kg/m³

Phantom section: E Device Section

DASY4 Configuration:

- Probe: ER3DV6 - SN2285; ConvF(1, 1, 1); Calibrated: 07/03/2008
- Sensor-Surface: 0mm (Fix Surface) Sensor-Surface: (Fix Surface)
- Electronics: DAE3 Sn472; Calibrated: 05/03/2008
- Phantom: HAC Test Arch; Type: SD HAC P01 BA;
- Measurement SW: DASY4, V4.7 Build 71; Postprocessing SW: SEMCAD, V1.8 Build 184

E Scan - ER3D - 2007: 15 mm from Probe Center to the Device/Hearing Aid Compatibility Test (11x11x1): Measurement grid:

dx=5mm, dy=5mm

Probe Modulation Factor = 1.00

Device Reference Point: 0.000, 0.000, 353.7 mm

Reference Value = 70.0 V/m; Power Drift = -0.015 dB

Maximum value of Total (measured) = 59.2 V/m

E Scan - ER3D - 2007: 15 mm from Probe Center to the

RTS RIM Testing Services	Document Annex A to Hearing Aid Compatibility RF Emissions Test Report for the BlackBerry® Smartphone model RBW71CW		Page 131(216)
	Author Data Daoud Attayi	Dates of Test Aug 26, Sep 26-27, 2008	Report No RTS-1191-0809-30 Rev 1

Device/Hearing Aid Compatibility Test (101x101x1): Measurement

grid: dx=5mm, dy=5mm

Maximum value of peak Total field = 182.2 V/m

Probe Modulation Factor = 3.07

Device Reference Point: 0.000, 0.000, 353.7 mm


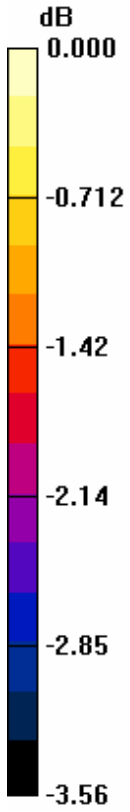
Reference Value = 70.0 V/m; Power Drift = -0.015 dB

Hearing Aid Near-Field Category: M3 (AWF -5 dB)

Peak E-field in V/m

Grid 1 159.0 M 3	Grid 2 179.8 M 3	Grid 3 178.9 M 3
Grid 4 159.4 M 3	Grid 5 182.2 M 3	Grid 6 181.5 M 3
Grid 7 157.6 M 3	Grid 8 180.5 M 3	Grid 9 179.7 M 3

RTS RIM Testing Services	Document Annex A to Hearing Aid Compatibility RF Emissions Test Report for the BlackBerry® Smartphone model RBW71CW	Page 132(216)	
	Author Data Daoud Attayi	Dates of Test Aug 26, Sep 26-27, 2008	Report No RTS-1191-0809-30 Rev 1



0 dB = 182.2V/m

RTS RIM Testing Services	Document Annex A to Hearing Aid Compatibility RF Emissions Test Report for the BlackBerry® Smartphone model RBW71CW		Page 133(216)
	Author Data Daoud Attayi	Dates of Test Aug 26, Sep 26-27, 2008	Report No RTS-1191-0809-30 Rev 1

Date/Time: 26/08/2008 4:52:22 PM

Test Laboratory: RTS

File Name: [HAC_E_CDMA800_Low_Chan.da4](#)

DUT: BlackBerry Smartphone; Type: Sample ; Serial: Not Specified

Program Name: HAC RF ER3D Device

Communication System: CDMA 800; Frequency: 824.7 MHz; Duty Cycle: 1:1

Medium parameters used: $s = 0$ mho/m, $\epsilon_r = 1$; density = 1000 kg/m³

Phantom section: E Device Section

DASY4 Configuration:

- Probe: ER3DV6 - SN2285; ConvF(1, 1, 1); Calibrated: 07/03/2008
- Sensor-Surface: 0mm (Fix Surface) Sensor-Surface: (Fix Surface)
- Electronics: DAE3 Sn472; Calibrated: 05/03/2008
- Phantom: HAC Test Arch; Type: SD HAC P01 BA;
- Measurement SW: DASY4, V4.7 Build 71; Postprocessing SW: SEMCAD, V1.8 Build 184

E Scan - ER3D - 2007: 15 mm from Probe Center to the

Device/Hearing Aid Compatibility Test (11x11x1): Measurement grid:

dx=5mm, dy=5mm

Probe Modulation Factor = 1.00

Device Reference Point: 0.000, 0.000, 353.7 mm

Reference Value = 60.3 V/m; Power Drift = 0.088 dB

Maximum value of Total (measured) = 51.0 V/m

RTS RIM Testing Services	Document Annex A to Hearing Aid Compatibility RF Emissions Test Report for the BlackBerry® Smartphone model RBW71CW		Page 134(216)
	Author Data Daoud Attayi	Dates of Test Aug 26, Sep 26-27, 2008	Report No RTS-1191-0809-30 Rev 1

E Scan - ER3D - 2007: 15 mm from Probe Center to the Device/Hearing Aid Compatibility Test (101x101x1): Measurement

grid: dx=5mm, dy=5mm

Maximum value of peak Total field = 48.0 V/m

Probe Modulation Factor = 0.940

Device Reference Point: 0.000, 0.000, 353.7 mm

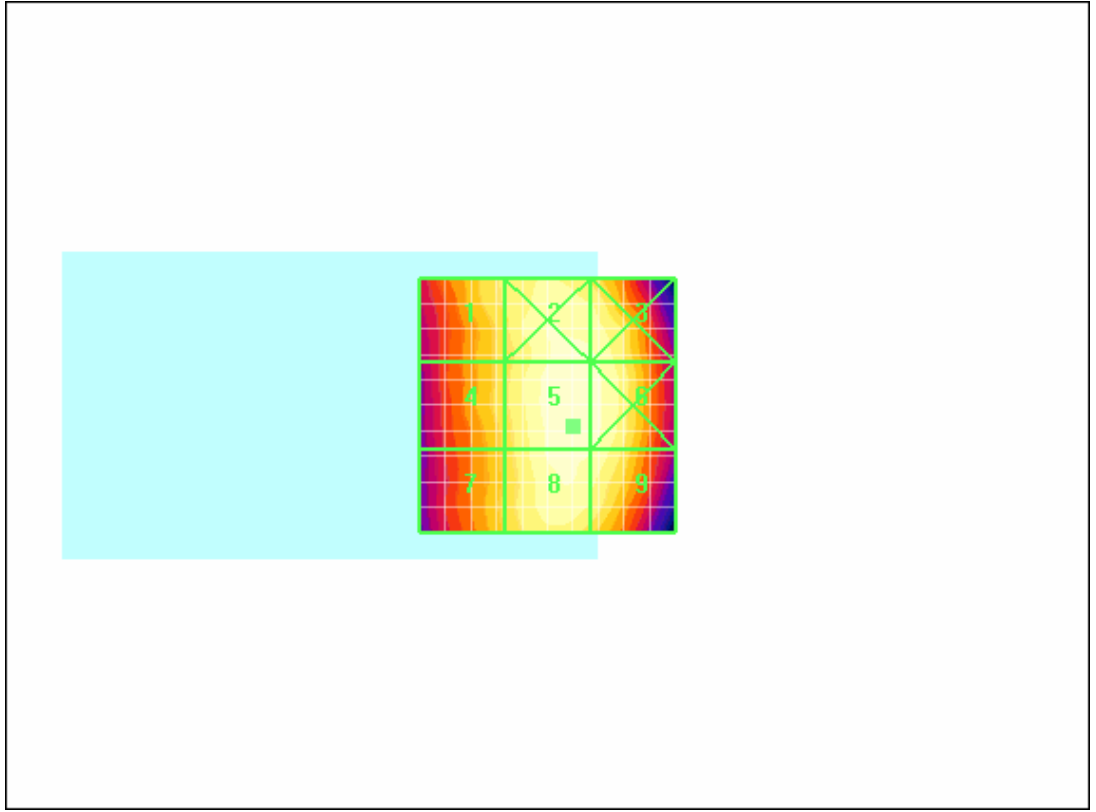
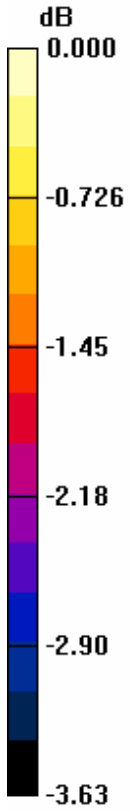
Reference Value = 60.3 V/m; Power Drift = 0.088 dB

Hearing Aid Near-Field Category: M4 (AWF 0 dB)

Peak E-field in V/m

Grid 1 44.4 M 4	Grid 2 47.4 M 4	Grid 3 47.0 M 4
Grid 4 43.8 M 4	Grid 5 48.0 M 4	Grid 6 47.4 M 4
Grid 7 43.2 M 4	Grid 8 47.2 M 4	Grid 9 46.8 M 4

RTS RIM Testing Services	Document Annex A to Hearing Aid Compatibility RF Emissions Test Report for the BlackBerry® Smartphone model RBW71CW	Page 135(216)	
	Author Data Daoud Attayi	Dates of Test Aug 26, Sep 26-27, 2008	Report No RTS-1191-0809-30 Rev 1



0 dB = 48.0V/m

RTS RIM Testing Services	Document Annex A to Hearing Aid Compatibility RF Emissions Test Report for the BlackBerry® Smartphone model RBW71CW		Page 136(216)
	Author Data Daoud Attayi	Dates of Test Aug 26, Sep 26-27, 2008	Report No RTS-1191-0809-30 Rev 1

Date/Time: 26/08/2008 4:59:17 PM

Test Laboratory: RTS

File Name: [HAC_E_CDMA800_Mid_Chan.da4](#)

DUT: BlackBerry Smartphone; Type: Sample ; Serial: Not Specified

Program Name: HAC RF ER3D Device

Communication System: CDMA 800; Frequency: 836.52 MHz; Duty Cycle: 1:1

Medium parameters used: $s = 0$ mho/m, $\epsilon_r = 1$; density = 1000 kg/m³

Phantom section: E Device Section

DASY4 Configuration:

- Probe: ER3DV6 - SN2285; ConvF(1, 1, 1); Calibrated: 07/03/2008
- Sensor-Surface: 0mm (Fix Surface) Sensor-Surface: (Fix Surface)
- Electronics: DAE3 Sn472; Calibrated: 05/03/2008
- Phantom: HAC Test Arch; Type: SD HAC P01 BA;
- Measurement SW: DASY4, V4.7 Build 71; Postprocessing SW: SEMCAD, V1.8 Build 184

E Scan - ER3D - 2007: 15 mm from Probe Center to the

Device/Hearing Aid Compatibility Test (11x11x1): Measurement grid:

dx=5mm, dy=5mm

Probe Modulation Factor = 1.00

Device Reference Point: 0.000, 0.000, 353.7 mm

Reference Value = 68.1 V/m; Power Drift = -0.033 dB

Maximum value of Total (measured) = 58.0 V/m

E Scan - ER3D - 2007: 15 mm from Probe Center to the

RTS RIM Testing Services	Document Annex A to Hearing Aid Compatibility RF Emissions Test Report for the BlackBerry® Smartphone model RBW71CW		Page 137(216)
	Author Data Daoud Attayi	Dates of Test Aug 26, Sep 26-27, 2008	Report No RTS-1191-0809-30 Rev 1

Device/Hearing Aid Compatibility Test (101x101x1): Measurement

grid: dx=5mm, dy=5mm

Maximum value of peak Total field = 54.7 V/m

Probe Modulation Factor = 0.940

Device Reference Point: 0.000, 0.000, 353.7 mm


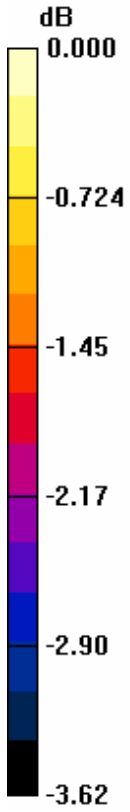
Reference Value = 68.1 V/m; Power Drift = -0.033 dB

Hearing Aid Near-Field Category: M4 (AWF 0 dB)

Peak E-field in V/m

Grid 1 46.8 M 4	Grid 2 53.3 M 4	Grid 3 53.3 M 4
Grid 4 47.6 M 4	Grid 5 54.7 M 4	Grid 6 54.7 M 4
Grid 7 47.8 M 4	Grid 8 54.0 M 4	Grid 9 53.8 M 4

RTS RIM Testing Services	Document Annex A to Hearing Aid Compatibility RF Emissions Test Report for the BlackBerry® Smartphone model RBW71CW	Page 138(216)	
	Author Data Daoud Attayi	Dates of Test Aug 26, Sep 26-27, 2008	Report No RTS-1191-0809-30 Rev 1



0 dB = 54.7V/m

RTS RIM Testing Services	Document Annex A to Hearing Aid Compatibility RF Emissions Test Report for the BlackBerry® Smartphone model RBW71CW		Page 139(216)
	Author Data Daoud Attayi	Dates of Test Aug 26, Sep 26-27, 2008	Report No RTS-1191-0809-30 Rev 1

Date/Time: 26/08/2008 5:06:00 PM

Test Laboratory: RTS

File Name: [HAC_E_CDMA800_High_Chan.da4](#)

DUT: BlackBerry Smartphone; Type: Sample ; Serial: Not Specified

Program Name: HAC RF ER3D Device

Communication System: CDMA 800; Frequency: 848.52 MHz; Duty Cycle: 1:1

Medium parameters used: $s = 0$ mho/m, $\epsilon_r = 1$; density = 1000 kg/m³

Phantom section: E Device Section

DASY4 Configuration:

- Probe: ER3DV6 - SN2285; ConvF(1, 1, 1); Calibrated: 07/03/2008
- Sensor-Surface: 0mm (Fix Surface) Sensor-Surface: (Fix Surface)
- Electronics: DAE3 Sn472; Calibrated: 05/03/2008
- Phantom: HAC Test Arch; Type: SD HAC P01 BA;
- Measurement SW: DASY4, V4.7 Build 71; Postprocessing SW: SEMCAD, V1.8 Build 184

E Scan - ER3D - 2007: 15 mm from Probe Center to the Device/Hearing Aid Compatibility Test (11x11x1): Measurement grid:

dx=5mm, dy=5mm

Probe Modulation Factor = 1.00

Device Reference Point: 0.000, 0.000, 353.7 mm

Reference Value = 65.6 V/m; Power Drift = 0.056 dB

Maximum value of Total (measured) = 55.7 V/m

E Scan - ER3D - 2007: 15 mm from Probe Center to the

RTS RIM Testing Services	Document Annex A to Hearing Aid Compatibility RF Emissions Test Report for the BlackBerry® Smartphone model RBW71CW		Page 140(216)
	Author Data Daoud Attayi	Dates of Test Aug 26, Sep 26-27, 2008	Report No RTS-1191-0809-30 Rev 1

Device/Hearing Aid Compatibility Test (101x101x1): Measurement

grid: dx=5mm, dy=5mm

Maximum value of peak Total field = 52.5 V/m

Probe Modulation Factor = 0.940

Device Reference Point: 0.000, 0.000, 353.7 mm

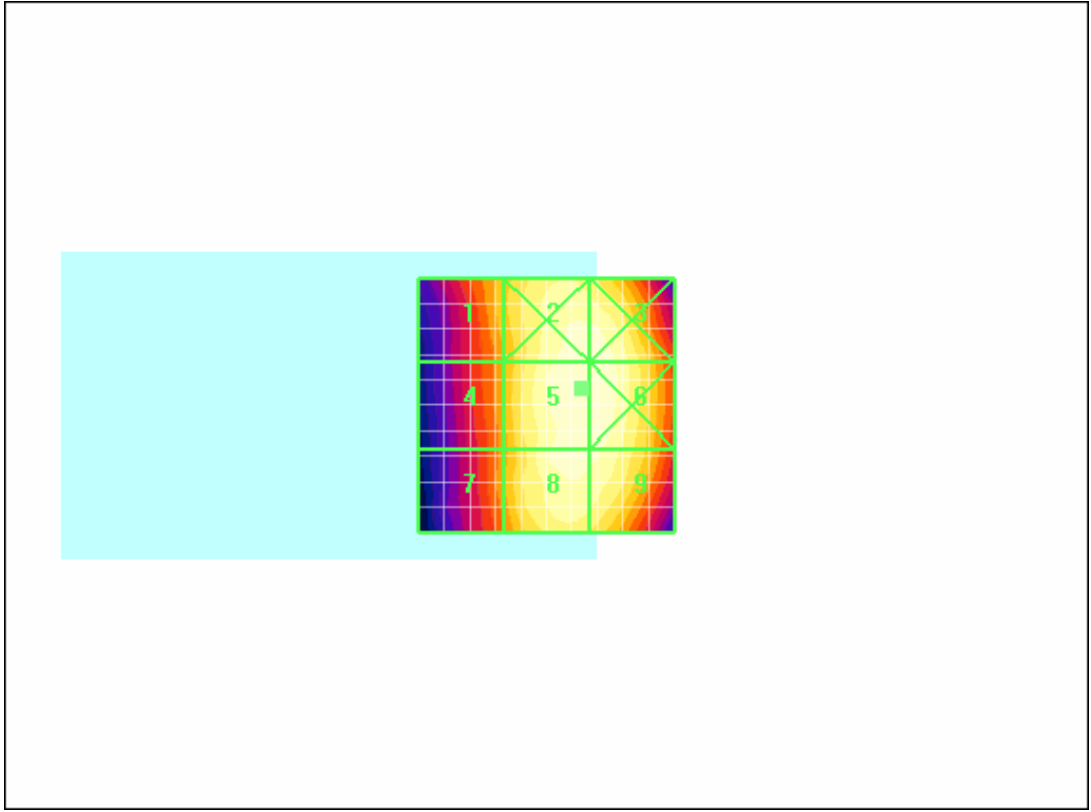
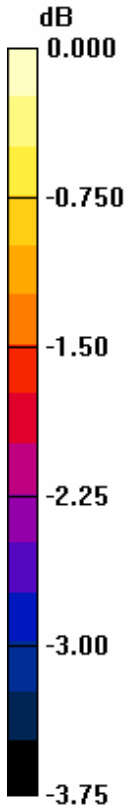
Reference Value = 65.6 V/m; Power Drift = 0.056 dB

Hearing Aid Near-Field Category: M4 (AWF 0 dB)

Peak E-field in V/m

Grid 1 46.5 M 4	Grid 2 52.2 M 4	Grid 3 52.2 M 4
Grid 4 45.4 M 4	Grid 5 52.5 M 4	Grid 6 52.5 M 4
Grid 7 45.2 M 4	Grid 8 51.9 M 4	Grid 9 51.6 M 4

RTS RIM Testing Services	Document Annex A to Hearing Aid Compatibility RF Emissions Test Report for the BlackBerry® Smartphone model RBW71CW		Page 141(216)
	Author Data Daoud Attayi	Dates of Test Aug 26, Sep 26-27, 2008	Report No RTS-1191-0809-30 Rev 1



0 dB = 52.5V/m

RTS RIM Testing Services	Document Annex A to Hearing Aid Compatibility RF Emissions Test Report for the BlackBerry® Smartphone model RBW71CW		Page 142(216)
	Author Data Daoud Attayi	Dates of Test Aug 26, Sep 26-27, 2008	Report No RTS-1191-0809-30 Rev 1

Date/Time: 26/08/2008 11:59:17 AM

Test Laboratory: RTS

File Name: [HAC_E_GSM1900_Low_Chan.da4](#)

DUT: BlackBerry Smartphone; Type: Sample ; Serial: Not Specified

Program Name: HAC RF ER3D Device

Communication System: GSM 1900; Frequency: 1850.2 MHz; Duty Cycle: 1:8.3

Medium parameters used: $s = 0$ mho/m, $\epsilon_r = 1$; density = 1000 kg/m³

Phantom section: E Device Section

DASY4 Configuration:

- Probe: ER3DV6 - SN2285; ConvF(1, 1, 1); Calibrated: 07/03/2008
- Sensor-Surface: 0mm (Fix Surface) Sensor-Surface: (Fix Surface)
- Electronics: DAE3 Sn472; Calibrated: 05/03/2008
- Phantom: HAC Test Arch; Type: SD HAC P01 BA;
- Measurement SW: DASY4, V4.7 Build 71; Postprocessing SW: SEMCAD, V1.8 Build 184

E Scan - ER3D - 2007: 15 mm from Probe Center to the Device/Hearing Aid Compatibility Test (11x11x1): Measurement grid:

dx=5mm, dy=5mm

Probe Modulation Factor = 1.00

Device Reference Point: 0.000, 0.000, 353.7 mm

Reference Value = 16.9 V/m; Power Drift = 0.129 dB

Maximum value of Total (measured) = 31.0 V/m

E Scan - ER3D - 2007: 15 mm from Probe Center to the

RTS RIM Testing Services	Document Annex A to Hearing Aid Compatibility RF Emissions Test Report for the BlackBerry® Smartphone model RBW71CW		Page 143(216)
	Author Data Daoud Attayi	Dates of Test Aug 26, Sep 26-27, 2008	Report No RTS-1191-0809-30 Rev 1

Device/Hearing Aid Compatibility Test (101x101x1): Measurement

grid: dx=5mm, dy=5mm

Maximum value of peak Total field = 70.3 V/m

Probe Modulation Factor = 2.88

Device Reference Point: 0.000, 0.000, 353.7 mm


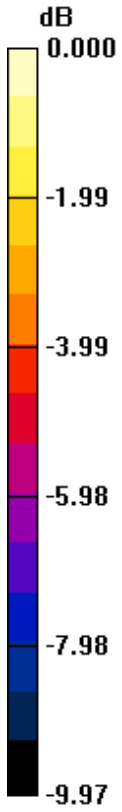
Reference Value = 16.9 V/m; Power Drift = 0.129 dB

Hearing Aid Near-Field Category: M3 (AWF -5 dB)

Peak E-field in V/m

Grid 1 60.2 M 3	Grid 2 88.9 M 2	Grid 3 89.2 M 2
Grid 4 46.5 M 4	Grid 5 70.3 M 3	Grid 6 73.4 M 3
Grid 7 52.9 M 3	Grid 8 44.8 M 4	Grid 9 49.6 M 3

RTS RIM Testing Services	Document Annex A to Hearing Aid Compatibility RF Emissions Test Report for the BlackBerry® Smartphone model RBW71CW		Page 144(216)
	Author Data Daoud Attayi	Dates of Test Aug 26, Sep 26-27, 2008	Report No RTS-1191-0809-30 Rev 1



0 dB = 89.2V/m

RTS RIM Testing Services	Document Annex A to Hearing Aid Compatibility RF Emissions Test Report for the BlackBerry® Smartphone model RBW71CW		Page 145(216)
	Author Data Daoud Attayi	Dates of Test Aug 26, Sep 26-27, 2008	Report No RTS-1191-0809-30 Rev 1

Date/Time: 26/08/2008 12:06:19 PM

Test Laboratory: RTS

File Name: [HAC_E_GSM1900_Mid_Chan.da4](#)

DUT: BlackBerry Smartphone; Type: Sample ; Serial: Not Specified

Program Name: HAC RF ER3D Device

Communication System: GSM 1900; Frequency: 1880 MHz; Duty Cycle: 1:8.3

Medium parameters used: $s = 0$ mho/m, $\epsilon_r = 1$; density = 1000 kg/m³

Phantom section: E Device Section

DASY4 Configuration:

- Probe: ER3DV6 - SN2285; ConvF(1, 1, 1); Calibrated: 07/03/2008
- Sensor-Surface: 0mm (Fix Surface) Sensor-Surface: (Fix Surface)
- Electronics: DAE3 Sn472; Calibrated: 05/03/2008
- Phantom: HAC Test Arch; Type: SD HAC P01 BA;
- Measurement SW: DASY4, V4.7 Build 71; Postprocessing SW: SEMCAD, V1.8 Build 184

E Scan - ER3D - 2007: 15 mm from Probe Center to the Device/Hearing Aid Compatibility Test (11x11x1): Measurement grid:

dx=5mm, dy=5mm

Probe Modulation Factor = 1.00

Device Reference Point: 0.000, 0.000, 353.7 mm

Reference Value = 15.9 V/m; Power Drift = 0.151 dB

Maximum value of Total (measured) = 33.6 V/m

E Scan - ER3D - 2007: 15 mm from Probe Center to the

RTS RIM Testing Services	Document Annex A to Hearing Aid Compatibility RF Emissions Test Report for the BlackBerry® Smartphone model RBW71CW		Page 146(216)
	Author Data Daoud Attayi	Dates of Test Aug 26, Sep 26-27, 2008	Report No RTS-1191-0809-30 Rev 1

Device/Hearing Aid Compatibility Test (101x101x1): Measurement

grid: dx=5mm, dy=5mm

Maximum value of peak Total field = 74.4 V/m

Probe Modulation Factor = 2.88

Device Reference Point: 0.000, 0.000, 353.7 mm

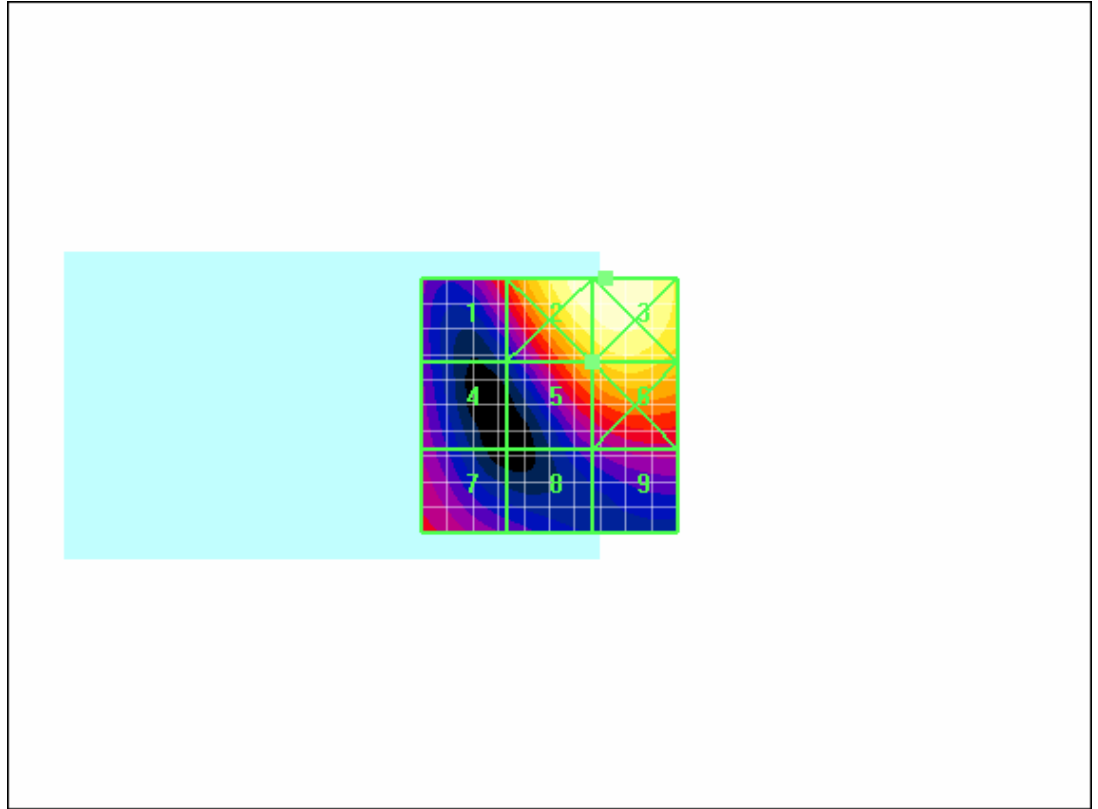
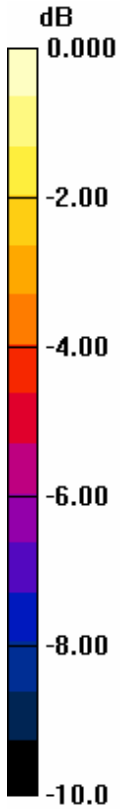
Reference Value = 15.9 V/m; Power Drift = 0.151 dB

Hearing Aid Near-Field Category: M3 (AWF -5 dB)

Peak E-field in V/m

Grid 1 60.0 M 3	Grid 2 95.9 M 2	Grid 3 96.7 M 2
Grid 4 48.2 M 3	Grid 5 74.4 M 3	Grid 6 80.8 M 3
Grid 7 54.1 M 3	Grid 8 44.9 M 4	Grid 9 51.0 M 3

RTS RIM Testing Services	Document Annex A to Hearing Aid Compatibility RF Emissions Test Report for the BlackBerry® Smartphone model RBW71CW	Page 147(216)	
	Author Data Daoud Attayi	Dates of Test Aug 26, Sep 26-27, 2008	Report No RTS-1191-0809-30 Rev 1



0 dB = 96.7V/m

RTS RIM Testing Services	Document Annex A to Hearing Aid Compatibility RF Emissions Test Report for the BlackBerry® Smartphone model RBW71CW		Page 148(216)
	Author Data Daoud Attayi	Dates of Test Aug 26, Sep 26-27, 2008	Report No RTS-1191-0809-30 Rev 1

Date/Time: 27/09/2008 10:05:23 AM

Test Laboratory: RTS

File Name: [HAC_E_GSM1900_Mid_Chan_Rev4.da4](#)

DUT: BlackBerry Smartphone; Type: Sample ; Serial: Not Specified

Program Name: HAC RF ER3D Device

Communication System: GSM 1900; Frequency: 1880 MHz; Duty Cycle: 1:8.3

Medium parameters used: $s = 0$ mho/m, $\epsilon_r = 1$; density = 1000 kg/m³

Phantom section: E Device Section

DASY4 Configuration:

- Probe: ER3DV6 - SN2285; ConvF(1, 1, 1); Calibrated: 07/03/2008
- Sensor-Surface: 0mm (Fix Surface) Sensor-Surface: (Fix Surface)
- Electronics: DAE3 Sn472; Calibrated: 05/03/2008
- Phantom: HAC Test Arch; Type: SD HAC P01 BA;
- Measurement SW: DASY4, V4.7 Build 71; Postprocessing SW: SEMCAD, V1.8 Build 184

E Scan - ER3D - 2007: 15 mm from Probe Center to the Device/Hearing Aid Compatibility Test (11x11x1): Measurement grid:

dx=5mm, dy=5mm

Probe Modulation Factor = 1.00

Device Reference Point: 0.000, 0.000, 353.7 mm

Reference Value = 18.5 V/m; Power Drift = -0.142 dB

Maximum value of Total (measured) = 32.8 V/m

E Scan - ER3D - 2007: 15 mm from Probe Center to the

RTS RIM Testing Services	Document Annex A to Hearing Aid Compatibility RF Emissions Test Report for the BlackBerry® Smartphone model RBW71CW		Page 149(216)
	Author Data Daoud Attayi	Dates of Test Aug 26, Sep 26-27, 2008	Report No RTS-1191-0809-30 Rev 1

Device/Hearing Aid Compatibility Test (101x101x1): Measurement

grid: dx=5mm, dy=5mm

Maximum value of peak Total field = 76.2 V/m

Probe Modulation Factor = 2.88

Device Reference Point: 0.000, 0.000, 353.7 mm

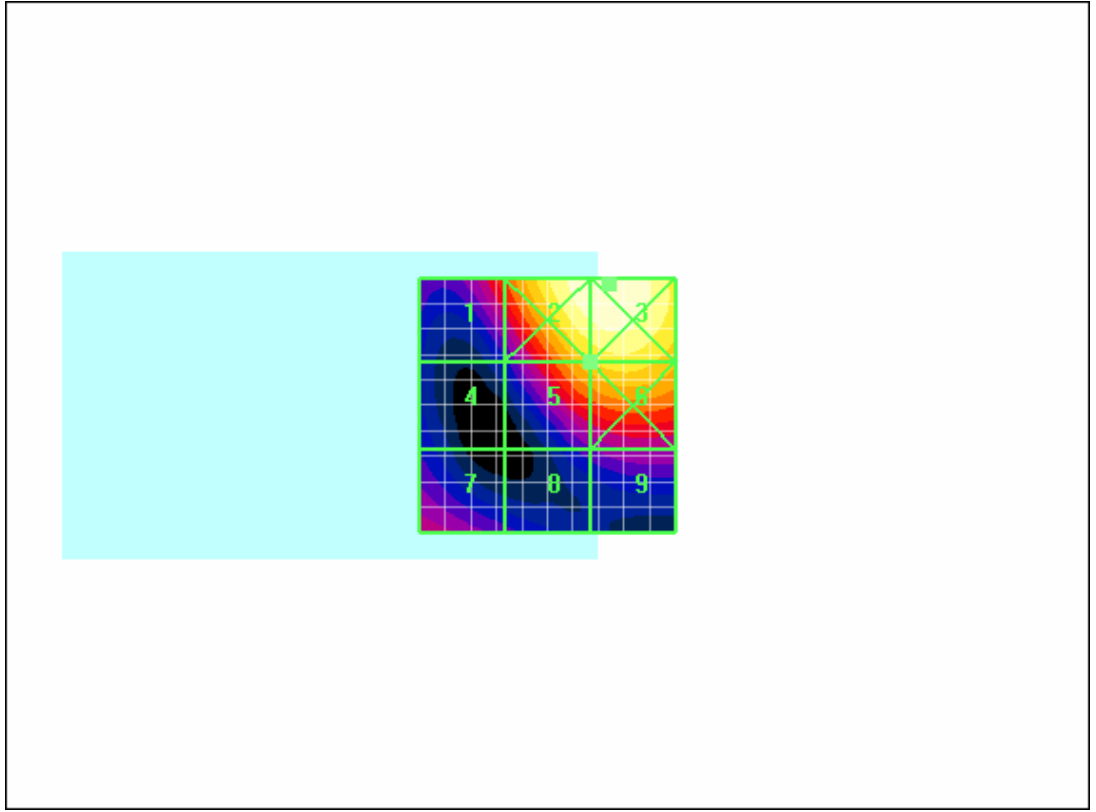
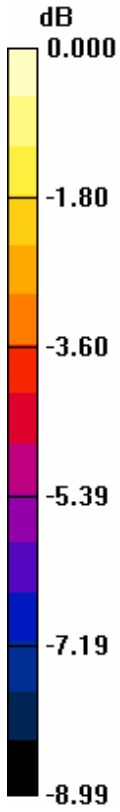
Reference Value = 18.5 V/m; Power Drift = -0.142 dB

Hearing Aid Near-Field Category: M3 (AWF -5 dB)

Peak E-field in V/m

Grid 1 62.4 M 3	Grid 2 93.6 M 2	Grid 3 94.8 M 2
Grid 4 44.3 M 4	Grid 5 76.2 M 3	Grid 6 80.2 M 3
Grid 7 53.4 M 3	Grid 8 47.4 M 3	Grid 9 51.7 M 3

RTS RIM Testing Services	Document Annex A to Hearing Aid Compatibility RF Emissions Test Report for the BlackBerry® Smartphone model RBW71CW		Page 150(216)
	Author Data Daoud Attayi	Dates of Test Aug 26, Sep 26-27, 2008	Report No RTS-1191-0809-30 Rev 1



0 dB = 94.8V/m

RTS RIM Testing Services	Document Annex A to Hearing Aid Compatibility RF Emissions Test Report for the BlackBerry® Smartphone model RBW71CW		Page 151(216)
	Author Data Daoud Attayi	Dates of Test Aug 26, Sep 26-27, 2008	Report No RTS-1191-0809-30 Rev 1

Date/Time: 26/08/2008 12:13:27 PM

Test Laboratory: RTS

File Name: [HAC_E_GSM1900_High_Chan.da4](#)

DUT: BlackBerry Smartphone; Type: Sample ; Serial: Not Specified

Program Name: HAC RF ER3D Device

Communication System: GSM 1900; Frequency: 1909.8 MHz; Duty Cycle: 1:8.3

Medium parameters used: $s = 0$ mho/m, $\epsilon_r = 1$; density = 1000 kg/m³

Phantom section: E Device Section

DASY4 Configuration:

- Probe: ER3DV6 - SN2285; ConvF(1, 1, 1); Calibrated: 07/03/2008
- Sensor-Surface: 0mm (Fix Surface) Sensor-Surface: (Fix Surface)
- Electronics: DAE3 Sn472; Calibrated: 05/03/2008
- Phantom: HAC Test Arch; Type: SD HAC P01 BA;
- Measurement SW: DASY4, V4.7 Build 71; Postprocessing SW: SEMCAD, V1.8 Build 184

E Scan - ER3D - 2007: 15 mm from Probe Center to the Device/Hearing Aid Compatibility Test (11x11x1): Measurement grid:

dx=5mm, dy=5mm

Probe Modulation Factor = 1.00

Device Reference Point: 0.000, 0.000, 353.7 mm

Reference Value = 15.6 V/m; Power Drift = -0.010 dB

Maximum value of Total (measured) = 31.4 V/m

E Scan - ER3D - 2007: 15 mm from Probe Center to the

RTS RIM Testing Services	Document Annex A to Hearing Aid Compatibility RF Emissions Test Report for the BlackBerry® Smartphone model RBW71CW		Page 152(216)
	Author Data Daoud Attayi	Dates of Test Aug 26, Sep 26-27, 2008	Report No RTS-1191-0809-30 Rev 1

Device/Hearing Aid Compatibility Test (101x101x1): Measurement

grid: dx=5mm, dy=5mm

Maximum value of peak Total field = 69.1 V/m

Probe Modulation Factor = 2.88

Device Reference Point: 0.000, 0.000, 353.7 mm

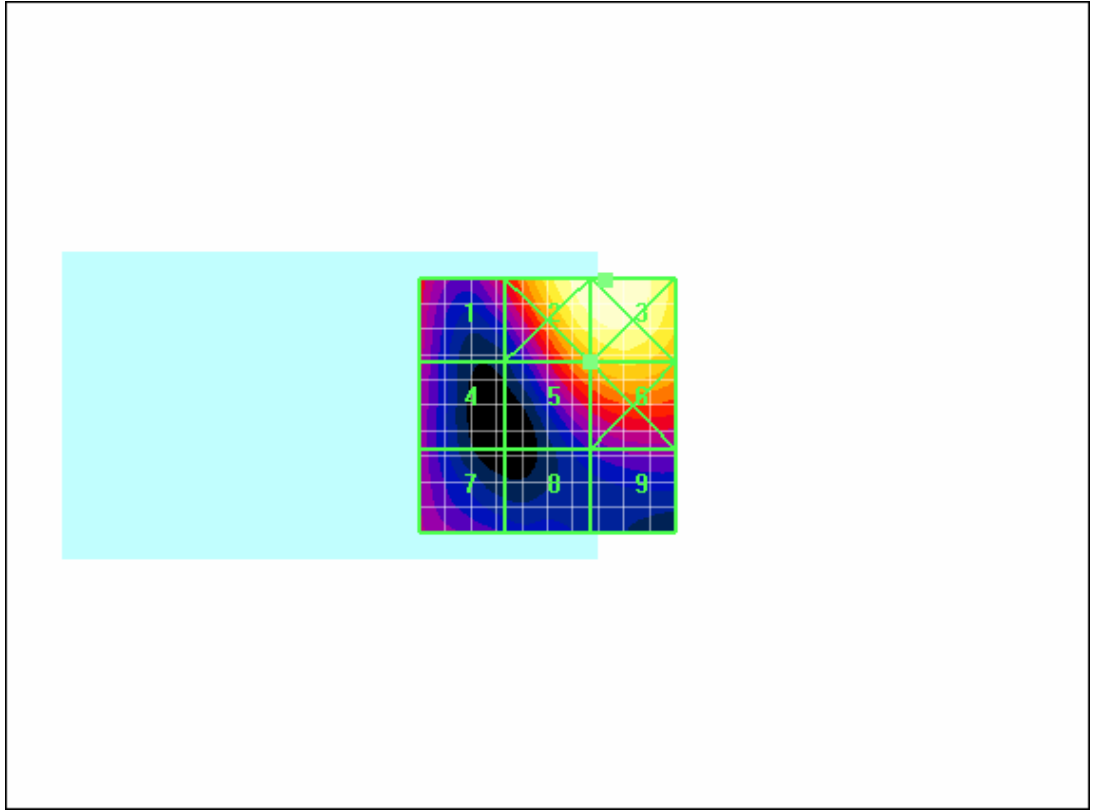
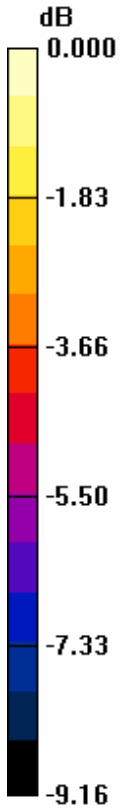
Reference Value = 15.6 V/m; Power Drift = -0.010 dB

Hearing Aid Near-Field Category: M3 (AWF -5 dB)

Peak E-field in V/m

Grid 1 55.2 M 3	Grid 2 89.6 M 2	Grid 3 90.7 M 2
Grid 4 49.7 M 3	Grid 5 69.1 M 3	Grid 6 74.8 M 3
Grid 7 49.1 M 3	Grid 8 42.5 M 4	Grid 9 46.9 M 4

RTS RIM Testing Services	Document Annex A to Hearing Aid Compatibility RF Emissions Test Report for the BlackBerry® Smartphone model RBW71CW		Page 153(216)
	Author Data Daoud Attayi	Dates of Test Aug 26, Sep 26-27, 2008	Report No RTS-1191-0809-30 Rev 1



0 dB = 90.7V/m

RTS RIM Testing Services	Document Annex A to Hearing Aid Compatibility RF Emissions Test Report for the BlackBerry® Smartphone model RBW71CW		Page 154(216)
	Author Data Daoud Attayi	Dates of Test Aug 26, Sep 26-27, 2008	Report No RTS-1191-0809-30 Rev 1

Date/Time: 26/08/2008 4:27:23 PM

Test Laboratory: RTS

File Name: [HAC_E_CDMA1900_Low_Chan.da4](#)

DUT: BlackBerry Smartphone; Type: Sample ; Serial: Not Specified

Program Name: HAC RF ER3D Device

Communication System: CDMA 1900; Frequency: 1851.25 MHz; Duty Cycle: 1:1

Medium parameters used: $s = 0$ mho/m, $\epsilon_r = 1$; density = 1000 kg/m³

Phantom section: E Device Section

DASY4 Configuration:

- Probe: ER3DV6 - SN2285; ConvF(1, 1, 1); Calibrated: 07/03/2008
- Sensor-Surface: 0mm (Fix Surface) Sensor-Surface: (Fix Surface)
- Electronics: DAE3 Sn472; Calibrated: 05/03/2008
- Phantom: HAC Test Arch; Type: SD HAC P01 BA;
- Measurement SW: DASY4, V4.7 Build 71; Postprocessing SW: SEMCAD, V1.8 Build 184

E Scan - ER3D - 2007: 15 mm from Probe Center to the Device/Hearing Aid Compatibility Test (11x11x1): Measurement grid:

dx=5mm, dy=5mm

Probe Modulation Factor = 1.00

Device Reference Point: 0.000, 0.000, 353.7 mm

Reference Value = 23.6 V/m; Power Drift = 0.057 dB

Maximum value of Total (measured) = 42.0 V/m

E Scan - ER3D - 2007: 15 mm from Probe Center to the

RTS RIM Testing Services	Document Annex A to Hearing Aid Compatibility RF Emissions Test Report for the BlackBerry® Smartphone model RBW71CW		Page 155(216)
	Author Data Daoud Attayi	Dates of Test Aug 26, Sep 26-27, 2008	Report No RTS-1191-0809-30 Rev 1

Device/Hearing Aid Compatibility Test (101x101x1): Measurement

grid: dx=5mm, dy=5mm

Maximum value of peak Total field = 28.9 V/m

Probe Modulation Factor = 0.870

Device Reference Point: 0.000, 0.000, 353.7 mm


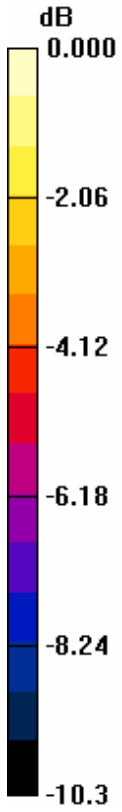
Reference Value = 23.6 V/m; Power Drift = 0.057 dB

Hearing Aid Near-Field Category: M4 (AWF 0 dB)

Peak E-field in V/m

Grid 1 25.8 M 4	Grid 2 36.6 M 4	Grid 3 36.6 M 4
Grid 4 17.1 M 4	Grid 5 28.9 M 4	Grid 6 30.1 M 4
Grid 7 20.3 M 4	Grid 8 17.7 M 4	Grid 9 19.4 M 4

RTS RIM Testing Services	Document Annex A to Hearing Aid Compatibility RF Emissions Test Report for the BlackBerry® Smartphone model RBW71CW	Page 156(216)	
	Author Data Daoud Attayi	Dates of Test Aug 26, Sep 26-27, 2008	Report No RTS-1191-0809-30 Rev 1



0 dB = 36.6V/m

RTS RIM Testing Services	Document Annex A to Hearing Aid Compatibility RF Emissions Test Report for the BlackBerry® Smartphone model RBW71CW		Page 157(216)
	Author Data Daoud Attayi	Dates of Test Aug 26, Sep 26-27, 2008	Report No RTS-1191-0809-30 Rev 1

Date/Time: 26/08/2008 4:34:44 PM

Test Laboratory: RTS

File Name: [HAC_E_CDMA1900_Mid_Chan.da4](#)

DUT: BlackBerry Smartphone; Type: Sample ; Serial: Not Specified

Program Name: HAC RF ER3D Device

Communication System: CDMA 1900; Frequency: 1880 MHz; Duty Cycle: 1:1

Medium parameters used: $s = 0$ mho/m, $\epsilon_r = 1$; density = 1000 kg/m³

Phantom section: E Device Section

DASY4 Configuration:

- Probe: ER3DV6 - SN2285; ConvF(1, 1, 1); Calibrated: 07/03/2008
- Sensor-Surface: 0mm (Fix Surface) Sensor-Surface: (Fix Surface)
- Electronics: DAE3 Sn472; Calibrated: 05/03/2008
- Phantom: HAC Test Arch; Type: SD HAC P01 BA;
- Measurement SW: DASY4, V4.7 Build 71; Postprocessing SW: SEMCAD, V1.8 Build 184

E Scan - ER3D - 2007: 15 mm from Probe Center to the

Device/Hearing Aid Compatibility Test (11x11x1): Measurement grid:

dx=5mm, dy=5mm

Probe Modulation Factor = 1.00

Device Reference Point: 0.000, 0.000, 353.7 mm

Reference Value = 22.9 V/m; Power Drift = 0.180 dB

Maximum value of Total (measured) = 48.0 V/m

E Scan - ER3D - 2007: 15 mm from Probe Center to the

RTS RIM Testing Services	Document Annex A to Hearing Aid Compatibility RF Emissions Test Report for the BlackBerry® Smartphone model RBW71CW		Page 158(216)
	Author Data Daoud Attayi	Dates of Test Aug 26, Sep 26-27, 2008	Report No RTS-1191-0809-30 Rev 1

Device/Hearing Aid Compatibility Test (101x101x1): Measurement

grid: dx=5mm, dy=5mm

Maximum value of peak Total field = 31.9 V/m

Probe Modulation Factor = 0.870

Device Reference Point: 0.000, 0.000, 353.7 mm


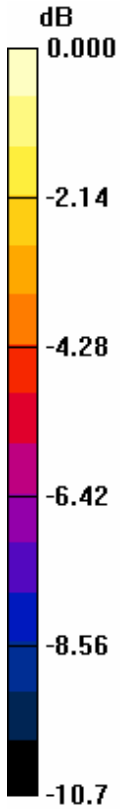
Reference Value = 22.9 V/m; Power Drift = 0.180 dB

Hearing Aid Near-Field Category: M4 (AWF 0 dB)

Peak E-field in V/m

Grid 1 25.7 M 4	Grid 2 41.2 M 4	Grid 3 42.1 M 4
Grid 4 18.7 M 4	Grid 5 31.9 M 4	Grid 6 34.5 M 4
Grid 7 22.9 M 4	Grid 8 19.2 M 4	Grid 9 22.3 M 4

RTS RIM Testing Services	Document	Page	
	Annex A to Hearing Aid Compatibility RF Emissions Test Report for the BlackBerry® Smartphone model RBW71CW	159(216)	
Author Data	Dates of Test	Report No	FCC ID
Daoud Attayi	Aug 26, Sep 26-27, 2008	RTS-1191-0809-30 Rev 1	L6ARBW70CW



0 dB = 42.1V/m

RTS RIM Testing Services	Document Annex A to Hearing Aid Compatibility RF Emissions Test Report for the BlackBerry® Smartphone model RBW71CW		Page 160(216)
	Author Data Daoud Attayi	Dates of Test Aug 26, Sep 26-27, 2008	Report No RTS-1191-0809-30 Rev 1

Date/Time: 26/08/2008 4:42:38 PM

Test Laboratory: RTS

File Name: [HAC_E_CDMA1900_High_Chan.da4](#)

DUT: BlackBerry Smartphone; Type: Sample ; Serial: Not Specified

Program Name: HAC RF ER3D Device

Communication System: CDMA 1900; Frequency: 1908.5 MHz; Duty Cycle: 1:1

Medium parameters used: $s = 0$ mho/m, $\epsilon_r = 1$; density = 1000 kg/m³

Phantom section: E Device Section

DASY4 Configuration:

- Probe: ER3DV6 - SN2285; ConvF(1, 1, 1); Calibrated: 07/03/2008
- Sensor-Surface: 0mm (Fix Surface) Sensor-Surface: (Fix Surface)
- Electronics: DAE3 Sn472; Calibrated: 05/03/2008
- Phantom: HAC Test Arch; Type: SD HAC P01 BA;
- Measurement SW: DASY4, V4.7 Build 71; Postprocessing SW: SEMCAD, V1.8 Build 184

E Scan - ER3D - 2007: 15 mm from Probe Center to the Device/Hearing Aid Compatibility Test (11x11x1): Measurement grid:

dx=5mm, dy=5mm

Probe Modulation Factor = 1.00

Device Reference Point: 0.000, 0.000, 353.7 mm

Reference Value = 23.2 V/m; Power Drift = 0.320 dB

Maximum value of Total (measured) = 44.5 V/m

E Scan - ER3D - 2007: 15 mm from Probe Center to the

RTS RIM Testing Services	Document Annex A to Hearing Aid Compatibility RF Emissions Test Report for the BlackBerry® Smartphone model RBW71CW		Page 161(216)
	Author Data Daoud Attayi	Dates of Test Aug 26, Sep 26-27, 2008	Report No RTS-1191-0809-30 Rev 1

Device/Hearing Aid Compatibility Test (101x101x1): Measurement

grid: dx=5mm, dy=5mm

Maximum value of peak Total field = 30.3 V/m

Probe Modulation Factor = 0.870

Device Reference Point: 0.000, 0.000, 353.7 mm


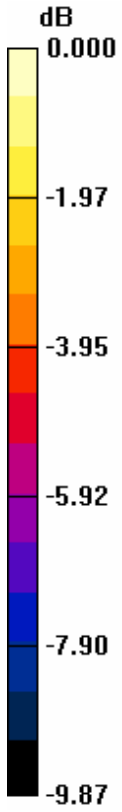
Reference Value = 23.2 V/m; Power Drift = 0.320 dB

Hearing Aid Near-Field Category: M4 (AWF 0 dB)

Peak E-field in V/m

Grid 1 23.8 M 4	Grid 2 38.4 M 4	Grid 3 38.9 M 4
Grid 4 18.8 M 4	Grid 5 30.3 M 4	Grid 6 32.6 M 4
Grid 7 18.9 M 4	Grid 8 18.9 M 4	Grid 9 21.0 M 4

RTS RIM Testing Services	Document Annex A to Hearing Aid Compatibility RF Emissions Test Report for the BlackBerry® Smartphone model RBW71CW	Page 162(216)	
	Author Data Daoud Attayi	Dates of Test Aug 26, Sep 26-27, 2008	Report No RTS-1191-0809-30 Rev 1



0 dB = 38.9V/m

RTS RIM Testing Services	Document Annex A to Hearing Aid Compatibility RF Emissions Test Report for the BlackBerry® Smartphone model RBW71CW		Page 163(216)
	Author Data Daoud Attayi	Dates of Test Aug 26, Sep 26-27, 2008	Report No RTS-1191-0809-30 Rev 1

Date/Time: 29/07/2008 6:31:43 PM

Test Laboratory: RTS

File Name: [HAC_H_GSM850_Low_Chan.da4](#)

DUT: BlackBerry Smartphone; Type: Sample ; Serial: Not Specified

Program Name: HAC RF H3DV6 Device

Communication System: GSM 850; Frequency: 824.2 MHz; Duty Cycle: 1:8.3

Medium parameters used: $s = 0$ mho/m, $\epsilon_r = 1$; density = 1 kg/m³

Phantom section: E Device Section

DASY4 Configuration:

- Probe: H3DV6 - SN6105; ; Calibrated: 09/11/2007
- Sensor-Surface: 0mm (Fix Surface) Sensor-Surface: (Fix Surface)
- Electronics: DAE3 Sn472; Calibrated: 05/03/2008
- Phantom: HAC Test Arch; Type: SD HAC P01 BA;
- Measurement SW: DASY4, V4.7 Build 71; Postprocessing SW: SEMCAD, V1.8 Build 184

H Scan - H3DV6 - 2007: 15 mm from Probe Center to the Device/Hearing Aid Compatibility Test (11x11x1): Measurement grid:

dx=5mm, dy=5mm

Probe Modulation Factor = 1.00

Device Reference Point: 0.000, 0.000, 353.7 mm

Reference Value = 0.072 A/m; Power Drift = 0.136 dB

Maximum value of Total (measured) = 0.140 A/m

H Scan - H3DV6 - 2007: 15 mm from Probe Center to the

RTS RIM Testing Services	Document Annex A to Hearing Aid Compatibility RF Emissions Test Report for the BlackBerry® Smartphone model RBW71CW		Page 164(216)
	Author Data Daoud Attayi	Dates of Test Aug 26, Sep 26-27, 2008	Report No RTS-1191-0809-30 Rev 1

Device/Hearing Aid Compatibility Test (101x101x1): Measurement

grid: dx=5mm, dy=5mm

Maximum value of peak Total field = 0.353 A/m

Probe Modulation Factor = 2.64

Device Reference Point: 0.000, 0.000, 353.7 mm


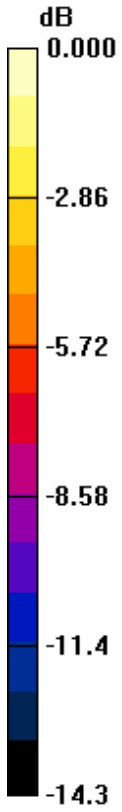
Reference Value = 0.072 A/m; Power Drift = 0.136 dB

Hearing Aid Near-Field Category: M4 (AWF -5 dB)

Peak H-field in A/m

Grid 1 0.370 M 4	Grid 2 0.254 M 4	Grid 3 0.158 M 4
Grid 4 0.347 M 4	Grid 5 0.240 M 4	Grid 6 0.143 M 4
Grid 7 0.353 M 4	Grid 8 0.240 M 4	Grid 9 0.134 M 4

RTS RIM Testing Services	Document Annex A to Hearing Aid Compatibility RF Emissions Test Report for the BlackBerry® Smartphone model RBW71CW		Page 165(216)
	Author Data Daoud Attayi	Dates of Test Aug 26, Sep 26-27, 2008	Report No RTS-1191-0809-30 Rev 1



0 dB = 0.370A/m

RTS RIM Testing Services	Document Annex A to Hearing Aid Compatibility RF Emissions Test Report for the BlackBerry® Smartphone model RBW71CW		Page 166(216)
	Author Data Daoud Attayi	Dates of Test Aug 26, Sep 26-27, 2008	Report No RTS-1191-0809-30 Rev 1

Date/Time: 26/08/2008 1:59:35 PM

Test Laboratory: RTS

File Name: [HAC_H_GSM850_Mid_Chan.da4](#)

DUT: BlackBerry Smartphone; Type: Sample ; Serial: Not Specified

Program Name: HAC RF H3DV6 Device

Communication System: GSM 850; Frequency: 836.8 MHz; Duty Cycle: 1:8.3

Medium parameters used: $s = 0$ mho/m, $\epsilon_r = 1$; density = 1 kg/m³

Phantom section: E Device Section

DASY4 Configuration:

- Probe: H3DV6 - SN6105; ; Calibrated: 09/11/2007
- Sensor-Surface: 0mm (Fix Surface) Sensor-Surface: (Fix Surface)
- Electronics: DAE3 Sn472; Calibrated: 05/03/2008
- Phantom: HAC Test Arch; Type: SD HAC P01 BA;
- Measurement SW: DASY4, V4.7 Build 71; Postprocessing SW: SEMCAD, V1.8 Build 184

H Scan - H3DV6 - 2007: 15 mm from Probe Center to the Device/Hearing Aid Compatibility Test (11x11x1): Measurement grid:

dx=5mm, dy=5mm

Probe Modulation Factor = 1.00

Device Reference Point: 0.000, 0.000, 353.7 mm

Reference Value = 0.088 A/m; Power Drift = 0.037 dB

Maximum value of Total (measured) = 0.147 A/m

H Scan - H3DV6 - 2007: 15 mm from Probe Center to the

RTS RIM Testing Services	Document Annex A to Hearing Aid Compatibility RF Emissions Test Report for the BlackBerry® Smartphone model RBW71CW		Page 167(216)
	Author Data Daoud Attayi	Dates of Test Aug 26, Sep 26-27, 2008	Report No RTS-1191-0809-30 Rev 1

Device/Hearing Aid Compatibility Test (101x101x1): Measurement

grid: dx=5mm, dy=5mm

Maximum value of peak Total field = 0.350 A/m

Probe Modulation Factor = 2.64

Device Reference Point: 0.000, 0.000, 353.7 mm


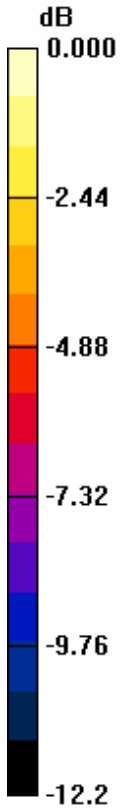
Reference Value = 0.088 A/m; Power Drift = 0.037 dB

Hearing Aid Near-Field Category: M4 (AWF -5 dB)

Peak H-field in A/m

Grid 1 0.387 M 4	Grid 2 0.296 M 4	Grid 3 0.208 M 4
Grid 4 0.358 M 4	Grid 5 0.275 M 4	Grid 6 0.194 M 4
Grid 7 0.350 M 4	Grid 8 0.264 M 4	Grid 9 0.178 M 4

RTS RIM Testing Services	Document Annex A to Hearing Aid Compatibility RF Emissions Test Report for the BlackBerry® Smartphone model RBW71CW		Page 168(216)
	Author Data Daoud Attayi	Dates of Test Aug 26, Sep 26-27, 2008	Report No RTS-1191-0809-30 Rev 1



0 dB = 0.387A/m

RTS RIM Testing Services	Document Annex A to Hearing Aid Compatibility RF Emissions Test Report for the BlackBerry® Smartphone model RBW71CW		Page 169(216)
	Author Data Daoud Attayi	Dates of Test Aug 26, Sep 26-27, 2008	Report No RTS-1191-0809-30 Rev 1

Date/Time: 26/08/2008 2:08:13 PM

Test Laboratory: RTS

File Name: [HAC_H_GSM850_High_Chan.da4](#)

DUT: BlackBerry Smartphone; Type: Sample ; Serial: Not Specified

Program Name: HAC RF H3DV6 Device

Communication System: GSM 850; Frequency: 848.8 MHz; Duty Cycle: 1:8.3

Medium parameters used: $s = 0$ mho/m, $\epsilon_r = 1$; density = 1 kg/m³

Phantom section: E Device Section

DASY4 Configuration:

- Probe: H3DV6 - SN6105; ; Calibrated: 09/11/2007
- Sensor-Surface: 0mm (Fix Surface) Sensor-Surface: (Fix Surface)
- Electronics: DAE3 Sn472; Calibrated: 05/03/2008
- Phantom: HAC Test Arch; Type: SD HAC P01 BA;
- Measurement SW: DASY4, V4.7 Build 71; Postprocessing SW: SEMCAD, V1.8 Build 184

H Scan - H3DV6 - 2007: 15 mm from Probe Center to the Device/Hearing Aid Compatibility Test (11x11x1): Measurement grid:

dx=5mm, dy=5mm

Probe Modulation Factor = 1.00

Device Reference Point: 0.000, 0.000, 353.7 mm

Reference Value = 0.094 A/m; Power Drift = 0.015 dB

Maximum value of Total (measured) = 0.149 A/m

H Scan - H3DV6 - 2007: 15 mm from Probe Center to the

RTS RIM Testing Services	Document Annex A to Hearing Aid Compatibility RF Emissions Test Report for the BlackBerry® Smartphone model RBW71CW		Page 170(216)
	Author Data Daoud Attayi	Dates of Test Aug 26, Sep 26-27, 2008	Report No RTS-1191-0809-30 Rev 1

Device/Hearing Aid Compatibility Test (101x101x1): Measurement

grid: dx=5mm, dy=5mm

Maximum value of peak Total field = 0.377 A/m

Probe Modulation Factor = 2.64

Device Reference Point: 0.000, 0.000, 353.7 mm


Reference Value = 0.094 A/m; Power Drift = 0.015 dB

Hearing Aid Near-Field Category: M4 (AWF -5 dB)

Peak H-field in A/m

Grid 1 0.395 M 4	Grid 2 0.298 M 4	Grid 3 0.208 M 4
Grid 4 0.369 M 4	Grid 5 0.286 M 4	Grid 6 0.200 M 4
Grid 7 0.377 M 4	Grid 8 0.291 M 4	Grid 9 0.197 M 4

RTS RIM Testing Services	Document Annex A to Hearing Aid Compatibility RF Emissions Test Report for the BlackBerry® Smartphone model RBW71CW		Page 171(216)
	Author Data Daoud Attayi	Dates of Test Aug 26, Sep 26-27, 2008	Report No RTS-1191-0809-30 Rev 1



0 dB = 0.395A/m

RTS RIM Testing Services	Document Annex A to Hearing Aid Compatibility RF Emissions Test Report for the BlackBerry® Smartphone model RBW71CW		Page 172(216)
	Author Data Daoud Attayi	Dates of Test Aug 26, Sep 26-27, 2008	Report No RTS-1191-0809-30 Rev 1

Date/Time: 27/09/2008 10:51:14 AM

Test Laboratory: RTS

File Name: [HAC_H_GSM850_High_Chan_Rev4.da4](#)

DUT: BlackBerry Smartphone; Type: Sample ; Serial: Not Specified

Program Name: HAC RF H3DV6 Device

Communication System: GSM 850; Frequency: 848.8 MHz; Duty Cycle: 1:8.3

Medium parameters used: $s = 0$ mho/m, $\epsilon_r = 1$; density = 1 kg/m³

Phantom section: E Device Section

DASY4 Configuration:

- Probe: H3DV6 - SN6105; ; Calibrated: 09/11/2007
- Sensor-Surface: 0mm (Fix Surface) Sensor-Surface: (Fix Surface)
- Electronics: DAE3 Sn472; Calibrated: 05/03/2008
- Phantom: HAC Test Arch; Type: SD HAC P01 BA;
- Measurement SW: DASY4, V4.7 Build 71; Postprocessing SW: SEMCAD, V1.8 Build 184

H Scan - H3DV6 - 2007: 15 mm from Probe Center to the Device/Hearing Aid Compatibility Test (11x11x1): Measurement grid:

dx=5mm, dy=5mm

Probe Modulation Factor = 1.00

Device Reference Point: 0.000, 0.000, 353.7 mm

Reference Value = 0.088 A/m; Power Drift = 0.076 dB

Maximum value of Total (measured) = 0.141 A/m

H Scan - H3DV6 - 2007: 15 mm from Probe Center to the

RTS RIM Testing Services	Document Annex A to Hearing Aid Compatibility RF Emissions Test Report for the BlackBerry® Smartphone model RBW71CW		Page 173(216)
	Author Data Daoud Attayi	Dates of Test Aug 26, Sep 26-27, 2008	Report No RTS-1191-0809-30 Rev 1

Device/Hearing Aid Compatibility Test (101x101x1): Measurement

grid: dx=5mm, dy=5mm

Maximum value of peak Total field = 0.371 A/m

Probe Modulation Factor = 2.64

Device Reference Point: 0.000, 0.000, 353.7 mm


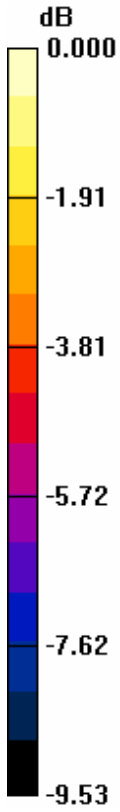
Reference Value = 0.088 A/m; Power Drift = 0.076 dB

Hearing Aid Near-Field Category: M4 (AWF -5 dB)

Peak H-field in A/m

Grid 1 0.371 M 4	Grid 2 0.282 M 4	Grid 3 0.196 M 4
Grid 4 0.352 M 4	Grid 5 0.273 M 4	Grid 6 0.191 M 4
Grid 7 0.353 M 4	Grid 8 0.278 M 4	Grid 9 0.187 M 4

RTS RIM Testing Services	Document Annex A to Hearing Aid Compatibility RF Emissions Test Report for the BlackBerry® Smartphone model RBW71CW		Page 174(216)
	Author Data Daoud Attayi	Dates of Test Aug 26, Sep 26-27, 2008	Report No RTS-1191-0809-30 Rev 1



0 dB = 0.371A/m

RTS RIM Testing Services	Document Annex A to Hearing Aid Compatibility RF Emissions Test Report for the BlackBerry® Smartphone model RBW71CW		Page 175(216)
	Author Data Daoud Attayi	Dates of Test Aug 26, Sep 26-27, 2008	Report No RTS-1191-0809-30 Rev 1

Date/Time: 26/08/2008 3:33:07 PM

Test Laboratory: RTS

File Name: [HAC_H_CDMA800_Low_Chan.da4](#)

DUT: BlackBerry Smartphone; Type: Sample ; Serial: Not Specified

Program Name: HAC RF H3DV6 Device

Communication System: CDMA 800; Frequency: 824.7 MHz; Duty Cycle: 1:1

Medium parameters used: $s = 0$ mho/m, $\epsilon_r = 1$; density = 1 kg/m³

Phantom section: E Device Section

DASY4 Configuration:

- Probe: H3DV6 - SN6105; ; Calibrated: 09/11/2007
- Sensor-Surface: 0mm (Fix Surface) Sensor-Surface: (Fix Surface)
- Electronics: DAE3 Sn472; Calibrated: 05/03/2008
- Phantom: HAC Test Arch; Type: SD HAC P01 BA;
- Measurement SW: DASY4, V4.7 Build 71; Postprocessing SW: SEMCAD, V1.8 Build 184

H Scan - H3DV6 - 2007: 15 mm from Probe Center to the

Device/Hearing Aid Compatibility Test (11x11x1): Measurement grid:

dx=5mm, dy=5mm

Probe Modulation Factor = 1.00

Device Reference Point: 0.000, 0.000, 353.7 mm

Reference Value = 0.070 A/m; Power Drift = 0.030 dB

Maximum value of Total (measured) = 0.124 A/m

RTS RIM Testing Services	Document Annex A to Hearing Aid Compatibility RF Emissions Test Report for the BlackBerry® Smartphone model RBW71CW		Page 176(216)
	Author Data Daoud Attayi	Dates of Test Aug 26, Sep 26-27, 2008	Report No RTS-1191-0809-30 Rev 1

H Scan - H3DV6 - 2007: 15 mm from Probe Center to the Device/Hearing Aid Compatibility Test (101x101x1): Measurement

grid: dx=5mm, dy=5mm

Maximum value of peak Total field = 0.108 A/m

Probe Modulation Factor = 0.970

Device Reference Point: 0.000, 0.000, 353.7 mm


Reference Value = 0.070 A/m; Power Drift = 0.030 dB

Hearing Aid Near-Field Category: M4 (AWF 0 dB)

Peak H-field in A/m

Grid 1 0.120 M 4	Grid 2 0.085 M 4	Grid 3 0.059 M 4
Grid 4 0.110 M 4	Grid 5 0.080 M 4	Grid 6 0.055 M 4
Grid 7 0.108 M 4	Grid 8 0.078 M 4	Grid 9 0.051 M 4

RTS RIM Testing Services	Document Annex A to Hearing Aid Compatibility RF Emissions Test Report for the BlackBerry® Smartphone model RBW71CW	Page 177(216)	
	Author Data Daoud Attayi	Dates of Test Aug 26, Sep 26-27, 2008	Report No RTS-1191-0809-30 Rev 1



0 dB = 0.120A/m

RTS RIM Testing Services	Document Annex A to Hearing Aid Compatibility RF Emissions Test Report for the BlackBerry® Smartphone model RBW71CW		Page 178(216)
	Author Data Daoud Attayi	Dates of Test Aug 26, Sep 26-27, 2008	Report No RTS-1191-0809-30 Rev 1

Date/Time: 26/08/2008 3:40:49 PM

Test Laboratory: RTS

File Name: [HAC_H_CDMA800_Mid_Chan.da4](#)

DUT: BlackBerry Smartphone; Type: Sample ; Serial: Not Specified

Program Name: HAC RF H3DV6 Device

Communication System: CDMA 800; Frequency: 824.7 MHz; Duty Cycle: 1:1

Medium parameters used: $s = 0$ mho/m, $\epsilon_r = 1$; density = 1 kg/m³

Phantom section: E Device Section

DASY4 Configuration:

- Probe: H3DV6 - SN6105; ; Calibrated: 09/11/2007
- Sensor-Surface: 0mm (Fix Surface) Sensor-Surface: (Fix Surface)
- Electronics: DAE3 Sn472; Calibrated: 05/03/2008
- Phantom: HAC Test Arch; Type: SD HAC P01 BA;
- Measurement SW: DASY4, V4.7 Build 71; Postprocessing SW: SEMCAD, V1.8 Build 184

H Scan - H3DV6 - 2007: 15 mm from Probe Center to the Device/Hearing Aid Compatibility Test (11x11x1): Measurement grid:

dx=5mm, dy=5mm

Probe Modulation Factor = 1.00

Device Reference Point: 0.000, 0.000, 353.7 mm

Reference Value = 0.085 A/m; Power Drift = -0.044 dB

Maximum value of Total (measured) = 0.138 A/m

H Scan - H3DV6 - 2007: 15 mm from Probe Center to the

RTS RIM Testing Services	Document Annex A to Hearing Aid Compatibility RF Emissions Test Report for the BlackBerry® Smartphone model RBW71CW		Page 179(216)
	Author Data Daoud Attayi	Dates of Test Aug 26, Sep 26-27, 2008	Report No RTS-1191-0809-30 Rev 1

Device/Hearing Aid Compatibility Test (101x101x1): Measurement

grid: dx=5mm, dy=5mm

Maximum value of peak Total field = 0.122 A/m

Probe Modulation Factor = 0.970

Device Reference Point: 0.000, 0.000, 353.7 mm


Reference Value = 0.085 A/m; Power Drift = -0.044 dB

Hearing Aid Near-Field Category: M4 (AWF 0 dB)

Peak H-field in A/m

Grid 1 0.134 M 4	Grid 2 0.104 M 4	Grid 3 0.075 M 4
Grid 4 0.122 M 4	Grid 5 0.096 M 4	Grid 6 0.069 M 4
Grid 7 0.122 M 4	Grid 8 0.093 M 4	Grid 9 0.063 M 4

RTS RIM Testing Services	Document Annex A to Hearing Aid Compatibility RF Emissions Test Report for the BlackBerry® Smartphone model RBW71CW		Page 180(216)
	Author Data Daoud Attayi	Dates of Test Aug 26, Sep 26-27, 2008	Report No RTS-1191-0809-30 Rev 1



0 dB = 0.134A/m

RTS RIM Testing Services	Document Annex A to Hearing Aid Compatibility RF Emissions Test Report for the BlackBerry® Smartphone model RBW71CW		Page 181(216)
	Author Data Daoud Attayi	Dates of Test Aug 26, Sep 26-27, 2008	Report No RTS-1191-0809-30 Rev 1

Date/Time: 26/08/2008 3:48:23 PM

Test Laboratory: RTS

File Name: [HAC_H_CDMA800_High_Chan.da4](#)

DUT: BlackBerry Smartphone; Type: Sample ; Serial: Not Specified

Program Name: HAC RF H3DV6 Device

Communication System: CDMA 800; Frequency: 848.52 MHz; Duty Cycle: 1:1

Medium parameters used: $s = 0$ mho/m, $\epsilon_r = 1$; density = 1 kg/m³

Phantom section: E Device Section

DASY4 Configuration:

- Probe: H3DV6 - SN6105; ; Calibrated: 09/11/2007
- Sensor-Surface: 0mm (Fix Surface) Sensor-Surface: (Fix Surface)
- Electronics: DAE3 Sn472; Calibrated: 05/03/2008
- Phantom: HAC Test Arch; Type: SD HAC P01 BA;
- Measurement SW: DASY4, V4.7 Build 71; Postprocessing SW: SEMCAD, V1.8 Build 184

H Scan - H3DV6 - 2007: 15 mm from Probe Center to the Device/Hearing Aid Compatibility Test (11x11x1): Measurement grid:

dx=5mm, dy=5mm

Probe Modulation Factor = 1.00

Device Reference Point: 0.000, 0.000, 353.7 mm

Reference Value = 0.083 A/m; Power Drift = -0.157 dB

Maximum value of Total (measured) = 0.135 A/m

H Scan - H3DV6 - 2007: 15 mm from Probe Center to the

RTS RIM Testing Services	Document Annex A to Hearing Aid Compatibility RF Emissions Test Report for the BlackBerry® Smartphone model RBW71CW		Page 182(216)
	Author Data Daoud Attayi	Dates of Test Aug 26, Sep 26-27, 2008	Report No RTS-1191-0809-30 Rev 1

Device/Hearing Aid Compatibility Test (101x101x1): Measurement

grid: dx=5mm, dy=5mm

Maximum value of peak Total field = 0.127 A/m

Probe Modulation Factor = 0.970

Device Reference Point: 0.000, 0.000, 353.7 mm

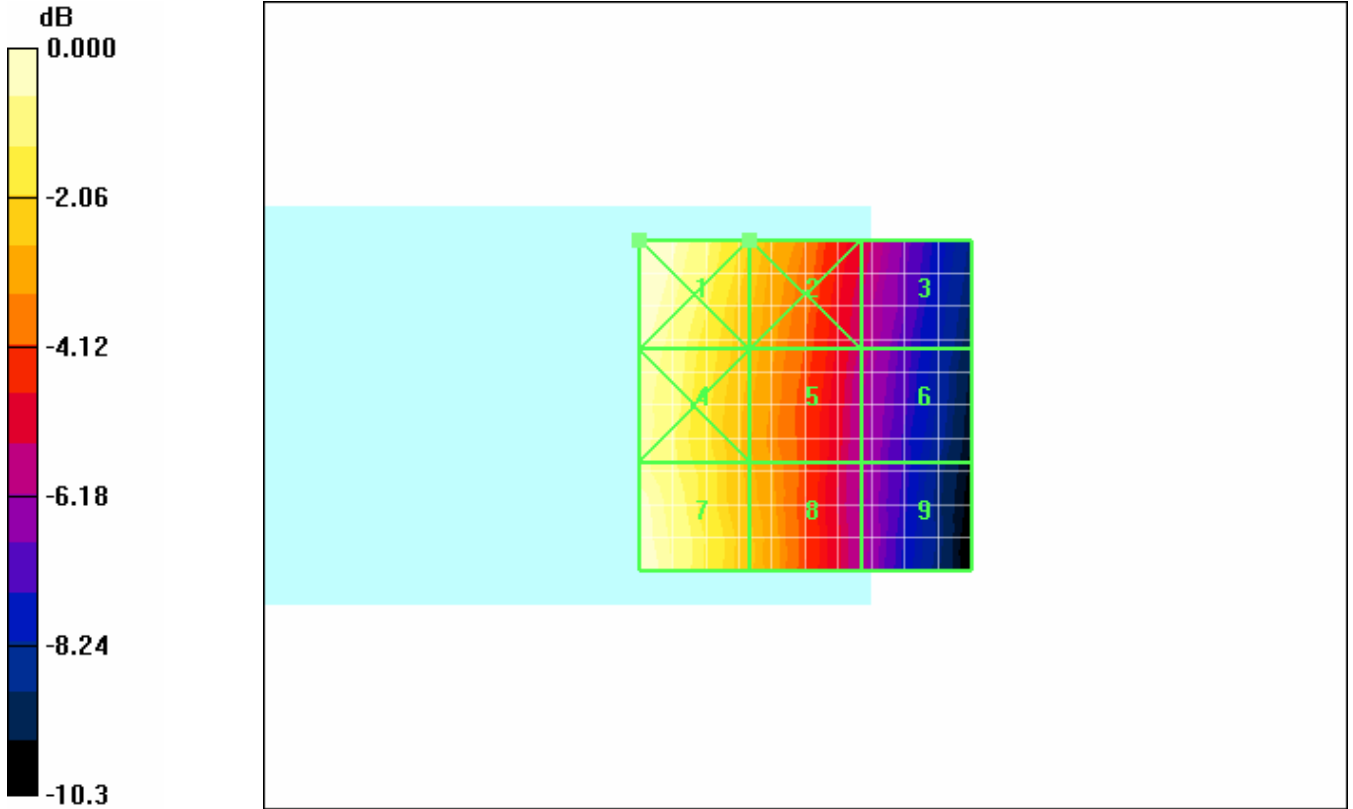
Reference Value = 0.083 A/m; Power Drift = -0.157 dB

Hearing Aid Near-Field Category: M4 (AWF 0 dB)

Peak H-field in A/m

Grid 1 0.131 M 4	Grid 2 0.101 M 4	Grid 3 0.070 M 4
Grid 4 0.122 M 4	Grid 5 0.096 M 4	Grid 6 0.067 M 4
Grid 7 0.127 M 4	Grid 8 0.097 M 4	Grid 9 0.064 M 4

RTS RIM Testing Services	Document Annex A to Hearing Aid Compatibility RF Emissions Test Report for the BlackBerry® Smartphone model RBW71CW		Page 183(216)
	Author Data Daoud Attayi	Dates of Test Aug 26, Sep 26-27, 2008	Report No RTS-1191-0809-30 Rev 1



0 dB = 0.131A/m

RTS RIM Testing Services	Document Annex A to Hearing Aid Compatibility RF Emissions Test Report for the BlackBerry® Smartphone model RBW71CW		Page 184(216)
	Author Data Daoud Attayi	Dates of Test Aug 26, Sep 26-27, 2008	Report No RTS-1191-0809-30 Rev 1

Date/Time: 26/08/2008 2:17:29 PM

Test Laboratory: RTS

File Name: [HAC_H_GSM1900_Low_Chan.da4](#)

DUT: BlackBerry Smartphone; Type: Sample ; Serial: Not Specified

Program Name: HAC RF H3DV6 Device

Communication System: GSM 1900; Frequency: 1850.2 MHz; Duty Cycle: 1:8.3

Medium parameters used: $s = 0$ mho/m, $\epsilon_r = 1$; density = 1 kg/m³

Phantom section: E Device Section

DASY4 Configuration:

- Probe: H3DV6 - SN6105; ; Calibrated: 09/11/2007
- Sensor-Surface: 0mm (Fix Surface) Sensor-Surface: (Fix Surface)
- Electronics: DAE3 Sn472; Calibrated: 05/03/2008
- Phantom: HAC Test Arch; Type: SD HAC P01 BA;
- Measurement SW: DASY4, V4.7 Build 71; Postprocessing SW: SEMCAD, V1.8 Build 184

H Scan - H3DV6 - 2007: 15 mm from Probe Center to the Device/Hearing Aid Compatibility Test (11x11x1): Measurement grid:

dx=5mm, dy=5mm

Probe Modulation Factor = 1.00

Device Reference Point: 0.000, 0.000, 353.7 mm

Reference Value = 0.070 A/m; Power Drift = 0.029 dB

Maximum value of Total (measured) = 0.110 A/m

H Scan - H3DV6 - 2007: 15 mm from Probe Center to the

RTS RIM Testing Services	Document Annex A to Hearing Aid Compatibility RF Emissions Test Report for the BlackBerry® Smartphone model RBW71CW		Page 185(216)
	Author Data Daoud Attayi	Dates of Test Aug 26, Sep 26-27, 2008	Report No RTS-1191-0809-30 Rev 1

Device/Hearing Aid Compatibility Test (101x101x1): Measurement

grid: dx=5mm, dy=5mm

Maximum value of peak Total field = 0.198 A/m

Probe Modulation Factor = 2.53

Device Reference Point: 0.000, 0.000, 353.7 mm

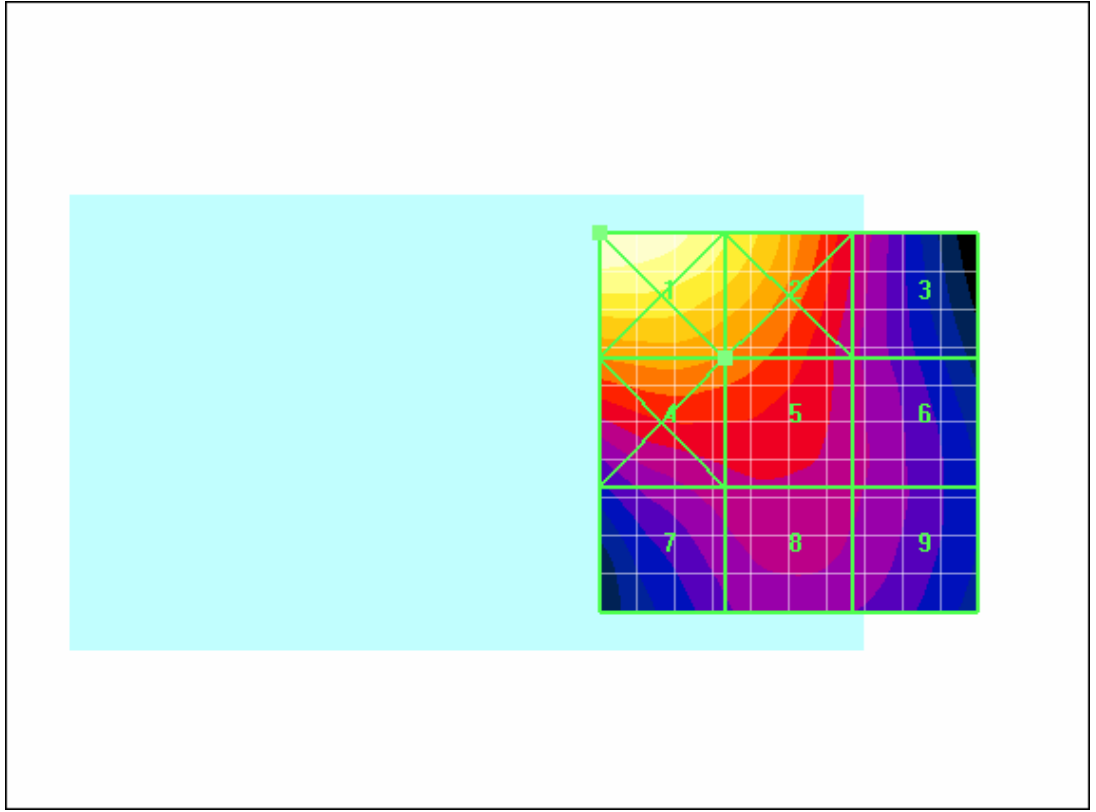
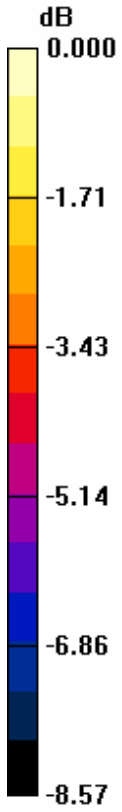
Reference Value = 0.070 A/m; Power Drift = 0.029 dB

Hearing Aid Near-Field Category: M3 (AWF -5 dB)

Peak H-field in A/m

Grid 1 0.277 M 2	Grid 2 0.245 M 3	Grid 3 0.165 M 3
Grid 4 0.205 M 3	Grid 5 0.198 M 3	Grid 6 0.158 M 3
Grid 7 0.160 M 3	Grid 8 0.163 M 3	Grid 9 0.156 M 3

RTS RIM Testing Services	Document Annex A to Hearing Aid Compatibility RF Emissions Test Report for the BlackBerry® Smartphone model RBW71CW		Page 186(216)
	Author Data Daoud Attayi	Dates of Test Aug 26, Sep 26-27, 2008	Report No RTS-1191-0809-30 Rev 1



0 dB = 0.277A/m

RTS RIM Testing Services	Document Annex A to Hearing Aid Compatibility RF Emissions Test Report for the BlackBerry® Smartphone model RBW71CW		Page 187(216)
	Author Data Daoud Attayi	Dates of Test Aug 26, Sep 26-27, 2008	Report No RTS-1191-0809-30 Rev 1

Date/Time: 26/08/2008 2:25:07 PM

Test Laboratory: RTS

File Name: [HAC_H_GSM1900_Mid_Chan.da4](#)

DUT: BlackBerry Smartphone; Type: Sample ; Serial: Not Specified

Program Name: HAC RF H3DV6 Device

Communication System: GSM 1900; Frequency: 1880 MHz; Duty Cycle: 1:8.3

Medium parameters used: $s = 0$ mho/m, $\epsilon_r = 1$; density = 1 kg/m³

Phantom section: E Device Section

DASY4 Configuration:

- Probe: H3DV6 - SN6105; ; Calibrated: 09/11/2007
- Sensor-Surface: 0mm (Fix Surface) Sensor-Surface: (Fix Surface)
- Electronics: DAE3 Sn472; Calibrated: 05/03/2008
- Phantom: HAC Test Arch; Type: SD HAC P01 BA;
- Measurement SW: DASY4, V4.7 Build 71; Postprocessing SW: SEMCAD, V1.8 Build 184

H Scan - H3DV6 - 2007: 15 mm from Probe Center to the Device/Hearing Aid Compatibility Test (11x11x1): Measurement grid:

dx=5mm, dy=5mm

Probe Modulation Factor = 1.00

Device Reference Point: 0.000, 0.000, 353.7 mm

Reference Value = 0.070 A/m; Power Drift = -0.017 dB

Maximum value of Total (measured) = 0.108 A/m

H Scan - H3DV6 - 2007: 15 mm from Probe Center to the

RTS RIM Testing Services	Document Annex A to Hearing Aid Compatibility RF Emissions Test Report for the BlackBerry® Smartphone model RBW71CW		Page 188(216)
	Author Data Daoud Attayi	Dates of Test Aug 26, Sep 26-27, 2008	Report No RTS-1191-0809-30 Rev 1

Device/Hearing Aid Compatibility Test (101x101x1): Measurement

grid: dx=5mm, dy=5mm

Maximum value of peak Total field = 0.195 A/m

Probe Modulation Factor = 2.53

Device Reference Point: 0.000, 0.000, 353.7 mm

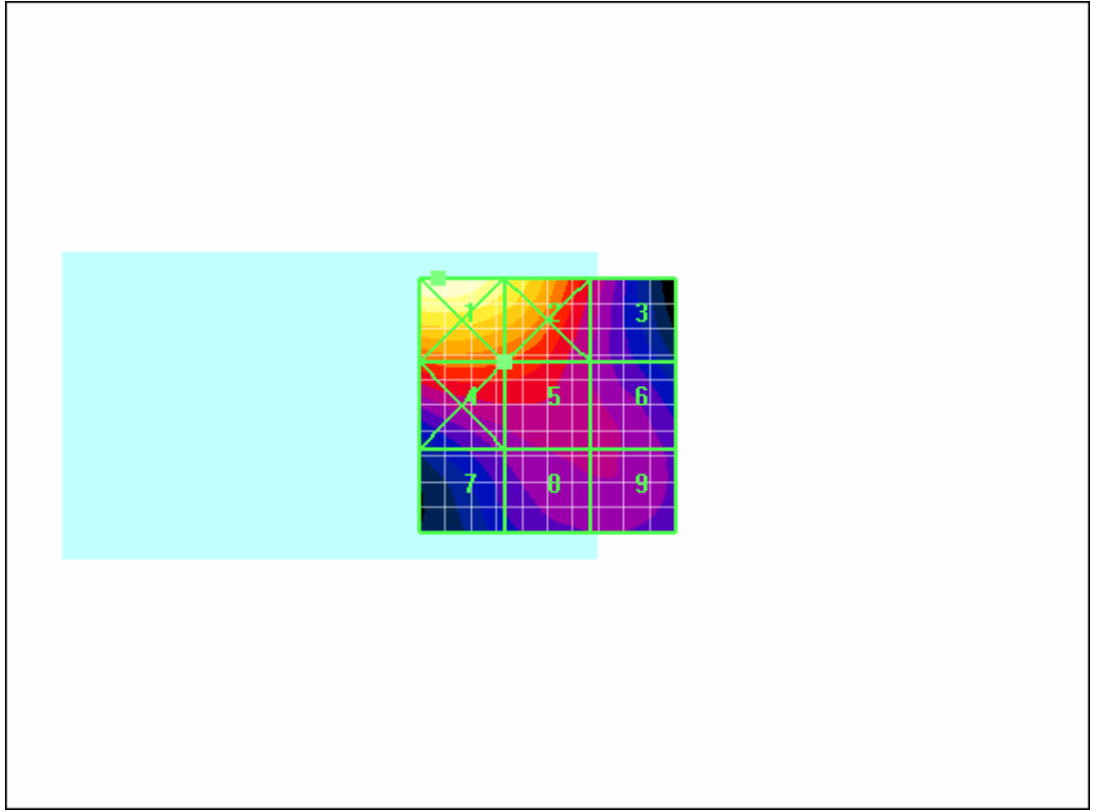
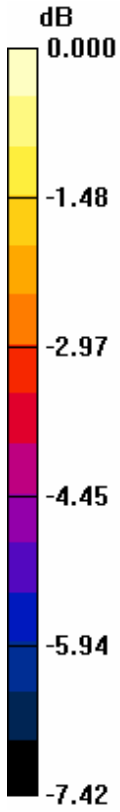
Reference Value = 0.070 A/m; Power Drift = -0.017 dB

Hearing Aid Near-Field Category: M3 (AWF -5 dB)

Peak H-field in A/m

Grid 1 0.273 M 2	Grid 2 0.249 M 3	Grid 3 0.176 M 3
Grid 4 0.199 M 3	Grid 5 0.195 M 3	Grid 6 0.167 M 3
Grid 7 0.158 M 3	Grid 8 0.166 M 3	Grid 9 0.166 M 3

RTS RIM Testing Services	Document Annex A to Hearing Aid Compatibility RF Emissions Test Report for the BlackBerry® Smartphone model RBW71CW		Page 189(216)
	Author Data Daoud Attayi	Dates of Test Aug 26, Sep 26-27, 2008	Report No RTS-1191-0809-30 Rev 1



0 dB = 0.273A/m

RTS RIM Testing Services	Document Annex A to Hearing Aid Compatibility RF Emissions Test Report for the BlackBerry® Smartphone model RBW71CW		Page 190(216)
	Author Data Daoud Attayi	Dates of Test Aug 26, Sep 26-27, 2008	Report No RTS-1191-0809-30 Rev 1

Date/Time: 27/09/2008 10:59:01 AM

Test Laboratory: RTS

File Name: [HAC_H_GSM1900_Mid_Chan_Rev4.da4](#)

DUT: BlackBerry Smartphone; Type: Sample ; Serial: Not Specified

Program Name: HAC RF H3DV6 Device

Communication System: GSM 1900; Frequency: 1880 MHz; Duty Cycle: 1:8.3

Medium parameters used: $s = 0$ mho/m, $\epsilon_r = 1$; density = 1 kg/m³

Phantom section: E Device Section

DASY4 Configuration:

- Probe: H3DV6 - SN6105; ; Calibrated: 09/11/2007
- Sensor-Surface: 0mm (Fix Surface) Sensor-Surface: (Fix Surface)
- Electronics: DAE3 Sn472; Calibrated: 05/03/2008
- Phantom: HAC Test Arch; Type: SD HAC P01 BA;
- Measurement SW: DASY4, V4.7 Build 71; Postprocessing SW: SEMCAD, V1.8 Build 184

H Scan - H3DV6 - 2007: 15 mm from Probe Center to the Device/Hearing Aid Compatibility Test (11x11x1): Measurement grid:

dx=5mm, dy=5mm

Probe Modulation Factor = 1.00

Device Reference Point: 0.000, 0.000, 353.7 mm

Reference Value = 0.068 A/m; Power Drift = 0.114 dB

Maximum value of Total (measured) = 0.101 A/m

H Scan - H3DV6 - 2007: 15 mm from Probe Center to the

RTS RIM Testing Services	Document Annex A to Hearing Aid Compatibility RF Emissions Test Report for the BlackBerry® Smartphone model RBW71CW		Page 191(216)
	Author Data Daoud Attayi	Dates of Test Aug 26, Sep 26-27, 2008	Report No RTS-1191-0809-30 Rev 1

Device/Hearing Aid Compatibility Test (101x101x1): Measurement

grid: dx=5mm, dy=5mm

Maximum value of peak Total field = 0.191 A/m

Probe Modulation Factor = 2.53

Device Reference Point: 0.000, 0.000, 353.7 mm

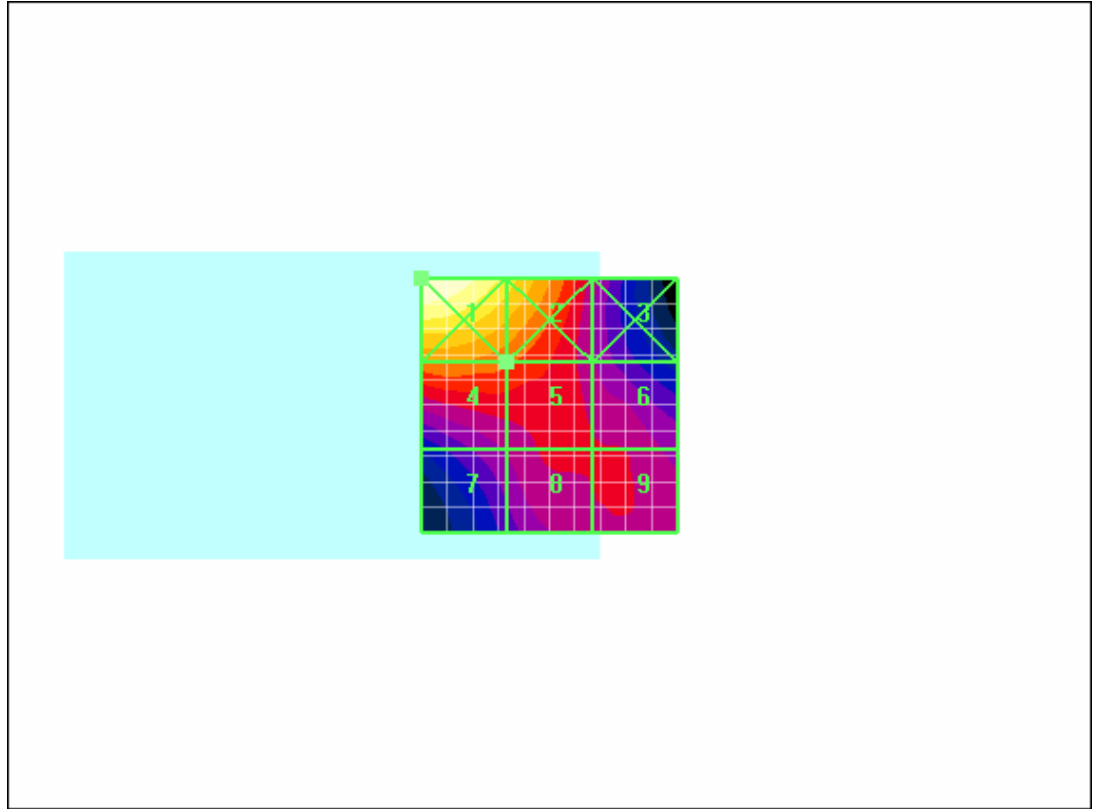
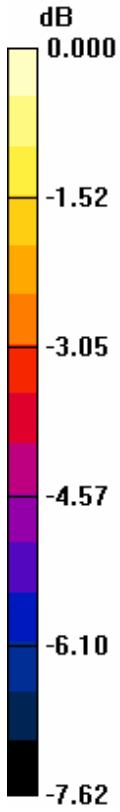
Reference Value = 0.068 A/m; Power Drift = 0.114 dB

Hearing Aid Near-Field Category: M3 (AWF -5 dB)

Peak H-field in A/m

Grid 1 0.255 M 2	Grid 2 0.222 M 3	Grid 3 0.156 M 3
Grid 4 0.191 M 3	Grid 5 0.182 M 3	Grid 6 0.161 M 3
Grid 7 0.152 M 3	Grid 8 0.164 M 3	Grid 9 0.162 M 3

RTS RIM Testing Services	Document Annex A to Hearing Aid Compatibility RF Emissions Test Report for the BlackBerry® Smartphone model RBW71CW	Page 192(216)	
	Author Data Daoud Attayi	Dates of Test Aug 26, Sep 26-27, 2008	Report No RTS-1191-0809-30 Rev 1



0 dB = 0.255A/m

RTS RIM Testing Services	Document Annex A to Hearing Aid Compatibility RF Emissions Test Report for the BlackBerry® Smartphone model RBW71CW		Page 193(216)
	Author Data Daoud Attayi	Dates of Test Aug 26, Sep 26-27, 2008	Report No RTS-1191-0809-30 Rev 1

Date/Time: 26/08/2008 2:37:10 PM

Test Laboratory: RTS

File Name: [HAC_H_GSM1900_High_Chan.da4](#)

DUT: BlackBerry Smartphone; Type: Sample ; Serial: Not Specified

Program Name: HAC RF H3DV6 Device

Communication System: GSM 1900; Frequency: 1909.8 MHz; Duty Cycle: 1:8.3

Medium parameters used: $s = 0$ mho/m, $\epsilon_r = 1$; density = 1 kg/m³

Phantom section: E Device Section

DASY4 Configuration:

- Probe: H3DV6 - SN6105; ; Calibrated: 09/11/2007
- Sensor-Surface: 0mm (Fix Surface) Sensor-Surface: (Fix Surface)
- Electronics: DAE3 Sn472; Calibrated: 05/03/2008
- Phantom: HAC Test Arch; Type: SD HAC P01 BA;
- Measurement SW: DASY4, V4.7 Build 71; Postprocessing SW: SEMCAD, V1.8 Build 184

H Scan - H3DV6 - 2007: 15 mm from Probe Center to the Device/Hearing Aid Compatibility Test (11x11x1): Measurement grid:

dx=5mm, dy=5mm

Probe Modulation Factor = 1.00

Device Reference Point: 0.000, 0.000, 353.7 mm

Reference Value = 0.066 A/m; Power Drift = -0.146 dB

Maximum value of Total (measured) = 0.106 A/m

H Scan - H3DV6 - 2007: 15 mm from Probe Center to the

RTS RIM Testing Services	Document Annex A to Hearing Aid Compatibility RF Emissions Test Report for the BlackBerry® Smartphone model RBW71CW		Page 194(216)
	Author Data Daoud Attayi	Dates of Test Aug 26, Sep 26-27, 2008	Report No RTS-1191-0809-30 Rev 1

Device/Hearing Aid Compatibility Test (101x101x1): Measurement

grid: dx=5mm, dy=5mm

Maximum value of peak Total field = 0.192 A/m

Probe Modulation Factor = 2.53

Device Reference Point: 0.000, 0.000, 353.7 mm

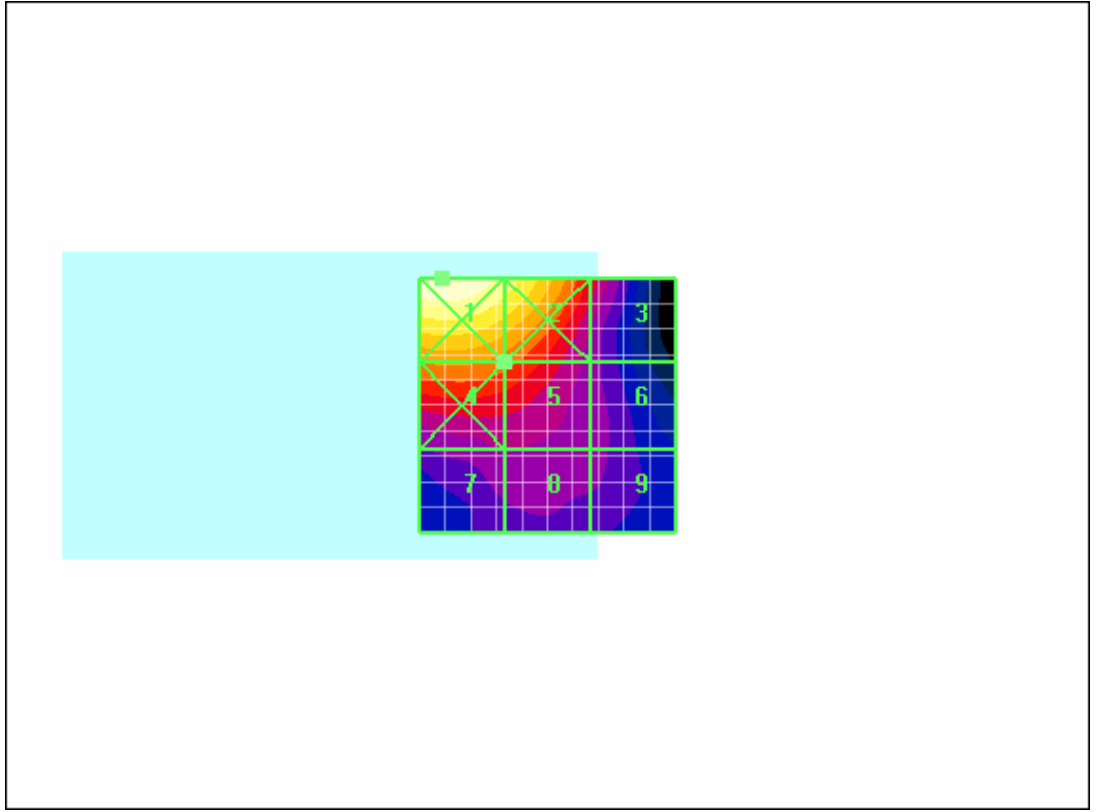
Reference Value = 0.066 A/m; Power Drift = -0.146 dB

Hearing Aid Near-Field Category: M3 (AWF -5 dB)

Peak H-field in A/m

Grid 1 0.269 M 2	Grid 2 0.249 M 3	Grid 3 0.173 M 3
Grid 4 0.202 M 3	Grid 5 0.192 M 3	Grid 6 0.152 M 3
Grid 7 0.156 M 3	Grid 8 0.156 M 3	Grid 9 0.151 M 3

RTS RIM Testing Services	Document Annex A to Hearing Aid Compatibility RF Emissions Test Report for the BlackBerry® Smartphone model RBW71CW		Page 195(216)
	Author Data Daoud Attayi	Dates of Test Aug 26, Sep 26-27, 2008	Report No RTS-1191-0809-30 Rev 1



0 dB = 0.269A/m

RTS RIM Testing Services	Document Annex A to Hearing Aid Compatibility RF Emissions Test Report for the BlackBerry® Smartphone model RBW71CW		Page 196(216)
	Author Data Daoud Attayi	Dates of Test Aug 26, Sep 26-27, 2008	Report No RTS-1191-0809-30 Rev 1

Date/Time: 26/08/2008 3:55:49 PM

Test Laboratory: RTS

File Name: [HAC_H_CDMA1900_Low_Chan.da4](#)

DUT: BlackBerry Smartphone; Type: Sample ; Serial: Not Specified

Program Name: HAC RF H3DV6 Device

Communication System: CDMA 1900; Frequency: 1851.25 MHz; Duty Cycle: 1:1

Medium parameters used: $s = 0$ mho/m, $\epsilon_r = 1$; density = 1 kg/m³

Phantom section: E Device Section

DASY4 Configuration:

- Probe: H3DV6 - SN6105; ; Calibrated: 09/11/2007
- Sensor-Surface: 0mm (Fix Surface) Sensor-Surface: (Fix Surface)
- Electronics: DAE3 Sn472; Calibrated: 05/03/2008
- Phantom: HAC Test Arch; Type: SD HAC P01 BA;
- Measurement SW: DASY4, V4.7 Build 71; Postprocessing SW: SEMCAD, V1.8 Build 184

H Scan - H3DV6 - 2007: 15 mm from Probe Center to the Device/Hearing Aid Compatibility Test (11x11x1): Measurement grid:

dx=5mm, dy=5mm

Probe Modulation Factor = 1.00

Device Reference Point: 0.000, 0.000, 353.7 mm

Reference Value = 0.093 A/m; Power Drift = -0.016 dB

Maximum value of Total (measured) = 0.137 A/m

H Scan - H3DV6 - 2007: 15 mm from Probe Center to the

RTS RIM Testing Services	Document Annex A to Hearing Aid Compatibility RF Emissions Test Report for the BlackBerry® Smartphone model RBW71CW		Page 197(216)
	Author Data Daoud Attayi	Dates of Test Aug 26, Sep 26-27, 2008	Report No RTS-1191-0809-30 Rev 1

Device/Hearing Aid Compatibility Test (101x101x1): Measurement

grid: dx=5mm, dy=5mm

Maximum value of peak Total field = 0.102 A/m

Probe Modulation Factor = 1.00

Device Reference Point: 0.000, 0.000, 353.7 mm

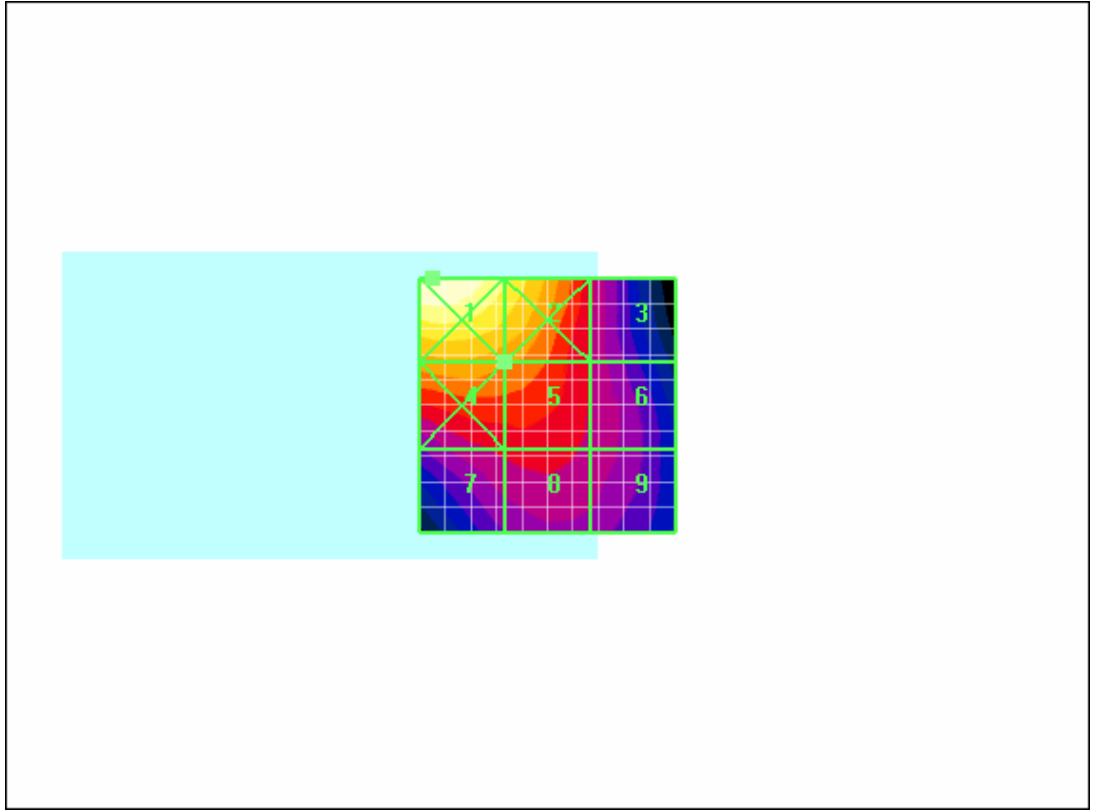
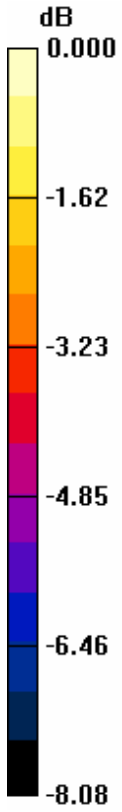
Reference Value = 0.093 A/m; Power Drift = -0.016 dB

Hearing Aid Near-Field Category: M4 (AWF 0 dB)

Peak H-field in A/m

Grid 1 0.137 M 4	Grid 2 0.124 M 4	Grid 3 0.085 M 4
Grid 4 0.106 M 4	Grid 5 0.102 M 4	Grid 6 0.084 M 4
Grid 7 0.085 M 4	Grid 8 0.086 M 4	Grid 9 0.082 M 4

RTS RIM Testing Services	Document Annex A to Hearing Aid Compatibility RF Emissions Test Report for the BlackBerry® Smartphone model RBW71CW		Page 198(216)
	Author Data Daoud Attayi	Dates of Test Aug 26, Sep 26-27, 2008	Report No RTS-1191-0809-30 Rev 1



0 dB = 0.137A/m

RTS RIM Testing Services	Document Annex A to Hearing Aid Compatibility RF Emissions Test Report for the BlackBerry® Smartphone model RBW71CW		Page 199(216)
	Author Data Daoud Attayi	Dates of Test Aug 26, Sep 26-27, 2008	Report No RTS-1191-0809-30 Rev 1

Date/Time: 26/08/2008 4:07:09 PM

Test Laboratory: RTS

File Name: [HAC_H_CDMA1900_Mid_Chan.da4](#)

DUT: BlackBerry Smartphone; Type: Sample ; Serial: Not Specified

Program Name: HAC RF H3DV6 Device

Communication System: CDMA 1900; Frequency: 1880 MHz; Duty Cycle: 1:1

Medium parameters used: $s = 0$ mho/m, $\epsilon_r = 1$; density = 1 kg/m³

Phantom section: E Device Section

DASY4 Configuration:

- Probe: H3DV6 - SN6105; ; Calibrated: 09/11/2007
- Sensor-Surface: 0mm (Fix Surface) Sensor-Surface: (Fix Surface)
- Electronics: DAE3 Sn472; Calibrated: 05/03/2008
- Phantom: HAC Test Arch; Type: SD HAC P01 BA;
- Measurement SW: DASY4, V4.7 Build 71; Postprocessing SW: SEMCAD, V1.8 Build 184

H Scan - H3DV6 - 2007: 15 mm from Probe Center to the Device/Hearing Aid Compatibility Test (11x11x1): Measurement grid:

dx=5mm, dy=5mm

Probe Modulation Factor = 1.00

Device Reference Point: 0.000, 0.000, 353.7 mm

Reference Value = 0.095 A/m; Power Drift = 0.067 dB

Maximum value of Total (measured) = 0.142 A/m

H Scan - H3DV6 - 2007: 15 mm from Probe Center to the

RTS RIM Testing Services	Document Annex A to Hearing Aid Compatibility RF Emissions Test Report for the BlackBerry® Smartphone model RBW71CW		Page 200(216)
	Author Data Daoud Attayi	Dates of Test Aug 26, Sep 26-27, 2008	Report No RTS-1191-0809-30 Rev 1

Device/Hearing Aid Compatibility Test (101x101x1): Measurement

grid: dx=5mm, dy=5mm

Maximum value of peak Total field = 0.104 A/m

Probe Modulation Factor = 1.00

Device Reference Point: 0.000, 0.000, 353.7 mm

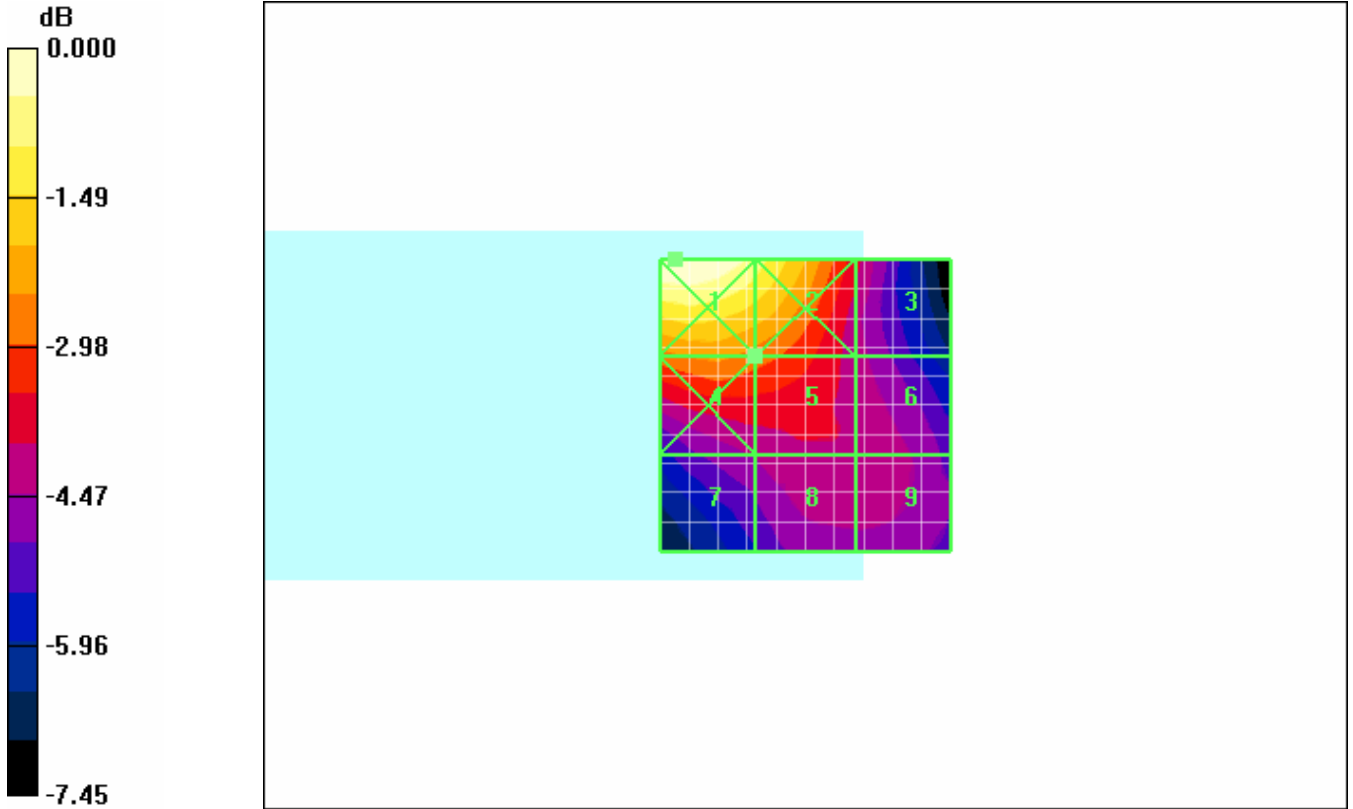
Reference Value = 0.095 A/m; Power Drift = 0.067 dB

Hearing Aid Near-Field Category: M4 (AWF 0 dB)

Peak H-field in A/m

Grid 1 0.142 M 4	Grid 2 0.131 M 4	Grid 3 0.092 M 4
Grid 4 0.108 M 4	Grid 5 0.104 M 4	Grid 6 0.090 M 4
Grid 7 0.086 M 4	Grid 8 0.090 M 4	Grid 9 0.089 M 4

RTS RIM Testing Services	Document Annex A to Hearing Aid Compatibility RF Emissions Test Report for the BlackBerry® Smartphone model RBW71CW	Page 201(216)	
	Author Data Daoud Attayi	Dates of Test Aug 26, Sep 26-27, 2008	Report No RTS-1191-0809-30 Rev 1



0 dB = 0.142A/m

RTS RIM Testing Services	Document Annex A to Hearing Aid Compatibility RF Emissions Test Report for the BlackBerry® Smartphone model RBW71CW		Page 202(216)
	Author Data Daoud Attayi	Dates of Test Aug 26, Sep 26-27, 2008	Report No RTS-1191-0809-30 Rev 1

Date/Time: 26/08/2008 4:13:30 PM

Test Laboratory: RTS

File Name: [HAC_H_CDMA1900_High_Chan.da4](#)

DUT: BlackBerry Smartphone; Type: Sample ; Serial: Not Specified

Program Name: HAC RF H3DV6 Device

Communication System: CDMA 1900; Frequency: 1908.5 MHz; Duty Cycle: 1:1

Medium parameters used: $s = 0$ mho/m, $\epsilon_r = 1$; density = 1 kg/m³

Phantom section: E Device Section

DASY4 Configuration:

- Probe: H3DV6 - SN6105; ; Calibrated: 09/11/2007
- Sensor-Surface: 0mm (Fix Surface) Sensor-Surface: (Fix Surface)
- Electronics: DAE3 Sn472; Calibrated: 05/03/2008
- Phantom: HAC Test Arch; Type: SD HAC P01 BA;
- Measurement SW: DASY4, V4.7 Build 71; Postprocessing SW: SEMCAD, V1.8 Build 184

H Scan - H3DV6 - 2007: 15 mm from Probe Center to the Device/Hearing Aid Compatibility Test (11x11x1): Measurement grid:

dx=5mm, dy=5mm

Probe Modulation Factor = 1.00

Device Reference Point: 0.000, 0.000, 353.7 mm

Reference Value = 0.091 A/m; Power Drift = 0.113 dB

Maximum value of Total (measured) = 0.139 A/m

H Scan - H3DV6 - 2007: 15 mm from Probe Center to the

RTS RIM Testing Services	Document Annex A to Hearing Aid Compatibility RF Emissions Test Report for the BlackBerry® Smartphone model RBW71CW		Page 203(216)
	Author Data Daoud Attayi	Dates of Test Aug 26, Sep 26-27, 2008	Report No RTS-1191-0809-30 Rev 1

Device/Hearing Aid Compatibility Test (101x101x1): Measurement

grid: dx=5mm, dy=5mm

Maximum value of peak Total field = 0.101 A/m

Probe Modulation Factor = 1.00

Device Reference Point: 0.000, 0.000, 353.7 mm


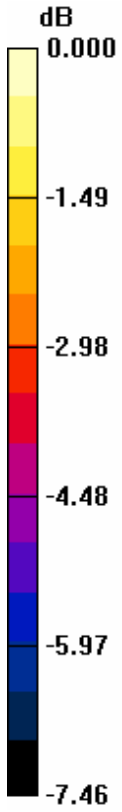
Reference Value = 0.091 A/m; Power Drift = 0.113 dB

Hearing Aid Near-Field Category: M4 (AWF 0 dB)

Peak H-field in A/m

Grid 1 0.140 M 4	Grid 2 0.129 M 4	Grid 3 0.091 M 4
Grid 4 0.107 M 4	Grid 5 0.101 M 4	Grid 6 0.083 M 4
Grid 7 0.085 M 4	Grid 8 0.085 M 4	Grid 9 0.083 M 4

RTS RIM Testing Services	Document	Page	
	Annex A to Hearing Aid Compatibility RF Emissions Test Report for the BlackBerry® Smartphone model RBW71CW		204(216)
Author Data	Dates of Test	Report No	FCC ID
Daoud Attayi	Aug 26, Sep 26-27, 2008	RTS-1191-0809-30 Rev 1	L6ARBW70CW



0 dB = 0.140A/m

RTS RIM Testing Services	Document Annex A to Hearing Aid Compatibility RF Emissions Test Report for the BlackBerry® Smartphone model RBW71CW		Page 205(216)
	Author Data Daoud Attayi	Dates of Test Aug 26, Sep 26-27, 2008	Report No RTS-1191-0809-30 Rev 1

Date/Time: 25/06/2008 10:44:08 AM

Test Laboratory: RTS

File Name: [HAC_E_Ambient Noise_835MHz.da4](#)

DUT: HAC-Dipole 835 MHz; Type: D835V3; Serial: Not Specified

Program Name: HAC RF E Dipole

Communication System: CW; Frequency: 835 MHz; Duty Cycle: 1:1

Medium parameters used: $\sigma = 0$ mho/m, $\epsilon_r = 1$; density = 1000 kg/m³

Phantom section: E Device Section

DASY4 Configuration:

- Probe: ER3DV6 - SN2286; ConvF(1, 1, 1); Calibrated: 21/01/2008
- Sensor-Surface: 0mm (Fix Surface) Sensor-Surface: (Fix Surface)
- Electronics: DAE3 Sn472; Calibrated: 05/03/2008
- Phantom: HAC Test Arch; Type: SD HAC P01 BA;
- Measurement SW: DASY4, V4.7 Build 71; Postprocessing SW: SEMCAD, V1.8 Build 184

E Scan - measurement distance from the probe sensor center to CD835 Dipole = 10mm/Hearing Aid Compatibility Test (5x37x1):

Measurement grid: dx=5mm, dy=5mm

Probe Modulation Factor = 1.00

Device Reference Point: 0.000, 0.000, 353.7 mm

Reference Value = 0.000 V/m; Power Drift = 999.0 dB

Maximum value of Total (measured) = 1.68 V/m

E Scan - measurement distance from the probe sensor center to

RTS RIM Testing Services	Document Annex A to Hearing Aid Compatibility RF Emissions Test Report for the BlackBerry® Smartphone model RBW71CW		Page 206(216)
	Author Data Daoud Attayi	Dates of Test Aug 26, Sep 26-27, 2008	Report No RTS-1191-0809-30 Rev 1

CD835 Dipole = 10mm/Hearing Aid Compatibility Test

(41x361x1): Measurement grid: dx=5mm, dy=5mm

Maximum value of peak Total field = 1.68 V/m

Probe Modulation Factor = 1.00

Device Reference Point: 0.000, 0.000, 353.7 mm

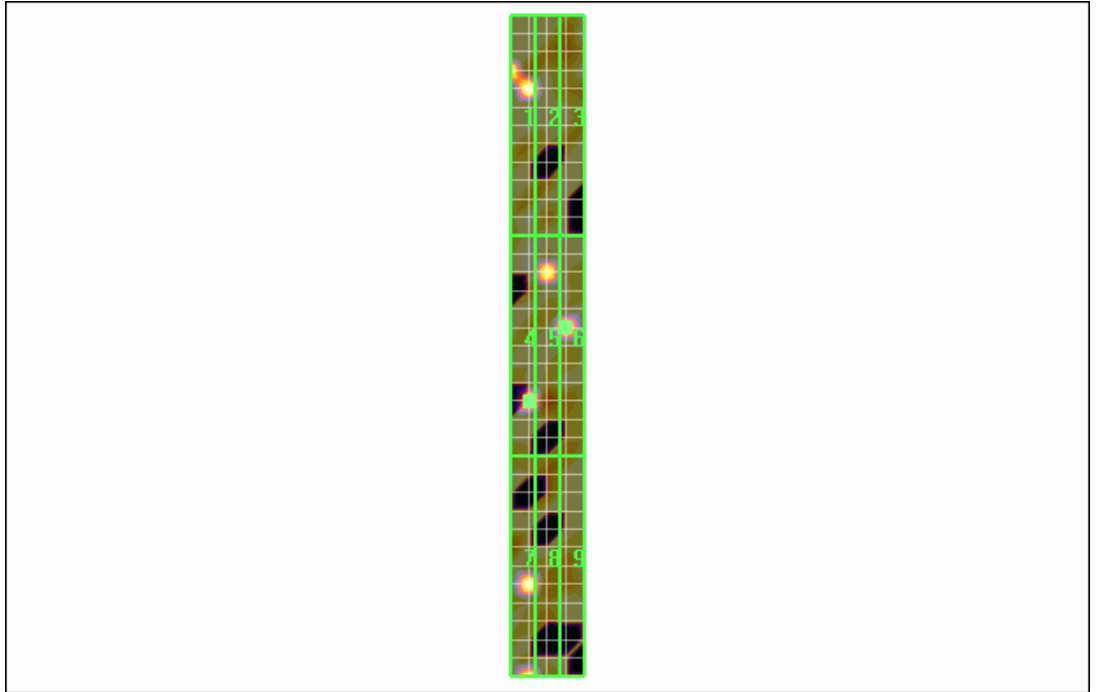
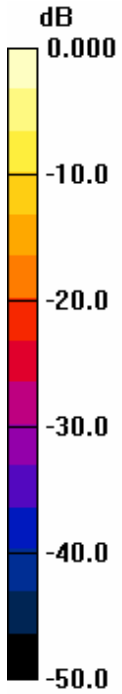
Reference Value = 0.000 V/m; Power Drift = 999.0 dB

Hearing Aid Near-Field Category: M4 (AWF 0 dB)

Peak E-field in V/m

Grid 1 1.57 M 4	Grid 2 0.408 M 4	Grid 3 0.000 M 4
Grid 4 1.59 M 4	Grid 5 1.18 M 4	Grid 6 1.68 M 4
Grid 7 1.50 M 4	Grid 8 0.596 M 4	Grid 9 0.000 M 4

RTS RIM Testing Services	Document Annex A to Hearing Aid Compatibility RF Emissions Test Report for the BlackBerry® Smartphone model RBW71CW		Page 207(216)
	Author Data Daoud Attayi	Dates of Test Aug 26, Sep 26-27, 2008	Report No RTS-1191-0809-30 Rev 1



0 dB = 1.68V/m

RTS RIM Testing Services	Document Annex A to Hearing Aid Compatibility RF Emissions Test Report for the BlackBerry® Smartphone model RBW71CW		Page 208(216)
	Author Data Daoud Attayi	Dates of Test Aug 26, Sep 26-27, 2008	Report No RTS-1191-0809-30 Rev 1

Date/Time: 25/06/2008 11:01:47 AM

Test Laboratory: RTS

File Name: [HAC_E_Ambient Noise_1880MHz.da4](#)

DUT: HAC Dipole 1880 MHz; Type: CD1880V3; Serial: Not Specified

Program Name: HAC RF E Dipole

Communication System: CW; Frequency: 835 MHz; Duty Cycle: 1:1

Medium parameters used: $\sigma = 0$ mho/m, $\epsilon_r = 1$; density = 1000 kg/m³

Phantom section: E Device Section

DASY4 Configuration:

- Probe: ER3DV6 - SN2286; ConvF(1, 1, 1); Calibrated: 21/01/2008
- Sensor-Surface: 0mm (Fix Surface) Sensor-Surface: (Fix Surface)
- Electronics: DAE3 Sn472; Calibrated: 05/03/2008
- Phantom: HAC Test Arch; Type: SD HAC P01 BA;
- Measurement SW: DASY4, V4.7 Build 71; Postprocessing SW: SEMCAD, V1.8 Build 184

E Scan - measurement distance from the probe sensor center to CD835 Dipole = 10mm/Hearing Aid Compatibility Test (5x37x1):

Measurement grid: dx=5mm, dy=5mm

Probe Modulation Factor = 1.00

Device Reference Point: 0.000, 0.000, 353.7 mm

Reference Value = 0.658 V/m; Power Drift = -0.581 dB

Maximum value of Total (measured) = 1.69 V/m

E Scan - measurement distance from the probe sensor center to

RTS RIM Testing Services	Document Annex A to Hearing Aid Compatibility RF Emissions Test Report for the BlackBerry® Smartphone model RBW71CW		Page 209(216)
	Author Data Daoud Attayi	Dates of Test Aug 26, Sep 26-27, 2008	Report No RTS-1191-0809-30 Rev 1
		FCC ID L6ARBW70CW	

CD835 Dipole = 10mm/Hearing Aid Compatibility Test

(41x361x1): Measurement grid: dx=5mm, dy=5mm

Maximum value of peak Total field = 1.69 V/m

Probe Modulation Factor = 1.00

Device Reference Point: 0.000, 0.000, 353.7 mm

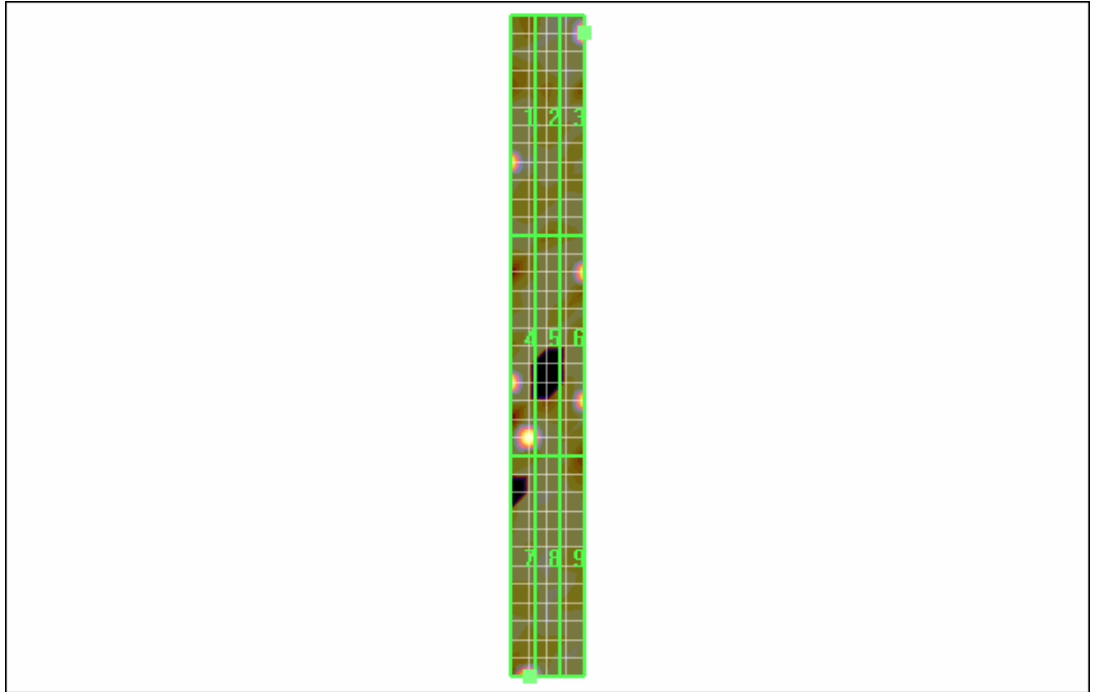
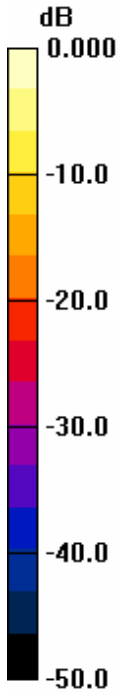
Reference Value = 0.658 V/m; Power Drift = -0.581 dB

Hearing Aid Near-Field Category: M4 (AWF 0 dB)

Peak E-field in V/m

Grid 1 1.09 M 4	Grid 2 0.000 M 4	Grid 3 1.60 M 4
Grid 4 1.55 M 4	Grid 5 0.470 M 4	Grid 6 1.14 M 4
Grid 7 1.69 M 4	Grid 8 0.696 M 4	Grid 9 0.000 M 4

RTS RIM Testing Services	Document Annex A to Hearing Aid Compatibility RF Emissions Test Report for the BlackBerry® Smartphone model RBW71CW		Page 210(216)
	Author Data Daoud Attayi	Dates of Test Aug 26, Sep 26-27, 2008	Report No RTS-1191-0809-30 Rev 1



0 dB = 1.69V/m

RTS RIM Testing Services	Document Annex A to Hearing Aid Compatibility RF Emissions Test Report for the BlackBerry® Smartphone model RBW71CW		Page 211(216)
	Author Data Daoud Attayi	Dates of Test Aug 26, Sep 26-27, 2008	Report No RTS-1191-0809-30 Rev 1

Date/Time: 25/06/2008 2:32:22 PM

Test Laboratory: RTS

File Name: [HAC_H_Ambient Noise_835MHz.da4](#)

DUT: HAC-Dipole 835 MHz; Type: D835V3; Serial: Not Specified

Program Name: HAC RF H3DV6 Dipole

Communication System: CW; Frequency: 835 MHz; Duty Cycle: 1:1

Medium parameters used: $\sigma = 0$ mho/m, $\epsilon_r = 1$; density = 1 kg/m³

Phantom section: E Device Section

DASY4 Configuration:

- Probe: H3DV6 - SN6105; ; Calibrated: 09/11/2007
- Sensor-Surface: 0mm (Fix Surface) Sensor-Surface: (Fix Surface)
- Electronics: DAE3 Sn472; Calibrated: 05/03/2008
- Phantom: HAC Test Arch; Type: SD HAC P01 BA;
- Measurement SW: DASY4, V4.7 Build 71; Postprocessing SW: SEMCAD, V1.8 Build 184

H Scan - measurement distance from the probe sensor center to CD835 Dipole = 10mm/Hearing Aid Compatibility Test (5x37x1):

Measurement grid: dx=5mm, dy=5mm

Probe Modulation Factor = 1.00

Device Reference Point: 0.000, 0.000, 353.7 mm

Reference Value = 0.003 A/m; Power Drift = 1.02 dB

Maximum value of Total (measured) = 0.007 A/m

H Scan - measurement distance from the probe sensor center to

RTS RIM Testing Services	Document Annex A to Hearing Aid Compatibility RF Emissions Test Report for the BlackBerry® Smartphone model RBW71CW		Page 212(216)
	Author Data Daoud Attayi	Dates of Test Aug 26, Sep 26-27, 2008	Report No RTS-1191-0809-30 Rev 1

CD835 Dipole = 10mm/Hearing Aid Compatibility Test

(41x361x1): Measurement grid: dx=5mm, dy=5mm

Maximum value of peak Total field = 0.007 A/m

Probe Modulation Factor = 1.00

Device Reference Point: 0.000, 0.000, 353.7 mm


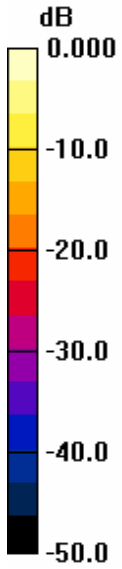
Reference Value = 0.003 A/m; Power Drift = 1.02 dB

Hearing Aid Near-Field Category: M4 (AWF 0 dB)

Peak H-field in A/m

Grid 1 0.000 M 4	Grid 2 0.006 M 4	Grid 3 0.005 M 4
Grid 4 0.000 M 4	Grid 5 0.001 M 4	Grid 6 0.002 M 4
Grid 7 0.000 M 4	Grid 8 0.003 M 4	Grid 9 0.007 M 4

RTS RIM Testing Services	Document Annex A to Hearing Aid Compatibility RF Emissions Test Report for the BlackBerry® Smartphone model RBW71CW		Page 213(216)
	Author Data Daoud Attayi	Dates of Test Aug 26, Sep 26-27, 2008	Report No RTS-1191-0809-30 Rev 1



0 dB = 0.007A/m

RTS RIM Testing Services	Document Annex A to Hearing Aid Compatibility RF Emissions Test Report for the BlackBerry® Smartphone model RBW71CW		Page 214(216)
	Author Data Daoud Attayi	Dates of Test Aug 26, Sep 26-27, 2008	Report No RTS-1191-0809-30 Rev 1

Date/Time: 25/06/2008 2:41:50 PM

Test Laboratory: RTS

File Name: [HAC_H_Ambient Noise_1880MHz.da4](#)

DUT: HAC-Dipole 835 MHz; Type: D835V3; Serial: Not Specified

Program Name: HAC RF H3DV6 Dipole

Communication System: CW; Frequency: 1880 MHz; Duty Cycle: 1:1

Medium parameters used: $\sigma = 0$ mho/m, $\epsilon_r = 1$; density = 1 kg/m³

Phantom section: E Device Section

DASY4 Configuration:

- Probe: H3DV6 - SN6105; ; Calibrated: 09/11/2007
- Sensor-Surface: 0mm (Fix Surface) Sensor-Surface: (Fix Surface)
- Electronics: DAE3 Sn472; Calibrated: 05/03/2008
- Phantom: HAC Test Arch; Type: SD HAC P01 BA;
- Measurement SW: DASY4, V4.7 Build 71; Postprocessing SW: SEMCAD, V1.8 Build 184

H Scan - measurement distance from the probe sensor center to CD835 Dipole = 10mm/Hearing Aid Compatibility Test (5x37x1):

Measurement grid: dx=5mm, dy=5mm

Probe Modulation Factor = 1.00

Device Reference Point: 0.000, 0.000, 353.7 mm

Reference Value = 0.001 A/m; Power Drift = 2.15 dB

Maximum value of Total (measured) = 0.003 A/m

H Scan - measurement distance from the probe sensor center to

RTS RIM Testing Services	Document Annex A to Hearing Aid Compatibility RF Emissions Test Report for the BlackBerry® Smartphone model RBW71CW		Page 215(216)
	Author Data Daoud Attayi	Dates of Test Aug 26, Sep 26-27, 2008	Report No RTS-1191-0809-30 Rev 1

CD835 Dipole = 10mm/Hearing Aid Compatibility Test

(41x361x1): Measurement grid: dx=5mm, dy=5mm

Maximum value of peak Total field = 0.004 A/m

Probe Modulation Factor = 1.00

Device Reference Point: 0.000, 0.000, 353.7 mm

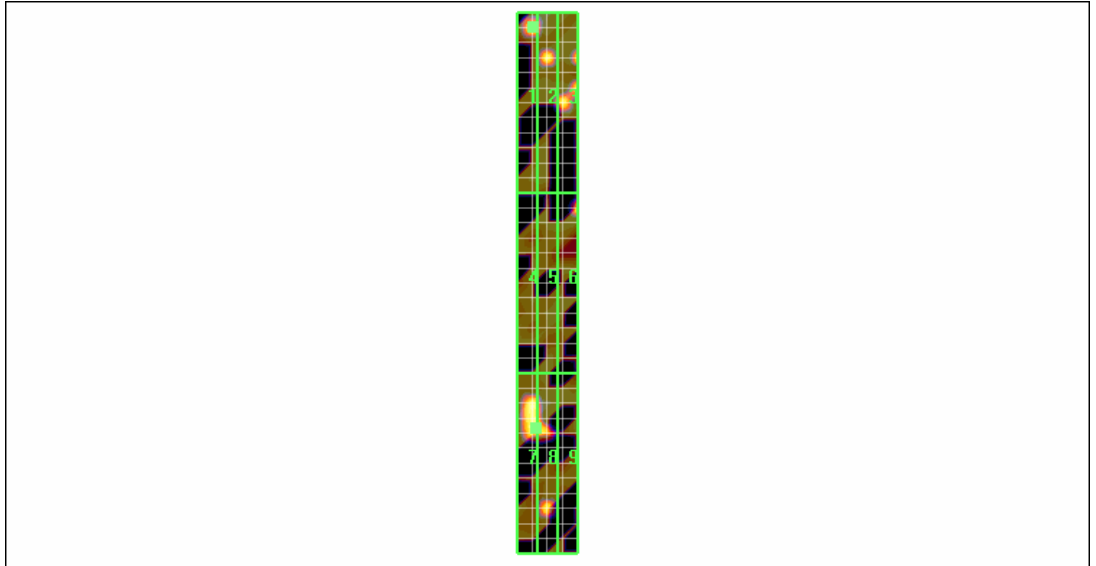
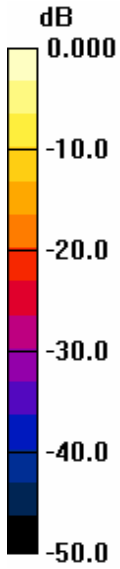
Reference Value = 0.001 A/m; Power Drift = 2.15 dB

Hearing Aid Near-Field Category: M4 (AWF 0 dB)

Peak H-field in A/m

Grid 1 0.003 M 4	Grid 2 0.002 M 4	Grid 3 0.002 M 4
Grid 4 0.000 M 4	Grid 5 0.000 M 4	Grid 6 0.002 M 4
Grid 7 0.004 M 4	Grid 8 0.003 M 4	Grid 9 0.000 M 4

RTS RIM Testing Services	Document Annex A to Hearing Aid Compatibility RF Emissions Test Report for the BlackBerry® Smartphone model RBW71CW		Page 216(216)
	Author Data Daoud Attayi	Dates of Test Aug 26, Sep 26-27, 2008	Report No RTS-1191-0809-30 Rev 1



0 dB = 0.004A/m