

EMI Test Report

Tested in accordance with
Federal Communications Commission (FCC)
Personal Communications Services
CFR 47 Parts 2, 22 and 24
&
IC RSS-132 and 133

RIM Testing Services (RTS)

A division of Research In Motion Limited

REPORT NO: RTS-0510-0705-04

PRODUCT MODEL NO: RBJ41GW
TYPE NAME: BlackBerry® smartphone
FCC ID: L6ARBJ40GW
IC: 2503A-RBJ40GW
EMISSION DESIGNATOR: 247KG7W

DATE: 20 June 2007

RTS RIM Testing Services	EMI Test Report for the BlackBerry® smartphone Model RBJ41GW	
Test Report No. RTS-0510-0705-04	Dates of Test June 2 to 14, 2007	Author Data K. Chow

Statement of Performance:

The BlackBerry® smartphone, model RBJ41GW, part number CER-15665-001 Rev. 3 and accessories when configured and operated per RIM's operation instructions, perform within the requirements of the test standards.

Declaration:

We hereby certify that:

The test data reported herein is an accurate record of the performance of the sample(s) tested.

The test results are valid for the tested unit (s) only.

The test equipment used was suitable for the tests performed and within manufacturer's published specifications and operating parameters.

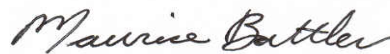
The test methods were consistent with the methods described in the relevant standards.

Documented by:



Kevin Chow
Compliance Specialist
Date: 20 Jun 2007

Tested and reviewed by:



Maurice Battler
Compliance Specialist
Date: 28 Jun 2007

Reviewed by:



Masud S. Attayi, P.Eng.
Team Lead, Regulatory Compliance
Date: 28 Jun 2007

Approved by:



Paul G. Cardinal, Ph.D.
Director
Date: 29 Jun 2007

RTS RIM Testing Services	EMI Test Report for the BlackBerry® smartphone Model RBJ41GW	
Test Report No. RTS-0510-0705-04	Dates of Test June 2 to 14, 2007	Author Data K. Chow

Table of Contents

A.	Scope.....	4
B.	Associated Document.....	4
C.	Product Identification	4
D.	Support Equipment Used for the Testing of the EUT	5
E.	Test Voltage.....	5
F.	Test Results Chart.....	5
G.	Modifications to EUT.....	6
H.	Summary of Results	6
I.	Compliance Test Equipment Used.....	10
	APPENDIX 1 - CONDUCTED RF EMISSIONS TEST DATA/PLOTS	11
	APPENDIX 2 – CONDUCTED RF OUTPUT POWER TEST DATA.....	32
	APPENDIX 3 – FREQUENCY STABILITY TEST DATA.....	34
	APPENDIX 4 – RADIATED EMISSIONS TEST DATA.....	46

RTS RIM Testing Services	EMI Test Report for the BlackBerry® smartphone Model RBJ41GW	
Test Report No. RTS-0510-0705-04	Dates of Test June 2 to 14, 2007	Author Data K. Chow

A. Scope

This report details the results of compliance tests which were performed in accordance to the requirements of:

- FCC CFR 47 Part 2, Oct. 1, 2006
- FCC CFR 47 Part 22, Subpart H, Cellular Radiotelephone Services, Oct. 1, 2005
- FCC CFR 47 Part 24 Subpart E, Broadband PCS, Oct 1. 2005
- Industry Canada, RSS-132 Issue 2, September 2005, Cellular Telephones Employing New Technologies Operating in the Bands 824-849 MHz and 869-894 MHz.
- Industry Canada, RSS-133 Issue 3, June 2005, 2 GHz Personal Communications Services.

B. Associated Document

None

C. Product Identification

Manufactured by Research In Motion Limited located at:

295 Phillip Street
 Waterloo, Ontario
 Canada, N2L 3W8
 Phone: 519 888 7465
 Fax: 519 888 6906

The equipment under test (EUT) was tested at the RIM Testing Services (RTS) EMI test facility, located at:

305 Phillip Street
 Waterloo, Ontario
 Canada, N2L 3W8
 Phone: 519 888 7465
 Fax: 519 888 6906

The testing was performed June 02 to 14, 2007.

RTS RIM Testing Services	EMI Test Report for the BlackBerry® smartphone Model RBJ41GW	
Test Report No. RTS-0510-0705-04	Dates of Test June 2 to 14, 2007	Author Data K. Chow

The sample EUT included:

SAMPLE	MODEL	CER NUMBER	PIN
1	RBJ41GW	CER-15665-001 Rev. 3	205E3FC5
2	RBJ41GW	CER-15665-001 Rev. 3	205C6EEA

Conducted RF measurements were performed on handheld PIN 205E3FC5. Radiated Emission measurements were performed on handheld PIN 205C6EEA.

D. Support Equipment Used for the Testing of the EUT

- 1) Communication Tester, Rohde & Schwarz, model CMU 200, serial number 837493/073
- 2) Communication Tester, Rohde & Schwarz, model CMU 200, serial number 102204
- 3) DC Power Supply, HP, model 6632B, serial number US37472178

E. Test Voltage

The ac input voltage was 120 volts, 60 Hz where applicable. This configuration was per RIM's specifications.

F. Test Results Chart

SPECIFICATION	TEST TYPE	MEETS REQUIREMENTS	PERFORMED BY
FCC CFR 47 Part 22, Subpart H IC RSS-132	Radiated Spurious/harmonic Emissions, ERP, LO	Yes	Vimal Olaganathan Caitlin O'Neill
FCC CFR 47 Part 2, Subpart J, Part 22, Subpart H IC RSS-132	Conducted Output Power, Conducted Emissions, Occupied Bandwidth, Frequency Stability	Yes	Maurice Battler
FCC CFR 47 Part 24, Subpart E IC RSS-133	Radiated Spurious/harmonic Emissions, EIRP, LO	Yes	Vimal Olaganathan Caitlin O'Neill
FCC CFR 47 Part 24, Subpart E IC RSS-133	Conducted Emissions, Occupied Bandwidth, Frequency Stability	Yes	Maurice Battler

RTS RIM Testing Services	EMI Test Report for the BlackBerry® smartphone Model RBJ41GW	
Test Report No. RTS-0510-0705-04	Dates of Test June 2 to 14, 2007	Author Data K. Chow

G. Modifications to EUT

No modifications were required on the EUT.

H. Summary of Results

SPECIFICATION		TEST TYPE	RESULT	TEST DATA APPENDIX
FCC CFR 47	IC			
Part 2.1051 Part 22.917 Part 22.901(d)	RSS-132	Conducted Spurious Emissions	Pass	1
Part 2.1051 Part 24.238(a)	RSS-133	Conducted Spurious Emissions	Pass	1
Part 2.202 Part 22.917	RSS-132	Occupied Bandwidth and Channel Mask	Pass	1
Part 2.202 Part 24.238	RSS-133	Occupied Bandwidth and Channel Mask	Pass	1
Part 2.1046(a)	RSS-133 RSS-132	Conducted RF Output Power	Pass	2
Part 2.1055(a)(d) Part 22.917	RSS-132	Frequency Stability vs. Temperature and Voltage	Pass	3
Part 2.1055(a)(d) Part 24.235	RSS-133	Frequency Stability vs. Temperature and Voltage	Pass	3
Part 22, Subpart H	RSS-132	Radiated Spurious/Harmonic Emissions, ERP, LO	Pass	4
Part 24, Subpart E	RSS-133	Radiated Spurious/Harmonic Emissions, EIRP, LO	Pass	4

RTS RIM Testing Services	EMI Test Report for the BlackBerry® smartphone Model RBJ41GW	
Test Report No. RTS-0510-0705-04	Dates of Test June 2 to 14, 2007	Author Data K. Chow

- 1) The EUT met the requirements of the Tx Conducted Spurious Emissions requirements in the GSM850 band as per 47 CFR 2.1051, CFR 22.917, CFR 22.901(d) and RSS-132. The EUT was measured on the low, middle and high channels. The frequency range investigated was from 10 MHz to 10 GHz.
See APPENDIX 1 for test data.
- 2) The EUT met the requirements of the Tx Conducted Spurious Emissions requirements in the PCS1900 band as per 47 CFR 2.1051, CFR 24.238(a) and RSS-133. The EUT was measured on the low, middle and high channels. The frequency range investigated was from 10 MHz to 20 GHz.
See APPENDIX 1 for test data
- 3) The EUT met the requirements of the Occupied Bandwidth and channel mask requirements in the GSM850 band as per 47 CFR 2.202, CFR 22.917 and RSS-132. The EUT was measured in GSM and EDGE mode on the low, middle and high channels.
See APPENDIX 1 for test data.
- 4) The EUT met the requirements of the Occupied Bandwidth and channel mask requirements in the PCS1900 band as per 47 CFR 2.202, CFR 24.238 and RSS-133. The EUT was measured in GSM and EDGE mode on the low, middle and high channels.
See APPENDIX 1 for test data.
- 5) The EUT met the requirements of the Conducted RF Output Power requirements for both the GSM850 and PCS1900 bands as per 47 CFR 2.1046(a). The EUT was measured in GSM and EDGE mode on the low, middle and high channels.
See APPENDIX 2 for the test data.
- 6) The EUT met the requirements of the Frequency Stability vs. Temperature and Voltage requirements for GSM850 band as per 47 CFR 2.1055(a), 2.1055(d), CFR 22.917 and RSS-132. The temperature range was from -30°C to +60°C in 10° temperature steps. The EUT was measured on low, middle and high channels at each temperature step. The EUT was measured at low (3.6 volts), nominal (3.8 volts) and high (4.2 volts) dc input voltage at each temperature step and channel at maximum output power.
See APPENDIX 3 for the test data.

RTS RIM Testing Services	EMI Test Report for the BlackBerry® smartphone Model RBJ41GW	
Test Report No. RTS-0510-0705-04	Dates of Test June 2 to 14, 2007	Author Data K. Chow

7) The EUT met the requirements of the Frequency Stability vs. Temperature and Voltage requirements for the PCS1900 band as per 47 CFR 2.1055(a), 2.1055(d), 24.235 and RSS-133. The temperature range was from -30°C to +60°C in 10° temperature steps. The EUT was measured on low, middle and high channels at each temperature step. The EUT was measured at low (3.6 volts), nominal (3.8 volts) and high (4.2 volts) dc input voltage at each temperature step and channel at maximum output power.
See APPENDIX 3 for the test data.

8) The radiated spurious emissions/harmonics and ERP/EIRP were measured for both GSM850 and PCS bands. The results are within the limits. The EUT was placed on a nonconductive styrofoam table, 100 cm high that was positioned on a remotely controlled turntable. The test distance used between the EUT and the receiving antenna was three metres. Then the emissions were maximized by elevating the antenna in the range of 1 to 4 metres. The turntable was rotated to determine the azimuth of the peak emissions. The maximum emissions level was recorded. Both the horizontal and vertical polarisations of the emissions were measured. The maximum emissions level was recorded. The EUT was then substituted with an antenna placed in the same location as the EUT. A Dipole antenna was used for the ERP measurements and a Horn antenna was used for EIRP measurements. The substitution antenna was connected into a signal generator that was set to the test frequency. The emissions were maximized by elevating the antenna in the range of 1 to 4 metres. The signal generator output was then adjusted to match the Handheld output reading. The signal generator output was recorded. Both the horizontal and vertical polarisations of the emissions were measured.

The measurements were performed in a semi-anechoic chamber. The semi-anechoic chamber FCC registration number is **778487** and the Industry Canada file number is **IC4240**. The EUT was measured on the low, middle and high channels.

The highest ERP in the GSM850 band measured was 26.21 dBm (0.418 W) at 824.2 MHz (channel 128).

The highest EIRP in the PCS band measured was 26.54 dBm (0.451 W) at 1909.8 MHz (channel 810).

RTS RIM Testing Services	EMI Test Report for the BlackBerry® smartphone Model RBJ41GW	
Test Report No. RTS-0510-0705-04	Dates of Test June 2 to 14, 2007	Author Data K. Chow

The radiated carrier harmonics were measured up to the 10th harmonic for low, middle and high channels in the GSM850 and PCS bands. Each band was measured in GSM, GPRS, and EDGE mode, and also simultaneous GSM and Bluetooth transmit mode as well as GSM and 802.11b/g transmit mode. Both the horizontal and vertical polarizations were measured. The harmonic emissions above the 3rd harmonic were in the noise floor (NF) for the GSM850 band and above the 2nd harmonic for the PCS band.

The worst test margin in the GSM850 band for GSM mode harmonic emissions measured was 18.50 dB below the limit at 2472.6 MHz, for GPRS mode it was 26.90 dB below the limit at 2472.6 MHz, and for EDGE mode was 27.80 dB below the limit at 2472.6 MHz.

The worst test margin in the PCS band for GSM mode harmonic emissions measured was 27.37 dB below the limit at 3819.6 MHz, for GPRS mode it was 28.85 dB below the limit at 3700.4 MHz and in EDGE mode it was 30.77 dB below the limit at 3700.4 MHz.

The EUT's RF local oscillator (LO) emissions were measured in the GSM850 band and PCS band in the standalone configuration on the low and high channels. Both the horizontal and vertical polarizations were measured. The RF LO emissions were in the NF.

Sample Calculation:

Field Strength (dBμV/M) is calculated as follows:
 $FS = \text{Measured Level (dB}\mu\text{V)} + \text{A.F. (dB/m)} + \text{Cable Loss (dB)} - \text{Preamp (dB)} + \text{Filter Loss (dB)}$

To view the test data see APPENDIX 4.

Measurement Uncertainty ±4.0 dB

RTS RIM Testing Services	EMI Test Report for the BlackBerry® smartphone Model RBJ41GW	
Test Report No. RTS-0510-0705-04	Dates of Test June 2 to 14, 2007	Author Data K. Chow

I. Compliance Test Equipment Used

<u>UNIT</u>	<u>MANUFACTURER</u>	<u>MODEL</u>	<u>SERIAL NUMBER</u>	<u>CAL DUE DATE</u> (YY MM DD)	<u>USE</u>
Preamplifier	Sonoma	310N/11909A	185831	07-11-23	Radiated Emissions
Preamplifier system	TDK RF Solutions	PA-02	080010	07-11-22	Radiated Emissions
Hybrid Log Antenna	TDK	HLP-3003C	017401	08-08-04	Radiated Emissions
Horn Antenna	TDK	HRN-0118	030101	08-07-26	Radiated Emissions
Horn Antenna	TDK	HRN-0118	030201	09-01-17	Radiated Emissions
Horn Antenna	Emco	3116	2538	08-09-25	Radiated Emissions
Preamplifier	TDK	18-26	030002	07-11-23	Radiated Emissions
Dipole Antenna	Schwarzbeck	UHAP	973	08-12-18	Radiated Emissions
Dipole Antenna	Schwarzbeck	UHAP	974	08-09-28	Radiated Emissions
EMC Analyzer	Agilent	E7405A	US40240226	07-10-20	Radiated Emissions
Universal Radio Communication Tester	Rohde & Schwarz	CMU 200	837493/073	07-12-01	Radiated Emissions
Universal Radio Communication Tester	Rohde & Schwarz	CMU 200	102204	08-04-22	RF Conducted Emissions
Spectrum Analyzer	HP	8563E	3745A08112	07-09-20	RF Conducted Emissions
DC Power Supply	HP	6632B	US37472178	07-09-14	RF Conducted Emissions
Environment Monitor	Control Company	1870	230355190	07-12-28	Radiated Emissions
Environment Monitor	Control Company	1870	230199533	07-12-01	RF Conducted Emissions
Temperature Probe	Hart Scientific	61161-302	21352860	07-08-31	Frequency Stability
Environmental Chamber	ESPEC Corp.	SH-240S1	91007118	N/R	Frequency Stability
Signal Generator	Agilent	8648C	4037U03155	07-09-13	Frequency Stability
Power Meter	Giga-tronics	8541C	1837762	07-12-15	Frequency Stability
Power Sensor	Giga-tronics	80401A	1835838	07-12-15	Frequency Stability

RTS RIM Testing Services	EMI Test Report for the BlackBerry® smartphone Model RBJ41GW	
Test Report No. RTS-0510-0705-04	Dates of Test June 2 to 14, 2007	Author Data K. Chow

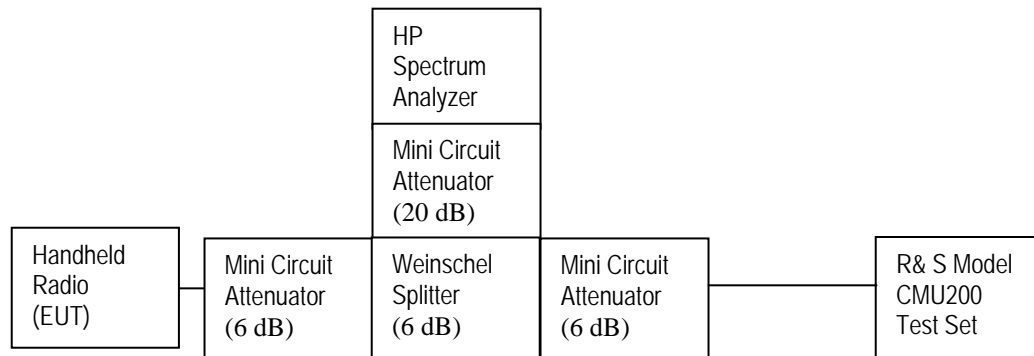
APPENDIX 1 - CONDUCTED RF EMISSIONS TEST DATA/PLOTS

RTS RIM Testing Services	EMI Test Report for the BlackBerry® smartphone Model RBJ41GW	
Test Report No. RTS-0510-0705-04	Dates of Test June 2 to 14, 2007	Author Data K. Chow

Conducted RF Emission Test Data cont'd

This appendix contains measurement data pertaining to conducted spurious emissions, -26 dBc bandwidth, 99% power bandwidth and the channel mask on Handheld PIN 205E3FC5.

Test Setup Diagram



The environmental test conditions were:

Temperature 23°C
 Pressure 1011 mb
 Relative Humidity 31%

RTS RIM Testing Services	EMI Test Report for the BlackBerry® smartphone Model RBJ41GW	
Test Report No. RTS-0510-0705-04	Dates of Test June 2 to 14, 2007	Author Data K. Chow

Conducted RF Emission Test Data cont'd

The conducted spurious emissions – As per 47 CFR 2.1051, CFR 24.238(a), RSS-133, CFR 22 Subpart H and RSS-132 were measured from 10 MHz to 20 GHz. The EUT emissions were in the noise floor.

See figures 1 to 12 for the plots of the conducted spurious emissions.

Date of Test: June 06 2007

–26 dBc Bandwidth and Occupied Bandwidth (99%)

For each carrier frequency of low, middle and high, the modulation spectrum was measured by both methods of 99% power bandwidth and –26 dBc bandwidth.

The resolution bandwidth required for out-of-band emissions in the 1 MHz bands immediately outside and adjacent to the frequency block, was determined to be at least 1% of the emission bandwidth.

The worst case –26dBc bandwidth for the GSM850 band was measured to be 278.0 kHz, and for the PCS1900 band was measured to be 280.0 kHz as shown below. This results in a 3.0 kHz resolution bandwidth.

On any frequency outside the frequency block and outside the adjacent 1 MHz bands, a resolution bandwidth of at least 1 MHz was employed.

Test Data for GSM850 band and PCS1900 band selected Frequencies in GSM mode.

850 band Frequency (MHz)	-26dBc Bandwidth (kHz)	99% Occupied Bandwidth (kHz)
824.2	278	247
837.6	268	245
848.8	273	245

1900 band Frequency (MHz)	-26dBc Bandwidth (kHz)	99% Occupied Bandwidth (kHz)
1850.2	280	243
1880.0	270	242
1909.8	267	245

Measurement Plots for GSM850 and PCS1900 in GSM mode

Refer to the following measurement plots for more detail.

See Figures 13 to 24 for the plots of the –26dBc Bandwidth and 99% Occupied Bandwidth.

The RF power output was at maximum for all the recorded measurements shown below.

Date of Test: June 06 2007

RTS RIM Testing Services	EMI Test Report for the BlackBerry® smartphone Model RBJ41GW	
Test Report No. RTS-0510-0705-04	Dates of Test June 2 to 14, 2007	Author Data K. Chow

Conducted RF Emission Test Data cont'd

Test Data for GSM850 band and PCS1900 band selected Frequencies in EDGE mode.

850 band Frequency (MHz)	99% Occupied Bandwidth (kHz)
824.2	243.3
837.6	246.7
848.8	245.0

1900 band Frequency (MHz)	99% Occupied Bandwidth (kHz)
1850.2	245.0
1880.0	241.7
1909.8	243.0

Measurement Plots for GSM850 band and PCS1900 band in EDGE mode

Refer to the following measurement plots for more detail.

See Figures 13 to 30 for the plots of the 99% Occupied Bandwidth.

See Figures 31 to 34 for plots of the channel mask results.

The RF power output was at maximum for all the recorded measurements shown below.

Date of Test: June 06 2007

RTS RIM Testing Services	EMI Test Report for the BlackBerry® smartphone Model RBJ41GW	
	Test Report No. RTS-0510-0705-04	Dates of Test June 2 to 14, 2007

Conducted RF Emission Test Data cont'd

Figure 5: GSM850 band, Spurious Conducted Emissions, High Channel

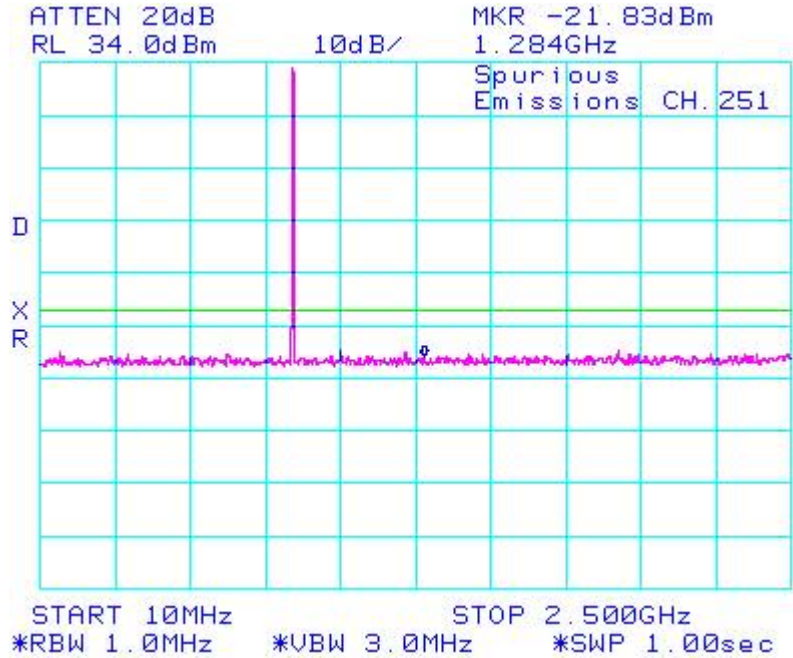
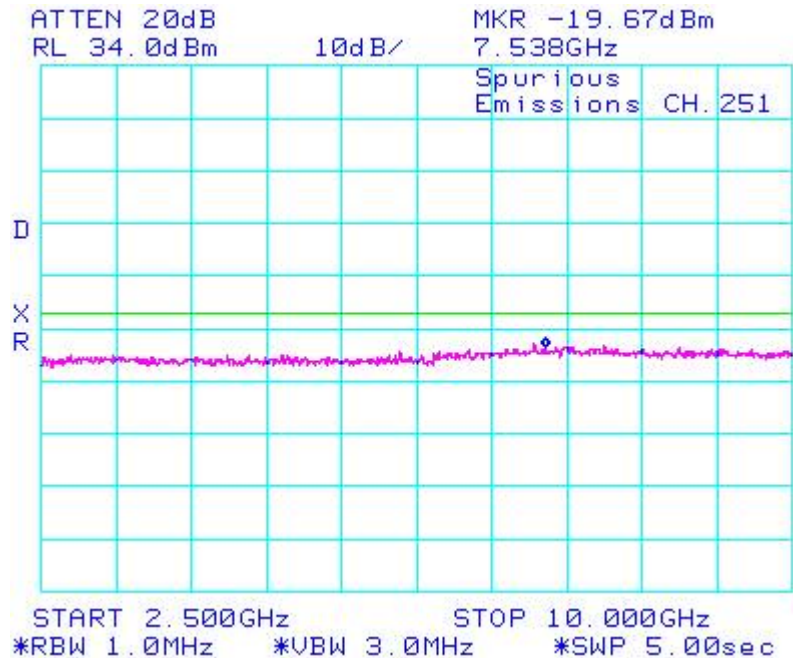


Figure 6: GSM850 band, Spurious Conducted Emissions, High Channel



RTS RIM Testing Services	EMI Test Report for the BlackBerry® smartphone Model RBJ41GW	
	Test Report No. RTS-0510-0705-04	Dates of Test June 2 to 14, 2007

Conducted RF Emission Test Data cont'd

Figure 7: PCS1900 band, Spurious Conducted Emissions, Low Channel

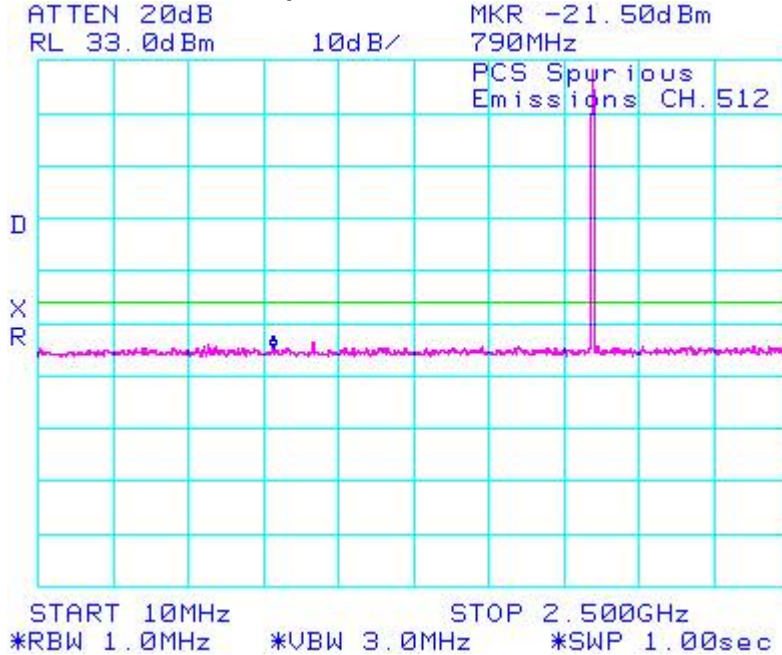
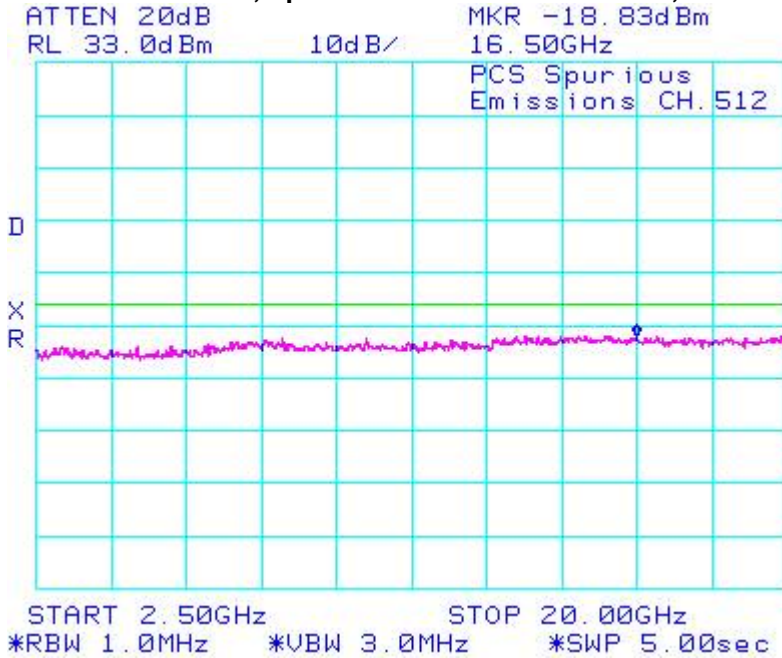


Figure 8: PCS1900 band, Spurious Conducted Emissions, Low Channel



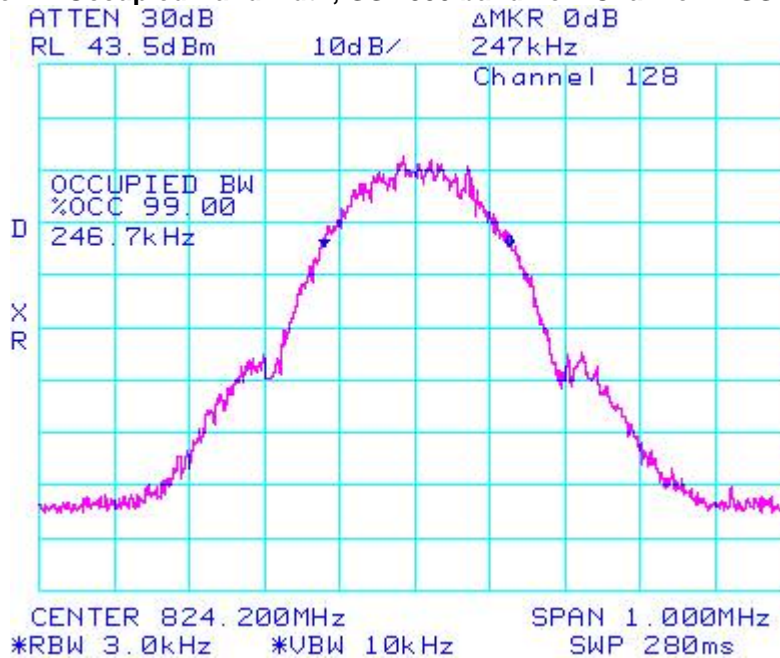
RTS RIM Testing Services	EMI Test Report for the BlackBerry® smartphone Model RBJ41GW	
Test Report No. RTS-0510-0705-04	Dates of Test June 2 to 14, 2007	Author Data K. Chow

Conducted RF Emission Test Data cont'd

Figure 13: -26dBc bandwidth, GSM850 band Low Channel in GSM mode



Figure 14: Occupied Bandwidth, GSM850 band Low Channel in GSM mode



RTS RIM Testing Services	EMI Test Report for the BlackBerry® smartphone Model RBJ41GW	
Test Report No. RTS-0510-0705-04	Dates of Test June 2 to 14, 2007	Author Data K. Chow

Conducted RF Emission Test Data cont'd

Figure 15: -26dBc bandwidth, GSM850 band Middle Channel in GSM mode

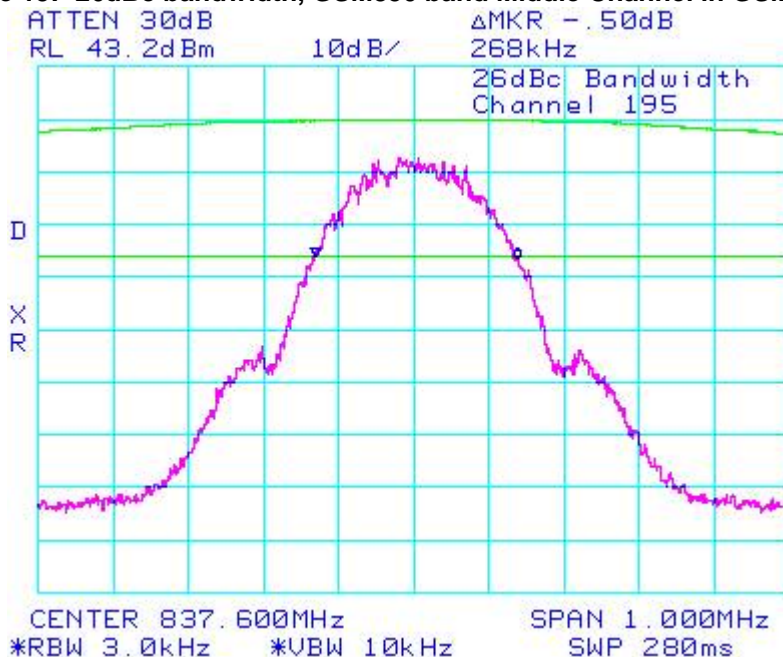
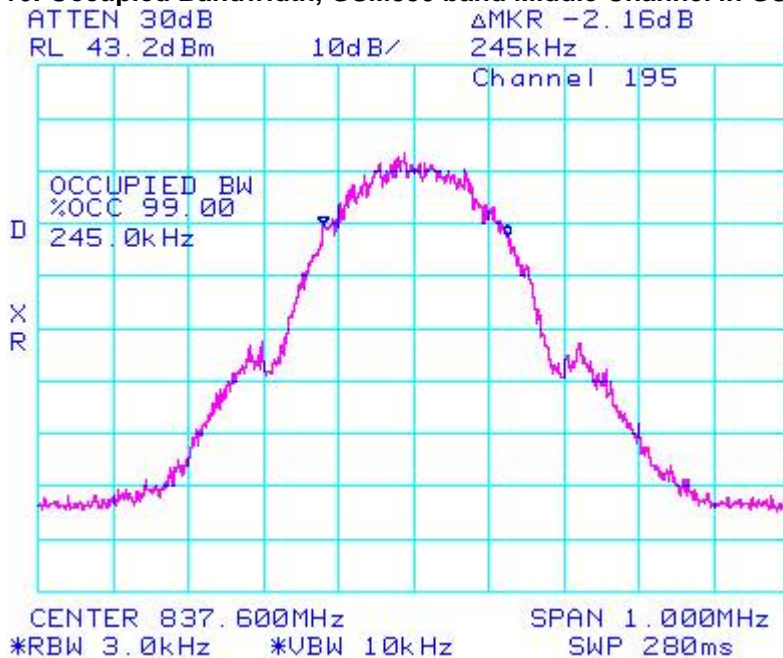


Figure 16: Occupied Bandwidth, GSM850 band Middle Channel in GSM mode



RTS RIM Testing Services	EMI Test Report for the BlackBerry® smartphone Model RBJ41GW	
Test Report No. RTS-0510-0705-04	Dates of Test June 2 to 14, 2007	Author Data K. Chow

Conducted RF Emission Test Data cont'd

Figure 31: GSM850 band, Low Channel Mask

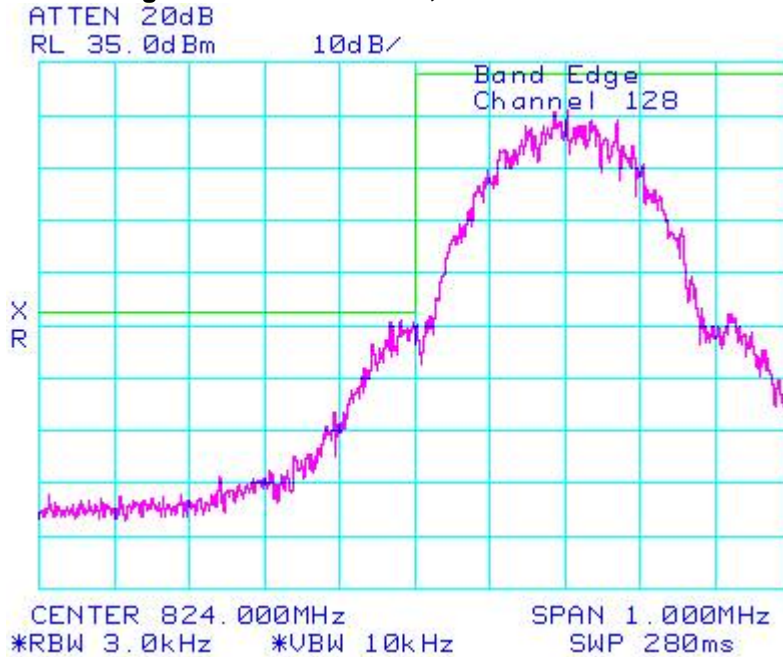
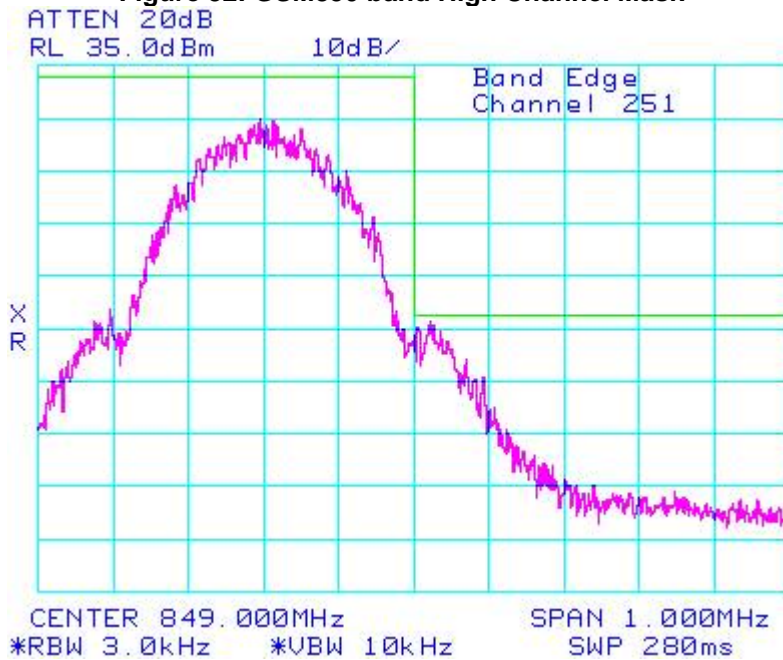


Figure 32: GSM850 band High Channel Mask



RTS RIM Testing Services	EMI Test Report for the BlackBerry® smartphone Model RBJ41GW	
Test Report No. RTS-0510-0705-04	Dates of Test June 2 to 14, 2007	Author Data K. Chow

Conducted RF Emission Test Data cont'd

Figure 33: PCS1900, Low Channel Mask

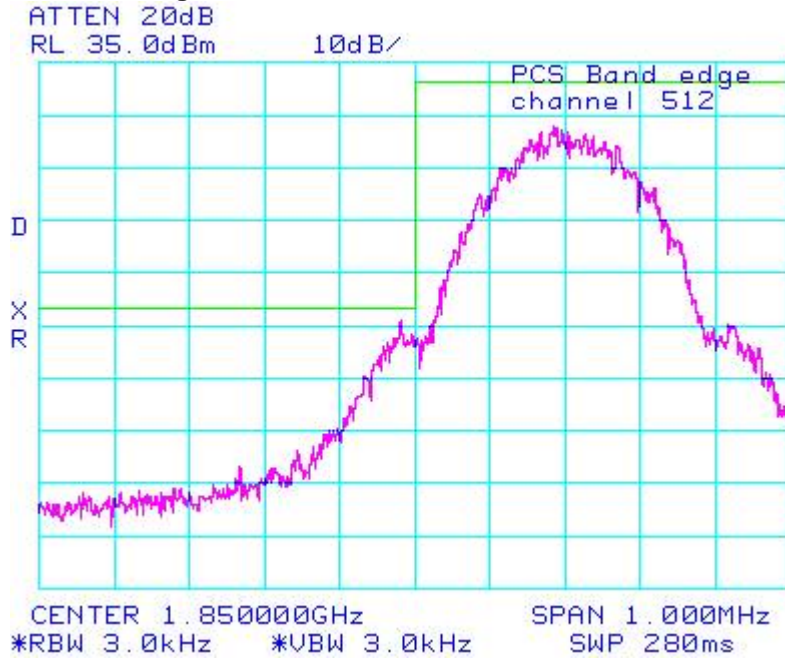
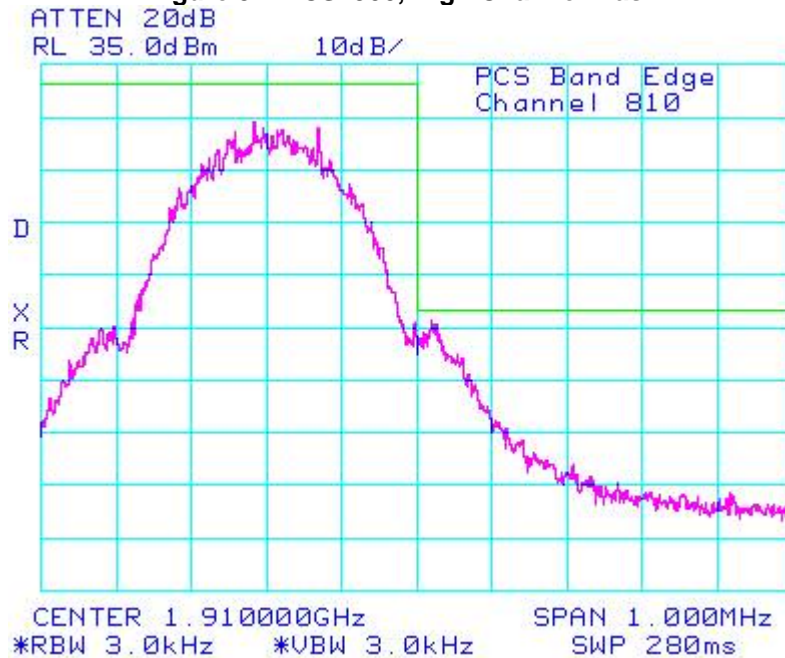


Figure 34: PCS1900, High Channel Mask



RTS RIM Testing Services	EMI Test Report for the BlackBerry® smartphone Model RBJ41GW	
Test Report No. RTS-0510-0705-04	Dates of Test June 2 to 14, 2007	Author Data K. Chow

APPENDIX 2 – CONDUCTED RF OUTPUT POWER TEST DATA

RTS RIM Testing Services	EMI Test Report for the BlackBerry® smartphone Model RBJ41GW	
Test Report No. RTS-0510-0705-04	Dates of Test June 2 to 14, 2007	Author Data K. Chow

Conducted RF Output Power Test Data

The conducted RF output power was measured using the Communication Tester, Rohde & Schwarz, model CMU 200. The low, middle and high channels were measured at maximum radio output power. The insertion loss of the coaxial cable from the CMU 200 to the Handheld was compensated for in the measurements. Peak nominal output power is 33.0 dBm \pm 0.5 dB for GSM850 and 30.5 dBm \pm 0.5 dB for PCS.

Date of Test: June 07, 2007

Test Results

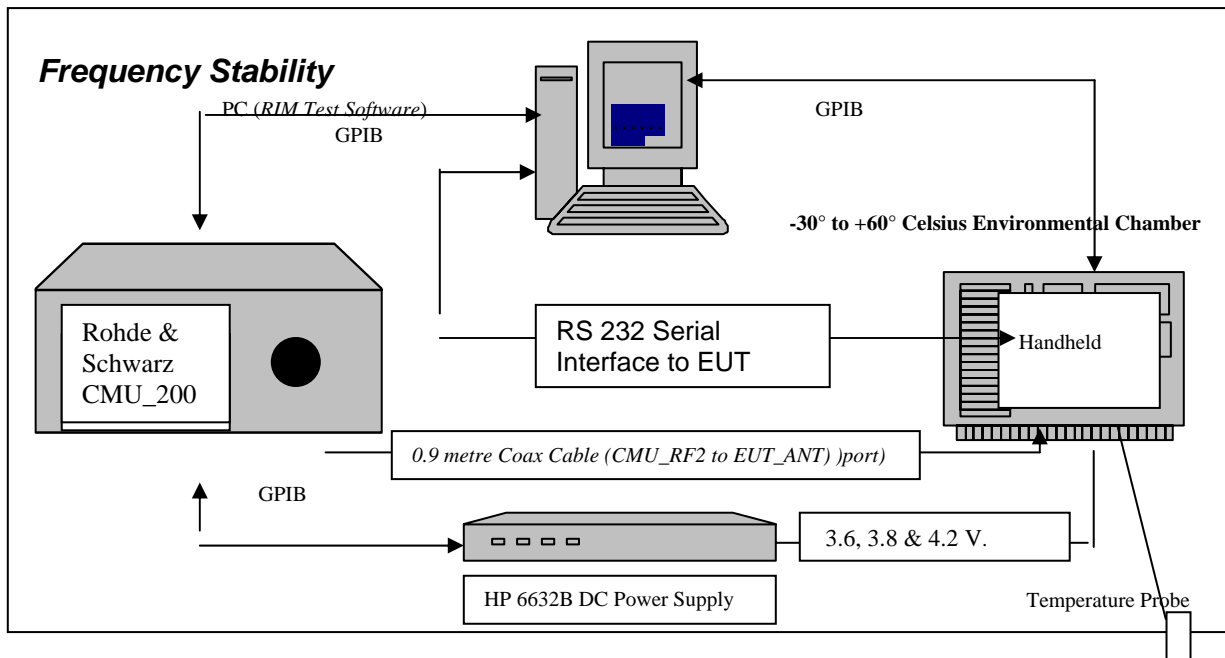
Channel	Frequency (MHz)	Maximum Output Power (dBm)	Maximum Output Power (Watts)
<u>GSM850</u>			
128	824.20	33.2	2.089
189	837.60	32.9	1.950
251	848.80	32.8	1.906
<u>GSM850 EDGE/GPRS/GSM (2-timeslot)</u>			
128	824.20	31.0	1.259
189	837.60	30.7	1.175
251	848.80	30.6	1.148
<u>PCS</u>			
512	1850.2	30.8	1.202
661	1880.0	30.6	1.148
810	1909.8	30.6	1.148
<u>PCS EDGE/GPRS/GSM (2-timeslot)</u>			
512	1850.2	27.9	0.617
661	1880.0	27.8	0.603
810	1909.8	27.9	0.617

RTS RIM Testing Services	EMI Test Report for the BlackBerry® smartphone Model RBJ41GW	
Test Report No. RTS-0510-0705-04	Dates of Test June 2 to 14, 2007	Author Data K. Chow

APPENDIX 3 – FREQUENCY STABILITY TEST DATA

RTS RIM Testing Services	EMI Test Report for the BlackBerry® smartphone Model RBJ41GW	
Test Report No. RTS-0510-0705-04	Dates of Test June 2 to 14, 2007	Author Data K. Chow

Frequency Stability Test Data



CFR 47 Chapter 1 - Federal Communications Commission Rules

- Part 2 Required Measurements
- 2.995 Frequency Stability - Procedures
- (a,b) Frequency Stability - Temperature Variation
- (d) Frequency Stability - Voltage Variation

24.235 Frequency Stability.

The frequency stability shall be sufficient to ensure that the fundamental emission stays within the authorized frequency block.

The EUT meets the requirements as stated in CFR 47 chapter 1, Section 24.235, RSS-133, CFR 47 chapter 1, Section 22.917 and RSS-132 Frequency Stability.

Frequency Stability measurement devices were configured as presented in the block diagram recording frequency, power, data, temperatures, and stepped voltages controlled via a GPIB interface linked to the Environmental chamber, a DC power supply, and the Communications Test Set. A 0.9-metre coax cable was calibrated to characterize the insertion loss for the transmitted frequencies between the RF input/output of the CMU 200 and the EUT antenna port.

Calibration for the Cable Loss was performed in the RF Laboratory using the Giga-tronics power meter and Agilent Signal Generator. The cable assembly from the RF input to the RF output was measured at the following Frequencies:

RTS RIM Testing Services	EMI Test Report for the BlackBerry® smartphone Model RBJ41GW	
Test Report No. RTS-0510-0705-04	Dates of Test June 2 to 14, 2007	Author Data K. Chow

PCS Frequency (MHz)	Cable loss (dB)
1850.2	1.40
1880.0	1.40
1909.8	1.40

GSM 850 Frequency (MHz)	Cable loss (dB)
824.2	0.90
836.4	0.90
848.6	0.90

Procedure:

The EUT was placed in the Temperature chamber and connected to CMU 200 outside as shown in the figure above. Dry air was pumped inside the temperature chamber to maintain a backpressure during the test. The EUT was kept in the off condition at all times except when the measurements were to be made.

The chamber was switched on and the temperature was set to -30°C. After the chamber stabilized at -30 °C there was a soak period of one hour to alleviate moisture in the chamber, the EUT voltage was enabled. The system software recorded the frequency, power, and associated measurements.

A Computer system controlled the automated software. This application was given the command of activating all machines intrinsic to the temperature and voltage tests controlling the CMU 200 via the GPIB Bus. The Environmental Chamber was instructed through an RS-232 serial line. The EUT dialogue was passed through a serial connection.

The EUT repetitively transmitted 100 bursts for each set of programmed parameters recording temperature, voltage settings, and systematically selected frequencies. The power supply was cycled from minimum voltage 3.6 volts, to 3.8 volts to 4.2 volts nominal voltage. The frequency error was measured at a maximum output power and recorded by the automated system test software.

The EUT output power and frequency was measured at 3.6 volts, 3.8 volts and 4.2 volts. The transmit frequency was varied in 3 steps consisting of 824.2, 836.4, and 848.6 MHz for the GSM850 band and 1850.2, 1880.0 and 1909.8 MHz for the PCS band. This frequency was recorded in MHz and deviation from nominal, in Parts Per Million. After the initial one-hour soak at the beginning of the tests, a period of thirty minutes soak was initialized between each ascending temperature step, before proceeding to the next measurement test cycle.

RTS RIM Testing Services	EMI Test Report for the BlackBerry® smartphone Model RBJ41GW	
Test Report No. RTS-0510-0705-04	Dates of Test June 2 to 14, 2007	Author Data K. Chow

PROCEDURE:

The test system software for commencing the Frequency Stability Tests carried through the following cycle.

1. Switch on the HP 6632B power supply; CMU 200 Communications test Set, and Environmental Chamber.
2. Start test program
3. Set the Temperature to -30°C and maintain a period of one- hour soak time, with the EUT supply voltage disabled.
4. Set power supply voltage to 3.6 volts.
5. Set up CMU 200 Radio Communication Tester.
6. Command the CMU 200 to switch to the low channel.
7. Enable the voltage to the EUT, and connect a link to the CMU 200 test set.
8. EUT is commanded to Transmit 100 Bursts.
9. Software logs the following data from the CMU 200, power supply and temperature chamber: Traffic Channel Number, Traffic Channel Frequency, Power Level, Chamber Temperature, Supply Voltage, Power, Frequency Error.
10. The CMU 200 commands the EUT to change frequency to the middle channel and high channel and repeats steps 7 to 9.
11. Repeat steps 5 to 10 changing the supply voltage to 3.8 Volts
12. Increase temperature by 10°C and soak for 1/2 hour.
13. Repeat steps 4 - 12 for temperatures -30°C to 60°C .
14. Repeat steps 5 to 10 changing the supply voltage to 4.2 volts

Procedure 5 to 10 was repeated at room temperature (20°C) with the power supply voltage set to 3.6, 3.8 and 4.2 volts.

The maximum frequency error in the GSM850 band measured was **0.087 PPM**.

The maximum frequency error in the PCS band measured was **-0.041 PPM**.

RTS RIM Testing Services	EMI Test Report for the BlackBerry® smartphone Model RBJ41GW	
Test Report No. RTS-0510-0705-04	Dates of Test June 2 to 14, 2007	Author Data K. Chow

GSM850 Channel results: channels 128, 189 and 250 @ 20°C maximum transmitted power

Date of Test: June 07, 2007

Traffic Channel Number	GSM850 Frequency (MHz)	Voltage (Volts)	Temperature (Celsius)	Frequency Error (Hz)	PPM
128	824.20	3.6	20	71.42	0.087
189	836.40	3.6	20	15.24	0.018
250	848.60	3.6	20	-15.76	-0.019

Traffic Channel Number	GSM850 Frequency (MHz)	Voltage (Volts)	Temperature (Celsius)	Frequency Error (Hz)	PPM
128	824.20	3.8	20	-13.17	-0.016
189	836.40	3.8	20	-12.53	-0.015
250	848.60	3.8	20	-21.63	-0.025

Traffic Channel Number	GSM850 Frequency (MHz)	Voltage (Volts)	Temperature (Celsius)	Frequency Error (Hz)	PPM
128	824.20	4.2	20	-20.53	-0.025
189	836.40	4.2	20	-15.17	-0.018
250	848.60	4.2	20	-13.37	-0.016

RTS RIM Testing Services	EMI Test Report for the BlackBerry® smartphone Model RBJ41GW	
Test Report No. RTS-0510-0705-04	Dates of Test June 2 to 14, 2007	Author Data K. Chow

GSM850 Results: channel 128 @ maximum transmitted power

Traffic Channel Number	Frequency (MHz)	Voltage (Volts)	Temperature (Celsius)	Frequency Error (Hz)	PPM
128	824.20	3.6	-30	10.40	0.013
128	824.20	3.6	-20	-12.46	-0.015
128	824.20	3.6	-10	17.89	0.022
128	824.20	3.6	0	40.10	0.049
128	824.20	3.6	10	41.91	0.051
128	824.20	3.6	20	71.42	0.087
128	824.20	3.6	30	53.72	0.065
128	824.20	3.6	40	14.98	0.018
128	824.20	3.6	50	-18.14	-0.022
128	824.20	3.6	60	29.57	0.036

Traffic Channel Number	Frequency (MHz)	Voltage (Volts)	Temperature (Celsius)	Frequency Error (Hz)	PPM
128	824.20	3.8	-30	-14.72	-0.018
128	824.20	3.8	-20	-35.77	-0.043
128	824.20	3.8	-10	-34.61	-0.042
128	824.20	3.8	0	9.49	0.012
128	824.20	3.8	10	-13.24	-0.016
128	824.20	3.8	20	-13.17	-0.016
128	824.20	3.8	30	27.83	0.034
128	824.20	3.8	40	34.16	0.041
128	824.20	3.8	50	50.37	0.061
128	824.20	3.8	60	59.21	0.072

Traffic Channel Number	Frequency (MHz)	Voltage (Volts)	Temperature (Celsius)	Frequency Error (Hz)	PPM
128	824.20	4.2	-30	-17.89	-0.022
128	824.20	4.2	-20	-24.73	-0.030
128	824.20	4.2	-10	-25.70	-0.031
128	824.20	4.2	0	23.25	0.028
128	824.20	4.2	10	-10.65	-0.013
128	824.20	4.2	20	-20.53	-0.025
128	824.20	4.2	30	14.59	0.018
128	824.20	4.2	40	-13.56	-0.016
128	824.20	4.2	50	-19.44	-0.024
128	824.20	4.2	60	13.04	0.016

RTS RIM Testing Services	EMI Test Report for the BlackBerry® smartphone Model RBJ41GW	
Test Report No. RTS-0510-0705-04	Dates of Test June 2 to 14, 2007	Author Data K. Chow

GSM850 Results: channel 189 @ maximum transmitted power

Traffic Channel Number	Frequency (MHz)	Voltage (Volts)	Temperature (Celsius)	Frequency Error (Hz)	PPM
189	836.40	3.6	-30	22.66	0.027
189	836.40	3.6	-20	-28.61	-0.034
189	836.40	3.6	-10	-24.34	-0.029
189	836.40	3.6	0	-16.14	-0.019
189	836.40	3.6	10	-25.57	-0.031
189	836.40	3.6	20	15.24	0.018
189	836.40	3.6	30	26.41	0.032
189	836.40	3.6	40	32.29	0.039
189	836.40	3.6	50	53.66	0.064
189	836.40	3.6	60	61.60	0.074

Traffic Channel Number	Frequency (MHz)	Voltage (Volts)	Temperature (Celsius)	Frequency Error (Hz)	PPM
189	836.40	3.8	-30	-12.98	-0.016
189	836.40	3.8	-20	-30.22	-0.036
189	836.40	3.8	-10	-26.54	-0.032
189	836.40	3.8	0	26.02	0.031
189	836.40	3.8	10	-8.01	-0.010
189	836.40	3.8	20	-12.53	-0.015
189	836.40	3.8	30	15.76	0.019
189	836.40	3.8	40	14.79	0.018
189	836.40	3.8	50	17.76	0.021
189	836.40	3.8	60	32.35	0.039

Traffic Channel Number	Frequency (MHz)	Voltage (Volts)	Temperature (Celsius)	Frequency Error (Hz)	PPM
189	836.40	4.2	-30	-25.38	-0.030
189	836.40	4.2	-20	-19.82	-0.024
189	836.40	4.2	-10	-18.98	-0.023
189	836.40	4.2	0	-17.24	-0.021
189	836.40	4.2	10	18.21	0.022
189	836.40	4.2	20	-15.17	-0.018
189	836.40	4.2	30	-12.72	-0.015
189	836.40	4.2	40	-21.70	-0.026
189	836.40	4.2	50	-22.34	-0.027
189	836.40	4.2	60	19.69	0.024

RTS RIM Testing Services	EMI Test Report for the BlackBerry® smartphone Model RBJ41GW	
Test Report No. RTS-0510-0705-04	Dates of Test June 2 to 14, 2007	Author Data K. Chow

GSM850 Results: channel 250 @ maximum transmitted power

Traffic Channel Number	Frequency (MHz)	Voltage (Volts)	Temperature (Celsius)	Frequency Error (Hz)	PPM
250	848.60	3.6	-30	-16.59	-0.020
250	848.60	3.6	-20	-33.06	-0.039
250	848.60	3.6	-10	-35.39	-0.042
250	848.60	3.6	0	-35.90	-0.042
250	848.60	3.6	10	10.01	0.012
250	848.60	3.6	20	-15.76	-0.019
250	848.60	3.6	30	14.98	0.018
250	848.60	3.6	40	15.11	0.018
250	848.60	3.6	50	19.05	0.022
250	848.60	3.6	60	34.87	0.041

Traffic Channel Number	Frequency (MHz)	Voltage (Volts)	Temperature (Celsius)	Frequency Error (Hz)	PPM
250	848.60	3.8	-30	-9.49	-0.011
250	848.60	3.8	-20	-27.70	-0.033
250	848.60	3.8	-10	-29.25	-0.034
250	848.60	3.8	0	16.21	0.019
250	848.60	3.8	10	-18.85	-0.022
250	848.60	3.8	20	-21.63	-0.025
250	848.60	3.8	30	10.40	0.012
250	848.60	3.8	40	10.53	0.012
250	848.60	3.8	50	-9.30	-0.011
250	848.60	3.8	60	14.46	0.017

Traffic Channel Number	Frequency (MHz)	Voltage (Volts)	Temperature (Celsius)	Frequency Error (Hz)	PPM
250	848.60	4.2	-30	-16.27	-0.019
250	848.60	4.2	-20	-16.66	-0.020
250	848.60	4.2	-10	-21.63	-0.025
250	848.60	4.2	0	-11.88	-0.014
250	848.60	4.2	10	21.37	0.025
250	848.60	4.2	20	-13.37	-0.016
250	848.60	4.2	30	-19.11	-0.023
250	848.60	4.2	40	-26.54	-0.031
250	848.60	4.2	50	-26.67	-0.031
250	848.60	4.2	60	19.37	0.023

RTS RIM Testing Services	EMI Test Report for the BlackBerry® smartphone Model RBJ41GW	
Test Report No. RTS-0510-0705-04	Dates of Test June 2 to 14, 2007	Author Data K. Chow

PCS Channel results: channels 512, 661, & 810 @ 20°C maximum transmitted power

Date of Test: June 07, 2007

Traffic Channel Number	PCS Frequency (MHz)	Voltage (Volts)	Temperature (Celsius)	Frequency Error (Hz)	PPM
512	1850.2	3.6	20	-50.04	-0.027
661	1880.0	3.6	20	-43.84	-0.023
810	1909.8	3.6	20	-58.89	-0.031

Traffic Channel Number	PCS Frequency (MHz)	Voltage (Volts)	Temperature (Celsius)	Frequency Error (Hz)	PPM
512	1850.2	3.8	20	-61.28	-0.033
661	1880.0	3.8	20	-38.68	-0.021
810	1909.8	3.8	20	-36.29	-0.019

Traffic Channel Number	PCS Frequency (MHz)	Voltage (Volts)	Temperature (Celsius)	Frequency Error (Hz)	PPM
512	1850.2	4.2	20	-67.28	-0.036
661	1880.0	4.2	20	-55.66	-0.030
810	1909.8	4.2	20	-59.99	-0.031

RTS RIM Testing Services	EMI Test Report for the BlackBerry® smartphone Model RBJ41GW	
Test Report No. RTS-0510-0705-04	Dates of Test June 2 to 14, 2007	Author Data K. Chow

PCS 1900 Results: channel 512 @ maximum transmitted power

Traffic Channel Number	Frequency (MHz)	Voltage (Volts)	Temperature (Celsius)	Frequency Error (Hz)	PPM
512	1850.2	3.6	-30	-26.47	-0.014
512	1850.2	3.6	-20	-23.83	-0.013
512	1850.2	3.6	-10	-48.69	-0.026
512	1850.2	3.6	0	-41.97	-0.023
512	1850.2	3.6	10	-50.17	-0.027
512	1850.2	3.6	20	-50.04	-0.027
512	1850.2	3.6	30	-69.80	-0.038
512	1850.2	3.6	40	-63.47	-0.034
512	1850.2	3.6	50	-57.28	-0.031
512	1850.2	3.6	60	-64.31	-0.035

Traffic Channel Number	Frequency (MHz)	Voltage (Volts)	Temperature (Celsius)	Frequency Error (Hz)	PPM
512	1850.2	3.8	-30	-39.39	-0.021
512	1850.2	3.8	-20	-71.03	-0.038
512	1850.2	3.8	-10	-56.63	-0.031
512	1850.2	3.8	0	-56.44	-0.031
512	1850.2	3.8	10	-61.28	-0.033
512	1850.2	3.8	20	-61.28	-0.033
512	1850.2	3.8	30	-69.29	-0.037
512	1850.2	3.8	40	-60.12	-0.032
512	1850.2	3.8	50	-60.44	-0.033
512	1850.2	3.8	60	-67.54	-0.037

Traffic Channel Number	Frequency (MHz)	Voltage (Volts)	Temperature (Celsius)	Frequency Error (Hz)	PPM
512	1850.2	4.2	-30	-46.43	-0.025
512	1850.2	4.2	-20	-44.23	-0.024
512	1850.2	4.2	-10	-61.34	-0.033
512	1850.2	4.2	0	-40.87	-0.022
512	1850.2	4.2	10	-51.08	-0.028
512	1850.2	4.2	20	-67.28	-0.036
512	1850.2	4.2	30	-58.24	-0.031
512	1850.2	4.2	40	-66.32	-0.036
512	1850.2	4.2	50	-68.32	-0.037
512	1850.2	4.2	60	-50.04	-0.027

RTS RIM Testing Services	EMI Test Report for the BlackBerry® smartphone Model RBJ41GW	
Test Report No. RTS-0510-0705-04	Dates of Test June 2 to 14, 2007	Author Data K. Chow

PCS 1900 Results: channel 661 @ maximum transmitted power

Traffic Channel Number	Frequency (MHz)	Voltage (Volts)	Temperature (Celsius)	Frequency Error (Hz)	PPM
661	1880	3.6	-30	-48.43	-0.026
661	1880	3.6	-20	-57.99	-0.031
661	1880	3.6	-10	-68.19	-0.036
661	1880	3.6	0	-46.81	-0.025
661	1880	3.6	10	-60.63	-0.032
661	1880	3.6	20	-43.84	-0.023
661	1880	3.6	30	-77.42	-0.041
661	1880	3.6	40	-37.32	-0.020
661	1880	3.6	50	-38.87	-0.021
661	1880	3.6	60	-54.50	-0.029

Traffic Channel Number	Frequency (MHz)	Voltage (Volts)	Temperature (Celsius)	Frequency Error (Hz)	PPM
661	1880	3.8	-30	-28.09	-0.015
661	1880	3.8	-20	-44.04	-0.023
661	1880	3.8	-10	-33.25	-0.018
661	1880	3.8	0	-16.08	-0.009
661	1880	3.8	10	-31.77	-0.017
661	1880	3.8	20	-38.68	-0.021
661	1880	3.8	30	-62.70	-0.033
661	1880	3.8	40	-48.75	-0.026
661	1880	3.8	50	-53.72	-0.029
661	1880	3.8	60	-46.69	-0.025

Traffic Channel Number	Frequency (MHz)	Voltage (Volts)	Temperature (Celsius)	Frequency Error (Hz)	PPM
661	1880	4.2	-30	-57.28	-0.030
661	1880	4.2	-20	-24.02	-0.013
661	1880	4.2	-10	-30.99	-0.016
661	1880	4.2	0	-39.71	-0.021
661	1880	4.2	10	-27.06	-0.014
661	1880	4.2	20	-55.66	-0.030
661	1880	4.2	30	-62.57	-0.033
661	1880	4.2	40	-50.88	-0.027
661	1880	4.2	50	-47.33	-0.025
661	1880	4.2	60	-29.57	-0.016

RTS RIM Testing Services	EMI Test Report for the BlackBerry® smartphone Model RBJ41GW	
	Test Report No. RTS-0510-0705-04	Dates of Test June 2 to 14, 2007
		Author Data K. Chow

PCS 1900 Results: channel 810 @ maximum transmitted power

Traffic Channel Number	Frequency (MHz)	Voltage (Volts)	Temperature (Celsius)	Frequency Error (Hz)	PPM
810	1909.8	3.6	-30	-32.61	-0.017
810	1909.8	3.6	-20	-54.24	-0.028
810	1909.8	3.6	-10	-44.30	-0.023
810	1909.8	3.6	0	-58.37	-0.031
810	1909.8	3.6	10	-78.58	-0.041
810	1909.8	3.6	20	-58.89	-0.031
810	1909.8	3.6	30	-69.74	-0.037
810	1909.8	3.6	40	-25.96	-0.014
810	1909.8	3.6	50	-22.60	-0.012
810	1909.8	3.6	60	-50.43	-0.026

Traffic Channel Number	Frequency (MHz)	Voltage (Volts)	Temperature (Celsius)	Frequency Error (Hz)	PPM
810	1909.8	3.8	-30	-23.44	-0.012
810	1909.8	3.8	-20	-43.00	-0.023
810	1909.8	3.8	-10	-34.35	-0.018
810	1909.8	3.8	0	-53.27	-0.028
810	1909.8	3.8	10	-31.96	-0.017
810	1909.8	3.8	20	-36.29	-0.019
810	1909.8	3.8	30	-52.56	-0.028
810	1909.8	3.8	40	-47.40	-0.025
810	1909.8	3.8	50	-43.00	-0.023
810	1909.8	3.8	60	-46.81	-0.025

Traffic Channel Number	Frequency (MHz)	Voltage (Volts)	Temperature (Celsius)	Frequency Error (Hz)	PPM
810	1909.8	4.2	-30	-54.76	-0.029
810	1909.8	4.2	-20	-18.79	-0.010
810	1909.8	4.2	-10	-35.13	-0.018
810	1909.8	4.2	0	-30.41	-0.016
810	1909.8	4.2	10	-53.85	-0.028
810	1909.8	4.2	20	-59.99	-0.031
810	1909.8	4.2	30	-72.13	-0.038
810	1909.8	4.2	40	-47.33	-0.025
810	1909.8	4.2	50	-45.01	-0.024
810	1909.8	4.2	60	-31.06	-0.016

RTS RIM Testing Services	EMI Test Report for the BlackBerry® smartphone Model RBJ41GW	
Test Report No. RTS-0510-0705-04	Dates of Test June 2 to 14, 2007	Author Data K. Chow

APPENDIX 4 – RADIATED EMISSIONS TEST DATA

RTS RIM Testing Services	EMI Test Report for the BlackBerry® smartphone Model RBJ41GW		
Test Report No. RTS-0510-0705-04	Dates of Test June 2 to 14, 2007	Author Data K. Chow	

Radiated Emissions Test Data Results cont'd

GSM Mode

Test distance is 3.0 metres.

Date of test: June 04, 2007 to June 14, 2007

EUT				Rx Antenna		Spectrum Analyzer		Substitution Method				
Type	Ch	Frequency (MHz)	Band	Type	Pol.	Reading (dBuV)	Max (V,H) (dBuV)	Pol. Tx-Rx	Reading (dBm)	Corrected Reading (relative to dipole)	Limit (dBm)	Diff to Limit (dB)
GSM850 Band (Harmonics) Handheld Standalone, USB up												
Low Channel – 824.2 MHz												
2nd	128	1648.40	850	Horn	V	53.55	56.31	V-V	-10.92	-43.91	-13	-31.9
2nd	128	1648.40	850	Horn	H	56.31		H-H	-7.24			
3rd	128	2472.60	850	Horn	V	56.81	56.81	V-V	5.98	-31.52	-13	-18.5
3rd	128	2472.60	850	Horn	H	52.42		H-H	-0.22			
The emissions were investigated up to the 10 th harmonic. Emissions above the 3 rd harmonic were in the noise floor (NF).												
Mid Channel – 837.6 MHz												
2nd	195	1675.20	850	Horn	V	51.52	56.32	V-V	-12.34	-43.58	-13	-30.6
2nd	195	1675.20	850	Horn	H	56.32		H-H	-6.78			
3rd	195	2512.80	850	Horn	V	53.82	53.82	V-V	2.94	-34.66	-13	-21.7
3rd	195	2512.80	850	Horn	H	49.87		H-H	-3.26			
The emissions were investigated up to the 10 th harmonic. Emissions above the 3 rd harmonic were in the NF.												
High Channel – 848.8 MHz												
2nd	251	1697.60	850	Horn	V	51.17	58.39	V-V	-11.64	-41.02	-13	-28.0
2nd	251	1697.60	850	Horn	H	58.39		H-H	-4.16			
3rd	251	2546.40	850	Horn	V	49.09	49.09	V-V	-3.34	-40.87	-13	-27.9
3rd	251	2546.40	850	Horn	H	47.12		H-H	-7.08			
The emissions were investigated up to the 10 th harmonic. Emissions above the 3 rd harmonic were in the NF.												

RTS RIM Testing Services	EMI Test Report for the BlackBerry® smartphone Model RBJ41GW		
Test Report No. RTS-0510-0705-04	Dates of Test June 2 to 14, 2007	Author Data K. Chow	

Radiated Emissions Test Data Results cont'd

GPRS Mode

Test distance is 3.0 metres.

Date of test: June 04, 2007 to June 14, 2007

EUT				Rx Antenna		Spectrum Analyzer		Substitution Method				
Type	Ch	Frequency (MHz)	Band	Type	Pol.	Reading (dBuV)	Max (V,H) (dBuV)	Pol. Tx-Rx	Reading (dBm)	Corrected Reading (relative to dipole)	Limit (dBm)	Diff to Limit (dB)
GSM850 Band (Harmonics) Handheld Standalone, USB up												
Low Channel – 824.2 MHz												
2nd	128	1648.40	850	Horn	V	48.14	51.26	V-V	-17.42	-49.63	-13	-36.6
2nd	128	1648.40	850	Horn	H	51.26		H-H	-12.96			
3rd	128	2472.60	850	Horn	V	49.53	49.53	V-V	-2.40	-39.90	-13	-26.9
3rd	128	2472.60	850	Horn	H	45.39		H-H	-7.42			
The emissions were investigated up to the 10 th harmonic. Emissions above the 3 rd harmonic were in the NF												
Mid Channel – 837.6 MHz												
2nd	195	1675.20	850	Horn	V	46.84	49.25	V-V	-18.66	-45.06	-13	-32.1
2nd	195	1675.20	850	Horn	H	49.25		H-H	-8.26			
3rd	195	2512.80	850	Horn	V	46.99	46.99	V-V	-5.50	-43.10	-13	-30.1
3rd	195	2512.80	850	Horn	H	43.87		H-H	-10.10			
The emissions were investigated up to the 10 th harmonic. Emissions above the 3 rd harmonic were in the NF.												
High Channel – 848.8 MHz												
2nd	251	1697.60	850	Horn	V	46.19	51.25	V-V	-18.38	-47.92	-13	-34.9
2nd	251	1697.60	850	Horn	H	51.25		H-H	-11.06			
3rd	251	2546.40	850	Horn	V	43.30	43.30	V-V	-11.36	-48.89	-13	-35.9
3rd	251	2546.40	850	Horn	H	42.41		H-H	-13.34			
The emissions were investigated up to the 10 th harmonic. Emissions above the 3 rd harmonic were in the NF.												

RTS RIM Testing Services	EMI Test Report for the BlackBerry® smartphone Model RBJ41GW		
Test Report No. RTS-0510-0705-04	Dates of Test June 2 to 14, 2007	Author Data K. Chow	

Radiated Emissions Test Data Results cont'd

Test distance is 3.0 metres.

Date of test: June 04, 2007 to June 14, 2007

EUT				Rx Antenna		Spectrum Analyzer		Substitution Method				
Type	Ch	Frequency (MHz)	Band	Type	Pol.	Reading (dBuV)	Max (V,H) (dBuV)	Pol. Tx-Rx	Reading (dBm)	Corrected Reading (relative to dipole)	Limit (dBm)	Diff to Limit (dB)
GSM850 Band (Harmonics) Handheld Standalone, USB up												
Low Channel – 824.2 MHz												
2nd	128	1648.40	850	Horn	V	48.17	51.40	V-V	-17.46	-48.31	-13	-35.3
2nd	128	1648.40	850	Horn	H	51.40		H-H	-11.64			
3rd	128	2472.60	850	Horn	V	49.03	49.03	V-V	-3.26	-40.76	-13	-27.8
3rd	128	2472.60	850	Horn	H	45.35		H-H	-8.50			
The emissions were investigated up to the 10 th harmonic. Emissions above the 3 rd harmonic were in the NF												
Mid Channel – 837.6 MHz												
2nd	195	1675.20	850	Horn	V	47.11	51.26	V-V	-18.32	-48.24	-13	-35.2
2nd	195	1675.20	850	Horn	H	51.26		H-H	-11.44			
3rd	195	2512.80	850	Horn	V	47.67	47.67	V-V	-4.90	-42.50	-13	-29.5
3rd	195	2512.80	850	Horn	H	43.77		H-H	-10.56			
The emissions were investigated up to the 10 th harmonic. Emissions above the 3 rd harmonic were in the NF.												
High Channel – 848.8 MHz												
2nd	251	1697.60	850	Horn	V	47.28	53.72	V-V	-16.88	-45.36	-13	-32.4
2nd	251	1697.60	850	Horn	H	53.72		H-H	-8.50			
3rd	251	2546.40	850	Horn	V	44.74	44.74	V-V	-9.06	-46.59	-13	-33.6
3rd	251	2546.40	850	Horn	H	42.11		H-H	-13.84			
The emissions were investigated up to the 10 th harmonic. Emissions above the 3 rd harmonic were in the NF.												

Radiated Emissions Test Data Results cont'd

RTS RIM Testing Services		EMI Test Report for the BlackBerry® smartphone Model RBJ41GW	
Test Report No. RTS-0510-0705-04		Dates of Test June 2 to 14, 2007	Author Data K. Chow

Test distance is 3.0 metres.

Date of test: June 04, 2007 to June 14, 2007

EUT				Rx Antenna		Spectrum Analyzer		Substitution Method				
Type	Ch	Frequency (MHz)	Band	Type	Pol.	Reading (dBuV)	Max (V,H) (dBuV)	Pol.	Reading (dBm)	Corrected Reading (relative to dipole)	Limit (dBm)	Diff to Limit (dB)
GSM BAND												
RF Local Oscillator (LO₁) Handheld Standalone, USB up												
<u>Low Channel (824.2 MHz)</u>												
F0	128	3296.8	850	Horn	V	NM	N/A	V-V	N/A	N/A	-	N/A
F0	128	3296.8	850	Horn	H	NM						
Emissions were in the NF.												
<u>High Channel (848.8 MHz)</u>												
F0	251	3395.2	850	Horn	V	NM	N/A	V-V	N/A	N/A	-	N/A
F0	251	3395.2	850	Horn	H	NM						
Emissions were in the NF.												
RF LO₂												
<u>Low Channel (824.2 MHz)</u>												
F0	128	3476.80	850	Horn	V	NF	N/A	V-V	N/A	N/A	-	N/A
F0	128	3476.80	850	Horn	H	NF						
Emissions were in the NF.												
<u>High Channel (848.8 MHz)</u>												
F0	251	3575.20	850	Horn	V	NF	N/A	V-V	N/A	N/A	-	N/A
F0	251	3575.20	850	Horn	H	NF						
Emissions were in the NF.												

RTS RIM Testing Services	EMI Test Report for the BlackBerry® smartphone Model RBJ41GW		
Test Report No. RTS-0510-0705-04	Dates of Test June 2 to 14, 2007	Author Data K. Chow	

Radiated Emissions Test Data Results cont'd

PCS Band

Test Distance was 3.0 metres.

Date of test: June 04, 2007 to June 14, 2007

								Substitution Method					
EUT				Receive Antenna		Spectrum Analyzer		Tracking Generator					
Type	Ch	Frequency (MHz)	Band	Type	Pol.	Reading (dBuV)	Max (V,H) dBuV	Pol. Tx-Rx	Reading (dBm)	Corrected Reading (relative to Isotropic Radiator)		Limit (dBm)	Diff to Limit (dB)
										(dBm)	(W)		
PCS BAND (EIRP)													
Handheld Standalone, USB down													
F0	512	1850.20	1900	Horn	V	80.58	89.58	V-V	-9.98	25.96	0.394	33	-7.04
F0	512	1850.20	1900	Horn	H	89.58		H-H	-8.94				
F0	661	1880.00	1900	Horn	V	78.92	89.14	V-V	-9.24	26.24	0.421	33	-6.76
F0	661	1880.00	1900	Horn	H	89.14		H-H	-8.26				
F0	810	1909.80	1900	Horn	V	77.91	89.49	V-V	-9.14	26.54	0.451	33	-6.46
F0	810	1909.80	1900	Horn	H	89.49		H-H	-7.66				

RTS RIM Testing Services	EMI Test Report for the BlackBerry® smartphone Model RBJ41GW		
Test Report No. RTS-0510-0705-04	Dates of Test June 2 to 14, 2007	Author Data K. Chow	

Radiated Emissions Test Data Results cont'd

Test Distance was 3.0 metres.

Date of test: June 04, 2007 to June 14, 2007

EUT								Substitution Method				
EUT				Receive Antenna		Spectrum Analyzer		Tracking Generator				
Type	Ch	Frequency (MHz)	Band	Pol. Type	Pol.	Reading (dBuV)	Max (V,H) (dBuV)	Pol. Tx-Rx	Reading (dBm)	Corrected Reading (relative to Isotropic Radiator) (dBm)	Limit (dBm)	Diff to Limit (dB)
PCS BAND (Harmonics) Handheld Standalone, USB up												
Low Channel 1850.2 MHz												
2 nd	512	3700.40	1900	Horn	V	40.59	41.00	V-V	-11.26	-45.91	-13	-32.91
2 nd	512	3700.40	1900	Horn	H	41.00		H-H	-9.84			
3 rd	512	5550.60	1900	Horn	V	NF	NF	V-V	-	-	-	-
3 rd	512	5550.60	1900	Horn	H	NF		H-H	-			
The emissions were investigated up to the 10th harmonic. Emissions above the 2 nd harmonic were in the NF												
Middle Channel 1880.0 MHz												
2 nd	661	3760.00	1900	Horn	V	40.24	40.24	V-V	-11.22	-47.32	-13	-34.32
2 nd	661	3760.00	1900	Horn	H	39.63		H-H	-11.92			
3 rd	661	5640.00	1900	Horn	V	NF	NF	V-V	-	-	-	-
3 rd	661	5640.00	1900	Horn	H	NF		H-H	-			
The emissions were investigated up to the 10th harmonic. Emissions above the 2 nd harmonic were in the NF												
High Channel 1909.8 MHz												
2 nd	810	3819.60	1900	Horn	V	44.61	44.61	V-V	-4.24	-40.37	-13	-27.37
2 nd	810	3819.60	1900	Horn	H	41.17		H-H	-9.62			
3 rd	810	5729.40	1900	Horn	V	NF	NF	V-V	-	-	-	-
3 rd	810	5729.40	1900	Horn	H	NF		H-H	-			
The emissions were investigated up to the 10th harmonic. Emissions above the 2 nd harmonic were in the NF												

RTS RIM Testing Services	EMI Test Report for the BlackBerry® smartphone Model RBJ41GW	
Test Report No. RTS-0510-0705-04	Dates of Test June 2 to 14, 2007	Author Data K. Chow

Radiated Emissions Test Data Results cont'd
GPRS Mode

Test Distance was 3.0 metres.
Date of test: June 04, 2007 to June 14, 2007

EUT								Substitution Method				
EUT				Receive Antenna		Spectrum Analyzer		Tracking Generator				
Type	Ch	Frequency (MHz)	Band	Pol. Type	Pol.	Reading (dBuV)	Max (V,H) (dBuV)	Pol. Tx-Rx	Reading (dBm)	Corrected Reading (relative to Isotropic Radiator) (dBm)	Limit (dBm)	Diff to Limit (dB)
PCS BAND (Harmonics) Handheld Standalone, USB up												
Low Channel 1850.2 MHz												
2 nd	512	3700.40	1900	Horn	V	40.53	43.30	V-V	-11.68	-41.85	-13	-28.85
2 nd	512	3700.40	1900	Horn	H	43.30		H-H	-5.78			
3 rd	512	5550.60	1900	Horn	V	NF	NF	V-V	-	-	-	-
3 rd	512	5550.60	1900	Horn	H	NF		H-H	-			
The emissions were investigated up to the 10th harmonic. Emissions above the 2 nd harmonic were in the NF												
Middle Channel 1880.0 MHz												
2 nd	661	3760.00	1900	Horn	V	40.59	41.95	V-V	-10.60	-43.62	-13	-30.62
2 nd	661	3760.00	1900	Horn	H	41.95		H-H	-7.52			
3 rd	661	5640.00	1900	Horn	V	NF	NF	V-V	-	-	-	-
3 rd	661	5640.00	1900	Horn	H	NF		H-H	-			
The emissions were investigated up to the 10th harmonic. Emissions above the 2 nd harmonic were in the NF												
High Channel 1909.8 MHz												
2 nd	810	3819.60	1900	Horn	V	42.43	42.55	V-V	-7.82	-43.95	-13	-30.95
2 nd	810	3819.60	1900	Horn	H	42.55		H-H	-7.88			
3 rd	810	5729.40	1900	Horn	V	NF	NF	V-V	-	-	-	-
3 rd	810	5729.40	1900	Horn	H	NF		H-H	-			
The emissions were investigated up to the 10th harmonic. Emissions above the 2 nd harmonic were in the NF												

RTS RIM Testing Services	EMI Test Report for the BlackBerry® smartphone Model RBJ41GW	
Test Report No. RTS-0510-0705-04	Dates of Test June 2 to 14, 2007	Author Data K. Chow

Radiated Emissions Test Data Results cont'd

Test Distance was 3.0 metres.
Date of test: June 04, 2007 to June 14, 2007

EUT								Substitution Method				
EUT				Receive Antenna		Spectrum Analyzer		Tracking Generator				
Type	Ch	Frequency (MHz)	Band	Pol. Type	Pol.	Reading (dBuV)	Max (V,H) (dBuV)	Pol. Tx-Rx	Reading (dBm)	Corrected Reading (relative to Isotropic Radiator) (dBm)	Limit (dBm)	Diff to Limit (dB)
PCS BAND (Harmonics) Handheld Standalone, USB up												
Low Channel 1850.2 MHz												
2 nd	512	3700.40	1900	Horn	V	41.59	42.11	V-V	-9.46	-43.77	-13	-30.77
2 nd	512	3700.40	1900	Horn	H	42.11		H-H	-7.70			
3 rd	512	5550.60	1900	Horn	V	NF	NF	V-V	-	-	-	-
3 rd	512	5550.60	1900	Horn	H	NF		H-H	-			
The emissions were investigated up to the 10th harmonic. Emissions above the 2 nd harmonic were in the NF												
Middle Channel 1880.0 MHz												
2 nd	661	3760.00	1900	Horn	V	40.18	40.51	V-V	-11.74	-46.28	-13	-33.28
2 nd	661	3760.00	1900	Horn	H	40.51		H-H	-10.18			
3 rd	661	5640.00	1900	Horn	V	NF	NF	V-V	-	-	-	-
3 rd	661	5640.00	1900	Horn	H	NF		H-H	-			
The emissions were investigated up to the 10th harmonic. Emissions above the 2 nd harmonic were in the NF												
High Channel 1909.8 MHz												
2 nd	810	3819.60	1900	Horn	V	41.53	41.53	V-V	-9.42	-45.55	-13	-32.55
2 nd	810	3819.60	1900	Horn	H	40.94		H-H	-10.46			
3 rd	810	5729.40	1900	Horn	V	NF	NF	V-V	-	-	-	-
3 rd	810	5729.40	1900	Horn	H	NF		H-H	-			
The emissions were investigated up to the 10th harmonic. Emissions above the 2 nd harmonic were in the NF												

RTS RIM Testing Services	EMI Test Report for the BlackBerry® smartphone Model RBJ41GW		
Test Report No. RTS-0510-0705-04	Dates of Test June 2 to 14, 2007	Author Data K. Chow	

Radiated Emissions Test Data Results cont'd

Test Distance was 3.0 metres.

Date of test: June 04, 2007 to June 14, 2007

The measurements were performed in transmit mode with the handheld in standalone position.

EUT				Rx Antenna		Spectrum Analyzer			Substitution Method				
Type	Ch	Frequency (MHz)	Band	Type	Pol.	Reading (dBuV)	Corrected Reading (dBuV)	Max (V,H) (dBuV)	Pol. Tx- Rx	Reading (dBm)	Corrected Reading (relative to Isotropic Radiator) (dBm)	Limit (dBm)	Diff to Limit (dB)
RF LO₁ - Handheld Standalone, Horizontal													
<u>Low Channel</u>													
F0	512	3700.4	1900	Horn	V	NM	N/A	N/A	V-V	N/A	N/A	-	N/A
F0	512	3700.4	1900	Horn	H	NM							
Emissions were in the NF.													
<u>High Channel</u>													
F0	810	3819.6	1900	Horn	V	NM	N/A	N/A	V-V	N/A	N/A	-	N/A
F0	810	3819.6	1900	Horn	H	NM							
Emissions were in the NF.													
RF LO₂													
<u>Low Channel</u>													
F0	512	3860.4	1900	Horn	V	NF	NF	N/A	V-V	N/A	N/A	-	N/A
F0	512	3860.4	1900	Horn	H	NF							
Emissions were in the NF.													
<u>High Channel</u>													
F0	810	3979.6	1900	Horn	V	NF	NF	N/A	V-V	N/A	N/A	-	N/A
F0	810	3979.6	1900	Horn	H	NF							
Emissions were in the NF.													