

RTS RIM Testing Services	Document Appendices for the BlackBerry Wireless Handheld Model RBE41GW SAR Report		Page 1(80)
Author Data Kevin Chow	Dates of Test Jul. 10-20, 2006	Test Report No RTS-0428-0607-13	FCC ID: L6ARBE40GW

APPENDIX A: SAR DISTRIBUTION COMPARISON FOR ACCURACY VERIFICATION

RTS RIM Testing Services	Document Appendices for the BlackBerry Wireless Handheld Model RBE41GW SAR Report		Page 2(80)
	Author Data Kevin Chow	Dates of Test Jul. 10-20, 2006	Test Report No RTS-0428-0607-13

Date/Time: 10/07/2006 3:42:41 PM

Test Laboratory: RTS

File Name: [835MHz Validation Ambient Temp 24 0 C Liquid Temp 23 2 C 07 10 06.da4](#)

DUT: Dipole 835 MHz; Type: D835V2; Serial: D835V2 - SN:446
Program Name: Unnamed Program

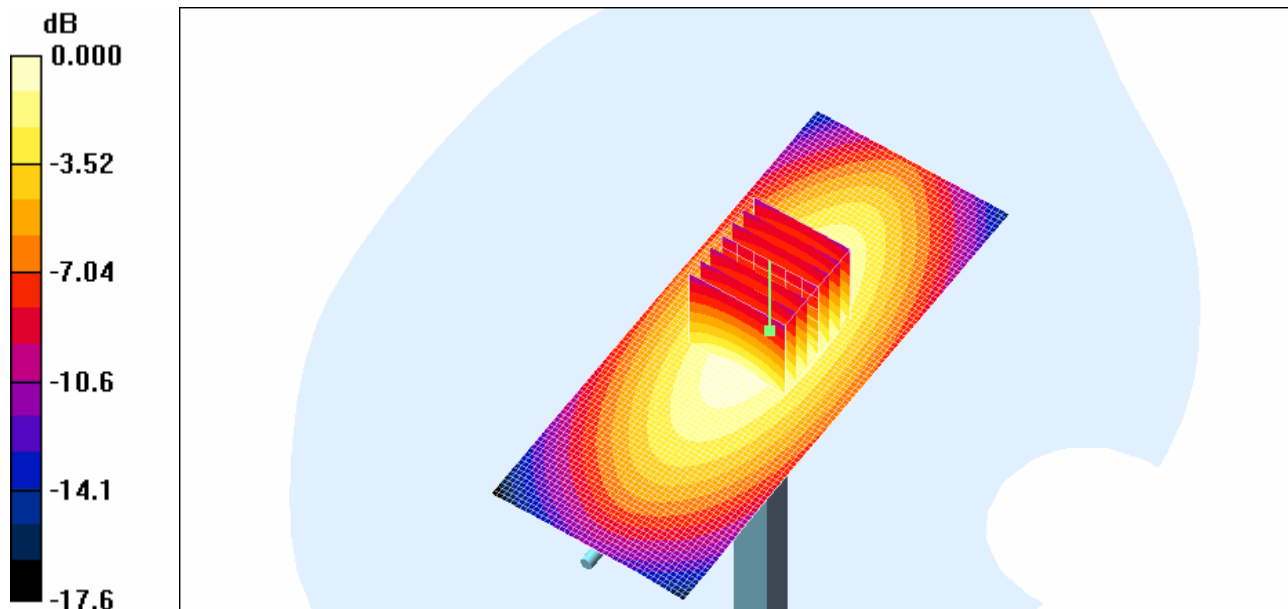
Communication System: CW; Frequency: 835 MHz; Duty Cycle: 1:1
Medium parameters used: $f = 835 \text{ MHz}$; $\sigma = 0.89 \text{ mho/m}$; $\epsilon_r = 41.1$; $\rho = 1000 \text{ kg/m}^3$
Phantom section: Flat Section

DASY4 Configuration:

- Probe: ET3DV6 - SN1642; ConvF(6.36, 6.36, 6.36); Calibrated: 19/01/2006
- Sensor-Surface: 4mm (Mechanical And Optical Surface Detection)
- Electronics: DAE3 Sn472; Calibrated: 25/04/2006
- Phantom: SAM 1; Type: SAM 4.0; Serial: 1076
- Measurement SW: DASY4, V4.7 Build 44; Postprocessing SW: SEMCAD, V1.8 Build 171

Dipole Validation/Zoom Scan (7x7x7)/Cube 0: Measurement grid: $dx=5\text{mm}$, $dy=5\text{mm}$, $dz=5\text{mm}$
Reference Value = 111.1 V/m; Power Drift = -0.033 dB
Peak SAR (extrapolated) = 11.6 W/kg
SAR(1 g) = 8.31 mW/g; SAR(10 g) = 5.53 mW/g
Maximum value of SAR (measured) = 9.01 mW/g

Dipole Validation/Area Scan (41x101x1): Measurement grid: $dx=15\text{mm}$, $dy=15\text{mm}$
Maximum value of SAR (interpolated) = 8.99 mW/g



0 dB = 8.99mW/g

RTS RIM Testing Services	Document Appendices for the BlackBerry Wireless Handheld Model RBE41GW SAR Report		Page 3(80)
	Author Data Kevin Chow	Dates of Test Jul. 10-20, 2006	Test Report No RTS-0428-0607-13

Date/Time: 20/07/2006 8:19:30 PM

Test Laboratory: RTS

File Name: [835MHz Validation Ambient Temp 23 8 C Liquid Temp 22 6 C 07 20 06.da4](#)

DUT: Dipole 835 MHz; Type: D835V2; Serial: D835V2 - SN:446
Program Name: Unnamed Program

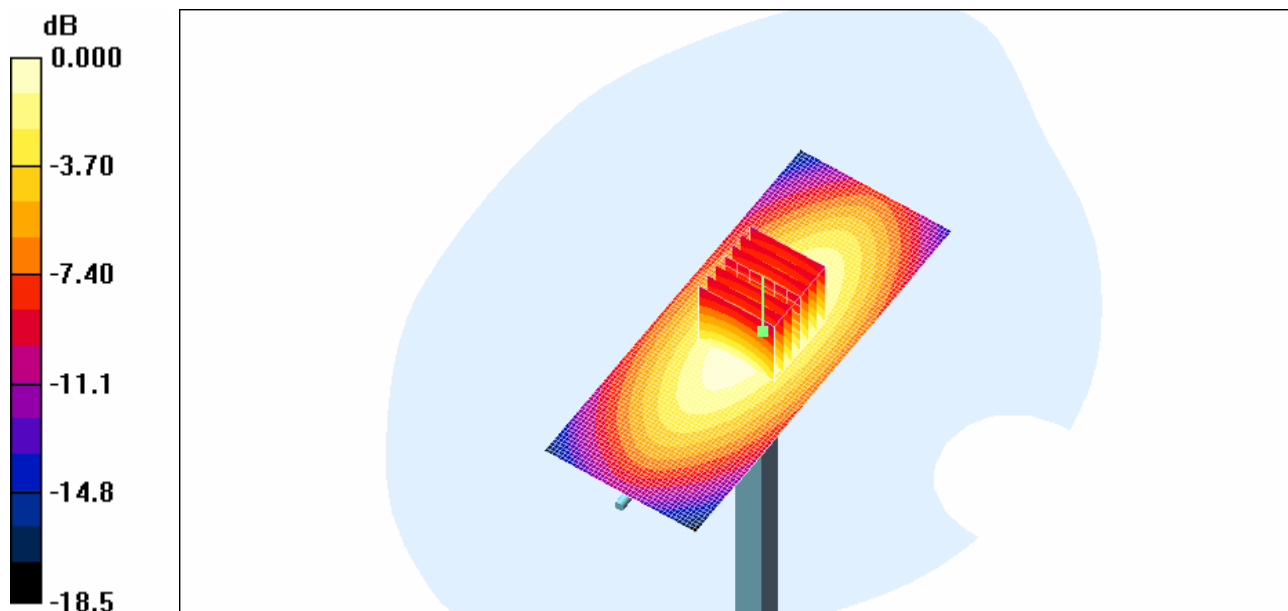
Communication System: CW; Frequency: 835 MHz; Duty Cycle: 1:1
Medium parameters used: $f = 835$ MHz; $\sigma = 0.91$ mho/m; $\epsilon_r = 42.9$; $\rho = 1000$ kg/m³
Phantom section: Flat Section

DASY4 Configuration:

- Probe: ET3DV6 - SN1642; ConvF(6.36, 6.36, 6.36); Calibrated: 19/01/2006
- Sensor-Surface: 4mm (Mechanical And Optical Surface Detection)
- Electronics: DAE3 Sn472; Calibrated: 25/04/2006
- Phantom: SAM 1; Type: SAM 4.0; Serial: 1076
- Measurement SW: DASY4, V4.7 Build 44; Postprocessing SW: SEMCAD, V1.8 Build 171

Dipole Validation/Zoom Scan (7x7x7)/Cube 0: Measurement grid: dx=5mm, dy=5mm, dz=5mm
Reference Value = 107.5 V/m; Power Drift = 0.012 dB
Peak SAR (extrapolated) = 12.9 W/kg
SAR(1 g) = 8.97 mW/g; SAR(10 g) = 5.91 mW/g
Maximum value of SAR (measured) = 9.72 mW/g

Dipole Validation/Area Scan (41x101x1): Measurement grid: dx=15mm, dy=15mm
Maximum value of SAR (interpolated) = 9.73 mW/g



0 dB = 9.73mW/g

RTS RIM Testing Services	Document Appendices for the BlackBerry Wireless Handheld Model RBE41GW SAR Report		Page 4(80)
	Author Data Kevin Chow	Dates of Test Jul. 10-20, 2006	Test Report No RTS-0428-0607-13

Date/Time: 11/07/2006 12:08:22 PM

Test Laboratory: RTS

1900MHz_Validation_Ambient_Temp_23_9_C_Liquid_Temp_22_8_C_07_11_06

DUT: Dipole 1900 MHz; Type: D1900V2; Serial: D1900V2 - SN:545

Communication System: CW; Frequency: 1900 MHz; Duty Cycle: 1:1

Medium parameters used: $f = 1900$ MHz; $\sigma = 1.45$ mho/m; $\epsilon_r = 39.1$; $\rho = 1000$ kg/m³

Phantom section: Flat Section

DASY4 Configuration:

- Probe: ET3DV6 - SN1642; ConvF(5.18, 5.18, 5.18); Calibrated: 19/01/2006
- Sensor-Surface: 4mm (Mechanical And Optical Surface Detection)
- Electronics: DAE3 Sn472; Calibrated: 25/04/2006
- Phantom: SAM 2; Type: SAM 4.0; Serial: 1080
- Measurement SW: DASY4, V4.7 Build 44; Postprocessing SW: SEMCAD, V1.8 Build 171

Dipole Validation/Zoom Scan (7x7x7)/Cube 0: Measurement grid: dx=5mm, dy=5mm, dz=5mm

Reference Value = 179.0 V/m; Power Drift = 0.025 dB

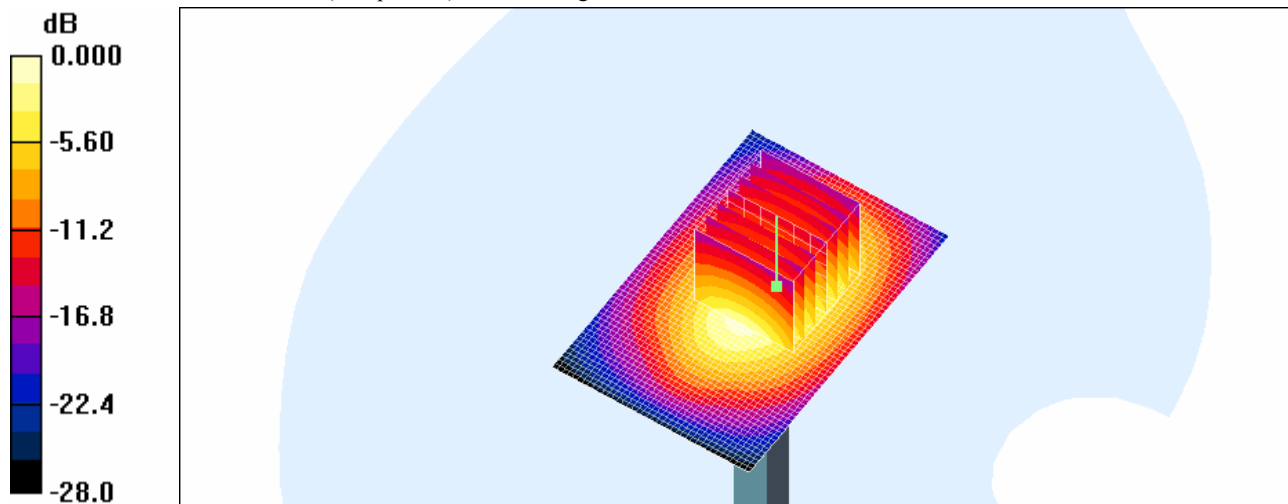
Peak SAR (extrapolated) = 68.5 W/kg

SAR(1 g) = 38.9 mW/g; SAR(10 g) = 20.4 mW/g

Maximum value of SAR (measured) = 44.3 mW/g

Dipole Validation/Area Scan (41x61x1): Measurement grid: dx=15mm, dy=15mm

Maximum value of SAR (interpolated) = 47.1 mW/g



0 dB = 47.1mW/g

RTS RIM Testing Services	Document Appendices for the BlackBerry Wireless Handheld Model RBE41GW SAR Report		Page 5(80)
	Author Data Kevin Chow	Dates of Test Jul. 10-20, 2006	Test Report No RTS-0428-0607-13

Date/Time: 17/07/2006 6:04:57 PM

Test Laboratory: RTS

File Name: [1900MHz Validation Ambient Temp 24 0 C Liquid Temp 23 0 C 07 17 06.da4](#)

DUT: Dipole 1900 MHz; Type: D1900V2; Serial: D1900V2 - SN:545
Program Name: Unnamed Program

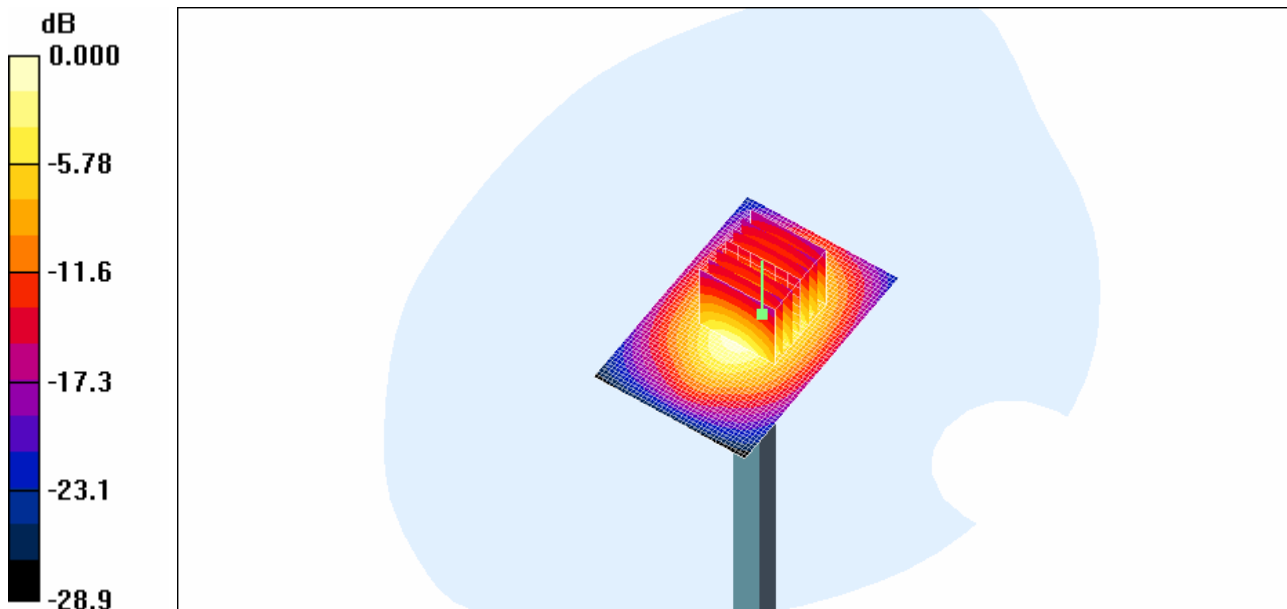
Communication System: CW; Frequency: 1900 MHz; Duty Cycle: 1:1
Medium parameters used: $f = 1900$ MHz; $\sigma = 1.43$ mho/m; $\epsilon_r = 39$; $\rho = 1000$ kg/m³
Phantom section: Flat Section

DASY4 Configuration:

- Probe: ET3DV6 - SN1642; ConvF(5.18, 5.18, 5.18); Calibrated: 19/01/2006
- Sensor-Surface: 4mm (Mechanical And Optical Surface Detection)
- Electronics: DAE3 Sn472; Calibrated: 25/04/2006
- Phantom: SAM 1; Type: SAM 4.0; Serial: 1076
- Measurement SW: DASY4, V4.7 Build 44; Postprocessing SW: SEMCAD, V1.8 Build 171

Dipole Validation/Zoom Scan (7x7x7)/Cube 0: Measurement grid: dx=5mm, dy=5mm, dz=5mm
Reference Value = 188.9 V/m; Power Drift = 0.030 dB
Peak SAR (extrapolated) = 71.2 W/kg
SAR(1 g) = 40.6 mW/g; SAR(10 g) = 21.3 mW/g
Maximum value of SAR (measured) = 45.8 mW/g

Dipole Validation/Area Scan (41x61x1): Measurement grid: dx=15mm, dy=15mm
Maximum value of SAR (interpolated) = 48.9 mW/g



0 dB = 48.9mW/g

RTS RIM Testing Services	Document Appendices for the BlackBerry Wireless Handheld Model RBE41GW SAR Report		Page 6(80)
	Author Data Kevin Chow	Dates of Test Jul. 10-20, 2006	Test Report No RTS-0428-0607-13

Date/Time: 18/07/2006 4:32:38 PM

Test Laboratory: RTS

File Name: [1900MHz Validation Ambient Temp 24 2 C Liquid Temp 23 1 C 07 18 06.da4](#)

DUT: Dipole 1900 MHz; Type: D1900V2; Serial: D1900V2 - SN:545
Program Name: Unnamed Program

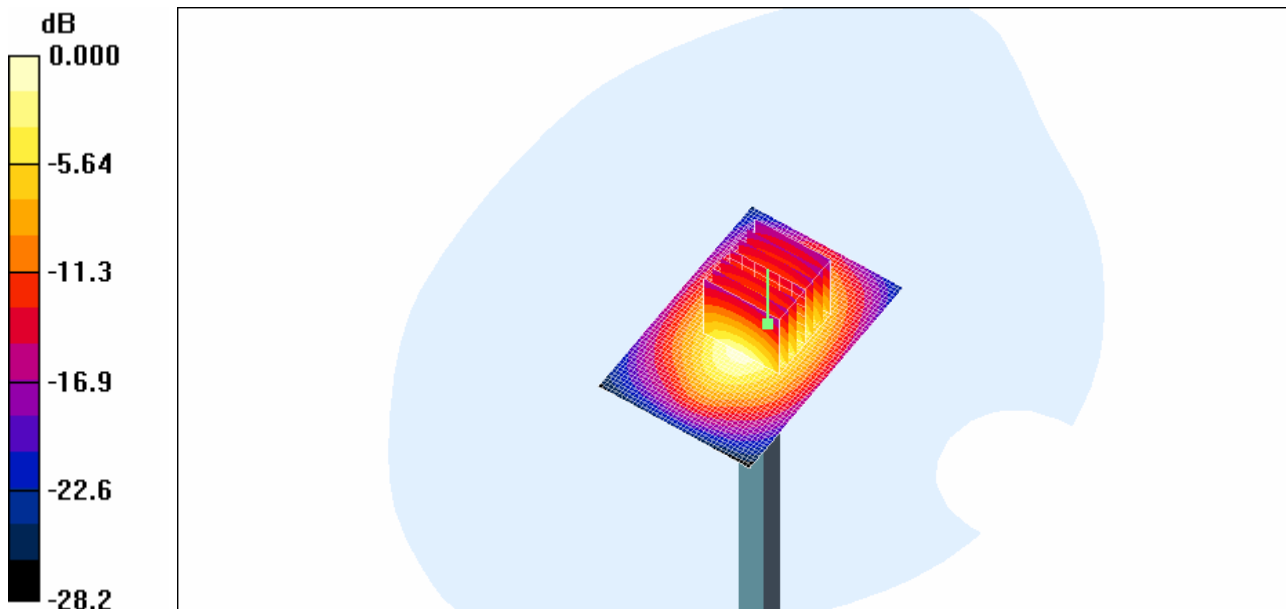
Communication System: CW; Frequency: 1900 MHz; Duty Cycle: 1:1
Medium parameters used: $f = 1900$ MHz; $\sigma = 1.43$ mho/m; $\epsilon_r = 39$; $\rho = 1000$ kg/m³
Phantom section: Flat Section

DASY4 Configuration:

- Probe: ET3DV6 - SN1642; ConvF(5.18, 5.18, 5.18); Calibrated: 19/01/2006
- Sensor-Surface: 4mm (Mechanical And Optical Surface Detection)
- Electronics: DAE3 Sn472; Calibrated: 25/04/2006
- Phantom: SAM 1; Type: SAM 4.0; Serial: 1076
- Measurement SW: DASY4, V4.7 Build 44; Postprocessing SW: SEMCAD, V1.8 Build 171

Dipole Validation/Zoom Scan (7x7x7)/Cube 0: Measurement grid: dx=5mm, dy=5mm, dz=5mm
Reference Value = 190.9 V/m; Power Drift = -0.026 dB
Peak SAR (extrapolated) = 69.2 W/kg
SAR(1 g) = 39.8 mW/g; SAR(10 g) = 21 mW/g
Maximum value of SAR (measured) = 45.0 mW/g

Dipole Validation/Area Scan (41x61x1): Measurement grid: dx=15mm, dy=15mm
Maximum value of SAR (interpolated) = 48.5 mW/g



0 dB = 48.5mW/g

RTS RIM Testing Services	Document Appendices for the BlackBerry Wireless Handheld Model RBE41GW SAR Report		Page 7(80)
	Author Data Kevin Chow	Dates of Test Jul. 10-20, 2006	Test Report No RTS-0428-0607-13

Date/Time: 20/07/2006 5:31:04 PM

Test Laboratory: RTS

File Name: [1900MHz Validation Ambient Temp 23.1 C Liquid Temp 22.0 C 07_20_06.da4](#)

DUT: Dipole 1900 MHz; Type: D1900V2; Serial: D1900V2 - SN:545
Program Name: Unnamed Program

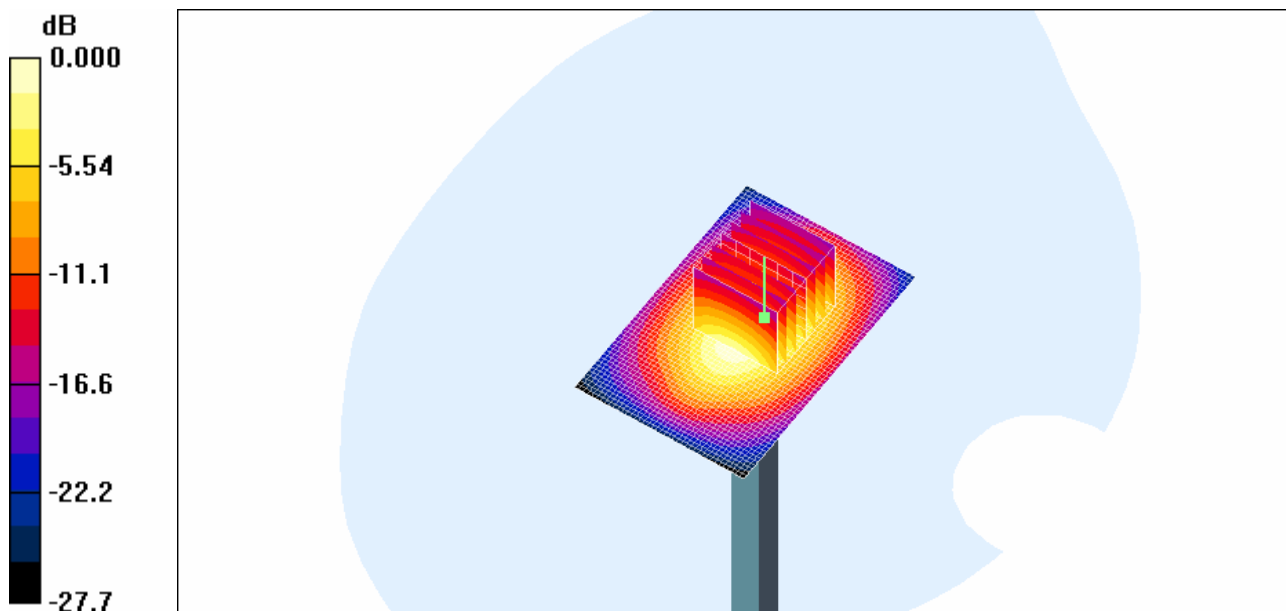
Communication System: CW; Frequency: 1900 MHz; Duty Cycle: 1:1
Medium parameters used: $f = 1900$ MHz; $\sigma = 1.43$ mho/m; $\epsilon_r = 39$; $\rho = 1000$ kg/m³
Phantom section: Flat Section

DASY4 Configuration:

- Probe: ET3DV6 - SN1642; ConvF(5.18, 5.18, 5.18); Calibrated: 19/01/2006
- Sensor-Surface: 4mm (Mechanical And Optical Surface Detection)
- Electronics: DAE3 Sn472; Calibrated: 25/04/2006
- Phantom: SAM 1; Type: SAM 4.0; Serial: 1076
- Measurement SW: DASY4, V4.7 Build 44; Postprocessing SW: SEMCAD, V1.8 Build 171

Dipole Validation/Zoom Scan (7x7x7)/Cube 0: Measurement grid: dx=5mm, dy=5mm, dz=5mm
Reference Value = 189.0 V/m; Power Drift = -0.105 dB
Peak SAR (extrapolated) = 71.3 W/kg
SAR(1 g) = 40.4 mW/g; SAR(10 g) = 21.1 mW/g
Maximum value of SAR (measured) = 45.7 mW/g

Dipole Validation/Area Scan (41x61x1): Measurement grid: dx=15mm, dy=15mm
Maximum value of SAR (interpolated) = 49.1 mW/g



0 dB = 49.1mW/g

RTS RIM Testing Services	Document Appendices for the BlackBerry Wireless Handheld Model RBE41GW SAR Report		Page 8(80)
Author Data Kevin Chow	Dates of Test Jul. 10-20, 2006	Test Report No RTS-0428-0607-13	FCC ID: L6ARBE40GW

RTS RIM Testing Services	Document Appendices for the BlackBerry Wireless Handheld Model RBE41GW SAR Report		Page 9(80)
Author Data Kevin Chow	Dates of Test Jul. 10-20, 2006	Test Report No RTS-0428-0607-13	FCC ID: L6ARBE40GW

APPENDIX B: SAR DISTRIBUTION PLOTS FOR HEAD CONFIGURATION

RTS RIM Testing Services	Document Appendices for the BlackBerry Wireless Handheld Model RBE41GW SAR Report		Page 10(80)
	Author Data Kevin Chow	Dates of Test Jul. 10-20, 2006	Test Report No RTS-0428-0607-13

Date/Time: 10/07/2006 5:37:18 PM

Test Laboratory: RTS

File Name: [Right Touch GSM850 Low Chan Batt1 Ambient Temp 23.3 C Liquid Temp 22.7 C.da4](#)

DUT: BlackBerry Wireless Handheld ; Type: Sample ; Serial: Not Specified
Program Name: Compliance Testing: P1528 Protocol (Right-Hand Side)

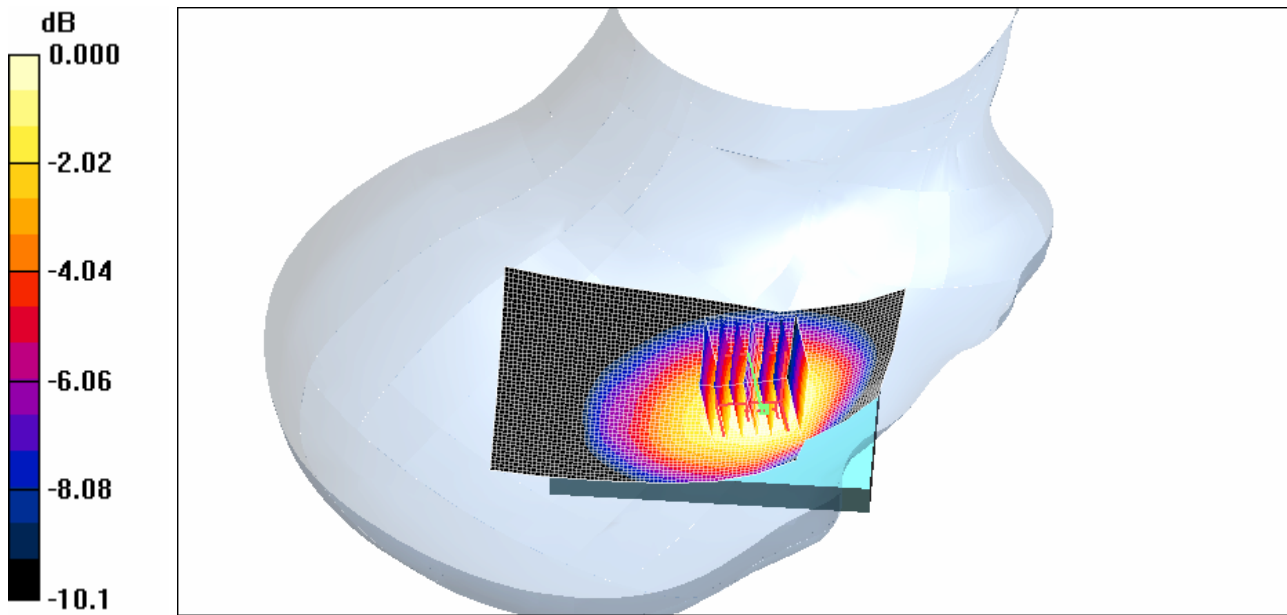
Communication System: GSM 850; Frequency: 824.2 MHz; Duty Cycle: 1:8.3
Medium parameters used: $f = 824.2 \text{ MHz}$; $\sigma = 0.89 \text{ mho/m}$; $\epsilon_r = 41.1$; $\rho = 1000 \text{ kg/m}^3$
Phantom section: Right Section

DASY4 Configuration:

- Probe: ET3DV6 - SN1642; ConvF(6.36, 6.36, 6.36); Calibrated: 19/01/2006
- Sensor-Surface: 4mm (Mechanical Surface Detection)
- Electronics: DAE3 Sn472; Calibrated: 25/04/2006
- Phantom: SAM 1; Type: SAM 4.0; Serial: 1076
- Measurement SW: DASY4, V4.7 Build 44; Postprocessing SW: SEMCAD, V1.8 Build 171

Touch position - Middle/Area Scan (51x91x1): Measurement grid: $dx=15\text{mm}$, $dy=15\text{mm}$
Maximum value of SAR (interpolated) = 1.00 mW/g

Touch position - Middle/Zoom Scan (7x7x7) (7x7x7)/Cube 0: Measurement grid: $dx=5\text{mm}$, $dy=5\text{mm}$, $dz=5\text{mm}$
Reference Value = 12.0 V/m; Power Drift = -0.205 dB
Peak SAR (extrapolated) = 1.22 W/kg
SAR(1 g) = 0.930 mW/g; SAR(10 g) = 0.662 mW/g
Maximum value of SAR (measured) = 0.999 mW/g



RTS RIM Testing Services	Document Appendices for the BlackBerry Wireless Handheld Model RBE41GW SAR Report		Page 11(80)
	Author Data Kevin Chow	Dates of Test Jul. 10-20, 2006	Test Report No RTS-0428-0607-13

0 dB = 0.999mW/g

Date/Time: 10/07/2006 5:14:53 PM

Test Laboratory: RTS

File Name: [Right_Touch_GSM850_Mid_Chan_Batt1_Ambient_Temp_24_4_C_Liquid_Temp_23_0_C.da4](#)

DUT: BlackBerry Wireless Handheld ; Type: Sample ; Serial: Not Specified
Program Name: Compliance Testing: P1528 Protocol (Right-Hand Side)

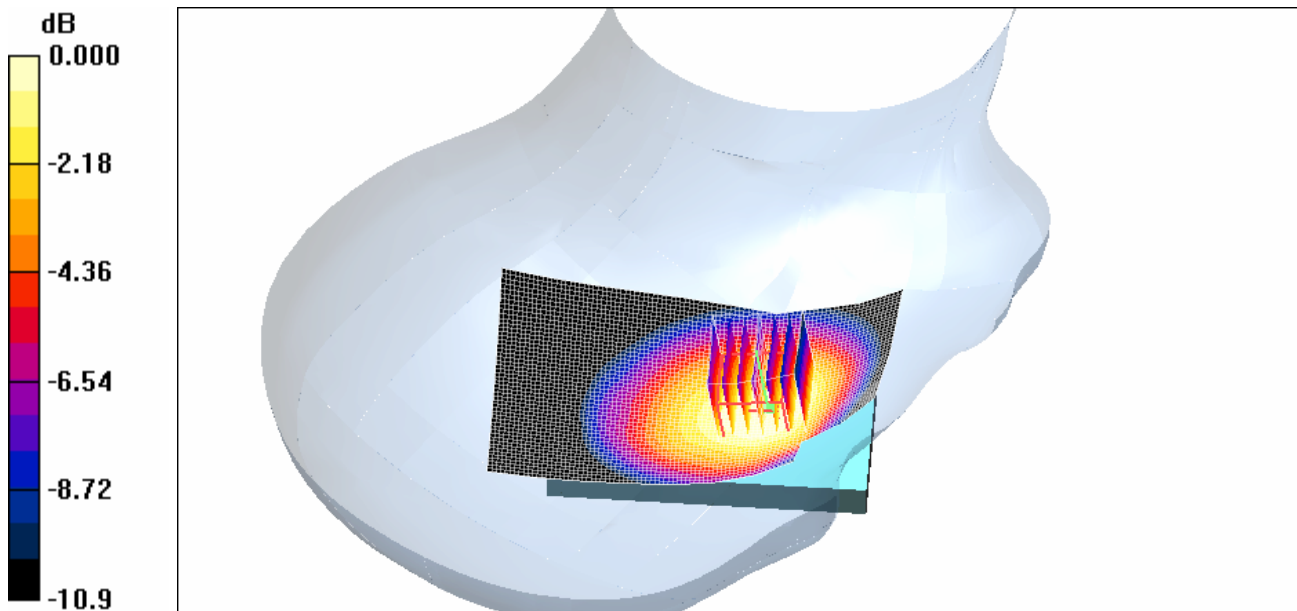
Communication System: GSM 850; Frequency: 836.8 MHz; Duty Cycle: 1:8.3
Medium parameters used: $f = 836.8 \text{ MHz}$; $\sigma = 0.89 \text{ mho/m}$; $\epsilon_r = 41.1$; $\rho = 1000 \text{ kg/m}^3$
Phantom section: Right Section

DASY4 Configuration:

- Probe: ET3DV6 - SN1642; ConvF(6.36, 6.36, 6.36); Calibrated: 19/01/2006
- Sensor-Surface: 4mm (Mechanical Surface Detection)
- Electronics: DAE3 Sn472; Calibrated: 25/04/2006
- Phantom: SAM 1; Type: SAM 4.0; Serial: 1076
- Measurement SW: DASY4, V4.7 Build 44; Postprocessing SW: SEMCAD, V1.8 Build 171

Touch position - Middle/Area Scan (51x91x1): Measurement grid: dx=15mm, dy=15mm
Maximum value of SAR (interpolated) = 1.16 mW/g

Touch position - Middle/Zoom Scan (7x7x7) (7x7x7)/Cube 0: Measurement grid: dx=5mm, dy=5mm, dz=5mm
Reference Value = 12.2 V/m; Power Drift = -0.697 dB
Peak SAR (extrapolated) = 1.36 W/kg
SAR(1 g) = 1.04 mW/g; SAR(10 g) = 0.739 mW/g
Maximum value of SAR (measured) = 1.11 mW/g



RTS RIM Testing Services	Document Appendices for the BlackBerry Wireless Handheld Model RBE41GW SAR Report		Page 12(80)
	Author Data Kevin Chow	Dates of Test Jul. 10-20, 2006	Test Report No RTS-0428-0607-13
		FCC ID: L6ARBE40GW	

0 dB = 1.1mW/g

Date/Time: 10/07/2006 6:00:54 PM

Test Laboratory: RTS

File Name: [Right Touch GSM850 High Chan Batt1 Ambient Temp 23 2 C Liquid Temp 22 8 C.da4](#)

DUT: BlackBerry Wireless Handheld ; Type: Sample ; Serial: Not Specified
Program Name: Compliance Testing: P1528 Protocol (Right-Hand Side)

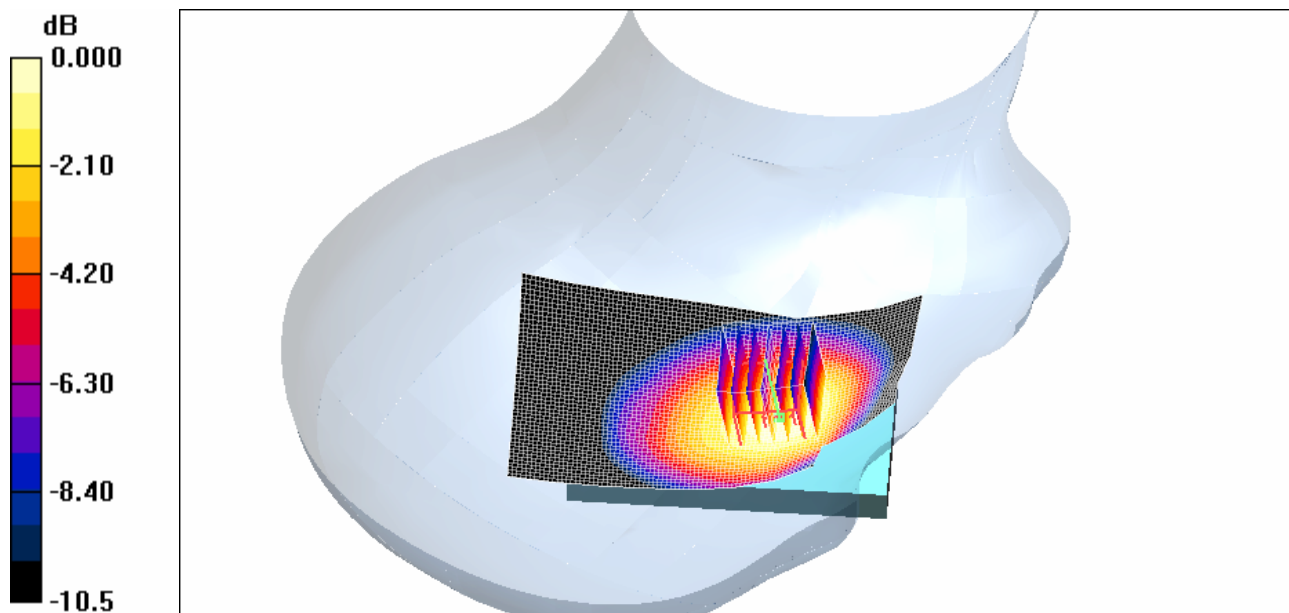
Communication System: GSM 850; Frequency: 848.8 MHz; Duty Cycle: 1:8.3
Medium parameters used: $f = 848.8 \text{ MHz}$; $\sigma = 0.89 \text{ mho/m}$; $\epsilon_r = 41.1$; $\rho = 1000 \text{ kg/m}^3$
Phantom section: Right Section

DASY4 Configuration:

- Probe: ET3DV6 - SN1642; ConvF(6.36, 6.36, 6.36); Calibrated: 19/01/2006
- Sensor-Surface: 4mm (Mechanical Surface Detection)
- Electronics: DAE3 Sn472; Calibrated: 25/04/2006
- Phantom: SAM 1; Type: SAM 4.0; Serial: 1076
- Measurement SW: DASY4, V4.7 Build 44; Postprocessing SW: SEMCAD, V1.8 Build 171

Touch position - Middle/Area Scan (51x91x1): Measurement grid: dx=15mm, dy=15mm
Maximum value of SAR (interpolated) = 1.08 mW/g

Touch position - Middle/Zoom Scan (7x7x7) (7x7x7)/Cube 0: Measurement grid: dx=5mm, dy=5mm, dz=5mm
Reference Value = 11.8 V/m; Power Drift = -0.117 dB
Peak SAR (extrapolated) = 1.33 W/kg
SAR(1 g) = 0.999 mW/g; SAR(10 g) = 0.706 mW/g
Maximum value of SAR (measured) = 1.08 mW/g



RTS RIM Testing Services	Document Appendices for the BlackBerry Wireless Handheld Model RBE41GW SAR Report		Page 13(80)
	Author Data Kevin Chow	Dates of Test Jul. 10-20, 2006	Test Report No RTS-0428-0607-13

0 dB = 1.08mW/g

Date/Time: 10/07/2006 6:24:54 PM

Test Laboratory: RTS

File Name: [Right Tilted GSM850 Mid Chan Batt1 Ambient Temp 23 8 C Liquid Temp 23 1 C.da4](#)

DUT: BlackBerry Wireless Handheld ; Type: Sample ; Serial: Not Specified
Program Name: Compliance Testing: P1528 Protocol (Right-Hand Side)

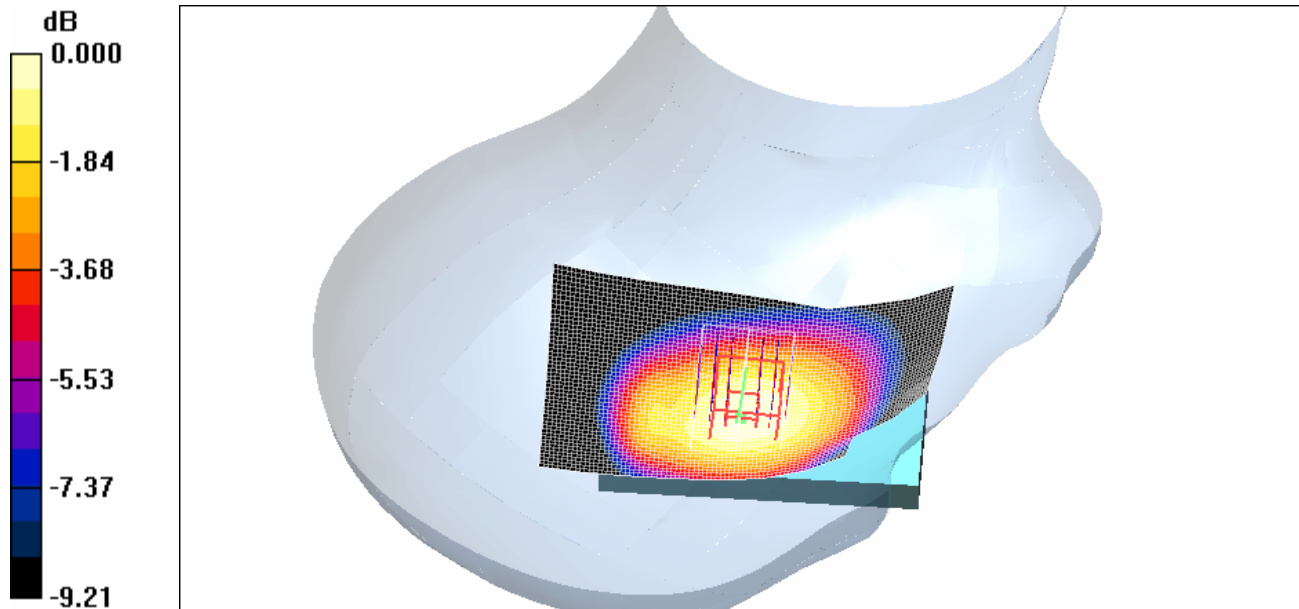
Communication System: GSM 850; Frequency: 836.8 MHz; Duty Cycle: 1:8.3
Medium parameters used: $f = 836.8 \text{ MHz}$; $\sigma = 0.89 \text{ mho/m}$; $\epsilon_r = 41.1$; $\rho = 1000 \text{ kg/m}^3$
Phantom section: Right Section

DASY4 Configuration:

- Probe: ET3DV6 - SN1642; ConvF(6.36, 6.36, 6.36); Calibrated: 19/01/2006
- Sensor-Surface: 4mm (Mechanical Surface Detection)
- Electronics: DAE3 Sn472; Calibrated: 25/04/2006
- Phantom: SAM 1; Type: SAM 4.0; Serial: 1076
- Measurement SW: DASY4, V4.7 Build 44; Postprocessing SW: SEMCAD, V1.8 Build 171

Touch position - Middle/Area Scan (51x91x1): Measurement grid: dx=15mm, dy=15mm
Maximum value of SAR (interpolated) = 0.543 mW/g

Touch position - Middle/Zoom Scan (7x7x7) (7x7x7)/Cube 0: Measurement grid: dx=5mm, dy=5mm, dz=5mm
Reference Value = 17.4 V/m; Power Drift = -0.003 dB
Peak SAR (extrapolated) = 0.668 W/kg
SAR(1 g) = 0.512 mW/g; SAR(10 g) = 0.371 mW/g
Maximum value of SAR (measured) = 0.546 mW/g



RTS RIM Testing Services	Document Appendices for the BlackBerry Wireless Handheld Model RBE41GW SAR Report		Page 14(80)
	Author Data Kevin Chow	Dates of Test Jul. 10-20, 2006	Test Report No RTS-0428-0607-13

0 dB = 0.546mW/g

Date/Time: 10/07/2006 7:16:44 PM

Test Laboratory: RTS

File Name: [Left Touch GSM850 Low Chan Batt1 Ambient Temp 23 5 C Liquid Temp 23 2.da4](#)

DUT: BlackBerry Wireless Handheld ; Type: Sample ; Serial: Not Specified
Program Name: Compliance Testing: P1528 Protocol (Left-Hand Side)

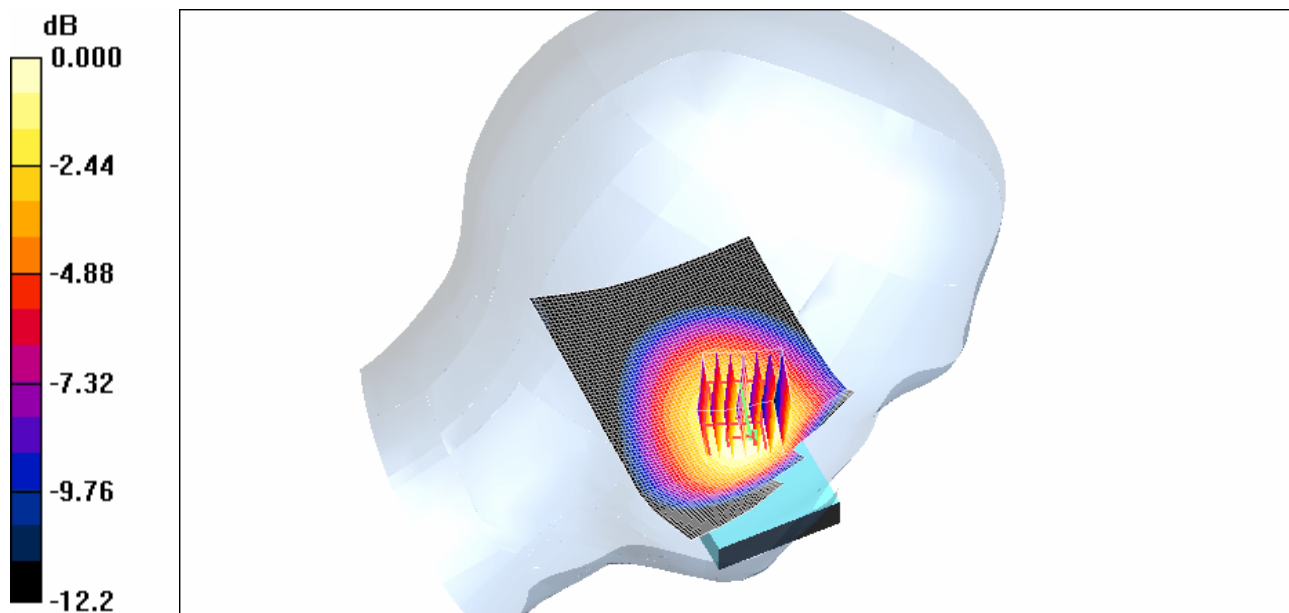
Communication System: GSM 850; Frequency: 824.2 MHz; Duty Cycle: 1:8.3
Medium parameters used: $f = 824.2 \text{ MHz}$; $\sigma = 0.89 \text{ mho/m}$; $\epsilon_r = 41.1$; $\rho = 1000 \text{ kg/m}^3$
Phantom section: Left Section

DASY4 Configuration:

- Probe: ET3DV6 - SN1642; ConvF(6.36, 6.36, 6.36); Calibrated: 19/01/2006
- Sensor-Surface: 4mm (Mechanical Surface Detection)
- Electronics: DAE3 Sn472; Calibrated: 25/04/2006
- Phantom: SAM 1; Type: SAM 4.0; Serial: 1076
- Measurement SW: DASY4, V4.7 Build 44; Postprocessing SW: SEMCAD, V1.8 Build 171

Touch position - Middle/Area Scan (61x91x1): Measurement grid: dx=15mm, dy=15mm
Maximum value of SAR (interpolated) = 1.10 mW/g

Touch position - Middle/Zoom Scan (7x7x7) (7x7x7)/Cube 0: Measurement grid: dx=5mm, dy=5mm, dz=5mm
Reference Value = 12.8 V/m; Power Drift = -0.047 dB
Peak SAR (extrapolated) = 1.28 W/kg
SAR(1 g) = 0.957 mW/g; SAR(10 g) = 0.676 mW/g
Maximum value of SAR (measured) = 1.02 mW/g



RTS RIM Testing Services	Document Appendices for the BlackBerry Wireless Handheld Model RBE41GW SAR Report		Page 15(80)
	Author Data Kevin Chow	Dates of Test Jul. 10-20, 2006	Test Report No RTS-0428-0607-13

0 dB = 1.02mW/g

Date/Time: 10/07/2006 6:52:26 PM

Test Laboratory: RTS

File Name: [Left Touch GSM850 Mid Chan Batt1 Ambient Temp 23 4 C Liquid Temp 22 9 C.da4](#)

DUT: BlackBerry Wireless Handheld ; Type: Sample ; Serial: Not Specified
Program Name: Compliance Testing: P1528 Protocol (Left-Hand Side)

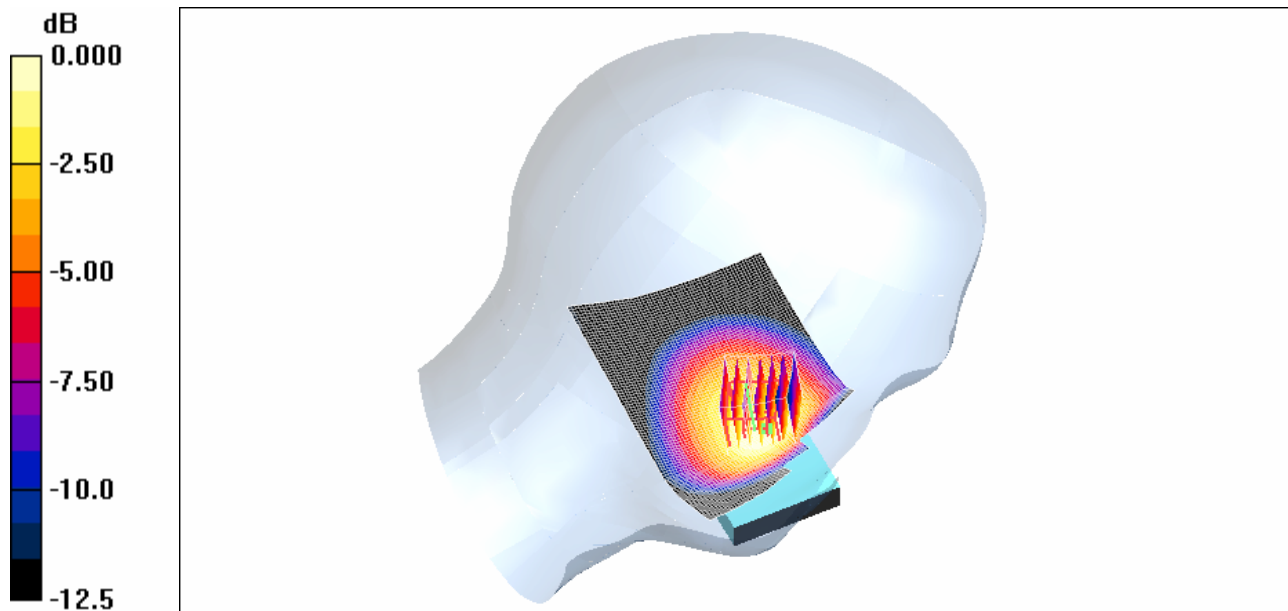
Communication System: GSM 850; Frequency: 836.8 MHz; Duty Cycle: 1:8.3
Medium parameters used: $f = 836.8 \text{ MHz}$; $\sigma = 0.89 \text{ mho/m}$; $\epsilon_r = 41.1$; $\rho = 1000 \text{ kg/m}^3$
Phantom section: Left Section

DASY4 Configuration:

- Probe: ET3DV6 - SN1642; ConvF(6.36, 6.36, 6.36); Calibrated: 19/01/2006
- Sensor-Surface: 4mm (Mechanical Surface Detection)
- Electronics: DAE3 Sn472; Calibrated: 25/04/2006
- Phantom: SAM 1; Type: SAM 4.0; Serial: 1076
- Measurement SW: DASY4, V4.7 Build 44; Postprocessing SW: SEMCAD, V1.8 Build 171

Touch position - Middle/Area Scan (61x91x1): Measurement grid: dx=15mm, dy=15mm
Maximum value of SAR (interpolated) = 1.23 mW/g

Touch position - Middle/Zoom Scan (7x7x7) (7x7x7)/Cube 0: Measurement grid: dx=5mm, dy=5mm, dz=5mm
Reference Value = 12.7 V/m; Power Drift = -0.068 dB
Peak SAR (extrapolated) = 1.42 W/kg
SAR(1 g) = 1.06 mW/g; SAR(10 g) = 0.749 mW/g
Maximum value of SAR (measured) = 1.13 mW/g



RTS RIM Testing Services	Document Appendices for the BlackBerry Wireless Handheld Model RBE41GW SAR Report		Page 16(80)
	Author Data Kevin Chow	Dates of Test Jul. 10-20, 2006	Test Report No RTS-0428-0607-13

0 dB = 1.13mW/g

Date/Time: 10/07/2006 7:40:08 PM

Test Laboratory: RTS

File Name: [Left_Touch_GSM850_High_Chan_Batt1_Ambient_Temp_23_3_C_Liquid_Temp_22_9.da4](#)

DUT: BlackBerry Wireless Handheld ; Type: Sample ; Serial: Not Specified
Program Name: Compliance Testing: P1528 Protocol (Left-Hand Side)


Communication System: GSM 850; Frequency: 848.8 MHz; Duty Cycle: 1:8.3
Medium parameters used: $f = 848.8 \text{ MHz}$; $\sigma = 0.89 \text{ mho/m}$; $\epsilon_r = 41.1$; $\rho = 1000 \text{ kg/m}^3$
Phantom section: Left Section

DASY4 Configuration:

- Probe: ET3DV6 - SN1642; ConvF(6.36, 6.36, 6.36); Calibrated: 19/01/2006
- Sensor-Surface: 4mm (Mechanical Surface Detection)
- Electronics: DAE3 Sn472; Calibrated: 25/04/2006
- Phantom: SAM 1; Type: SAM 4.0; Serial: 1076
- Measurement SW: DASY4, V4.7 Build 44; Postprocessing SW: SEMCAD, V1.8 Build 171

Touch position - Middle/Area Scan (61x91x1): Measurement grid: dx=15mm, dy=15mm
Maximum value of SAR (interpolated) = 1.16 mW/g

Touch position - Middle/Zoom Scan (7x7x7) (7x7x7)/Cube 0: Measurement grid: dx=5mm, dy=5mm, dz=5mm
Reference Value = 14.0 V/m; Power Drift = -0.172 dB
Peak SAR (extrapolated) = 1.36 W/kg
SAR(1 g) = 1.02 mW/g; SAR(10 g) = 0.716 mW/g
Maximum value of SAR (measured) = 1.08 mW/g



RTS RIM Testing Services	Document Appendices for the BlackBerry Wireless Handheld Model RBE41GW SAR Report		Page 17(80)
	Author Data Kevin Chow	Dates of Test Jul. 10-20, 2006	Test Report No RTS-0428-0607-13

0 dB = 1.08mW/g

Date/Time: 10/07/2006 8:04:33 PM

Test Laboratory: RTS

File Name: [Left Tilted GSM850 Mid Chan Batt1 Ambient Temp 23 4 C Liquid Temp 23 0 C.da4](#)

DUT: BlackBerry Wireless Handheld ; Type: Sample ; Serial: Not Specified
Program Name: Compliance Testing: P1528 Protocol (Left-Hand Side)

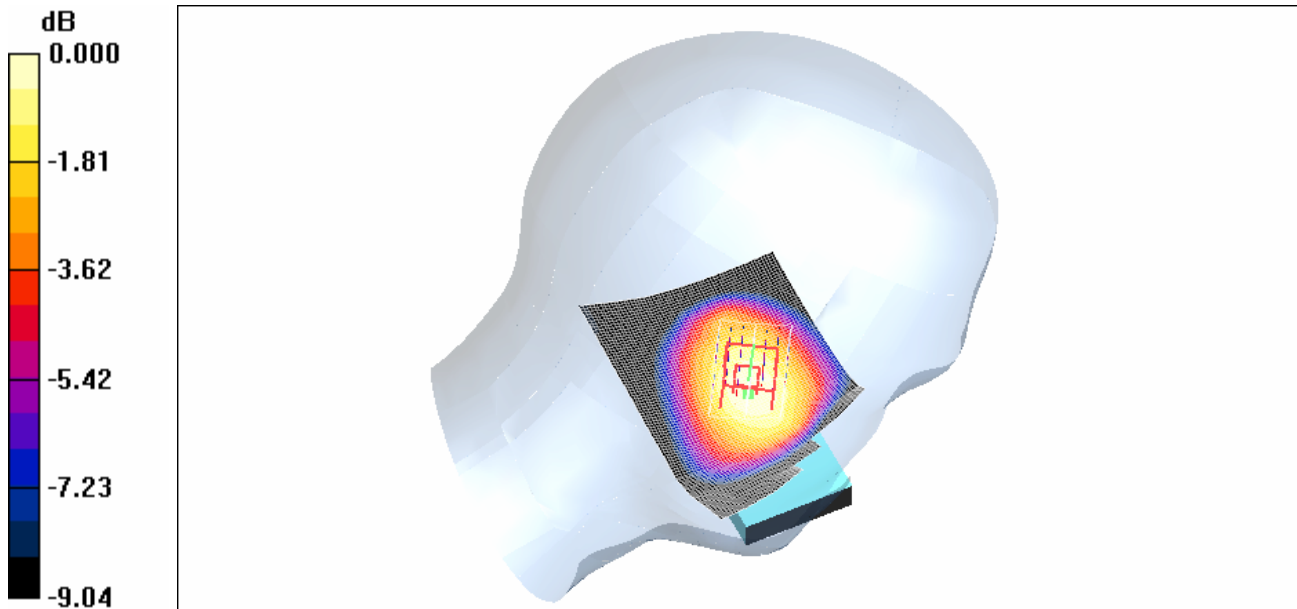
Communication System: GSM 850; Frequency: 836.8 MHz; Duty Cycle: 1:8.3
Medium parameters used: $f = 836.8 \text{ MHz}$; $\sigma = 0.89 \text{ mho/m}$; $\epsilon_r = 41.1$; $\rho = 1000 \text{ kg/m}^3$
Phantom section: Left Section

DASY4 Configuration:

- Probe: ET3DV6 - SN1642; ConvF(6.36, 6.36, 6.36); Calibrated: 19/01/2006
- Sensor-Surface: 4mm (Mechanical Surface Detection)
- Electronics: DAE3 Sn472; Calibrated: 25/04/2006
- Phantom: SAM 1; Type: SAM 4.0; Serial: 1076
- Measurement SW: DASY4, V4.7 Build 44; Postprocessing SW: SEMCAD, V1.8 Build 171

Touch position - Middle/Area Scan (61x91x1): Measurement grid: $dx=15\text{mm}$, $dy=15\text{mm}$
Maximum value of SAR (interpolated) = 0.650 mW/g

Touch position - Middle/Zoom Scan (7x7x7) (7x7x7)/Cube 0: Measurement grid: $dx=5\text{mm}$, $dy=5\text{mm}$, $dz=5\text{mm}$
Reference Value = 19.7 V/m; Power Drift = 0.008 dB
Peak SAR (extrapolated) = 0.800 W/kg
SAR(1 g) = 0.605 mW/g; SAR(10 g) = 0.438 mW/g
Maximum value of SAR (measured) = 0.647 mW/g



RTS RIM Testing Services	Document Appendices for the BlackBerry Wireless Handheld Model RBE41GW SAR Report		Page 18(80)
	Author Data Kevin Chow	Dates of Test Jul. 10-20, 2006	Test Report No RTS-0428-0607-13
		FCC ID: L6ARBE40GW	

0 dB = 0.647mW/g

Date/Time: 10/07/2006 8:28:58 PM

Test Laboratory: RTS

File Name: [Right_Touch_GSM850_Mid_Chan_Batt2_Ambient_Temp_23_5_C_Liquid_Temp_22_8_C.da4](#)

DUT: BlackBerry Wireless Handheld ; Type: Sample ; Serial: Not Specified
Program Name: Compliance Testing: P1528 Protocol (Right-Hand Side)

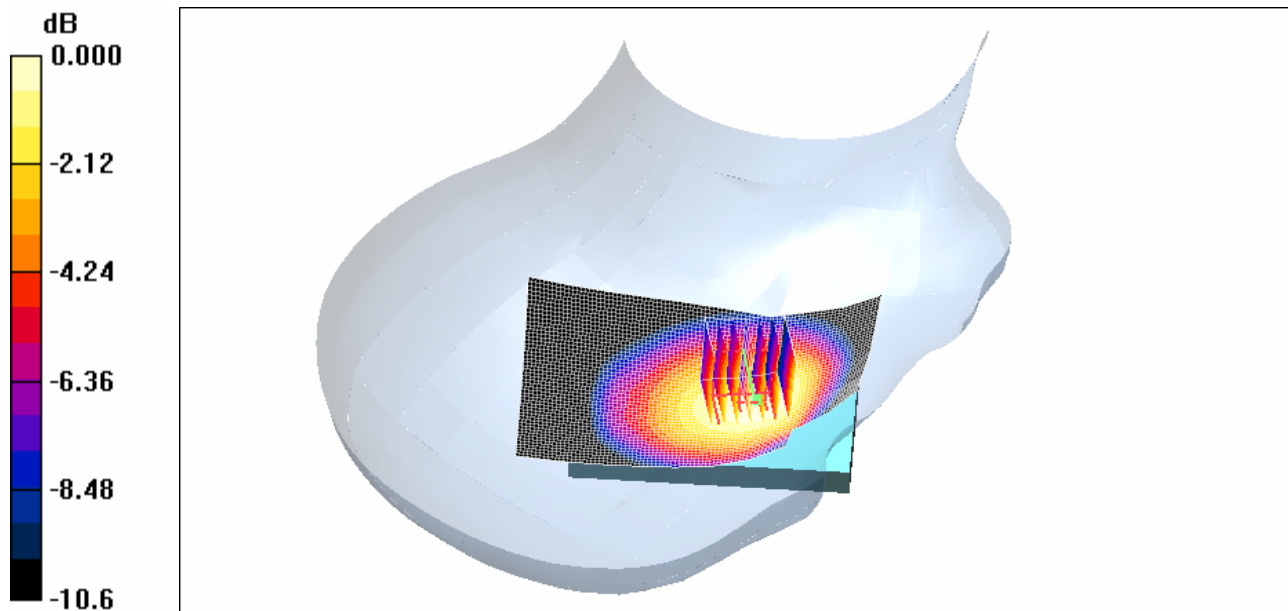
Communication System: GSM 850; Frequency: 836.8 MHz; Duty Cycle: 1:8.3
Medium parameters used: $f = 836.8 \text{ MHz}$; $\sigma = 0.89 \text{ mho/m}$; $\epsilon_r = 41.1$; $\rho = 1000 \text{ kg/m}^3$
Phantom section: Right Section

DASY4 Configuration:

- Probe: ET3DV6 - SN1642; ConvF(6.36, 6.36, 6.36); Calibrated: 19/01/2006
- Sensor-Surface: 4mm (Mechanical Surface Detection)
- Electronics: DAE3 Sn472; Calibrated: 25/04/2006
- Phantom: SAM 1; Type: SAM 4.0; Serial: 1076
- Measurement SW: DASY4, V4.7 Build 44; Postprocessing SW: SEMCAD, V1.8 Build 171

Touch position - Middle/Area Scan (51x91x1): Measurement grid: dx=15mm, dy=15mm
Maximum value of SAR (interpolated) = 1.13 mW/g

Touch position - Middle/Zoom Scan (7x7x7) (7x7x7)/Cube 0: Measurement grid: dx=5mm, dy=5mm, dz=5mm
Reference Value = 14.5 V/m; Power Drift = -0.191 dB
Peak SAR (extrapolated) = 1.38 W/kg
SAR(1 g) = 1.05 mW/g; SAR(10 g) = 0.744 mW/g
Maximum value of SAR (measured) = 1.12 mW/g



RTS RIM Testing Services	Document Appendices for the BlackBerry Wireless Handheld Model RBE41GW SAR Report		Page 19(80)
	Author Data Kevin Chow	Dates of Test Jul. 10-20, 2006	Test Report No RTS-0428-0607-13
		FCC ID: L6ARBE40GW	

0 dB = 1.12mW/g

Date/Time: 21/07/2006 2:27:57 PM

Test Laboratory: RTS

File Name: [Right_Touch_GSM850_Mid_Chan_Batt1_LCD1_Amb_Temp_23_3_C_Liq_Temp_22_1_C.da4](#)

DUT: BlackBerry Wireless Handheld ; Type: Sample ; Serial: Not Specified
Program Name: Compliance Testing: P1528 Protocol (Right-Hand Side)

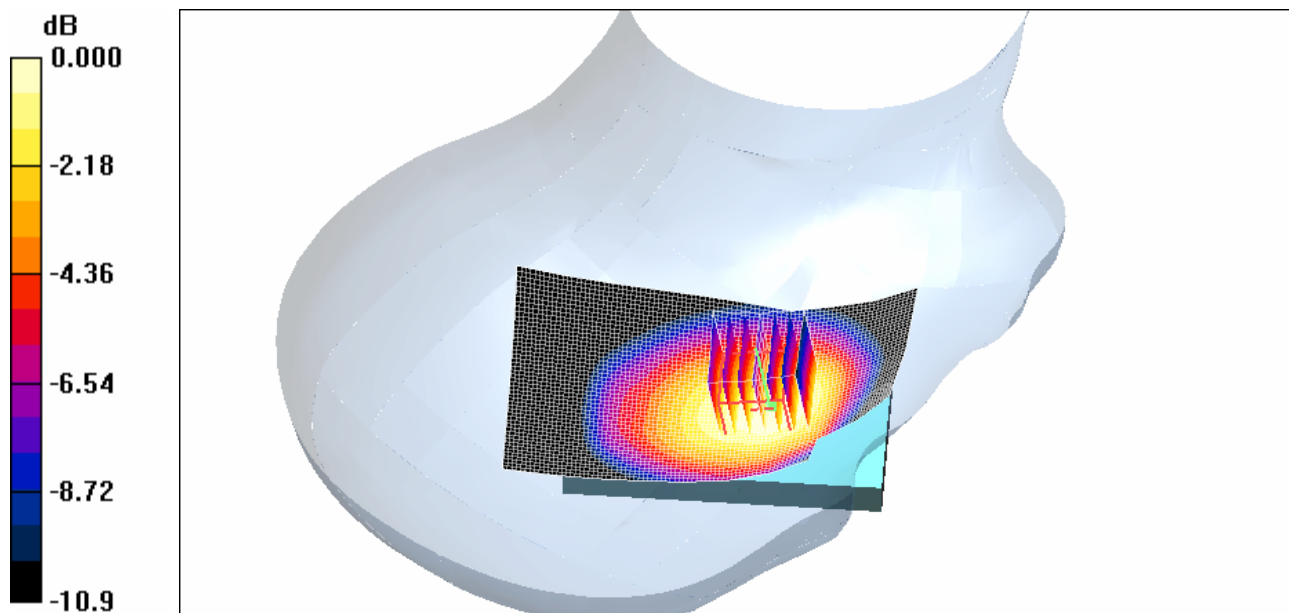
Communication System: GSM 850; Frequency: 836.8 MHz; Duty Cycle: 1:8.3
Medium parameters used: $f = 836.8 \text{ MHz}$; $\sigma = 0.91 \text{ mho/m}$; $\epsilon_r = 42.9$; $\rho = 1000 \text{ kg/m}^3$
Phantom section: Right Section

DASY4 Configuration:

- Probe: ET3DV6 - SN1642; ConvF(6.36, 6.36, 6.36); Calibrated: 19/01/2006
- Sensor-Surface: 4mm (Mechanical Surface Detection)
- Electronics: DAE3 Sn472; Calibrated: 25/04/2006
- Phantom: SAM 1; Type: SAM 4.0; Serial: 1076
- Measurement SW: DASY4, V4.7 Build 44; Postprocessing SW: SEMCAD, V1.8 Build 171

Touch position - Middle/Area Scan (51x91x1): Measurement grid: dx=15mm, dy=15mm
Maximum value of SAR (interpolated) = 1.12 mW/g

Touch position - Middle/Zoom Scan (7x7x7) (7x7x7)/Cube 0: Measurement grid: dx=5mm, dy=5mm, dz=5mm
Reference Value = 14.5 V/m; Power Drift = 0.060 dB
Peak SAR (extrapolated) = 1.39 W/kg
SAR(1 g) = 1.05 mW/g; SAR(10 g) = 0.747 mW/g
Maximum value of SAR (measured) = 1.12 mW/g



RTS RIM Testing Services	Document Appendices for the BlackBerry Wireless Handheld Model RBE41GW SAR Report		Page 20(80)
	Author Data Kevin Chow	Dates of Test Jul. 10-20, 2006	Test Report No RTS-0428-0607-13

0 dB = 1.12mW/g

Date/Time: 21/07/2006 3:34:04 PM

Test Laboratory: RTS

File Name: [Right_Touch_GSM850_Mid_Chan_Batt1_LCD2_Amb_Temp_23_2_C_Liq_Temp_22_3_C.da4](#)

DUT: BlackBerry Wireless Handheld ; Type: Sample ; Serial: Not Specified
Program Name: Compliance Testing: P1528 Protocol (Right-Hand Side)

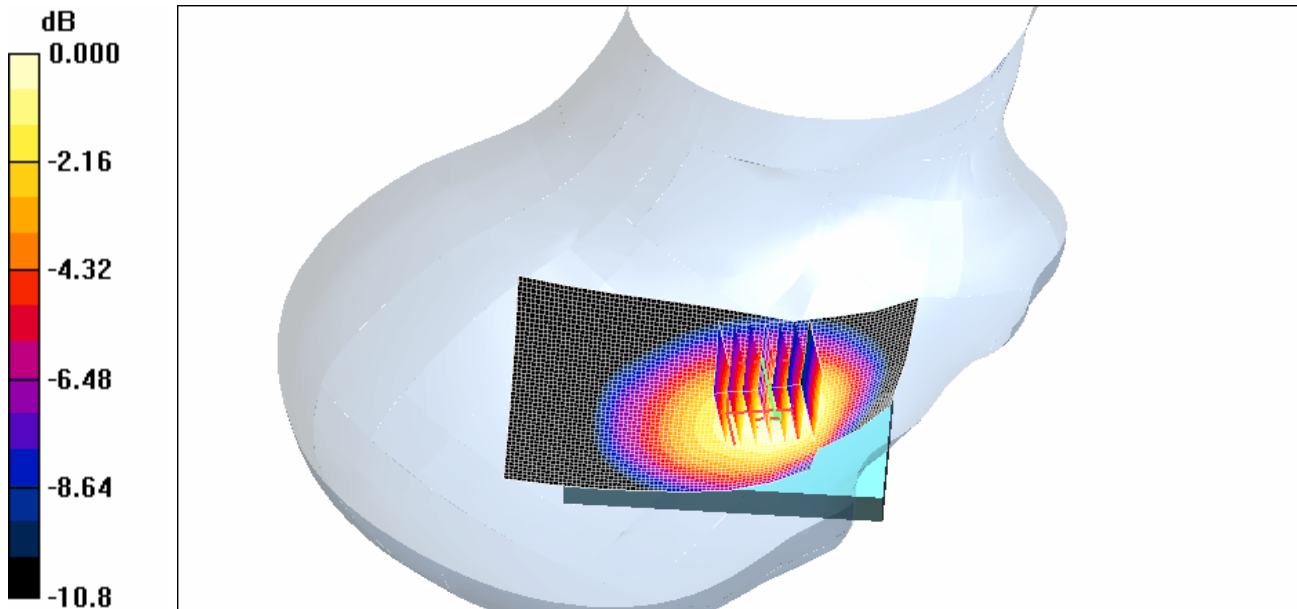
Communication System: GSM 850; Frequency: 836.8 MHz; Duty Cycle: 1:8.3
Medium parameters used: $f = 836.8 \text{ MHz}$; $\sigma = 0.91 \text{ mho/m}$; $\epsilon_r = 42.9$; $\rho = 1000 \text{ kg/m}^3$
Phantom section: Right Section

DASY4 Configuration:

- Probe: ET3DV6 - SN1642; ConvF(6.36, 6.36, 6.36); Calibrated: 19/01/2006
- Sensor-Surface: 4mm (Mechanical Surface Detection)
- Electronics: DAE3 Sn472; Calibrated: 25/04/2006
- Phantom: SAM 1; Type: SAM 4.0; Serial: 1076
- Measurement SW: DASY4, V4.7 Build 44; Postprocessing SW: SEMCAD, V1.8 Build 171

Touch position - Middle/Area Scan (51x91x1): Measurement grid: dx=15mm, dy=15mm
Maximum value of SAR (interpolated) = 1.16 mW/g

Touch position - Middle/Zoom Scan (7x7x7) (7x7x7)/Cube 0: Measurement grid: dx=5mm, dy=5mm, dz=5mm
Reference Value = 12.7 V/m; Power Drift = -0.041 dB
Peak SAR (extrapolated) = 1.41 W/kg
SAR(1 g) = 1.06 mW/g; SAR(10 g) = 0.751 mW/g
Maximum value of SAR (measured) = 1.14 mW/g



RTS RIM Testing Services	Document Appendices for the BlackBerry Wireless Handheld Model RBE41GW SAR Report		Page 21(80)
	Author Data Kevin Chow	Dates of Test Jul. 10-20, 2006	Test Report No RTS-0428-0607-13
		FCC ID: L6ARBE40GW	

0 dB = 1.14mW/g

Date/Time: 21/07/2006 3:57:22 PM

Test Laboratory: RTS

File Name: [Right_Touch_GSM850_Mid_Chan_Batt1_LCD3_Amb_Temp_23_4_C_Liq_Temp_22_4_C.da4](#)

DUT: BlackBerry Wireless Handheld ; Type: Sample ; Serial: Not Specified
Program Name: Compliance Testing: P1528 Protocol (Right-Hand Side)

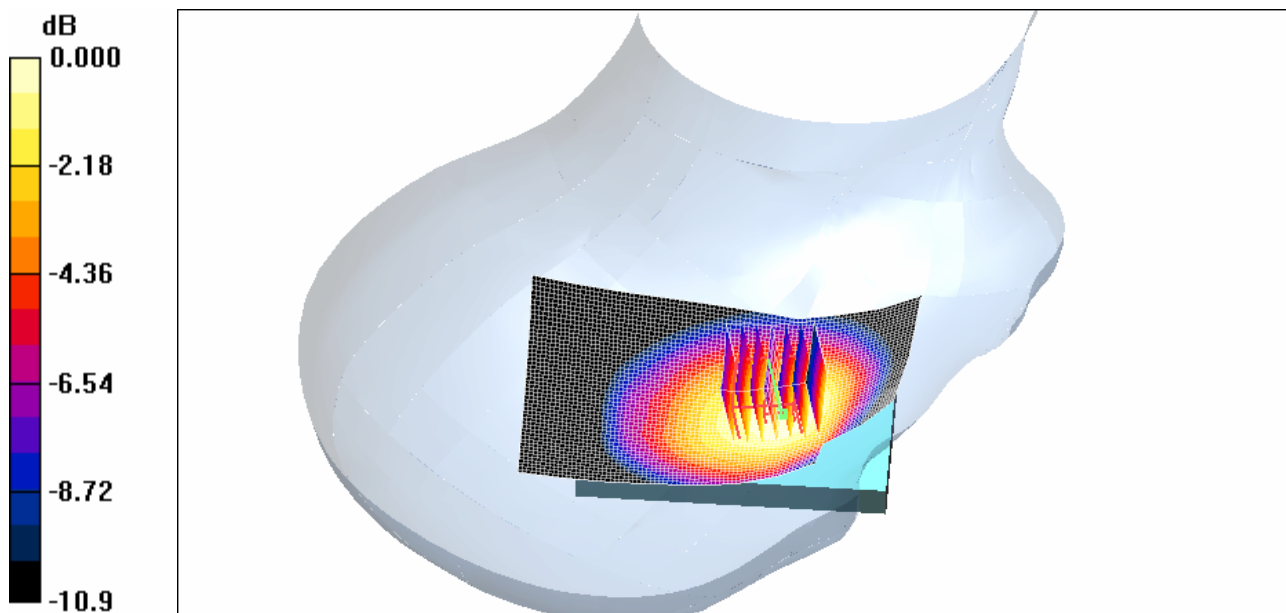
Communication System: GSM 850; Frequency: 836.8 MHz; Duty Cycle: 1:8.3
Medium parameters used: f = 836.8 MHz; $\sigma = 0.91$ mho/m; $\epsilon_r = 42.9$; $\rho = 1000$ kg/m³
Phantom section: Right Section

DASY4 Configuration:

- Probe: ET3DV6 - SN1642; ConvF(6.36, 6.36, 6.36); Calibrated: 19/01/2006
- Sensor-Surface: 4mm (Mechanical Surface Detection)
- Electronics: DAE3 Sn472; Calibrated: 25/04/2006
- Phantom: SAM 1; Type: SAM 4.0; Serial: 1076
- Measurement SW: DASY4, V4.7 Build 44; Postprocessing SW: SEMCAD, V1.8 Build 171

Touch position - Middle/Area Scan (51x91x1): Measurement grid: dx=15mm, dy=15mm
Maximum value of SAR (interpolated) = 1.06 mW/g

Touch position - Middle/Zoom Scan (7x7x7) (7x7x7)/Cube 0: Measurement grid: dx=5mm, dy=5mm, dz=5mm
Reference Value = 13.0 V/m; Power Drift = -0.069 dB
Peak SAR (extrapolated) = 1.29 W/kg
SAR(1 g) = 0.979 mW/g; SAR(10 g) = 0.695 mW/g
Maximum value of SAR (measured) = 1.05 mW/g



RTS RIM Testing Services	Document Appendices for the BlackBerry Wireless Handheld Model RBE41GW SAR Report		Page 22(80)
	Author Data Kevin Chow	Dates of Test Jul. 10-20, 2006	Test Report No RTS-0428-0607-13

0 dB = 1.05mW/g

Date/Time: 11/07/2006 1:01:49 PM

Test Laboratory: RTS

Right_Touch_GSM1900_Low_Chan_Amb_Temp_23.5_C_Liq_Temp_22_7_C

DUT: BlackBerry Wireless Handheld ; Type: Sample ; Serial: Not Specified

Communication System: GSM 1900; Frequency: 1850.2 MHz; Duty Cycle: 1:8.3

Medium parameters used: $f = 1850.2$ MHz; $\sigma = 1.45$ mho/m; $\epsilon_r = 39.1$; $\rho = 1000$ kg/m³

Phantom section: Right Section

DASY4 Configuration:

- Probe: ET3DV6 - SN1642; ConvF(5.18, 5.18, 5.18); Calibrated: 19/01/2006
- Sensor-Surface: 4mm (Mechanical Surface Detection)
- Electronics: DAE3 Sn472; Calibrated: 25/04/2006
- Phantom: SAM 2; Type: SAM 4.0; Serial: 1080
- Measurement SW: DASY4, V4.7 Build 44; Postprocessing SW: SEMCAD, V1.8 Build 171

Touch position - Middle/Area Scan (51x91x1): Measurement grid: dx=15mm, dy=15mm

Maximum value of SAR (interpolated) = 1.22 mW/g

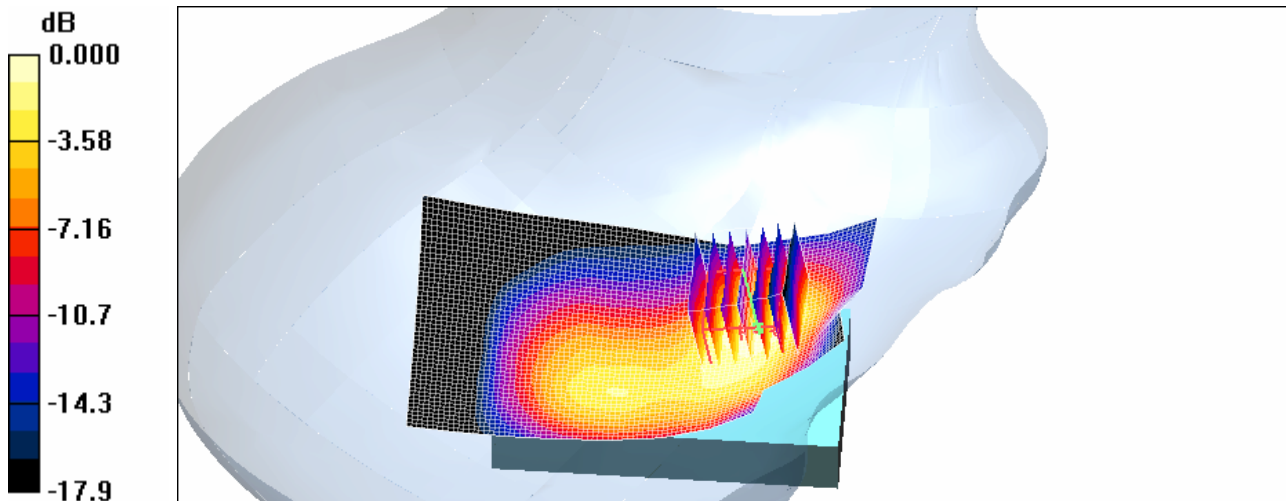
Touch position - Middle/Zoom Scan (7x7x7) (7x7x7)/Cube 0: Measurement grid: dx=5mm, dy=5mm, dz=5mm

Reference Value = 9.44 V/m; Power Drift = -0.258 dB

Peak SAR (extrapolated) = 1.56 W/kg

SAR(1 g) = 1 mW/g; SAR(10 g) = 0.561 mW/g

Maximum value of SAR (measured) = 1.11 mW/g



0 dB = 1.11mW/g

RTS RIM Testing Services	Document Appendices for the BlackBerry Wireless Handheld Model RBE41GW SAR Report		Page 23(80)
	Author Data Kevin Chow	Dates of Test Jul. 10-20, 2006	Test Report No RTS-0428-0607-13

Date/Time: 11/07/2006 12:34:01 PM

Test Laboratory: RTS

Right_Touch_GSM1900_Mid_Chan_Amb_Temp_23.4_C_Liq_Temp_22_6_C

DUT: BlackBerry Wireless Handheld ; Type: Sample ; Serial: Not Specified

Communication System: GSM 1900; Frequency: 1880 MHz; Duty Cycle: 1:8.3

Medium parameters used: $f = 1880 \text{ MHz}$; $\sigma = 1.45 \text{ mho/m}$; $\epsilon_r = 39.1$; $\rho = 1000 \text{ kg/m}^3$

Phantom section: Right Section

DASY4 Configuration:

- Probe: ET3DV6 - SN1642; ConvF(5.18, 5.18, 5.18); Calibrated: 19/01/2006
- Sensor-Surface: 4mm (Mechanical Surface Detection)
- Electronics: DAE3 Sn472; Calibrated: 25/04/2006
- Phantom: SAM 2; Type: SAM 4.0; Serial: 1080
- Measurement SW: DASY4, V4.7 Build 44; Postprocessing SW: SEMCAD, V1.8 Build 171

Touch position - Middle/Area Scan (51x91x1): Measurement grid: $dx=15\text{mm}$, $dy=15\text{mm}$

Maximum value of SAR (interpolated) = 1.23 mW/g

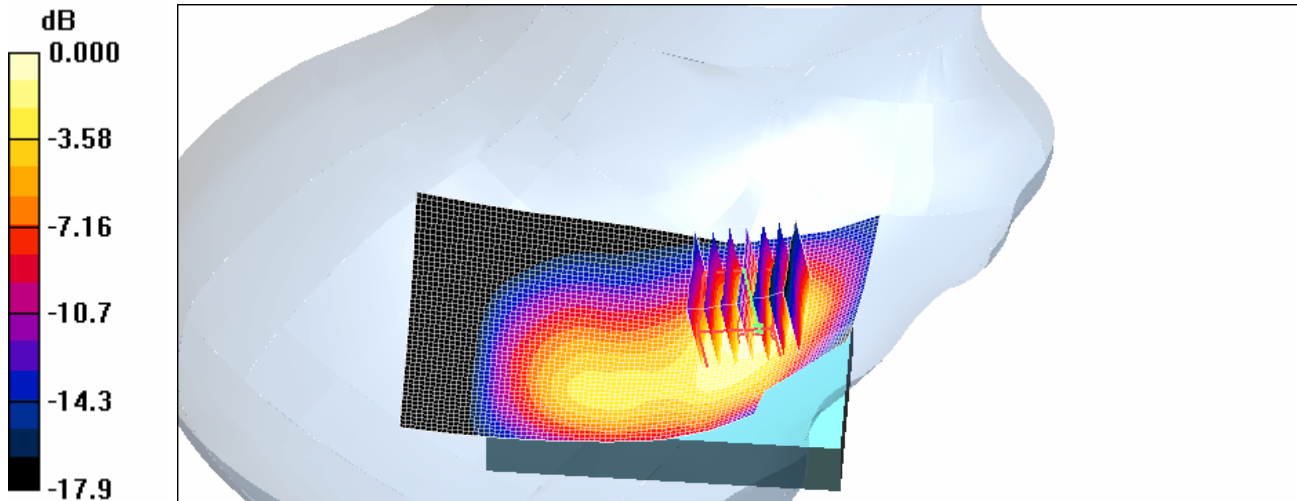
Touch position - Middle/Zoom Scan (7x7x7) (7x7x7)/Cube 0: Measurement grid: $dx=5\text{mm}$, $dy=5\text{mm}$, $dz=5\text{mm}$

Reference Value = 9.50 V/m; Power Drift = -0.600 dB

Peak SAR (extrapolated) = 1.53 W/kg

SAR(1 g) = 0.994 mW/g; SAR(10 g) = 0.559 mW/g

Maximum value of SAR (measured) = 1.11 mW/g



0 dB = 1.11mW/g

RTS RIM Testing Services	Document Appendices for the BlackBerry Wireless Handheld Model RBE41GW SAR Report		Page 24(80)
	Author Data Kevin Chow	Dates of Test Jul. 10-20, 2006	Test Report No RTS-0428-0607-13

Date/Time: 11/07/2006 1:52:24 PM

Test Laboratory: RTS

Right_Touch_GSM1900_High_Chan_Amb_Temp_23.7_C_Liq_Temp_22_9_C

DUT: BlackBerry Wireless Handheld ; Type: Sample ; Serial: Not Specified

Communication System: GSM 1900; Frequency: 1909.8 MHz; Duty Cycle: 1:8.3

Medium parameters used: $f = 1909.8 \text{ MHz}$; $\sigma = 1.45 \text{ mho/m}$; $\epsilon_r = 39.1$; $\rho = 1000 \text{ kg/m}^3$

Phantom section: Right Section

DASY4 Configuration:

- Probe: ET3DV6 - SN1642; ConvF(5.18, 5.18, 5.18); Calibrated: 19/01/2006
- Sensor-Surface: 4mm (Mechanical Surface Detection)
- Electronics: DAE3 Sn472; Calibrated: 25/04/2006
- Phantom: SAM 2; Type: SAM 4.0; Serial: 1080
- Measurement SW: DASY4, V4.7 Build 44; Postprocessing SW: SEMCAD, V1.8 Build 171

Touch position - Middle/Area Scan (51x91x1): Measurement grid: dx=15mm, dy=15mm

Maximum value of SAR (interpolated) = 1.27 mW/g

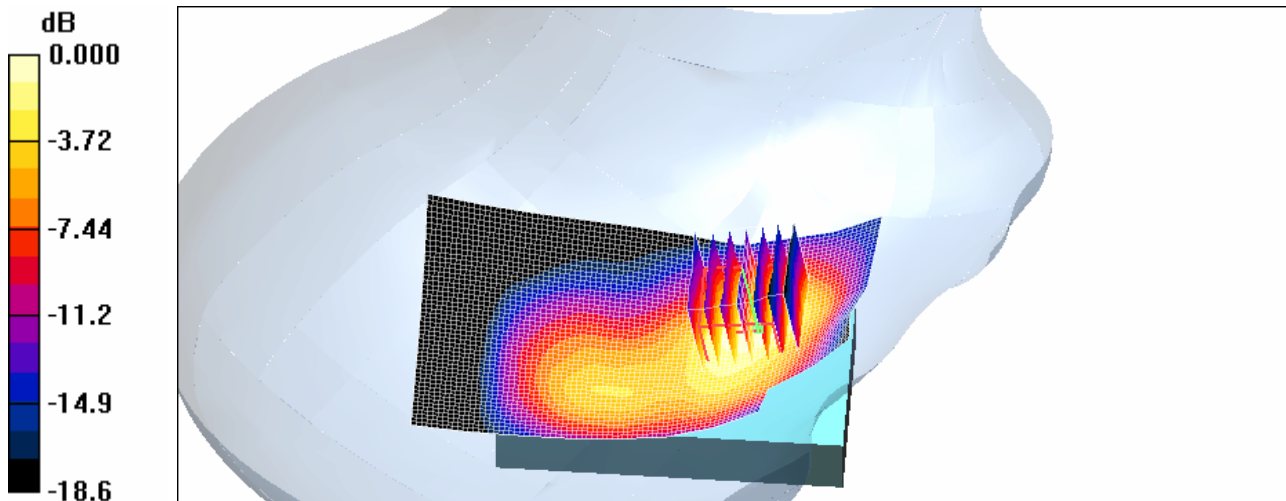
Touch position - Middle/Zoom Scan (7x7x7) (7x7x7)/Cube 0: Measurement grid: dx=5mm, dy=5mm, dz=5mm

Reference Value = 9.49 V/m; Power Drift = -0.119 dB

Peak SAR (extrapolated) = 1.65 W/kg

SAR(1 g) = 1.06 mW/g; SAR(10 g) = 0.587 mW/g

Maximum value of SAR (measured) = 1.17 mW/g



RTS RIM Testing Services	Document Appendices for the BlackBerry Wireless Handheld Model RBE41GW SAR Report		Page 25(80)
	Author Data Kevin Chow	Dates of Test Jul. 10-20, 2006	Test Report No RTS-0428-0607-13

0 dB = 1.17mW/g

Date/Time: 11/07/2006 4:12:01 PM

Test Laboratory: RTS

File Name: [Right Tilted GSM1900 Mid Chan Amb Temp 24.0 C Liq Temp 23 0 C.da4](#)

DUT: BlackBerry Wireless Handheld ; Type: Sample ; Serial: Not Specified
Program Name: Compliance Testing: P1528 Protocol (Right-Hand Side)

Communication System: GSM 1900; Frequency: 1880 MHz; Duty Cycle: 1:8.3
Medium parameters used: $f = 1880$ MHz; $\sigma = 1.45$ mho/m; $\epsilon_r = 39.1$; $\rho = 1000$ kg/m³
Phantom section: Right Section

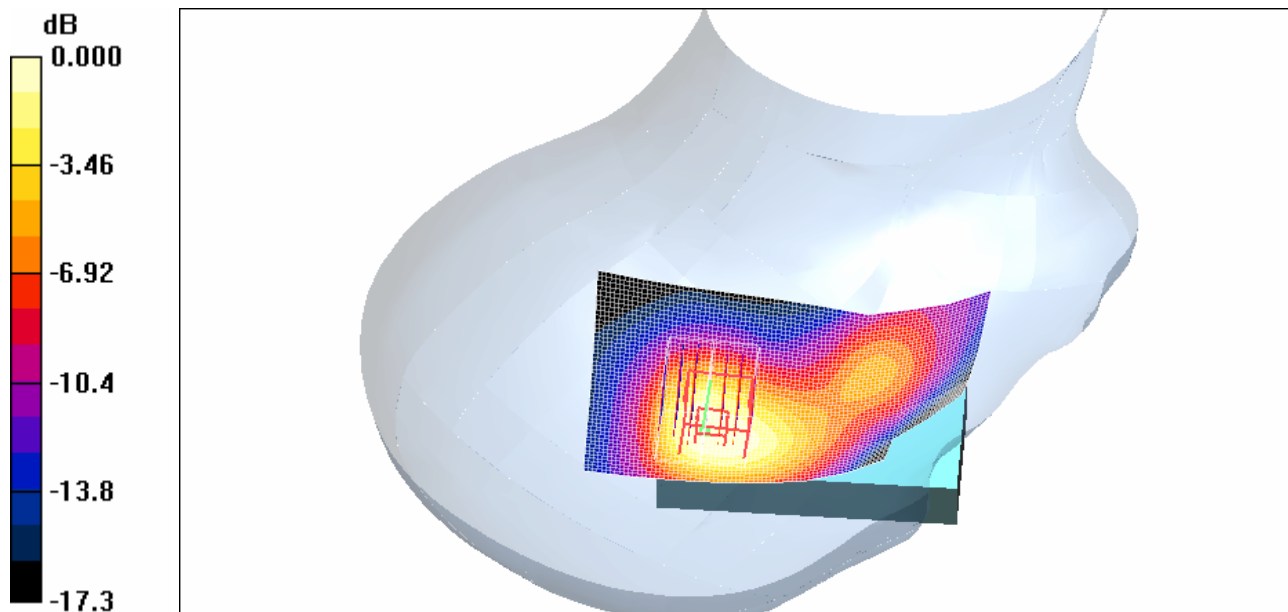
DASY4 Configuration:

- Probe: ET3DV6 - SN1642; ConvF(5.18, 5.18, 5.18); Calibrated: 19/01/2006
- Sensor-Surface: 4mm (Mechanical Surface Detection)
- Electronics: DAE3 Sn472; Calibrated: 25/04/2006
- Phantom: SAM 2; Type: SAM 4.0; Serial: 1080
- Measurement SW: DASY4, V4.7 Build 44; Postprocessing SW: SEMCAD, V1.8 Build 171

Touch position - Middle/Area Scan (51x91x1): Measurement grid: dx=15mm, dy=15mm
Maximum value of SAR (interpolated) = 0.554 mW/g

Touch position - Middle/Zoom Scan (7x7x7) (7x7x7)/Cube 0: Measurement grid: dx=5mm, dy=5mm, dz=5mm
Reference Value = 15.0 V/m; Power Drift = -0.058 dB
Peak SAR (extrapolated) = 0.710 W/kg
SAR(1 g) = 0.469 mW/g; SAR(10 g) = 0.283 mW/g
Maximum value of SAR (measured) = 0.509 mW/g

RTS RIM Testing Services	Document Appendices for the BlackBerry Wireless Handheld Model RBE41GW SAR Report		Page 26(80)
	Author Data Kevin Chow	Dates of Test Jul. 10-20, 2006	Test Report No RTS-0428-0607-13



0 dB = 0.509mW/g

Date/Time: 11/07/2006 6:51:27 PM

Test Laboratory: RTS

File Name: [Left_Touch_GSM1900_Low_Chan_Amb_Temp_24.6_C_Liq_Temp_23.3_C.da4](#)

DUT: BlackBerry Wireless Handheld ; Type: Sample ; Serial: Not Specified
Program Name: Compliance Testing: P1528 Protocol (Left-Hand Side)

Communication System: GSM 1900; Frequency: 1850.2 MHz; Duty Cycle: 1:8.3
Medium parameters used: $f = 1850.2$ MHz; $\sigma = 1.45$ mho/m; $\epsilon_r = 39.1$; $\rho = 1000$ kg/m³
Phantom section: Left Section

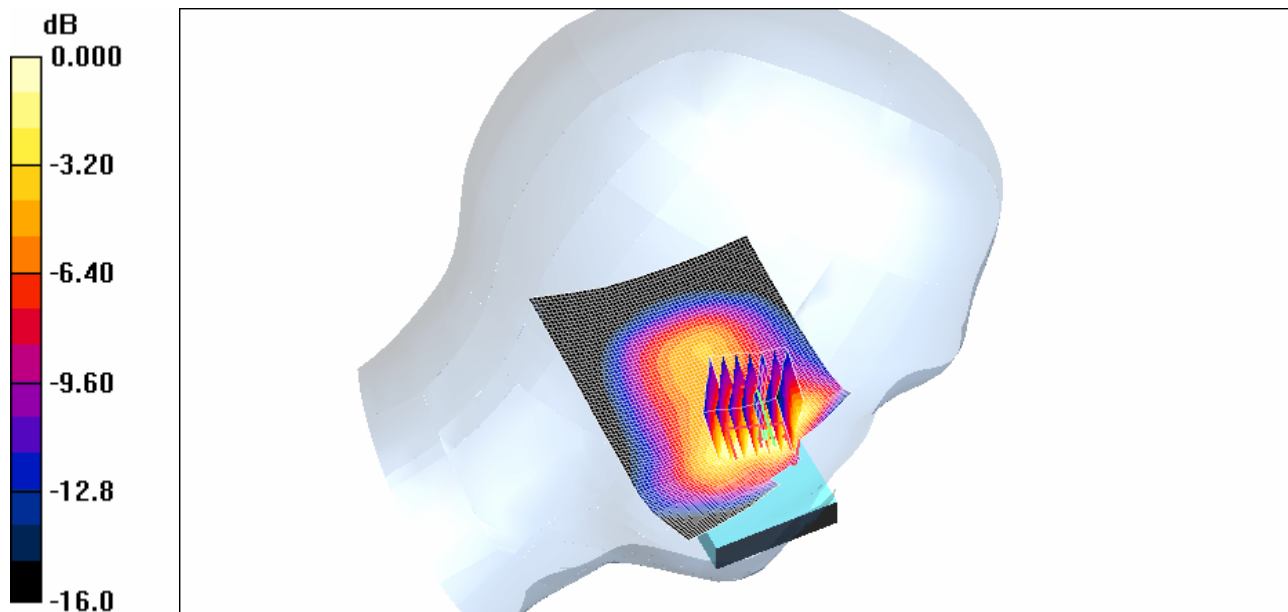
DASY4 Configuration:

- Probe: ET3DV6 - SN1642; ConvF(5.18, 5.18, 5.18); Calibrated: 19/01/2006
- Sensor-Surface: 4mm (Mechanical Surface Detection)
- Electronics: DAE3 Sn472; Calibrated: 25/04/2006
- Phantom: SAM 2; Type: SAM 4.0; Serial: 1080
- Measurement SW: DASY4, V4.7 Build 44; Postprocessing SW: SEMCAD, V1.8 Build 171

Touch position - Middle/Area Scan (61x91x1): Measurement grid: dx=15mm, dy=15mm
Maximum value of SAR (interpolated) = 1.05 mW/g

Touch position - Middle/Zoom Scan (7x7x7) (7x7x7)/Cube 0: Measurement grid: dx=5mm, dy=5mm, dz=5mm
Reference Value = 11.6 V/m; Power Drift = -0.154 dB
Peak SAR (extrapolated) = 1.46 W/kg
SAR(1 g) = 0.934 mW/g; SAR(10 g) = 0.547 mW/g
Maximum value of SAR (measured) = 1.02 mW/g

RTS RIM Testing Services	Document Appendices for the BlackBerry Wireless Handheld Model RBE41GW SAR Report		Page 27(80)
	Author Data Kevin Chow	Dates of Test Jul. 10-20, 2006	Test Report No RTS-0428-0607-13



0 dB = 1.02mW/g

Date/Time: 11/07/2006 6:27:35 PM

Test Laboratory: RTS

File Name: [Left_Touch_GSM1900_Mid_Chan_Amb_Temp_23.9_C_Liq_Temp_22.8_C.da4](#)

DUT: BlackBerry Wireless Handheld ; Type: Sample ; Serial: Not Specified
Program Name: Compliance Testing: P1528 Protocol (Left-Hand Side)

Communication System: GSM 1900; Frequency: 1880 MHz; Duty Cycle: 1:8.3
Medium parameters used: $f = 1880$ MHz; $\sigma = 1.45$ mho/m; $\epsilon_r = 39.1$; $\rho = 1000$ kg/m³
Phantom section: Left Section

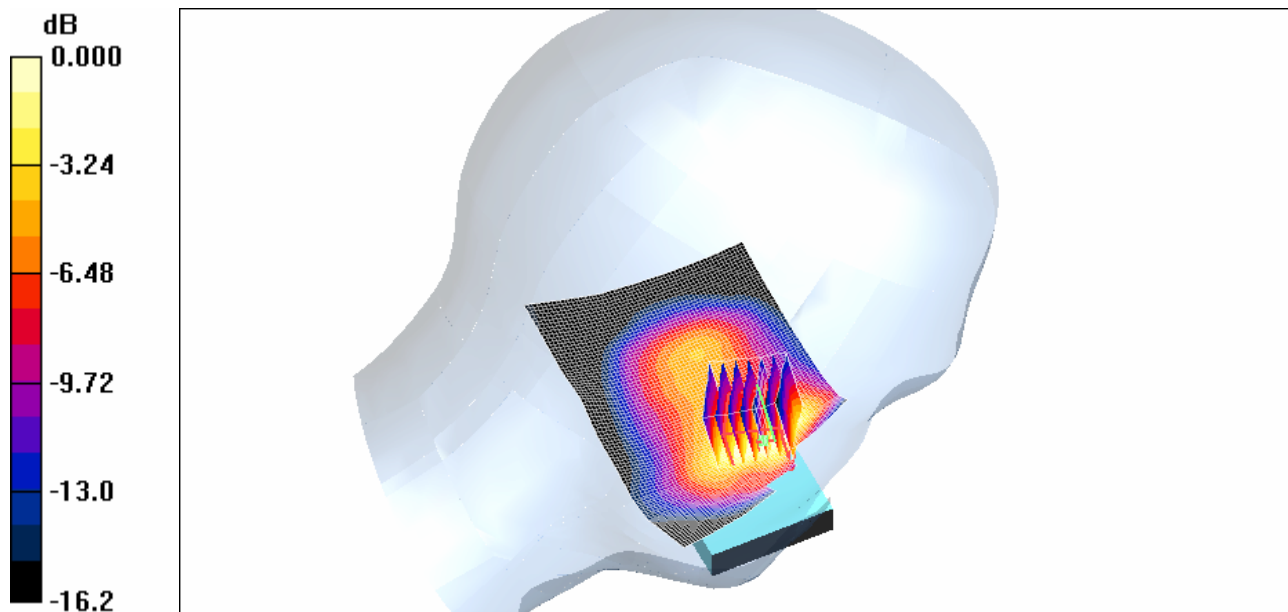
DASY4 Configuration:

- Probe: ET3DV6 - SN1642; ConvF(5.18, 5.18, 5.18); Calibrated: 19/01/2006
- Sensor-Surface: 4mm (Mechanical Surface Detection)
- Electronics: DAE3 Sn472; Calibrated: 25/04/2006
- Phantom: SAM 2; Type: SAM 4.0; Serial: 1080
- Measurement SW: DASY4, V4.7 Build 44; Postprocessing SW: SEMCAD, V1.8 Build 171

Touch position - Middle/Area Scan (61x91x1): Measurement grid: dx=15mm, dy=15mm
Maximum value of SAR (interpolated) = 1.07 mW/g

Touch position - Middle/Zoom Scan (7x7x7) (7x7x7)/Cube 0: Measurement grid: dx=5mm, dy=5mm, dz=5mm
Reference Value = 12.9 V/m; Power Drift = -0.938 dB
Peak SAR (extrapolated) = 1.48 W/kg
SAR(1 g) = 0.938 mW/g; SAR(10 g) = 0.546 mW/g
Maximum value of SAR (measured) = 1.03 mW/g

RTS RIM Testing Services	Document Appendices for the BlackBerry Wireless Handheld Model RBE41GW SAR Report		Page 28(80)
	Author Data Kevin Chow	Dates of Test Jul. 10-20, 2006	Test Report No RTS-0428-0607-13



0 dB = 1.03mW/g

Date/Time: 11/07/2006 7:14:32 PM

Test Laboratory: RTS

File Name: [Left_Touch_GSM1900_High_Chan_Amb_Temp_23.7_C_Liq_Temp_23.0_C.da4](#)

DUT: BlackBerry Wireless Handheld ; Type: Sample ; Serial: Not Specified
Program Name: Compliance Testing: P1528 Protocol (Left-Hand Side)

Communication System: GSM 1900; Frequency: 1909.8 MHz; Duty Cycle: 1:8.3
Medium parameters used: $f = 1909.8$ MHz; $\sigma = 1.45$ mho/m; $\epsilon_r = 39.1$; $\rho = 1000$ kg/m³
Phantom section: Left Section

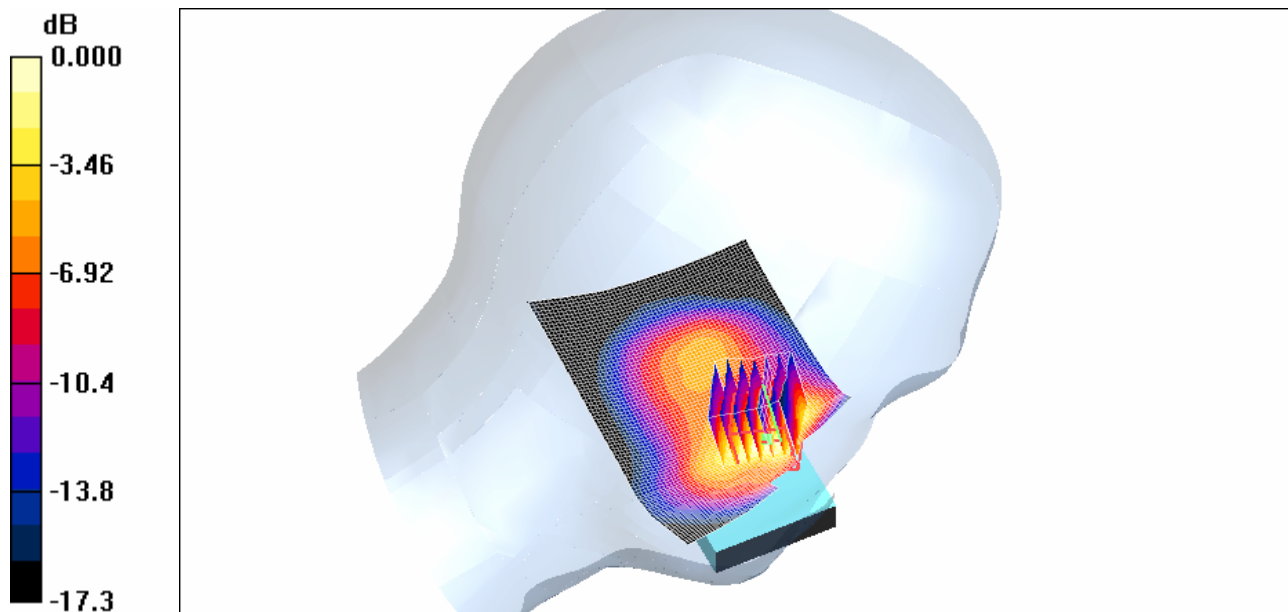
DASY4 Configuration:

- Probe: ET3DV6 - SN1642; ConvF(5.18, 5.18, 5.18); Calibrated: 19/01/2006
- Sensor-Surface: 4mm (Mechanical Surface Detection)
- Electronics: DAE3 Sn472; Calibrated: 25/04/2006
- Phantom: SAM 2; Type: SAM 4.0; Serial: 1080
- Measurement SW: DASY4, V4.7 Build 44; Postprocessing SW: SEMCAD, V1.8 Build 171

Touch position - Middle/Area Scan (61x91x1): Measurement grid: dx=15mm, dy=15mm
Maximum value of SAR (interpolated) = 0.994 mW/g

Touch position - Middle/Zoom Scan (7x7x7) (7x7x7)/Cube 0: Measurement grid: dx=5mm, dy=5mm, dz=5mm
Reference Value = 10.7 V/m; Power Drift = -0.125 dB
Peak SAR (extrapolated) = 1.48 W/kg
SAR(1 g) = 0.918 mW/g; SAR(10 g) = 0.518 mW/g
Maximum value of SAR (measured) = 1.03 mW/g

RTS RIM Testing Services	Document Appendices for the BlackBerry Wireless Handheld Model RBE41GW SAR Report		Page 29(80)
	Author Data Kevin Chow	Dates of Test Jul. 10-20, 2006	Test Report No RTS-0428-0607-13



0 dB = 1.03mW/g

Date/Time: 11/07/2006 7:47:21 PM

Test Laboratory: RTS

File Name: [Left Tilted GSM1900 Mid Chan Amb Temp 24.2 C Liq Temp 23.1 C.da4](#)

DUT: BlackBerry Wireless Handheld ; Type: Sample ; Serial: Not Specified
Program Name: Compliance Testing: P1528 Protocol (Left-Hand Side)

Communication System: GSM 1900; Frequency: 1880 MHz; Duty Cycle: 1:8.3
Medium parameters used: $f = 1880$ MHz; $\sigma = 1.45$ mho/m; $\epsilon_r = 39.1$; $\rho = 1000$ kg/m³
Phantom section: Left Section

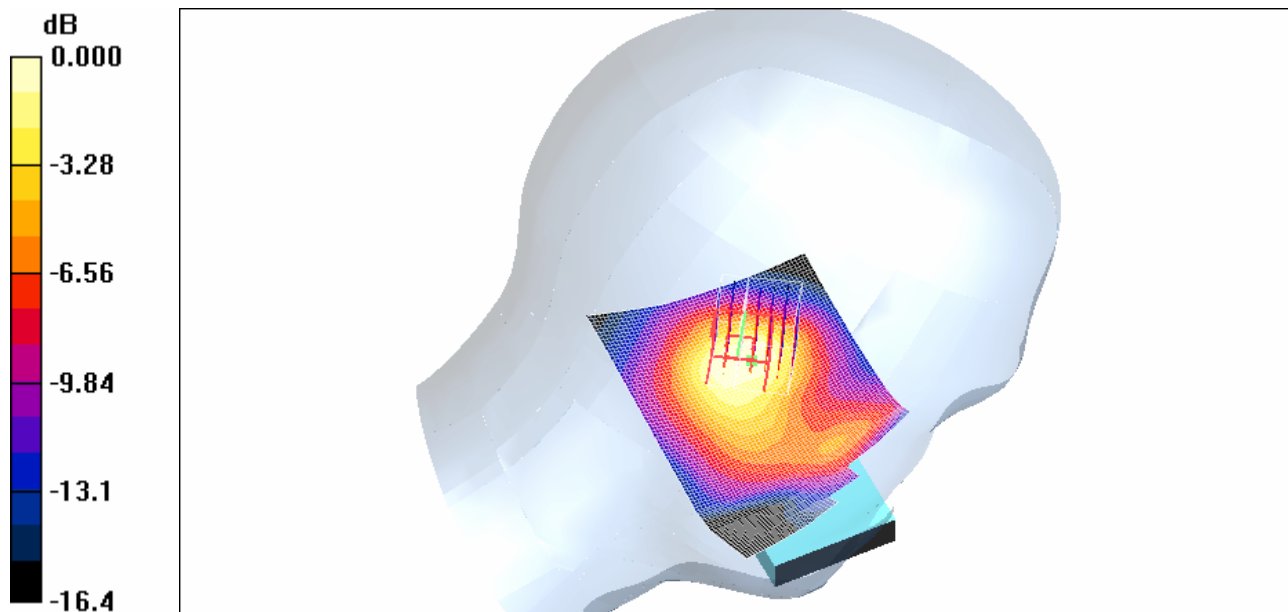
DASY4 Configuration:

- Probe: ET3DV6 - SN1642; ConvF(5.18, 5.18, 5.18); Calibrated: 19/01/2006
- Sensor-Surface: 4mm (Mechanical Surface Detection)
- Electronics: DAE3 Sn472; Calibrated: 25/04/2006
- Phantom: SAM 2; Type: SAM 4.0; Serial: 1080
- Measurement SW: DASY4, V4.7 Build 44; Postprocessing SW: SEMCAD, V1.8 Build 171

Touch position - Middle/Area Scan (61x91x1): Measurement grid: dx=15mm, dy=15mm
Maximum value of SAR (interpolated) = 0.473 mW/g

Touch position - Middle/Zoom Scan (7x7x7) (7x7x7)/Cube 0: Measurement grid: dx=5mm, dy=5mm, dz=5mm
Reference Value = 16.8 V/m; Power Drift = 0.023 dB
Peak SAR (extrapolated) = 0.590 W/kg
SAR(1 g) = 0.391 mW/g; SAR(10 g) = 0.235 mW/g
Maximum value of SAR (measured) = 0.430 mW/g

RTS RIM Testing Services	Document Appendices for the BlackBerry Wireless Handheld Model RBE41GW SAR Report		Page 30(80)
	Author Data Kevin Chow	Dates of Test Jul. 10-20, 2006	Test Report No RTS-0428-0607-13



0 dB = 0.430mW/g

Date/Time: 11/07/2006 8:09:16 PM

Test Laboratory: RTS

File Name: [Left_Touch_GSM1900_Mid_Chan_Batt2_Amb_Temp_24.3_C_Liq_Temp_23.0_C.da4](#)

DUT: BlackBerry Wireless Handheld ; Type: Sample ; Serial: Not Specified
Program Name: Compliance Testing: P1528 Protocol (Left-Hand Side)

Communication System: GSM 1900; Frequency: 1880 MHz; Duty Cycle: 1:8.3
Medium parameters used: $f = 1880$ MHz; $\sigma = 1.45$ mho/m; $\epsilon_r = 39.1$; $\rho = 1000$ kg/m³
Phantom section: Left Section

DASY4 Configuration:

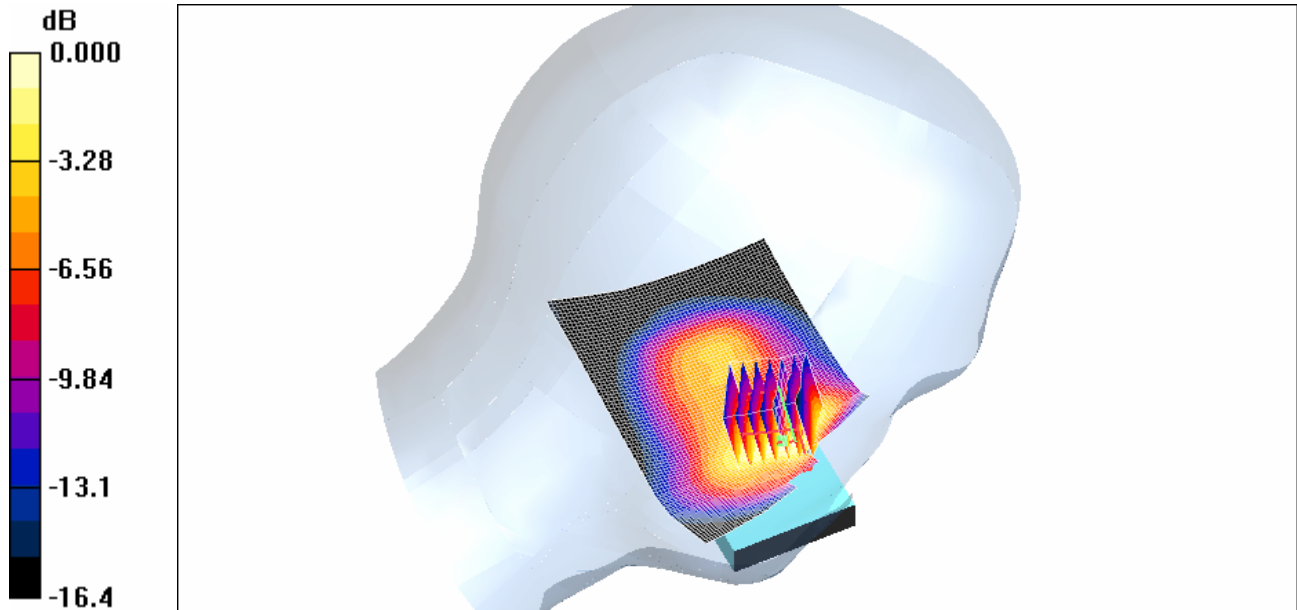
- Probe: ET3DV6 - SN1642; ConvF(5.18, 5.18, 5.18); Calibrated: 19/01/2006
- Sensor-Surface: 4mm (Mechanical Surface Detection)
- Electronics: DAE3 Sn472; Calibrated: 25/04/2006
- Phantom: SAM 2; Type: SAM 4.0; Serial: 1080
- Measurement SW: DASY4, V4.7 Build 44; Postprocessing SW: SEMCAD, V1.8 Build 171

Touch position - Middle/Area Scan (61x91x1): Measurement grid: dx=15mm, dy=15mm
Maximum value of SAR (interpolated) = 0.996 mW/g

Touch position - Middle/Zoom Scan (7x7x7) (7x7x7)/Cube 0: Measurement grid: dx=5mm, dy=5mm, dz=5mm
Reference Value = 11.9 V/m; Power Drift = 0.015 dB
Peak SAR (extrapolated) = 1.39 W/kg

RTS RIM Testing Services	Document Appendices for the BlackBerry Wireless Handheld Model RBE41GW SAR Report		Page 31(80)
	Author Data Kevin Chow	Dates of Test Jul. 10-20, 2006	Test Report No RTS-0428-0607-13

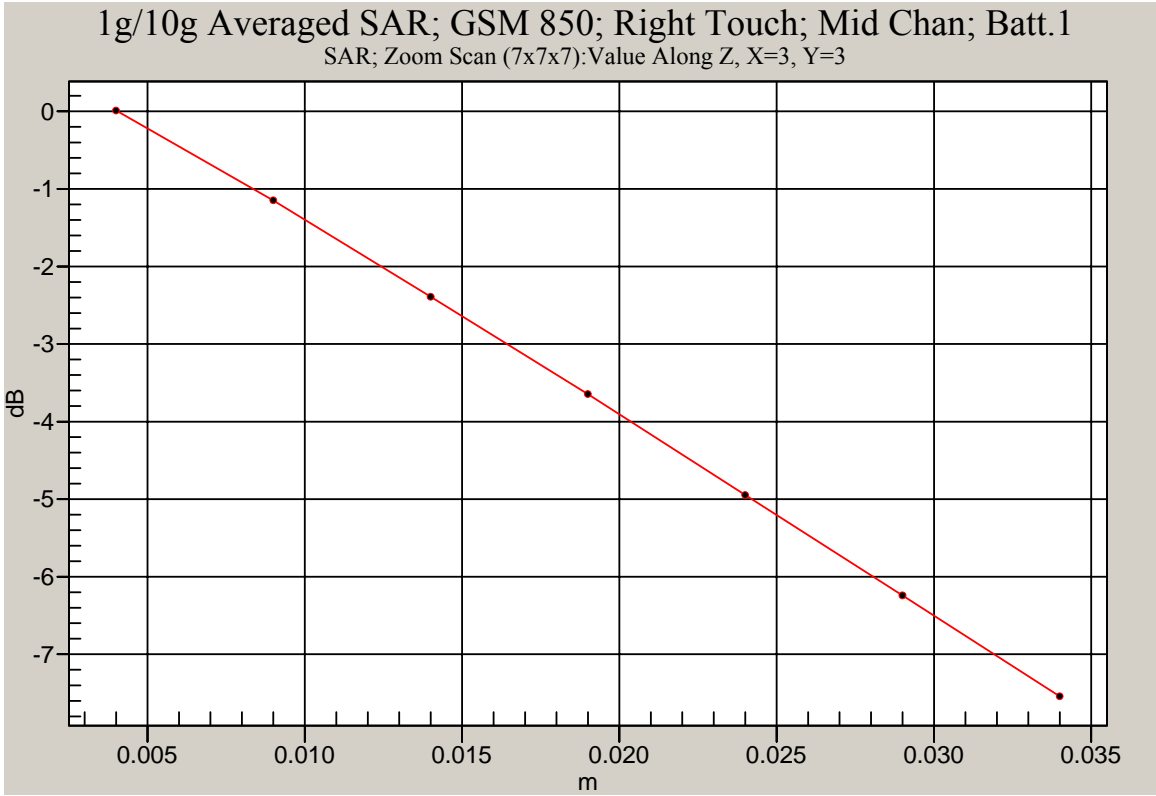
SAR(1 g) = 0.884 mW/g; SAR(10 g) = 0.514 mW/g
Maximum value of SAR (measured) = 0.982 mW/g



0 dB = 0.982mW/g

Z axis plot for the worst case head configuration:

RTS RIM Testing Services	Document Appendices for the BlackBerry Wireless Handheld Model RBE41GW SAR Report		Page 32(80)
	Author Data Kevin Chow	Dates of Test Jul. 10-20, 2006	Test Report No RTS-0428-0607-13



RTS RIM Testing Services	Document Appendices for the BlackBerry Wireless Handheld Model RBE41GW SAR Report		Page 33(80)
Author Data Kevin Chow	Dates of Test Jul. 10-20, 2006	Test Report No RTS-0428-0607-13	FCC ID: L6ARBE40GW

APPENDIX C: SAR DISTRIBUTION PLOTS FOR BODY-WORN CONFIGURATION

RTS RIM Testing Services	Document Appendices for the BlackBerry Wireless Handheld Model RBE41GW SAR Report		Page 34(80)
	Author Data Kevin Chow	Dates of Test Jul. 10-20, 2006	Test Report No RTS-0428-0607-13

Date/Time: 20/07/2006 8:48:27 PM

Test Laboratory: RTS

File Name:

[Body_Worn_GPRS850_Mid_Chan_Batt1_LeatherHolster_Front_Amb_Temp_23.4_C_Liq_Temp_22.0_C.da4](#)

DUT: BlackBerry Wireless Handheld ; Type: Sample ; Serial: Not Specified
Program Name: Compliance Testing: Body-worn with holster

Communication System: GPRS 850; Frequency: 836.8 MHz; Duty Cycle: 1:4.2
Medium parameters used: $f = 836.8 \text{ MHz}$; $\sigma = 0.97 \text{ mho/m}$; $\epsilon_r = 53.4$; $\rho = 1000 \text{ kg/m}^3$
Phantom section: Flat Section


DASY4 Configuration:

- Probe: ET3DV6 - SN1642; ConvF(6.13, 6.13, 6.13); Calibrated: 19/01/2006
- Sensor-Surface: 4mm (Mechanical And Optical Surface Detection)
- Electronics: DAE3 Sn472; Calibrated: 12/01/2006
- Phantom: SAM 2; Type: SAM 4.0; Serial: 1080
- Measurement SW: DASY4, V4.7 Build 44; Postprocessing SW: SEMCAD, V1.8 Build 171

Unnamed procedure/Zoom Scan (7x7x7)/Cube 0: Measurement grid: dx=5mm, dy=5mm, dz=5mm
Reference Value = 19.4 V/m; Power Drift = 0.047 dB
Peak SAR (extrapolated) = 2.89 W/kg
SAR(1 g) = 0.712 mW/g; SAR(10 g) = 0.287 mW/g

Maximum value of SAR (measured) = 0.817 mW/g

Unnamed procedure/Area Scan (81x121x1): Measurement grid: dx=10mm, dy=10mm
Maximum value of SAR (interpolated) = 0.793 mW/g



0 dB = 0.793mW/g

RTS RIM Testing Services	Document Appendices for the BlackBerry Wireless Handheld Model RBE41GW SAR Report		Page 35(80)
	Author Data Kevin Chow	Dates of Test Jul. 10-20, 2006	Test Report No RTS-0428-0607-13

Date/Time: 20/07/2006 9:15:08 PM

Test Laboratory: RTS

File Name:

[Body_Worn_GPRS850_Mid_Chan_Batt1_LeatherHolster_Back_Amb_Temp_23.8_C_Liq_Temp_22.3_C.da4](#)

DUT: BlackBerry Wireless Handheld ; Type: Sample ; Serial: Not Specified
Program Name: Compliance Testing: Body-worn with holster

Communication System: GPRS 850; Frequency: 836.8 MHz; Duty Cycle: 1:4.2
Medium parameters used: $f = 836.8 \text{ MHz}$; $\sigma = 0.97 \text{ mho/m}$; $\epsilon_r = 53.4$; $\rho = 1000 \text{ kg/m}^3$
Phantom section: Flat Section

DASY4 Configuration:

- Probe: ET3DV6 - SN1642; ConvF(6.13, 6.13, 6.13); Calibrated: 19/01/2006
- Sensor-Surface: 4mm (Mechanical And Optical Surface Detection)
- Electronics: DAE3 Sn472; Calibrated: 12/01/2006
- Phantom: SAM 2; Type: SAM 4.0; Serial: 1080
- Measurement SW: DASY4, V4.7 Build 44; Postprocessing SW: SEMCAD, V1.8 Build 171

Unnamed procedure/Zoom Scan (7x7x7)/Cube 0: Measurement grid: dx=5mm, dy=5mm, dz=5mm

Reference Value = 20.8 V/m; Power Drift = 0.038 dB

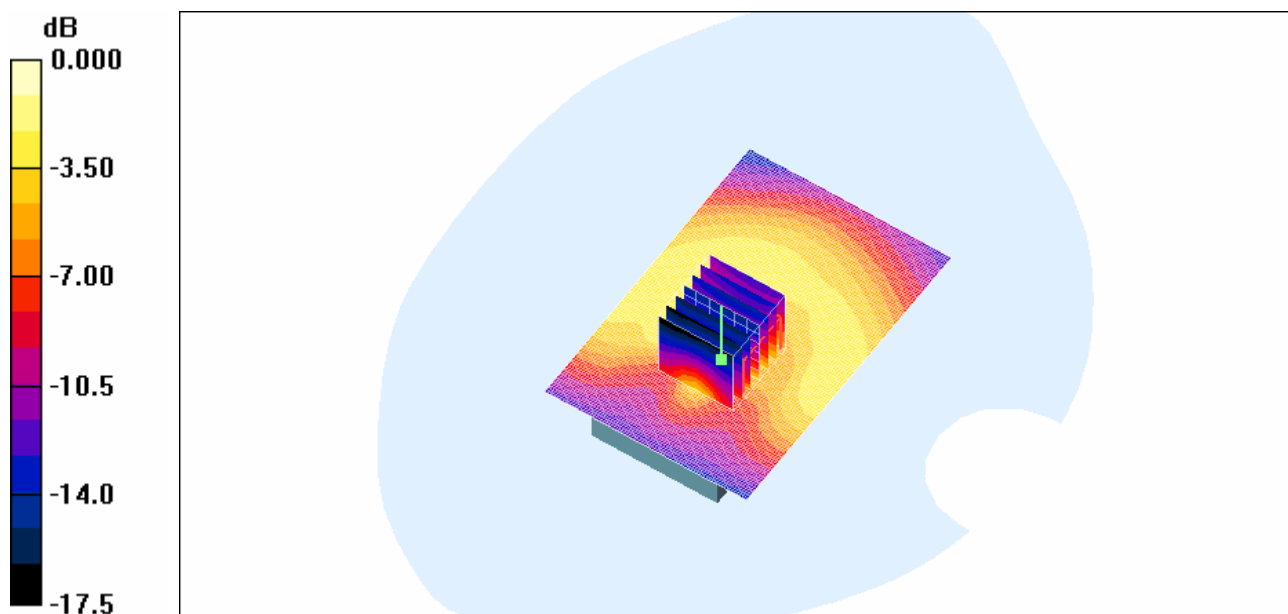
Peak SAR (extrapolated) = 2.68 W/kg

SAR(1 g) = 0.729 mW/g; SAR(10 g) = 0.292 mW/g

Maximum value of SAR (measured) = 0.845 mW/g

Unnamed procedure/Area Scan (81x121x1): Measurement grid: dx=10mm, dy=10mm

Maximum value of SAR (interpolated) = 0.832 mW/g



0 dB = 0.832mW/g

RTS RIM Testing Services	Document Appendices for the BlackBerry Wireless Handheld Model RBE41GW SAR Report		Page 36(80)
	Author Data Kevin Chow	Dates of Test Jul. 10-20, 2006	Test Report No RTS-0428-0607-13

Date/Time: 20/07/2006 10:08:11 PM

Test Laboratory: RTS

File Name:

[Body_Worn_GPRS850_Low_Chan_Batt1_LeatherSwivelHolster_Front_Amb_Temp_23.9_C_Liq_Temp_22.4_C.da4](#)

DUT: BlackBerry Wireless Handheld ; Type: Sample ; Serial: Not Specified
Program Name: Compliance Testing: Body-worn with holster

Communication System: GPRS 850; Frequency: 824.2 MHz; Duty Cycle: 1:4.2
Medium parameters used: $f = 824.2 \text{ MHz}$; $\sigma = 0.97 \text{ mho/m}$; $\epsilon_r = 53.4$; $\rho = 1000 \text{ kg/m}^3$
Phantom section: Flat Section

DASY4 Configuration:

- Probe: ET3DV6 - SN1642; ConvF(6.13, 6.13, 6.13); Calibrated: 19/01/2006
- Sensor-Surface: 4mm (Mechanical And Optical Surface Detection)
- Electronics: DAE3 Sn472; Calibrated: 12/01/2006
- Phantom: SAM 2; Type: SAM 4.0; Serial: 1080
- Measurement SW: DASY4, V4.7 Build 44; Postprocessing SW: SEMCAD, V1.8 Build 171

Unnamed procedure/Zoom Scan (7x7x7)/Cube 0: Measurement grid: dx=5mm, dy=5mm, dz=5mm

Reference Value = 32.6 V/m; Power Drift = 0.116 dB

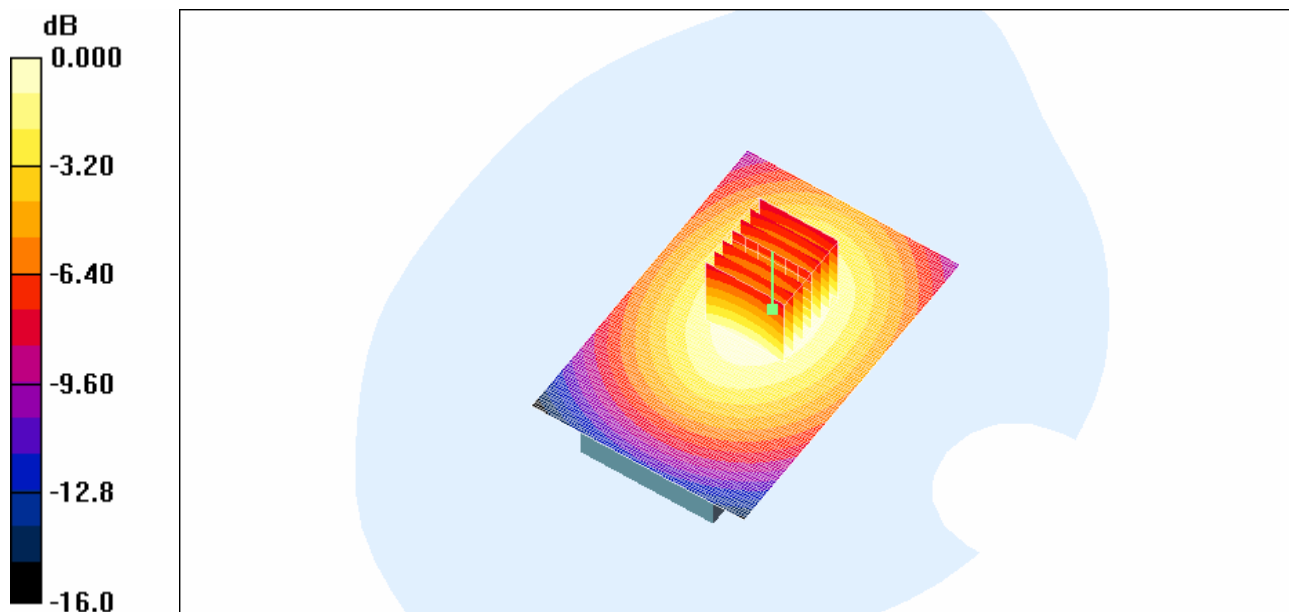
Peak SAR (extrapolated) = 1.25 W/kg

SAR(1 g) = 0.986 mW/g; SAR(10 g) = 0.720 mW/g

Maximum value of SAR (measured) = 1.04 mW/g

Unnamed procedure/Area Scan (81x121x1): Measurement grid: dx=10mm, dy=10mm

Maximum value of SAR (interpolated) = 1.03 mW/g



0 dB = 1.03mW/g

RTS RIM Testing Services	Document Appendices for the BlackBerry Wireless Handheld Model RBE41GW SAR Report		Page 37(80)
	Author Data Kevin Chow	Dates of Test Jul. 10-20, 2006	Test Report No RTS-0428-0607-13

Date/Time: 20/07/2006 9:42:01 PM

Test Laboratory: RTS

File Name:

[Body_Worn_GPRS850_Mid_Chan_Batt1_LeatherSwivelHolster_Front_Amb_Temp_24.0_C_Liq_Temp_22.6_C.da4](#)

DUT: BlackBerry Wireless Handheld ; Type: Sample ; Serial: Not Specified
Program Name: Compliance Testing: Body-worn with holster

Communication System: GPRS 850; Frequency: 836.8 MHz; Duty Cycle: 1:4.2
Medium parameters used: $f = 836.8 \text{ MHz}$; $\sigma = 0.97 \text{ mho/m}$; $\epsilon_r = 53.4$; $\rho = 1000 \text{ kg/m}^3$
Phantom section: Flat Section

DASY4 Configuration:

- Probe: ET3DV6 - SN1642; ConvF(6.13, 6.13, 6.13); Calibrated: 19/01/2006
- Sensor-Surface: 4mm (Mechanical And Optical Surface Detection)
- Electronics: DAE3 Sn472; Calibrated: 12/01/2006
- Phantom: SAM 2; Type: SAM 4.0; Serial: 1080
- Measurement SW: DASY4, V4.7 Build 44; Postprocessing SW: SEMCAD, V1.8 Build 171

Unnamed procedure/Zoom Scan (7x7x7)/Cube 0: Measurement grid: dx=5mm, dy=5mm, dz=5mm

Reference Value = 30.9 V/m; Power Drift = 0.013 dB


Peak SAR (extrapolated) = 1.12 W/kg

SAR(1 g) = 0.859 mW/g; SAR(10 g) = 0.625 mW/g

Maximum value of SAR (measured) = 0.910 mW/g

Unnamed procedure/Area Scan (81x121x1): Measurement grid: dx=10mm, dy=10mm

Maximum value of SAR (interpolated) = 0.916 mW/g



0 dB = 0.916mW/g

RTS RIM Testing Services	Document Appendices for the BlackBerry Wireless Handheld Model RBE41GW SAR Report		Page 38(80)
	Author Data Kevin Chow	Dates of Test Jul. 10-20, 2006	Test Report No RTS-0428-0607-13

Date/Time: 20/07/2006 10:36:19 PM

Test Laboratory: RTS

File Name:

[Body_Worn_GPRS850_High_Chan_Batt1_LeatherSwivelHolster_Front_Amb_Temp_23.7_C_Liq_Temp_22.3_C.da4](#)

DUT: BlackBerry Wireless Handheld ; Type: Sample ; Serial: Not Specified
Program Name: Compliance Testing: Body-worn with holster

Communication System: GPRS 850; Frequency: 848.8 MHz; Duty Cycle: 1:4.2
Medium parameters used: $f = 848.8 \text{ MHz}$; $\sigma = 0.97 \text{ mho/m}$; $\epsilon_r = 53.4$; $\rho = 1000 \text{ kg/m}^3$
Phantom section: Flat Section

DASY4 Configuration:

- Probe: ET3DV6 - SN1642; ConvF(6.13, 6.13, 6.13); Calibrated: 19/01/2006
- Sensor-Surface: 4mm (Mechanical And Optical Surface Detection)
- Electronics: DAE3 Sn472; Calibrated: 12/01/2006
- Phantom: SAM 2; Type: SAM 4.0; Serial: 1080
- Measurement SW: DASY4, V4.7 Build 44; Postprocessing SW: SEMCAD, V1.8 Build 171

Unnamed procedure/Zoom Scan (7x7x7)/Cube 0: Measurement grid: dx=5mm, dy=5mm, dz=5mm

Reference Value = 29.3 V/m; Power Drift = 0.065 dB


Peak SAR (extrapolated) = 0.970 W/kg

SAR(1 g) = 0.758 mW/g; SAR(10 g) = 0.553 mW/g

Maximum value of SAR (measured) = 0.806 mW/g

Unnamed procedure/Area Scan (81x121x1): Measurement grid: dx=10mm, dy=10mm

Maximum value of SAR (interpolated) = 0.805 mW/g



0 dB = 0.805mW/g

RTS RIM Testing Services	Document Appendices for the BlackBerry Wireless Handheld Model RBE41GW SAR Report		Page 39(80)
	Author Data Kevin Chow	Dates of Test Jul. 10-20, 2006	Test Report No RTS-0428-0607-13

Date/Time: 20/07/2006 11:29:34 PM

Test Laboratory: RTS

File Name:

[Body_Worn_GPRS850_Low_Chan_Batt1_LeatherSwivelHolster_Back_Amb_Temp_23.8_C_Liq_Temp_22.2_C.da4](#)

DUT: BlackBerry Wireless Handheld ; Type: Sample ; Serial: Not Specified
Program Name: Compliance Testing: Body-worn with holster

Communication System: GPRS 850; Frequency: 824.2 MHz; Duty Cycle: 1:4.2
Medium parameters used: $f = 824.2 \text{ MHz}$; $\sigma = 0.97 \text{ mho/m}$; $\epsilon_r = 53.4$; $\rho = 1000 \text{ kg/m}^3$
Phantom section: Flat Section

DASY4 Configuration:

- Probe: ET3DV6 - SN1642; ConvF(6.13, 6.13, 6.13); Calibrated: 19/01/2006
- Sensor-Surface: 4mm (Mechanical And Optical Surface Detection)
- Electronics: DAE3 Sn472; Calibrated: 12/01/2006
- Phantom: SAM 2; Type: SAM 4.0; Serial: 1080
- Measurement SW: DASY4, V4.7 Build 44; Postprocessing SW: SEMCAD, V1.8 Build 171

Unnamed procedure/Zoom Scan (7x7x7)/Cube 0: Measurement grid: dx=5mm, dy=5mm, dz=5mm

Reference Value = 35.5 V/m; Power Drift = 0.012 dB

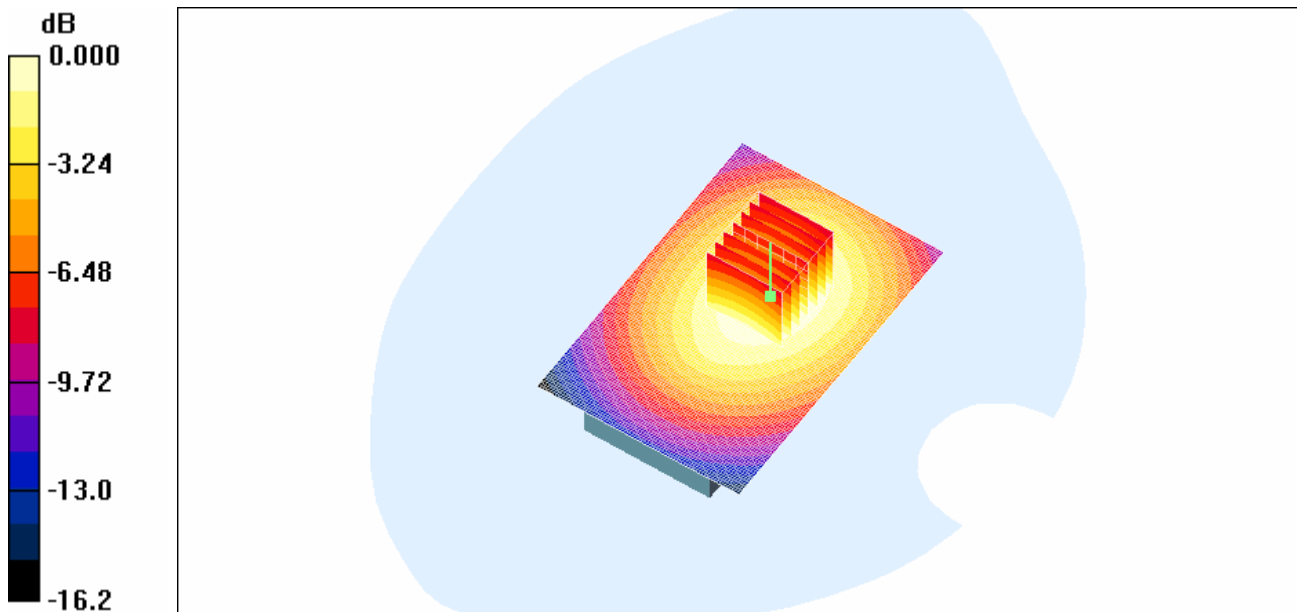
Peak SAR (extrapolated) = 1.58 W/kg

SAR(1 g) = 1.18 mW/g; SAR(10 g) = 0.846 mW/g

Maximum value of SAR (measured) = 1.24 mW/g

Unnamed procedure/Area Scan (81x121x1): Measurement grid: dx=10mm, dy=10mm

Maximum value of SAR (interpolated) = 1.24 mW/g



RTS RIM Testing Services	Document Appendices for the BlackBerry Wireless Handheld Model RBE41GW SAR Report		Page 40(80)
	Author Data Kevin Chow	Dates of Test Jul. 10-20, 2006	Test Report No RTS-0428-0607-13

Date/Time: 20/07/2006 11:03:42 PM

Test Laboratory: RTS

File Name:

[Body_Worn_GPRS850_Mid_Chan_Batt1_LeatherSwivelHolster_Back_Amb_Temp_24.3_C_Liq_Temp_22.8_C.da4](#)

DUT: BlackBerry Wireless Handheld ; Type: Sample ; Serial: Not Specified
Program Name: Compliance Testing: Body-worn with holster

Communication System: GPRS 850; Frequency: 836.8 MHz; Duty Cycle: 1:4.2
Medium parameters used: $f = 836.8 \text{ MHz}$; $\sigma = 0.97 \text{ mho/m}$; $\epsilon_r = 53.4$; $\rho = 1000 \text{ kg/m}^3$
Phantom section: Flat Section

DASY4 Configuration:

- Probe: ET3DV6 - SN1642; ConvF(6.13, 6.13, 6.13); Calibrated: 19/01/2006
- Sensor-Surface: 4mm (Mechanical And Optical Surface Detection)
- Electronics: DAE3 Sn472; Calibrated: 12/01/2006
- Phantom: SAM 2; Type: SAM 4.0; Serial: 1080
- Measurement SW: DASY4, V4.7 Build 44; Postprocessing SW: SEMCAD, V1.8 Build 171

Unnamed procedure/Zoom Scan (7x7x7)/Cube 0: Measurement grid: dx=5mm, dy=5mm, dz=5mm

Reference Value = 32.2 V/m; Power Drift = 0.063 dB


Peak SAR (extrapolated) = 1.25 W/kg

SAR(1 g) = 0.966 mW/g; SAR(10 g) = 0.699 mW/g

Maximum value of SAR (measured) = 1.02 mW/g

Unnamed procedure/Area Scan (81x121x1): Measurement grid: dx=10mm, dy=10mm

Maximum value of SAR (interpolated) = 1.02 mW/g



0 dB = 1.02mW/g

RTS RIM Testing Services	Document Appendices for the BlackBerry Wireless Handheld Model RBE41GW SAR Report		Page 41(80)
	Author Data Kevin Chow	Dates of Test Jul. 10-20, 2006	Test Report No RTS-0428-0607-13

Date/Time: 20/07/2006 11:54:50 PM

Test Laboratory: RTS

File Name:

[Body_Worn_GPRS850_High_Chan_Batt1_LeatherSwivelHolster_Back_Amb_Temp_23.5_C_Liq_Temp_22.0_C.da4](#)

DUT: BlackBerry Wireless Handheld ; Type: Sample ; Serial: Not Specified
Program Name: Compliance Testing: Body-worn with holster

Communication System: GPRS 850; Frequency: 848.8 MHz; Duty Cycle: 1:4.2
Medium parameters used: $f = 848.8 \text{ MHz}$; $\sigma = 0.97 \text{ mho/m}$; $\epsilon_r = 53.4$; $\rho = 1000 \text{ kg/m}^3$
Phantom section: Flat Section

DASY4 Configuration:

- Probe: ET3DV6 - SN1642; ConvF(6.13, 6.13, 6.13); Calibrated: 19/01/2006
- Sensor-Surface: 4mm (Mechanical And Optical Surface Detection)
- Electronics: DAE3 Sn472; Calibrated: 12/01/2006
- Phantom: SAM 2; Type: SAM 4.0; Serial: 1080
- Measurement SW: DASY4, V4.7 Build 44; Postprocessing SW: SEMCAD, V1.8 Build 171

Unnamed procedure/Zoom Scan (7x7x7)/Cube 0: Measurement grid: dx=5mm, dy=5mm, dz=5mm

Reference Value = 30.7 V/m; Power Drift = 0.108 dB


Peak SAR (extrapolated) = 1.13 W/kg

SAR(1 g) = 0.868 mW/g; SAR(10 g) = 0.626 mW/g

Maximum value of SAR (measured) = 0.920 mW/g

Unnamed procedure/Area Scan (81x121x1): Measurement grid: dx=10mm, dy=10mm

Maximum value of SAR (interpolated) = 0.914 mW/g



0 dB = 0.914mW/g

RTS RIM Testing Services	Document Appendices for the BlackBerry Wireless Handheld Model RBE41GW SAR Report		Page 42(80)
	Author Data Kevin Chow	Dates of Test Jul. 10-20, 2006	Test Report No RTS-0428-0607-13

Date/Time: 21/07/2006 2:32:38 AM

Test Laboratory: RTS

File Name:

[Body Worn GPRS850 Low Chan Battl 15mmaway Back Amb Temp 23.7 C Liq Temp 22.9 C.da4](#)

DUT: BlackBerry Wireless Handheld ; Type: Sample ; Serial: Not Specified
Program Name: Compliance Testing: Body-worn no holster

Communication System: GPRS 850; Frequency: 824.2 MHz; Duty Cycle: 1:4.2
Medium parameters used: $f = 824.2 \text{ MHz}$; $\sigma = 0.97 \text{ mho/m}$; $\epsilon_r = 53.4$; $\rho = 1000 \text{ kg/m}^3$
Phantom section: Flat Section

DASY4 Configuration:

- Probe: ET3DV6 - SN1642; ConvF(6.13, 6.13, 6.13); Calibrated: 19/01/2006
- Sensor-Surface: 4mm (Mechanical And Optical Surface Detection)
- Electronics: DAE3 Sn472; Calibrated: 12/01/2006
- Phantom: SAM 2; Type: SAM 4.0; Serial: 1080
- Measurement SW: DASY4, V4.7 Build 44; Postprocessing SW: SEMCAD, V1.8 Build 171

Unnamed procedure/Zoom Scan (7x7x7)/Cube 0: Measurement grid: dx=5mm, dy=5mm, dz=5mm

Reference Value = 37.1 V/m; Power Drift = 0.423 dB

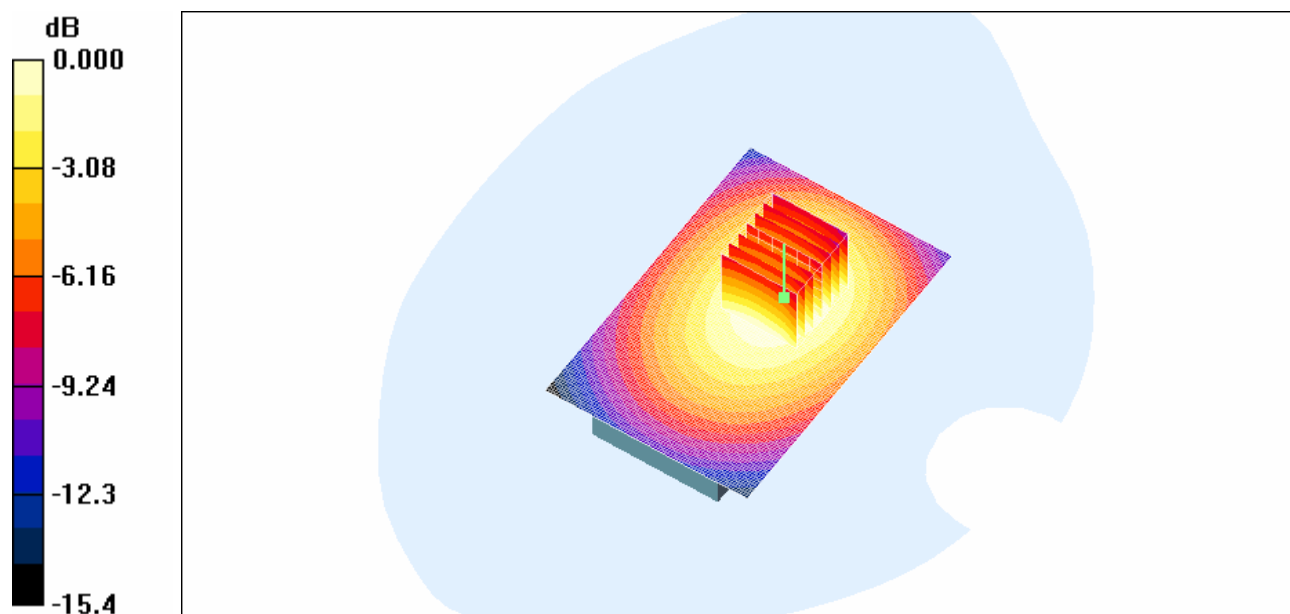
Peak SAR (extrapolated) = 1.97 W/kg

SAR(1 g) = 1.49 mW/g; SAR(10 g) = 1.07 mW/g

Maximum value of SAR (measured) = 1.59 mW/g

Unnamed procedure/Area Scan (81x121x1): Measurement grid: dx=10mm, dy=10mm

Maximum value of SAR (interpolated) = 1.39 mW/g



0 dB = 1.39mW/g

RTS RIM Testing Services	Document Appendices for the BlackBerry Wireless Handheld Model RBE41GW SAR Report		Page 43(80)
	Author Data Kevin Chow	Dates of Test Jul. 10-20, 2006	Test Report No RTS-0428-0607-13

Date/Time: 21/07/2006 1:41:44 AM

Test Laboratory: RTS

File Name: [Body Worn GPRS850 Mid Chan Batt1 15mmaway Back Amb Temp 24.0 C Liq Temp 23.0 C.da4](#)

DUT: BlackBerry Wireless Handheld ; Type: Sample ; Serial: Not Specified
Program Name: Compliance Testing: Body-worn no holster

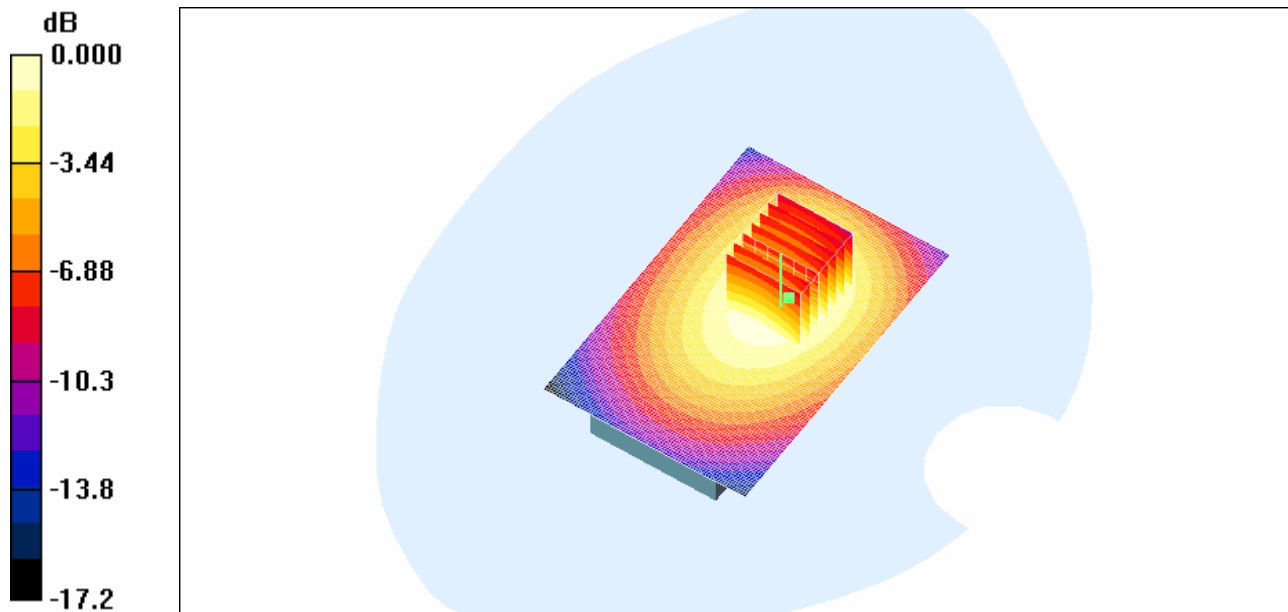
Communication System: GPRS 850; Frequency: 836.8 MHz; Duty Cycle: 1:4.2
Medium parameters used: $f = 836.8 \text{ MHz}$; $\sigma = 0.97 \text{ mho/m}$; $\epsilon_r = 53.4$; $\rho = 1000 \text{ kg/m}^3$
Phantom section: Flat Section

DASY4 Configuration:

- Probe: ET3DV6 - SN1642; ConvF(6.13, 6.13, 6.13); Calibrated: 19/01/2006
- Sensor-Surface: 4mm (Mechanical And Optical Surface Detection)
- Electronics: DAE3 Sn472; Calibrated: 12/01/2006
- Phantom: SAM 2; Type: SAM 4.0; Serial: 1080
- Measurement SW: DASY4, V4.7 Build 44; Postprocessing SW: SEMCAD, V1.8 Build 171

Unnamed procedure/Zoom Scan (7x7x7)/Cube 0: Measurement grid: dx=5mm, dy=5mm, dz=5mm
Reference Value = 39.2 V/m; Power Drift = 0.094 dB
Peak SAR (extrapolated) = 2.00 W/kg
SAR(1 g) = 1.51 mW/g; SAR(10 g) = 1.08 mW/g
Maximum value of SAR (measured) = 1.60 mW/g

Unnamed procedure/Area Scan (81x121x1): Measurement grid: dx=10mm, dy=10mm
Maximum value of SAR (interpolated) = 1.59 mW/g



0 dB = 1.59mW/g

RTS RIM Testing Services	Document Appendices for the BlackBerry Wireless Handheld Model RBE41GW SAR Report		Page 44(80)
	Author Data Kevin Chow	Dates of Test Jul. 10-20, 2006	Test Report No RTS-0428-0607-13

Date/Time: 21/07/2006 2:58:18 AM

Test Laboratory: RTS

File Name:

[Body Worn GPRS850 High Chan Batt1 15mmaway Back Amb Temp 23.8 C Liq Temp 22.7 C.da4](#)

DUT: BlackBerry Wireless Handheld ; Type: Sample ; Serial: Not Specified
Program Name: Compliance Testing: Body-worn no holster

Communication System: GPRS 850; Frequency: 848.8 MHz; Duty Cycle: 1:4.2
Medium parameters used: $f = 848.8 \text{ MHz}$; $\sigma = 0.97 \text{ mho/m}$; $\epsilon_r = 53.4$; $\rho = 1000 \text{ kg/m}^3$
Phantom section: Flat Section

DASY4 Configuration:

- Probe: ET3DV6 - SN1642; ConvF(6.13, 6.13, 6.13); Calibrated: 19/01/2006
- Sensor-Surface: 4mm (Mechanical And Optical Surface Detection)
- Electronics: DAE3 Sn472; Calibrated: 12/01/2006
- Phantom: SAM 2; Type: SAM 4.0; Serial: 1080
- Measurement SW: DASY4, V4.7 Build 44; Postprocessing SW: SEMCAD, V1.8 Build 171

Unnamed procedure/Zoom Scan (7x7x7)/Cube 0: Measurement grid: dx=5mm, dy=5mm, dz=5mm

Reference Value = 36.4 V/m; Power Drift = 0.103 dB

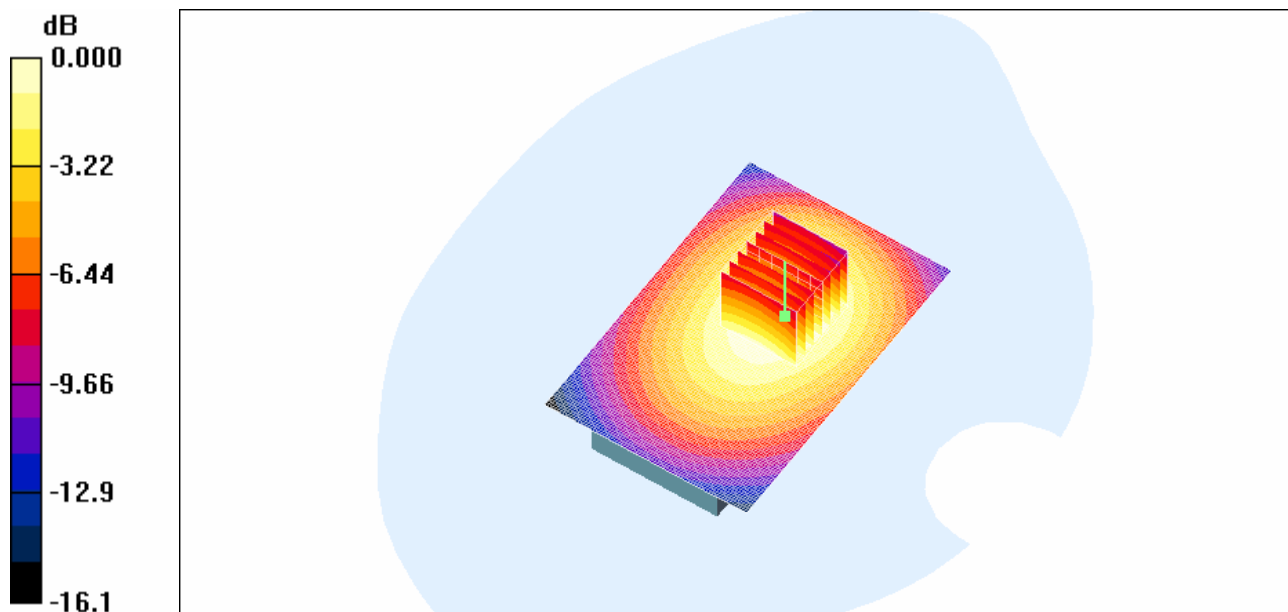
Peak SAR (extrapolated) = 1.68 W/kg

SAR(1 g) = 1.27 mW/g; SAR(10 g) = 0.912 mW/g

Maximum value of SAR (measured) = 1.35 mW/g

Unnamed procedure/Area Scan (81x121x1): Measurement grid: dx=10mm, dy=10mm

Maximum value of SAR (interpolated) = 1.35 mW/g



0 dB = 1.35mW/g

RTS RIM Testing Services	Document Appendices for the BlackBerry Wireless Handheld Model RBE41GW SAR Report		Page 45(80)
	Author Data Kevin Chow	Dates of Test Jul. 10-20, 2006	Test Report No RTS-0428-0607-13

Date/Time: 21/07/2006 3:28:13 AM

Test Laboratory: RTS

File Name:

[Body Worn GPRS850 Mid Chan Batt1 15mmaway withBTBS Back Amb Temp 24.2 C Liq Temp 23.1 C.da 4](#)

DUT: BlackBerry Wireless Handheld ; Type: Sample ; Serial: Not Specified
Program Name: Compliance Testing: Body-worn no holster

Communication System: GPRS 850; Frequency: 836.8 MHz; Duty Cycle: 1:4.2
Medium parameters used: $f = 836.8 \text{ MHz}$; $\sigma = 0.97 \text{ mho/m}$; $\epsilon_r = 53.4$; $\rho = 1000 \text{ kg/m}^3$
Phantom section: Flat Section

DASY4 Configuration:

- Probe: ET3DV6 - SN1642; ConvF(6.13, 6.13, 6.13); Calibrated: 19/01/2006
- Sensor-Surface: 4mm (Mechanical And Optical Surface Detection)
- Electronics: DAE3 Sn472; Calibrated: 12/01/2006
- Phantom: SAM 2; Type: SAM 4.0; Serial: 1080
- Measurement SW: DASY4, V4.7 Build 44; Postprocessing SW: SEMCAD, V1.8 Build 171

Unnamed procedure/Zoom Scan (7x7x7)/Cube 0: Measurement grid: dx=5mm, dy=5mm, dz=5mm

Reference Value = 32.3 V/m; Power Drift = 0.083 dB

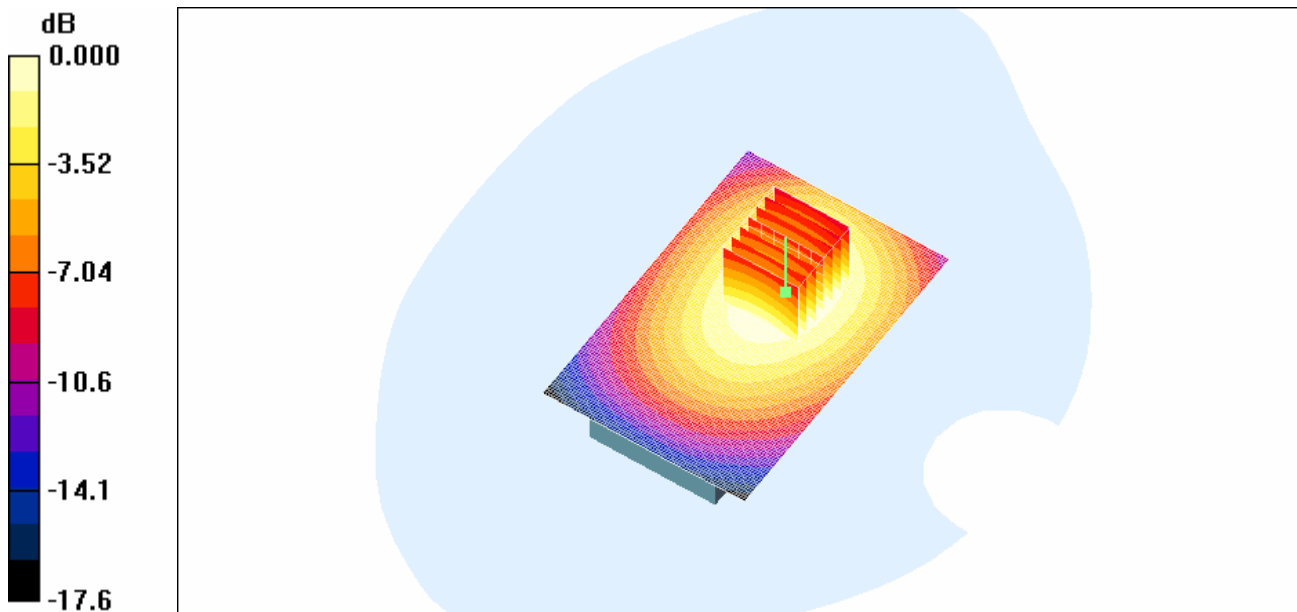
Peak SAR (extrapolated) = 1.42 W/kg

SAR(1 g) = 1.07 mW/g; SAR(10 g) = 0.768 mW/g

Maximum value of SAR (measured) = 1.13 mW/g

Unnamed procedure/Area Scan (81x121x1): Measurement grid: dx=10mm, dy=10mm

Maximum value of SAR (interpolated) = 1.13 mW/g



0 dB = 1.13mW/g

RTS RIM Testing Services	Document Appendices for the BlackBerry Wireless Handheld Model RBE41GW SAR Report		Page 46(80)
	Author Data Kevin Chow	Dates of Test Jul. 10-20, 2006	Test Report No RTS-0428-0607-13

Date/Time: 24/07/2006 2:35:42 PM

Test Laboratory: RTS

File Name:

[Body Worn GPRS850 Mid Chan Batt1 15mmaway BTStereoHS Back Amb Temp 24.0 C Liq Temp 23.0 C.d a4](#)

DUT: BlackBerry Wireless Handheld ; Type: Sample ; Serial: Not Specified
Program Name: Compliance Testing: Body-worn no holster

Communication System: GPRS 850; Frequency: 836.8 MHz; Duty Cycle: 1:4.2
Medium parameters used: $f = 836.8 \text{ MHz}$; $\sigma = 0.97 \text{ mho/m}$; $\epsilon_r = 53.4$; $\rho = 1000 \text{ kg/m}^3$
Phantom section: Flat Section

DASY4 Configuration:

- Probe: ET3DV6 - SN1642; ConvF(6.13, 6.13, 6.13); Calibrated: 19/01/2006
- Sensor-Surface: 4mm (Mechanical And Optical Surface Detection)
- Electronics: DAE3 Sn472; Calibrated: 12/01/2006
- Phantom: SAM 2; Type: SAM 4.0; Serial: 1080
- Measurement SW: DASY4, V4.7 Build 44; Postprocessing SW: SEMCAD, V1.8 Build 171

Unnamed procedure/Zoom Scan (7x7x7)/Cube 0: Measurement grid: dx=5mm, dy=5mm, dz=5mm

Reference Value = 32.3 V/m; Power Drift = 0.017 dB


Peak SAR (extrapolated) = 1.44 W/kg

SAR(1 g) = 1.09 mW/g; SAR(10 g) = 0.779 mW/g

Maximum value of SAR (measured) = 1.16 mW/g

Unnamed procedure/Area Scan (81x121x1): Measurement grid: dx=10mm, dy=10mm

Maximum value of SAR (interpolated) = 1.16 mW/g



0 dB = 1.16mW/g

RTS RIM Testing Services	Document Appendices for the BlackBerry Wireless Handheld Model RBE41GW SAR Report		Page 47(80)
	Author Data Kevin Chow	Dates of Test Jul. 10-20, 2006	Test Report No RTS-0428-0607-13

Date/Time: 21/07/2006 1:00:30 PM

Test Laboratory: RTS

File Name:

[Body_Worn_GPRS850_Mid_Chan_Batt1_15mmaway_Back_LCD1_Amb_Temp_23.1_C_Liq_Temp_22.0_C.da4](#)

DUT: BlackBerry Wireless Handheld ; Type: Sample ; Serial: Not Specified
Program Name: Compliance Testing: Body-worn no holster

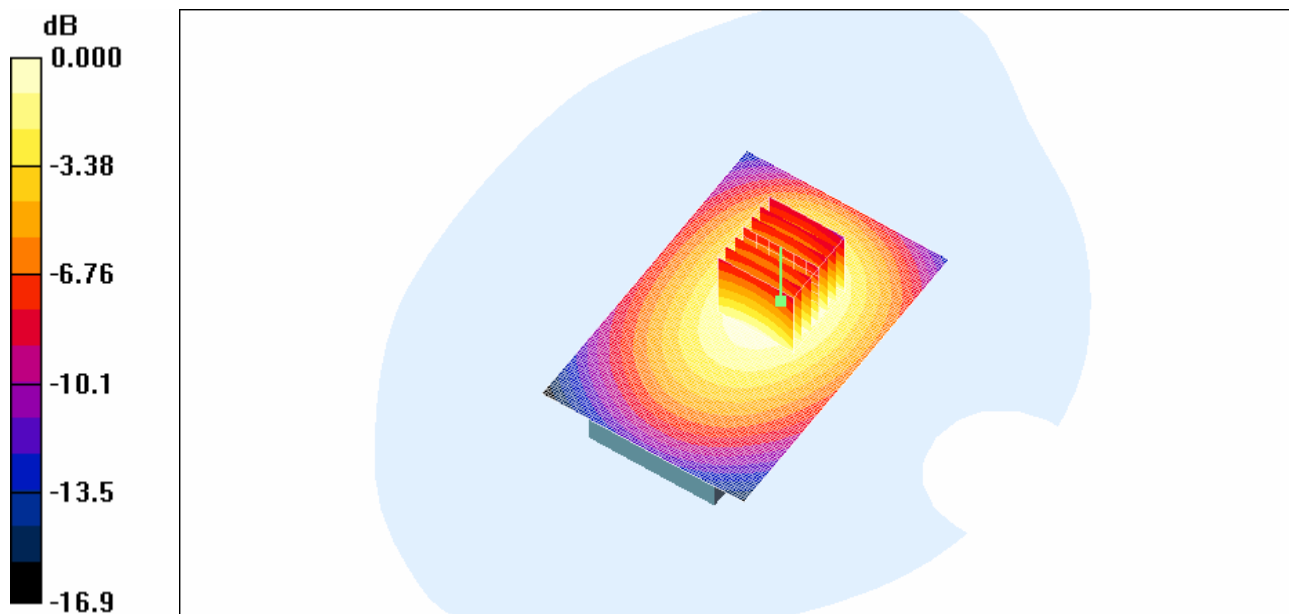
Communication System: GPRS 850; Frequency: 836.8 MHz; Duty Cycle: 1:4.2
Medium parameters used: $f = 836.8 \text{ MHz}$; $\sigma = 0.97 \text{ mho/m}$; $\epsilon_r = 53.4$; $\rho = 1000 \text{ kg/m}^3$
Phantom section: Flat Section

DASY4 Configuration:

- Probe: ET3DV6 - SN1642; ConvF(6.13, 6.13, 6.13); Calibrated: 19/01/2006
- Sensor-Surface: 4mm (Mechanical And Optical Surface Detection)
- Electronics: DAE3 Sn472; Calibrated: 12/01/2006
- Phantom: SAM 2; Type: SAM 4.0; Serial: 1080
- Measurement SW: DASY4, V4.7 Build 44; Postprocessing SW: SEMCAD, V1.8 Build 171

Unnamed procedure/Zoom Scan (7x7x7)/Cube 0: Measurement grid: dx=5mm, dy=5mm, dz=5mm
Reference Value = 39.7 V/m; Power Drift = 0.098 dB
Peak SAR (extrapolated) = 1.97 W/kg
SAR(1 g) = 1.52 mW/g; SAR(10 g) = 1.09 mW/g
Maximum value of SAR (measured) = 1.63 mW/g

Unnamed procedure/Area Scan (81x121x1): Measurement grid: dx=10mm, dy=10mm
Maximum value of SAR (interpolated) = 1.62 mW/g



0 dB = 1.62mW/g

RTS RIM Testing Services	Document Appendices for the BlackBerry Wireless Handheld Model RBE41GW SAR Report		Page 48(80)
	Author Data Kevin Chow	Dates of Test Jul. 10-20, 2006	Test Report No RTS-0428-0607-13

Date/Time: 21/07/2006 2:05:05 PM

Test Laboratory: RTS

File Name:

[Body_Worn_GPRS850_Mid_Chan_Batt1_15mmaway_Back_LCD2_Amb_Temp_23.2_C_Liq_Temp_22.2_C.da4](#)

DUT: BlackBerry Wireless Handheld ; Type: Sample ; Serial: Not Specified
Program Name: Compliance Testing: Body-worn no holster

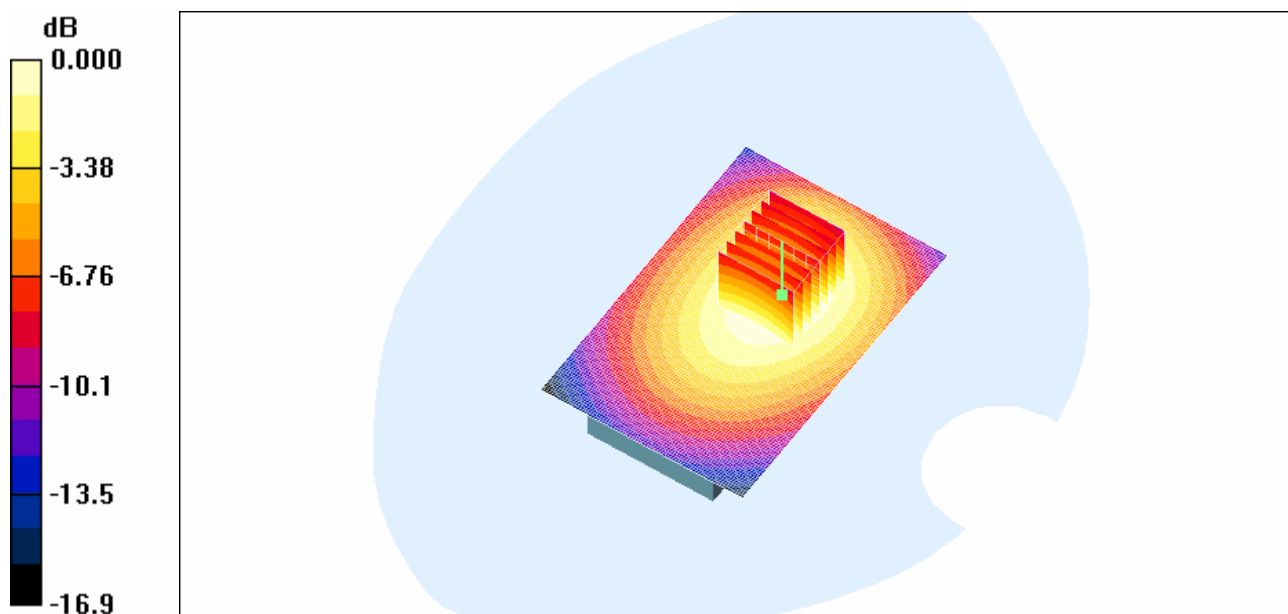
Communication System: GPRS 850; Frequency: 836.8 MHz; Duty Cycle: 1:4.2
Medium parameters used: $f = 836.8 \text{ MHz}$; $\sigma = 0.97 \text{ mho/m}$; $\epsilon_r = 53.4$; $\rho = 1000 \text{ kg/m}^3$
Phantom section: Flat Section

DASY4 Configuration:

- Probe: ET3DV6 - SN1642; ConvF(6.13, 6.13, 6.13); Calibrated: 19/01/2006
- Sensor-Surface: 4mm (Mechanical And Optical Surface Detection)
- Electronics: DAE3 Sn472; Calibrated: 12/01/2006
- Phantom: SAM 2; Type: SAM 4.0; Serial: 1080
- Measurement SW: DASY4, V4.7 Build 44; Postprocessing SW: SEMCAD, V1.8 Build 171

Unnamed procedure/Zoom Scan (7x7x7)/Cube 0: Measurement grid: dx=5mm, dy=5mm, dz=5mm
Reference Value = 38.3 V/m; Power Drift = 0.016 dB
Peak SAR (extrapolated) = 1.92 W/kg
SAR(1 g) = 1.43 mW/g; SAR(10 g) = 1.02 mW/g
Maximum value of SAR (measured) = 1.52 mW/g

Unnamed procedure/Area Scan (81x121x1): Measurement grid: dx=10mm, dy=10mm
Maximum value of SAR (interpolated) = 1.50 mW/g



0 dB = 1.50mW/g

RTS RIM Testing Services	Document Appendices for the BlackBerry Wireless Handheld Model RBE41GW SAR Report		Page 49(80)
	Author Data Kevin Chow	Dates of Test Jul. 10-20, 2006	Test Report No RTS-0428-0607-13

Date/Time: 21/07/2006 1:32:16 PM

Test Laboratory: RTS

File Name:

[Body_Worn_GPRS850_Mid_Chan_Batt1_15mmaway_Back_LCD3_Amb_Temp_24.3_C_Liq_Temp_22.5_C.da4](#)

DUT: BlackBerry Wireless Handheld ; Type: Sample ; Serial: Not Specified
Program Name: Compliance Testing: Body-worn no holster

Communication System: GPRS 850; Frequency: 836.8 MHz; Duty Cycle: 1:4.2
Medium parameters used: $f = 836.8 \text{ MHz}$; $\sigma = 0.97 \text{ mho/m}$; $\epsilon_r = 53.4$; $\rho = 1000 \text{ kg/m}^3$
Phantom section: Flat Section

DASY4 Configuration:

- Probe: ET3DV6 - SN1642; ConvF(6.13, 6.13, 6.13); Calibrated: 19/01/2006
- Sensor-Surface: 4mm (Mechanical And Optical Surface Detection)
- Electronics: DAE3 Sn472; Calibrated: 12/01/2006
- Phantom: SAM 2; Type: SAM 4.0; Serial: 1080
- Measurement SW: DASY4, V4.7 Build 44; Postprocessing SW: SEMCAD, V1.8 Build 171

Unnamed procedure/Zoom Scan (7x7x7)/Cube 0: Measurement grid: dx=5mm, dy=5mm, dz=5mm

Reference Value = 39.2 V/m; Power Drift = 0.014 dB

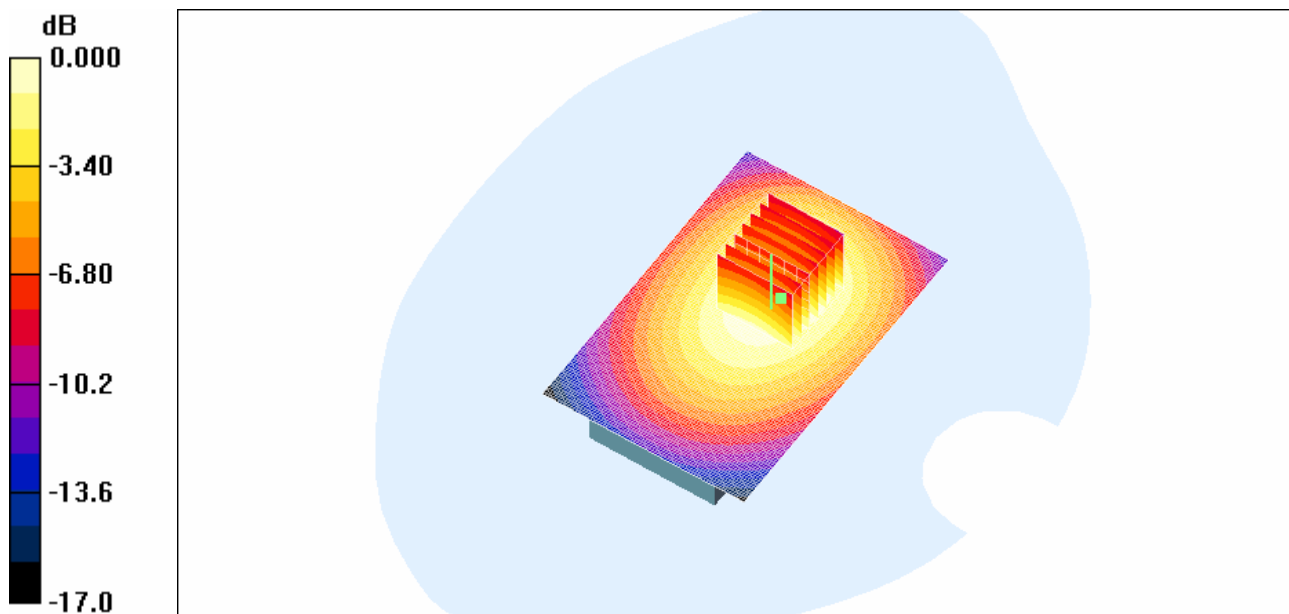
Peak SAR (extrapolated) = 1.93 W/kg

SAR(1 g) = 1.48 mW/g; SAR(10 g) = 1.07 mW/g

Maximum value of SAR (measured) = 1.57 mW/g

Unnamed procedure/Area Scan (81x121x1): Measurement grid: dx=10mm, dy=10mm

Maximum value of SAR (interpolated) = 1.58 mW/g



0 dB = 1.58mW/g

RTS RIM Testing Services	Document Appendices for the BlackBerry Wireless Handheld Model RBE41GW SAR Report		Page 50(80)
	Author Data Kevin Chow	Dates of Test Jul. 10-20, 2006	Test Report No RTS-0428-0607-13

Date/Time: 17/07/2006 6:40:29 PM

Test Laboratory: RTS

File Name: [Body Worn GPRS1900 Mid Chan LeatherHolster Front Amb Temp 24.1 C Liq Temp 23.0 C.da4](#)

DUT: BlackBerry Wireless Handheld ; Type: Sample ; Serial: Not Specified
Program Name: Compliance Testing: Body-worn with holster

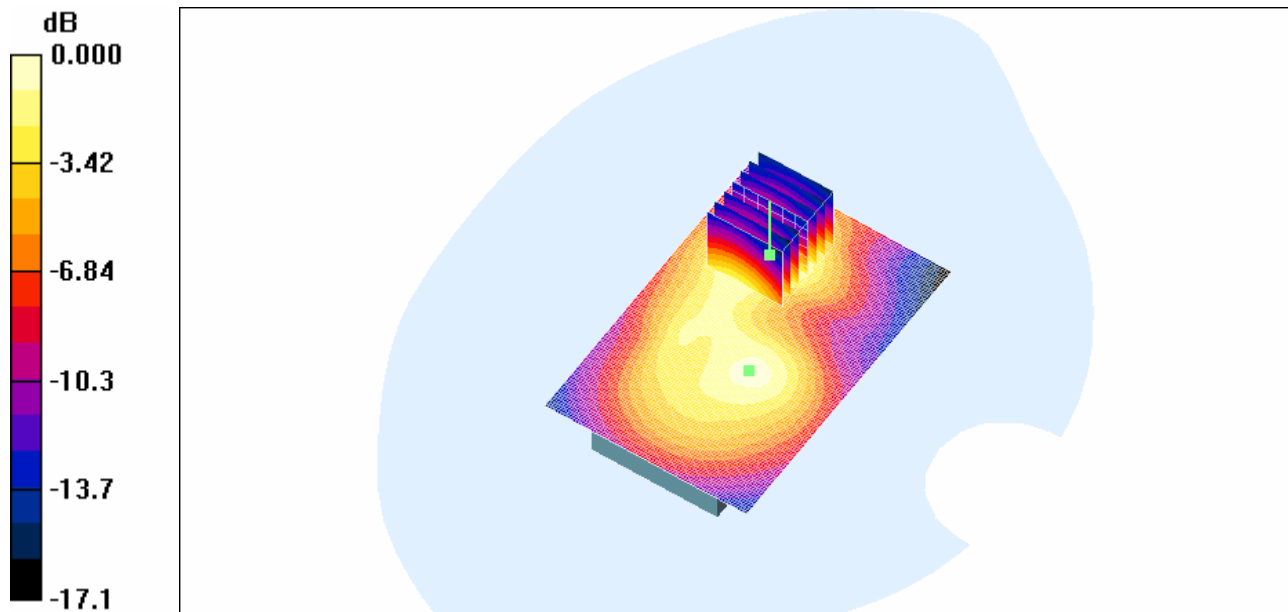
Communication System: GPRS 1900; Frequency: 1880 MHz; Duty Cycle: 1:4.2
Medium parameters used: $f = 1880$ MHz; $\sigma = 1.59$ mho/m; $\epsilon_r = 50.7$; $\rho = 1000$ kg/m³
Phantom section: Flat Section

DASY4 Configuration:

- Probe: ET3DV6 - SN1642; ConvF(4.72, 4.72, 4.72); Calibrated: 19/01/2006
- Sensor-Surface: 4mm (Mechanical And Optical Surface Detection)
- Electronics: DAE3 Sn472; Calibrated: 12/01/2006
- Phantom: SAM 2; Type: SAM 4.0; Serial: 1080
- Measurement SW: DASY4, V4.7 Build 44; Postprocessing SW: SEMCAD, V1.8 Build 171

Unnamed procedure/Zoom Scan (7x7x7)/Cube 0: Measurement grid: dx=5mm, dy=5mm, dz=5mm
Reference Value = 16.3 V/m; Power Drift = -0.061 dB
Peak SAR (extrapolated) = 0.906 W/kg
SAR(1 g) = 0.548 mW/g; SAR(10 g) = 0.314 mW/g
Maximum value of SAR (measured) = 0.595 mW/g

Unnamed procedure/Area Scan (81x121x1): Measurement grid: dx=10mm, dy=10mm
Maximum value of SAR (interpolated) = 0.612 mW/g



0 dB = 0.612mW/g

RTS RIM Testing Services	Document Appendices for the BlackBerry Wireless Handheld Model RBE41GW SAR Report		Page 51(80)
	Author Data Kevin Chow	Dates of Test Jul. 10-20, 2006	Test Report No RTS-0428-0607-13

Date/Time: 17/07/2006 7:07:13 PM

Test Laboratory: RTS

File Name: [Body Worn GPRS1900 Mid Chan LeatherHolster Back Amb Temp 23.9 C Liq Temp 22.8 C.da4](#)

DUT: BlackBerry Wireless Handheld ; Type: Sample ; Serial: Not Specified
Program Name: Compliance Testing: Body-worn with holster


Communication System: GPRS 1900; Frequency: 1880 MHz; Duty Cycle: 1:4.2
Medium parameters used: $f = 1880 \text{ MHz}$; $\sigma = 1.59 \text{ mho/m}$; $\epsilon_r = 50.7$; $\rho = 1000 \text{ kg/m}^3$
Phantom section: Flat Section

DASY4 Configuration:

- Probe: ET3DV6 - SN1642; ConvF(4.72, 4.72, 4.72); Calibrated: 19/01/2006
- Sensor-Surface: 4mm (Mechanical And Optical Surface Detection)
- Electronics: DAE3 Sn472; Calibrated: 12/01/2006
- Phantom: SAM 2; Type: SAM 4.0; Serial: 1080
- Measurement SW: DASY4, V4.7 Build 44; Postprocessing SW: SEMCAD, V1.8 Build 171

Unnamed procedure/Zoom Scan (7x7x7)/Cube 0: Measurement grid: dx=5mm, dy=5mm, dz=5mm
Reference Value = 18.7 V/m; Power Drift = 0.001 dB
Peak SAR (extrapolated) = 1.10 W/kg
SAR(1 g) = 0.750 mW/g; SAR(10 g) = 0.444 mW/g
Maximum value of SAR (measured) = 0.830 mW/g

Unnamed procedure/Area Scan (81x121x1): Measurement grid: dx=10mm, dy=10mm
Maximum value of SAR (interpolated) = 0.822 mW/g



0 dB = 0.822mW/g

RTS RIM Testing Services	Document Appendices for the BlackBerry Wireless Handheld Model RBE41GW SAR Report		Page 52(80)
	Author Data Kevin Chow	Dates of Test Jul. 10-20, 2006	Test Report No RTS-0428-0607-13

Date/Time: 17/07/2006 10:03:21 PM

Test Laboratory: RTS

File Name:

[Body_Worn_GPRS1900_Mid_Chan_LeatherSwivelHolster_Front_Amb_Temp_24.4_C_Liq_Temp_23.1_C.da4](#)

DUT: BlackBerry Wireless Handheld ; Type: Sample ; Serial: Not Specified
Program Name: Compliance Testing: Body-worn with holster

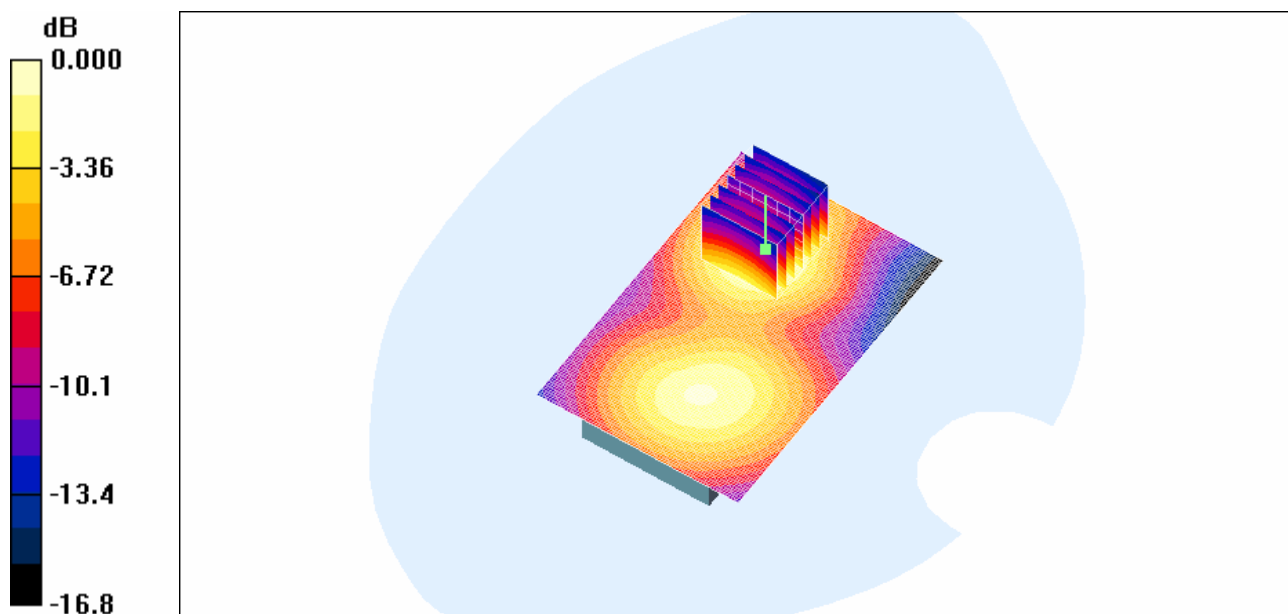
Communication System: GPRS 1900; Frequency: 1880 MHz; Duty Cycle: 1:4.2
Medium parameters used: $f = 1880$ MHz; $\sigma = 1.59$ mho/m; $\epsilon_r = 50.7$; $\rho = 1000$ kg/m³
Phantom section: Flat Section

DASY4 Configuration:

- Probe: ET3DV6 - SN1642; ConvF(4.72, 4.72, 4.72); Calibrated: 19/01/2006
- Sensor-Surface: 4mm (Mechanical And Optical Surface Detection)
- Electronics: DAE3 Sn472; Calibrated: 12/01/2006
- Phantom: SAM 2; Type: SAM 4.0; Serial: 1080
- Measurement SW: DASY4, V4.7 Build 44; Postprocessing SW: SEMCAD, V1.8 Build 171

Unnamed procedure/Zoom Scan (7x7x7)/Cube 0: Measurement grid: dx=5mm, dy=5mm, dz=5mm
Reference Value = 10.1 V/m; Power Drift = -0.111 dB
Peak SAR (extrapolated) = 0.631 W/kg
SAR(1 g) = 0.416 mW/g; SAR(10 g) = 0.251 mW/g
Maximum value of SAR (measured) = 0.458 mW/g

Unnamed procedure/Area Scan (81x121x1): Measurement grid: dx=10mm, dy=10mm
Maximum value of SAR (interpolated) = 0.462 mW/g



0 dB = 0.462mW/g

RTS RIM Testing Services	Document Appendices for the BlackBerry Wireless Handheld Model RBE41GW SAR Report		Page 53(80)
	Author Data Kevin Chow	Dates of Test Jul. 10-20, 2006	Test Report No RTS-0428-0607-13

Date/Time: 17/07/2006 10:29:33 PM

Test Laboratory: RTS

File Name:

[Body_Worn_GPRS1900_Mid_Chan_LeatherSwivelHolster_Back_Amb_Temp_24.0_C_Liq_Temp_22.9_C.da4](#)

DUT: BlackBerry Wireless Handheld ; Type: Sample ; Serial: Not Specified
Program Name: Compliance Testing: Body-worn with holster

Communication System: GPRS 1900; Frequency: 1880 MHz; Duty Cycle: 1:4.2
Medium parameters used: $f = 1880 \text{ MHz}$; $\sigma = 1.59 \text{ mho/m}$; $\epsilon_r = 50.7$; $\rho = 1000 \text{ kg/m}^3$
Phantom section: Flat Section

DASY4 Configuration:

- Probe: ET3DV6 - SN1642; ConvF(4.72, 4.72, 4.72); Calibrated: 19/01/2006
- Sensor-Surface: 4mm (Mechanical And Optical Surface Detection)
- Electronics: DAE3 Sn472; Calibrated: 12/01/2006
- Phantom: SAM 2; Type: SAM 4.0; Serial: 1080
- Measurement SW: DASY4, V4.7 Build 44; Postprocessing SW: SEMCAD, V1.8 Build 171

Unnamed procedure/Zoom Scan (7x7x7)/Cube 0: Measurement grid: dx=5mm, dy=5mm, dz=5mm

Reference Value = 11.8 V/m; Power Drift = -0.030 dB

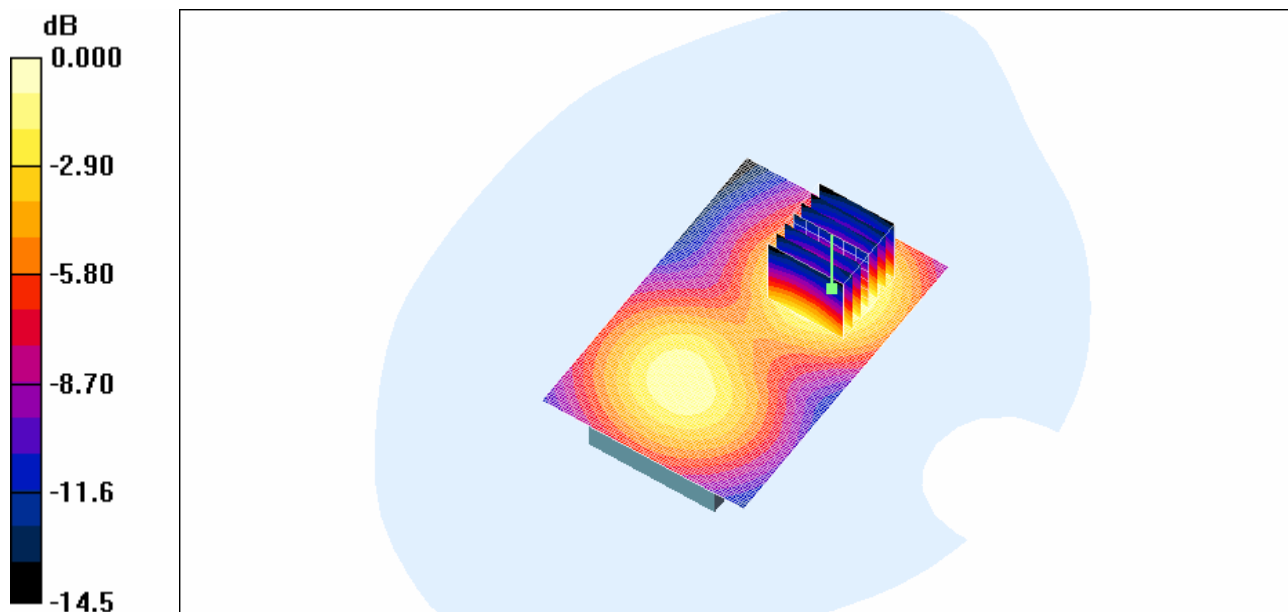
Peak SAR (extrapolated) = 0.807 W/kg

SAR(1 g) = 0.515 mW/g; SAR(10 g) = 0.309 mW/g

Maximum value of SAR (measured) = 0.561 mW/g

Unnamed procedure/Area Scan (81x121x1): Measurement grid: dx=10mm, dy=10mm

Maximum value of SAR (interpolated) = 0.567 mW/g



0 dB = 0.567mW/g

RTS RIM Testing Services	Document Appendices for the BlackBerry Wireless Handheld Model RBE41GW SAR Report		Page 54(80)
	Author Data Kevin Chow	Dates of Test Jul. 10-20, 2006	Test Report No RTS-0428-0607-13

Date/Time: 18/07/2006 9:00:57 PM

Test Laboratory: RTS

File Name: [Body Worn GPRS1900 Low Chan 15mm away Back Amb Temp 23.3 C Liq Temp 22.7 C.da4](#)

DUT: BlackBerry Wireless Handheld ; Type: Sample ; Serial: Not Specified
Program Name: Compliance Testing: Body-worn no holster

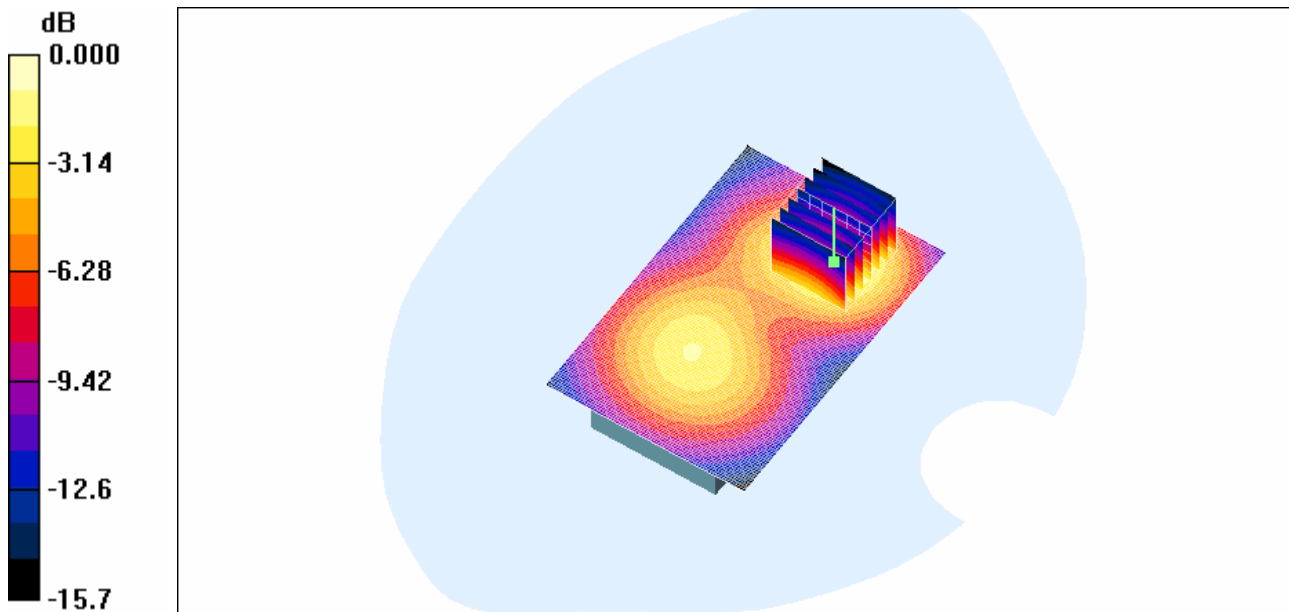
Communication System: GPRS 1900; Frequency: 1850.2 MHz; Duty Cycle: 1:4.2
Medium parameters used: $f = 1850.2$ MHz; $\sigma = 1.59$ mho/m; $\epsilon_r = 50.7$; $\rho = 1000$ kg/m³
Phantom section: Flat Section

DASY4 Configuration:

- Probe: ET3DV6 - SN1642; ConvF(4.72, 4.72, 4.72); Calibrated: 19/01/2006
- Sensor-Surface: 4mm (Mechanical And Optical Surface Detection)
- Electronics: DAE3 Sn472; Calibrated: 12/01/2006
- Phantom: SAM 2; Type: SAM 4.0; Serial: 1080
- Measurement SW: DASY4, V4.7 Build 44; Postprocessing SW: SEMCAD, V1.8 Build 171

Unnamed procedure/Zoom Scan (7x7x7)/Cube 0: Measurement grid: dx=5mm, dy=5mm, dz=5mm
Reference Value = 17.0 V/m; Power Drift = -0.008 dB
Peak SAR (extrapolated) = 1.76 W/kg
SAR(1 g) = 1.09 mW/g; SAR(10 g) = 0.626 mW/g
Maximum value of SAR (measured) = 1.21 mW/g

Unnamed procedure/Area Scan (81x121x1): Measurement grid: dx=10mm, dy=10mm
Maximum value of SAR (interpolated) = 1.22 mW/g



0 dB = 1.22mW/g

RTS RIM Testing Services	Document Appendices for the BlackBerry Wireless Handheld Model RBE41GW SAR Report		Page 55(80)
	Author Data Kevin Chow	Dates of Test Jul. 10-20, 2006	Test Report No RTS-0428-0607-13

Date/Time: 18/07/2006 1:16:33 AM

Test Laboratory: RTS

File Name: [Body Worn GPRS1900 Mid Chan 15mm away Back Amb Temp 23.8 C Liq Temp 22.6 C.da4](#)

DUT: BlackBerry Wireless Handheld ; Type: Sample ; Serial: Not Specified
Program Name: Compliance Testing: Body-worn no holster

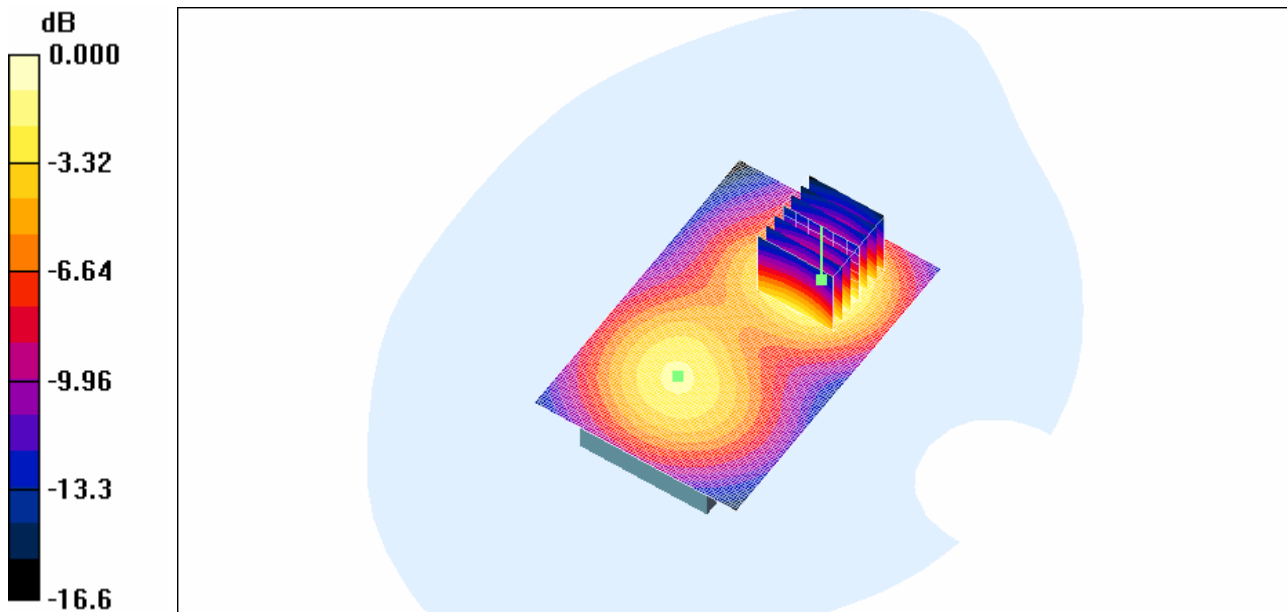
Communication System: GPRS 1900; Frequency: 1880 MHz; Duty Cycle: 1:4.2
Medium parameters used: $f = 1880$ MHz; $\sigma = 1.59$ mho/m; $\epsilon_r = 50.7$; $\rho = 1000$ kg/m³
Phantom section: Flat Section

DASY4 Configuration:

- Probe: ET3DV6 - SN1642; ConvF(4.72, 4.72, 4.72); Calibrated: 19/01/2006
- Sensor-Surface: 4mm (Mechanical And Optical Surface Detection)
- Electronics: DAE3 Sn472; Calibrated: 12/01/2006
- Phantom: SAM 2; Type: SAM 4.0; Serial: 1080
- Measurement SW: DASY4, V4.7 Build 44; Postprocessing SW: SEMCAD, V1.8 Build 171

Unnamed procedure/Zoom Scan (7x7x7)/Cube 0: Measurement grid: dx=5mm, dy=5mm, dz=5mm
Reference Value = 15.3 V/m; Power Drift = -0.038 dB
Peak SAR (extrapolated) = 1.71 W/kg
SAR(1 g) = 1.03 mW/g; SAR(10 g) = 0.586 mW/g
Maximum value of SAR (measured) = 1.14 mW/g

Unnamed procedure/Area Scan (81x121x1): Measurement grid: dx=10mm, dy=10mm
Maximum value of SAR (interpolated) = 1.13 mW/g



0 dB = 1.13mW/g

RTS RIM Testing Services	Document Appendices for the BlackBerry Wireless Handheld Model RBE41GW SAR Report		Page 56(80)
	Author Data Kevin Chow	Dates of Test Jul. 10-20, 2006	Test Report No RTS-0428-0607-13

Date/Time: 18/07/2006 9:26:58 PM

Test Laboratory: RTS

File Name: [Body Worn GPRS1900 High Chan 15mm away Back Amb Temp 23.2 C Liq Temp 22.5 C.da4](#)

DUT: BlackBerry Wireless Handheld ; Type: Sample ; Serial: Not Specified
Program Name: Compliance Testing: Body-worn no holster

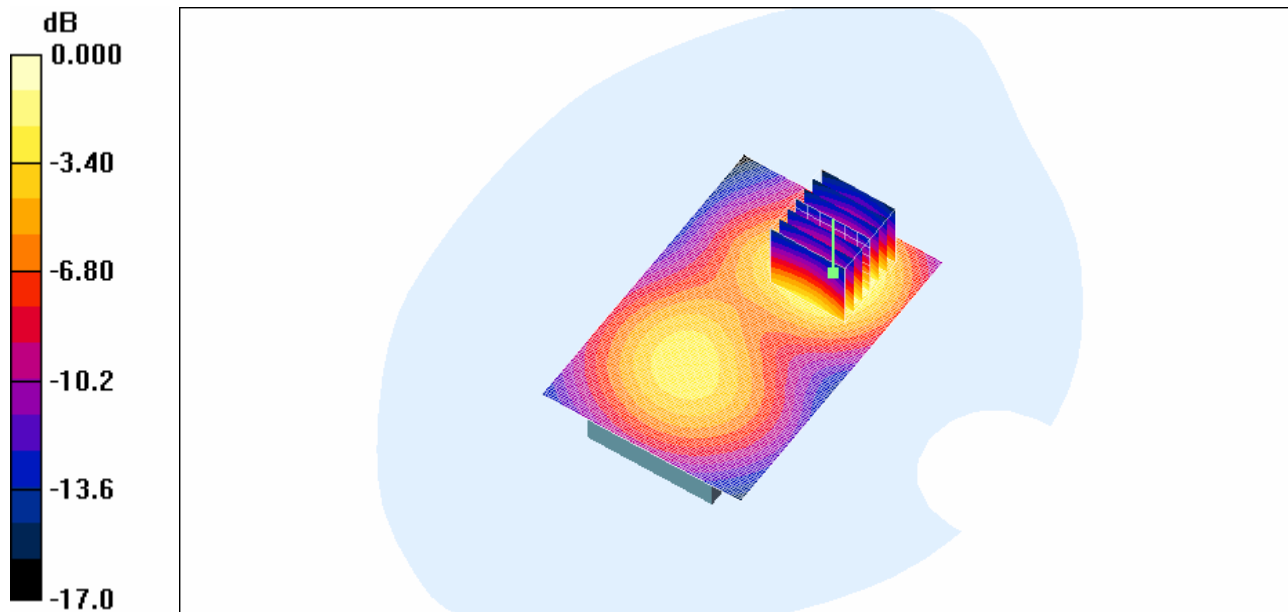
Communication System: GPRS 1900; Frequency: 1909.8 MHz; Duty Cycle: 1:4.2
Medium parameters used: $f = 1909.8 \text{ MHz}$; $\sigma = 1.59 \text{ mho/m}$; $\epsilon_r = 50.7$; $\rho = 1000 \text{ kg/m}^3$
Phantom section: Flat Section

DASY4 Configuration:

- Probe: ET3DV6 - SN1642; ConvF(4.72, 4.72, 4.72); Calibrated: 19/01/2006
- Sensor-Surface: 4mm (Mechanical And Optical Surface Detection)
- Electronics: DAE3 Sn472; Calibrated: 12/01/2006
- Phantom: SAM 2; Type: SAM 4.0; Serial: 1080
- Measurement SW: DASY4, V4.7 Build 44; Postprocessing SW: SEMCAD, V1.8 Build 171

Unnamed procedure/Zoom Scan (7x7x7)/Cube 0: Measurement grid: dx=5mm, dy=5mm, dz=5mm
Reference Value = 14.9 V/m; Power Drift = -0.048 dB
Peak SAR (extrapolated) = 1.69 W/kg
SAR(1 g) = 1.01 mW/g; SAR(10 g) = 0.575 mW/g
Maximum value of SAR (measured) = 1.11 mW/g

Unnamed procedure/Area Scan (81x121x1): Measurement grid: dx=10mm, dy=10mm
Maximum value of SAR (interpolated) = 1.12 mW/g



0 dB = 1.12mW/g

RTS RIM Testing Services	Document Appendices for the BlackBerry Wireless Handheld Model RBE41GW SAR Report		Page 57(80)
	Author Data Kevin Chow	Dates of Test Jul. 10-20, 2006	Test Report No RTS-0428-0607-13

Date/Time: 20/07/2006 7:56:34 PM

Test Laboratory: RTS

File Name:

[Body Worn GPRS1900 Low Chan 15mm away withHeadsetBT Back Amb Temp 23.8 C Liq Temp 22.5 C.da 4](#)

DUT: BlackBerry Wireless Handheld ; Type: Sample ; Serial: Not Specified
Program Name: Compliance Testing: Body-worn no holster

Communication System: GPRS 1900; Frequency: 1850.2 MHz; Duty Cycle: 1:4.2
Medium parameters used: $f = 1850.2$ MHz; $\sigma = 1.59$ mho/m; $\epsilon_r = 50.7$; $\rho = 1000$ kg/m³
Phantom section: Flat Section

DASY4 Configuration:

- Probe: ET3DV6 - SN1642; ConvF(4.72, 4.72, 4.72); Calibrated: 19/01/2006
- Sensor-Surface: 4mm (Mechanical And Optical Surface Detection)
- Electronics: DAE3 Sn472; Calibrated: 12/01/2006
- Phantom: SAM 2; Type: SAM 4.0; Serial: 1080
- Measurement SW: DASY4, V4.7 Build 44; Postprocessing SW: SEMCAD, V1.8 Build 171

Unnamed procedure/Zoom Scan (7x7x7)/Cube 0: Measurement grid: dx=5mm, dy=5mm, dz=5mm

Reference Value = 14.9 V/m; Power Drift = -0.272 dB

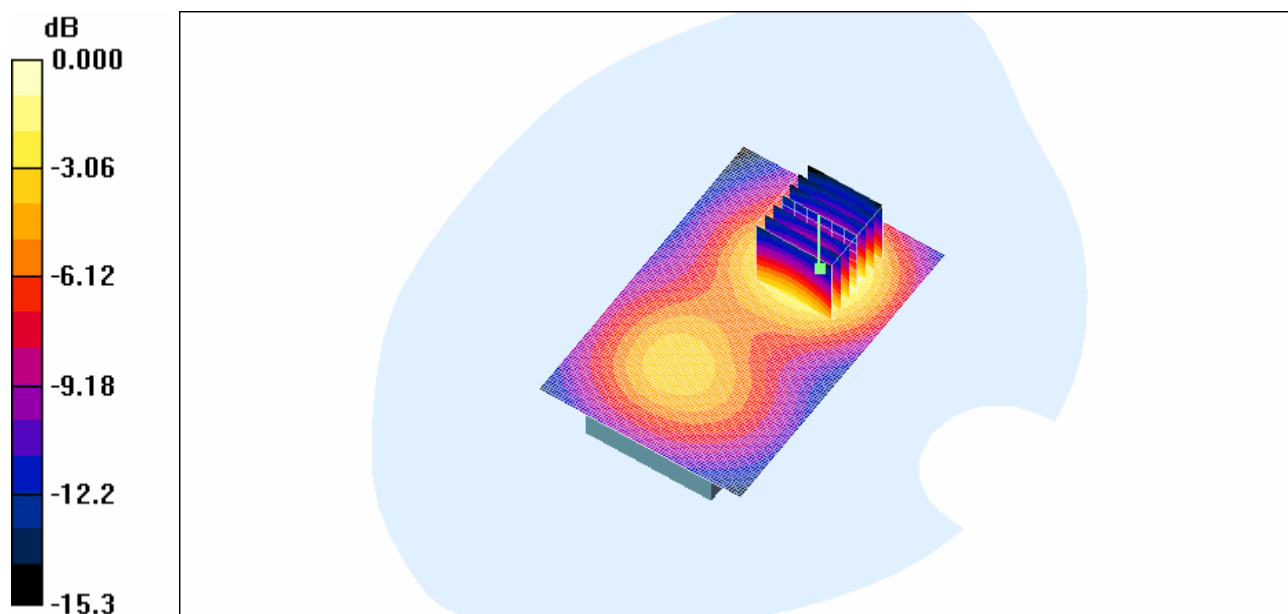
Peak SAR (extrapolated) = 1.56 W/kg

SAR(1 g) = 0.971 mW/g; SAR(10 g) = 0.568 mW/g

Maximum value of SAR (measured) = 1.06 mW/g

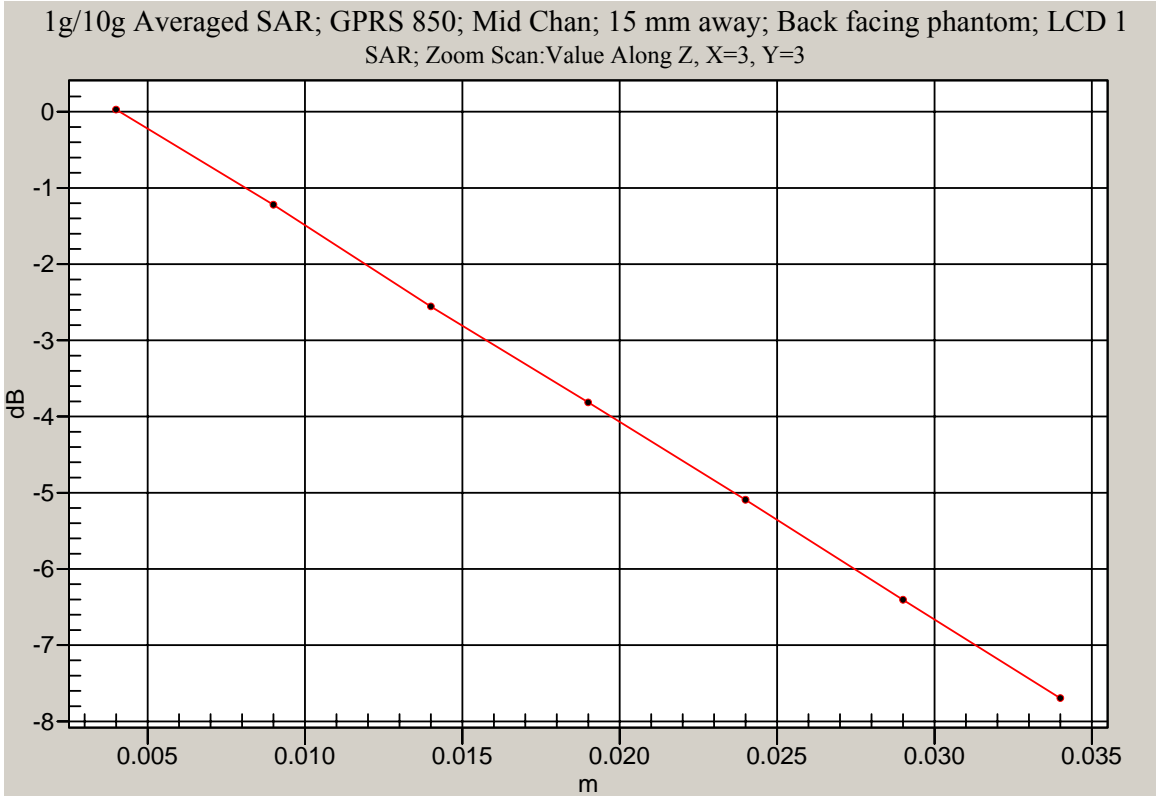
Unnamed procedure/Area Scan (81x121x1): Measurement grid: dx=10mm, dy=10mm

Maximum value of SAR (interpolated) = 1.07 mW/g



RTS RIM Testing Services	Document Appendices for the BlackBerry Wireless Handheld Model RBE41GW SAR Report		Page 58(80)
	Author Data Kevin Chow	Dates of Test Jul. 10-20, 2006	Test Report No RTS-0428-0607-13

Z axis plot for the worst case body worn configuration:



RTS RIM Testing Services	Document Appendices for the BlackBerry Wireless Handheld Model RBE41GW SAR Report		Page 59(80)
Author Data Kevin Chow	Dates of Test Jul. 10-20, 2006	Test Report No RTS-0428-0607-13	FCC ID: L6ARBE40GW

APPENDIX D: PROBE & DIPOLE CALIBRATION DATA

RTS RIM Testing Services	Document	Appendices for the BlackBerry Wireless Handheld Model RBE41GW SAR Report		Page 60(80)
	Author Data Kevin Chow	Dates of Test Jul. 10-20, 2006	Test Report No RTS-0428-0607-13	FCC ID: L6ARBE40GW

Calibration Laboratory of
Schmid & Partner
Engineering AG
Zeughausstrasse 43, 8004 Zurich, Switzerland



S Schweizerischer Kalibrierdienst
C Service suisse d'étalonnage
S Servizio svizzero di taratura
S Swiss Calibration Service

Accredited by the Swiss Federal Office of Metrology and Accreditation
The Swiss Accreditation Service is one of the signatories to the EA
Multilateral Agreement for the recognition of calibration certificates

Accreditation No.: SCS 108

Client **RIM**

Certificate No: ET3-1642_Jan06

CALIBRATION CERTIFICATE

Object: **ET3DV6 - SN:1642**

Calibration procedure(s): **QA CAL-01.v5
Calibration procedure for dosimetric E-field probes**

Calibration date: **January 19, 2006**

Condition of the calibrated item: **In Tolerance**

This calibration certificate documents the traceability to national standards, which realize the physical units of measurements (SI).
The measurements and the uncertainties with confidence probability are given on the following pages and are part of the certificate.

All calibrations have been conducted in the closed laboratory facility: environment temperature (22 ± 3)°C and humidity < 70%.

Calibration Equipment used (M&TE critical for calibration)

Primary Standards	ID #	Cal Date (Calibrated by, Certificate No.)	Scheduled Calibration
Power meter E4419B	GB41293874	3-May-05 (METAS, No. 251-00466)	May-06
Power sensor E4412A	MY41495277	3-May-05 (METAS, No. 251-00466)	May-06
Power sensor E4412A	MY41498067	3-May-05 (METAS, No. 251-00466)	May-06
Reference 3 dB Attenuator	SN: S5054 (3c)	11-Aug-05 (METAS, No. 251-00499)	Aug-06
Reference 20 dB Attenuator	SN: S5086 (20b)	3-May-05 (METAS, No. 251-00467)	May-06
Reference 30 dB Attenuator	SN: S5129 (30b)	11-Aug-05 (METAS, No. 251-00500)	Aug-06
Reference Probe ES3DV2	SN: 3013	2-Jan-06 (SPEAG, No. ES3-3013_Jan06)	Jan-07
DAE4	SN: 654	27-Oct-05 (SPEAG, No. DAE4-654_Oct05)	Oct-06

Secondary Standards	ID #	Check Date (in house)	Scheduled Check
RF generator HP 8648C	US3642U01700	4-Aug-99 (SPEAG, in house check Nov-05)	In house check: Nov-07
Network Analyzer HP 8753E	US37390585	18-Oct-01 (SPEAG, in house check Nov-05)	In house check: Nov-06

	Name	Function	Signature
Calibrated by:	Katja Pokovic	Technical Manager	<i>Katja Pokovic</i>
Approved by:	Fin Bomholt	R&D Director	<i>F. Bomholt</i>

Issued: January 20, 2006

This calibration certificate shall not be reproduced except in full without written approval of the laboratory.

Certificate No: ET3-1642_Jan06

Page 1 of 9

RTS RIM Testing Services	Document		Page
	Appendices for the BlackBerry Wireless Handheld Model RBE41GW SAR Report		61(80)
Author Data	Dates of Test	Test Report No	FCC ID:
Kevin Chow	Jul. 10-20, 2006	RTS-0428-0607-13	L6ARBE40GW

**Calibration Laboratory of
 Schmid & Partner
 Engineering AG**
 Zeughausstrasse 43, 8004 Zurich, Switzerland



S Schweizerischer Kalibrierdienst
S Service suisse d'étalonnage
C Servizio svizzero di taratura
S Swiss Calibration Service

Accredited by the Swiss Federal Office of Metrology and Accreditation
 The Swiss Accreditation Service is one of the signatories to the EA
 Multilateral Agreement for the recognition of calibration certificates

Accreditation No.: **SCS 108**

Glossary:

TSL tissue simulating liquid
NORM_{x,y,z} sensitivity in free space
ConF sensitivity in TSL / NORM_{x,y,z}
DCP diode compression point
Polarization φ φ rotation around probe axis
Polarization ϑ ϑ rotation around an axis that is in the plane normal to probe axis (at measurement center), i.e., $\vartheta = 0$ is normal to probe axis

Calibration is Performed According to the Following Standards:

- IEEE Std 1528-2003, "IEEE Recommended Practice for Determining the Peak Spatial-Averaged Specific Absorption Rate (SAR) in the Human Head from Wireless Communications Devices: Measurement Techniques", December 2003
- CENELEC EN 50361, "Basic standard for the measurement of Specific Absorption Rate related to human exposure to electromagnetic fields from mobile phones (300 MHz - 3 GHz), July 2001

Methods Applied and Interpretation of Parameters:

- NORM_{x,y,z}**: Assessed for E-field polarization $\vartheta = 0$ ($f \leq 900$ MHz in TEM-cell; $f > 1800$ MHz: R22 waveguide). NORM_{x,y,z} are only intermediate values, i.e., the uncertainties of NORM_{x,y,z} does not effect the E²-field uncertainty inside TSL (see below Con_vF).
- NORM(f)_{x,y,z}** = NORM_{x,y,z} * frequency_response (see Frequency Response Chart). This linearization is implemented in DASY4 software versions later than 4.2. The uncertainty of the frequency response is included in the stated uncertainty of Con_vF.
- DCP_{x,y,z}**: DCP are numerical linearization parameters assessed based on the data of power sweep (no uncertainty required). DCP does not depend on frequency nor media.
- Con_vF and Boundary Effect Parameters**: Assessed in flat phantom using E-field (or Temperature Transfer Standard for $f \leq 800$ MHz) and inside waveguide using analytical field distributions based on power measurements for $f > 800$ MHz. The same setups are used for assessment of the parameters applied for boundary compensation (alpha, depth) of which typical uncertainty values are given. These parameters are used in DASY4 software to improve probe accuracy close to the boundary. The sensitivity in TSL corresponds to NORM_{x,y,z} * Con_vF whereby the uncertainty corresponds to that given for Con_vF. A frequency dependent Con_vF is used in DASY version 4.4 and higher which allows extending the validity from ± 50 MHz to ± 100 MHz.
- Spherical isotropy (3D deviation from isotropy)**: in a field of low gradients realized using a flat phantom exposed by a patch antenna.
- Sensor Offset**: The sensor offset corresponds to the offset of virtual measurement center from the probe tip (on probe axis). No tolerance required.

RTS RIM Testing Services	Document Appendices for the BlackBerry Wireless Handheld Model RBE41GW SAR Report		Page 62(80)
	Author Data Kevin Chow	Dates of Test Jul. 10-20, 2006	Test Report No RTS-0428-0607-13

ET3DV6 SN:1642

January 19, 2006

Probe ET3DV6

SN:1642

Manufactured: November 7, 2001
Last calibrated: January 7, 2005
Recalibrated: January 19, 2006

Calibrated for DASY Systems

(Note: non-compatible with DASY2 system!)

RTS RIM Testing Services	Document Appendices for the BlackBerry Wireless Handheld Model RBE41GW SAR Report		Page 63(80)
	Author Data Kevin Chow	Dates of Test Jul. 10-20, 2006	Test Report No RTS-0428-0607-13

ET3DV6 SN:1642

January 19, 2006

DASY - Parameters of Probe: ET3DV6 SN:1642

Sensitivity in Free Space^A

NormX	1.66 ± 10.1%	$\mu V/(V/m)^2$
NormY	1.91 ± 10.1%	$\mu V/(V/m)^2$
NormZ	1.64 ± 10.1%	$\mu V/(V/m)^2$

Diode Compression^B

DCP X	94 mV
DCP Y	94 mV
DCP Z	94 mV

Sensitivity in Tissue Simulating Liquid (Conversion Factors)

Please see Page 8.

Boundary Effect

TSL 900 MHz Typical SAR gradient: 5 % per mm

Sensor Center to Phantom Surface Distance		3.7 mm	4.7 mm
SAR _{90%} [%]	Without Correction Algorithm	8.5	4.6
SAR _{90%} [%]	With Correction Algorithm	0.1	0.1

TSL 1510 MHz Typical SAR gradient: 10 % per mm

Sensor Center to Phantom Surface Distance		3.7 mm	4.7 mm
SAR _{90%} [%]	Without Correction Algorithm	12.3	8.1
SAR _{90%} [%]	With Correction Algorithm	0.6	0.3

Sensor Offset

Probe Tip to Sensor Center 2.7 mm

The reported uncertainty of measurement is stated as the standard uncertainty of measurement multiplied by the coverage factor k=2, which for a normal distribution corresponds to a coverage probability of approximately 95%.

^A The uncertainties of NormX,Y,Z do not affect the E²-field uncertainty inside TSL (see Page 8).

^B Numerical linearization parameter; uncertainty not required.

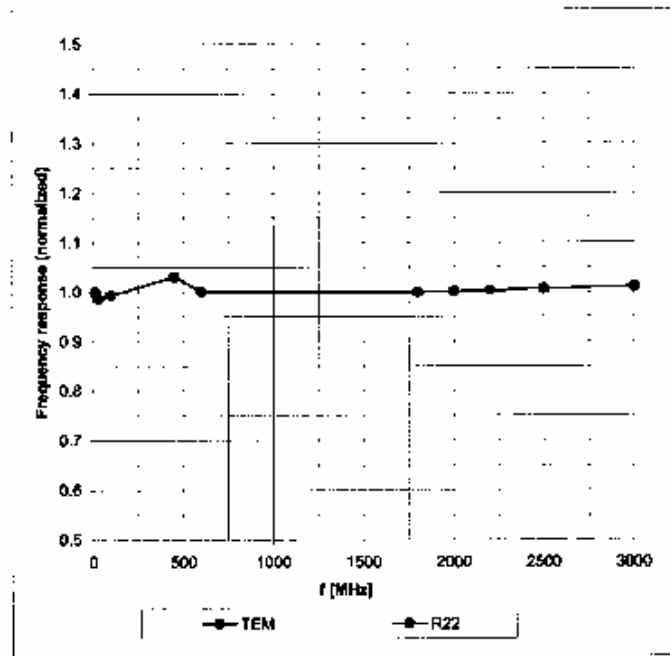
RTS RIM Testing Services	Document Appendices for the BlackBerry Wireless Handheld Model RBE41GW SAR Report		Page 64(80)
	Author Data Kevin Chow	Dates of Test Jul. 10-20, 2006	Test Report No RTS-0428-0607-13

ET3DV6 SN:1642

January 19, 2006

Frequency Response of E-Field

(TEM-Cell: if1110 EXX, Waveguide: R22)



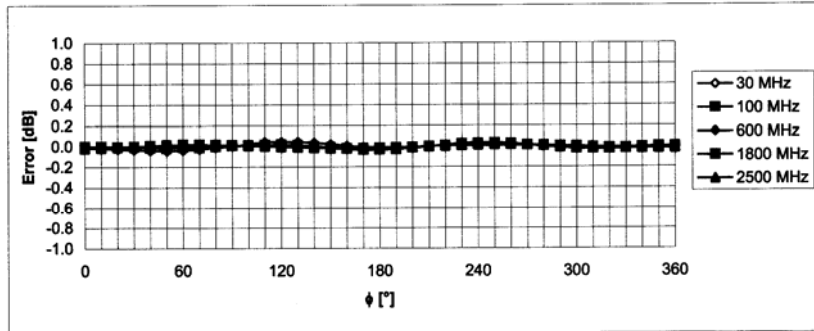
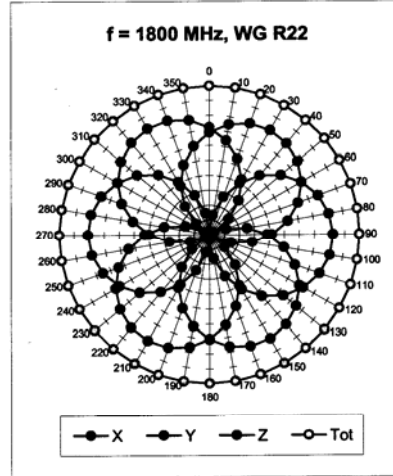
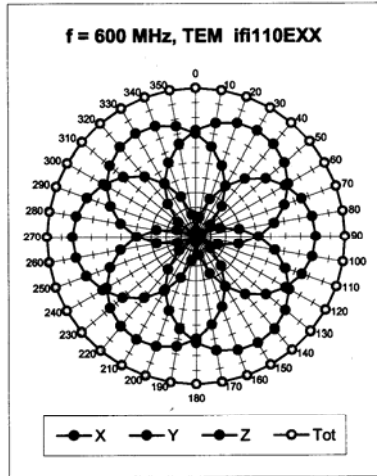
Uncertainty of Frequency Response of E-field: $\pm 8.3\%$ ($k=2$)

RTS RIM Testing Services	Document Appendices for the BlackBerry Wireless Handheld Model RBE41GW SAR Report		Page 65(80)
	Author Data Kevin Chow	Dates of Test Jul. 10-20, 2006	Test Report No RTS-0428-0607-13

ET3DV6 SN:1642

January 19, 2006

Receiving Pattern (ϕ), $\theta = 0^\circ$



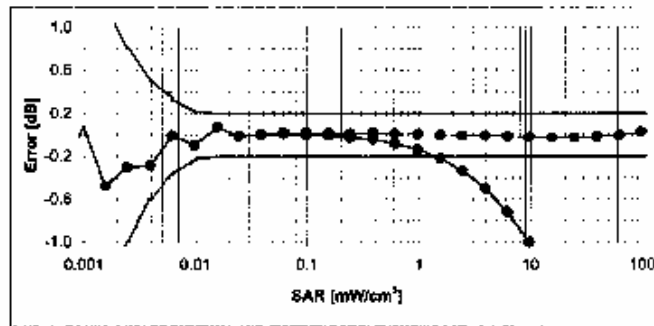
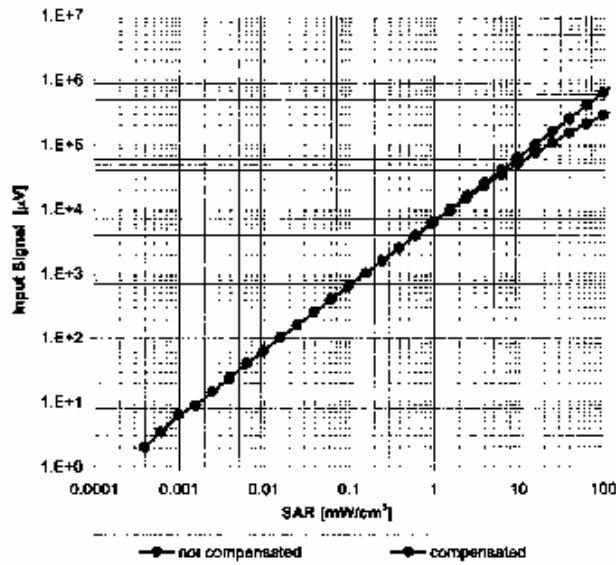
Uncertainty of Axial Isotropy Assessment: $\pm 0.5\%$ ($k=2$)

RTS RIM Testing Services	Document Appendices for the BlackBerry Wireless Handheld Model RBE41GW SAR Report		Page 66(80)
	Author Data Kevin Chow	Dates of Test Jul. 10-20, 2006	Test Report No RTS-0428-0607-13

ET3DVB SN:1642

January 19, 2006

Dynamic Range f(SAR_{head})
(Waveguide R22, f = 1800 MHz)

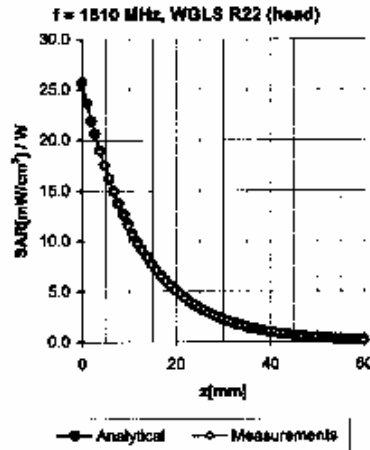
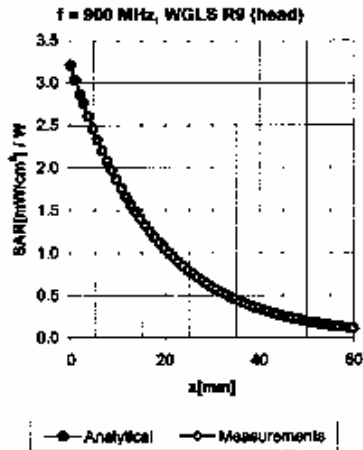


Uncertainty of Linearity Assessment: ± 0.6% (k=2)

ET3DV6 SN:1642

January 19, 2006

Conversion Factor Assessment



f [MHz]	Validity [MHz] ^c	T&L	Permittivity	Conductivity	Alpha	Depth	ConvF Uncertainty
900	± 50 / ± 100	Head	41.5 ± 5%	0.97 ± 5%	0.57	1.68	6.38 ± 11.0% (k=2)
1810	± 50 / ± 100	Head	40.0 ± 5%	1.40 ± 5%	0.66	2.12	5.18 ± 11.0% (k=2)
1850	± 50 / ± 100	Head	40.0 ± 5%	1.40 ± 5%	0.73	1.55	5.02 ± 11.0% (k=2)
900	± 50 / ± 100	Body	55.0 ± 5%	1.05 ± 5%	0.50	2.06	6.13 ± 11.0% (k=2)
1810	± 50 / ± 100	Body	53.3 ± 5%	1.52 ± 5%	0.67	2.05	4.72 ± 11.0% (k=2)
1950	± 50 / ± 100	Body	53.3 ± 5%	1.52 ± 5%	0.64	2.44	4.38 ± 11.0% (k=2)

^c The validity of ± 100 MHz only applies for DASY v4.4 and higher (see Page 2). The uncertainty in the RSS of the ConvF uncertainty at calibration frequency and the uncertainty for the indicated frequency band.

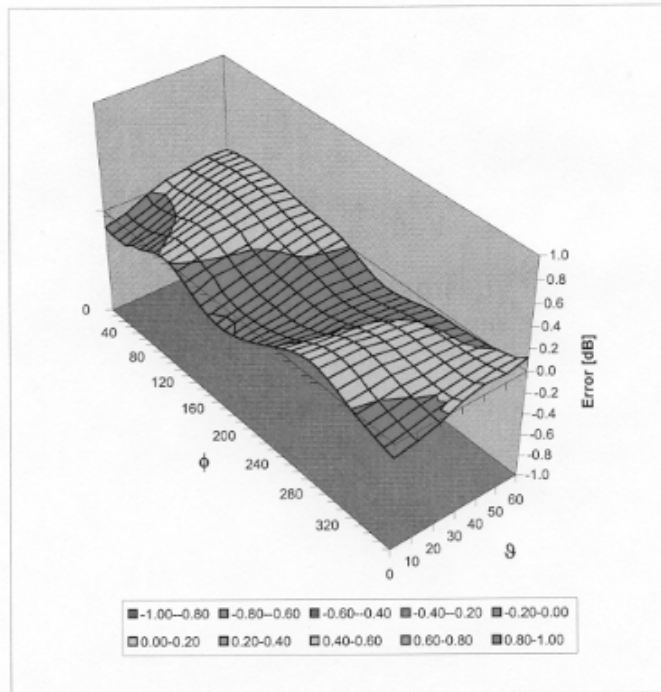
RTS RIM Testing Services	Document Appendices for the BlackBerry Wireless Handheld Model RBE41GW SAR Report		Page 68(80)
	Author Data Kevin Chow	Dates of Test Jul. 10-20, 2006	Test Report No RTS-0428-0607-13

ET3DV6 SN:1642

January 19, 2006

Deviation from Isotropy in HSL

Error (ϕ, θ), $f = 900$ MHz



Uncertainty of Spherical Isotropy Assessment: $\pm 2.6\%$ ($k=2$)

RTS RIM Testing Services	Document	Appendices for the BlackBerry Wireless Handheld Model RBE41GW SAR Report		Page 69(80)
	Author Data Kevin Chow	Dates of Test Jul. 10-20, 2006	Test Report No RTS-0428-0607-13	FCC ID: L6ARBE40GW

**Calibration Laboratory of
 Schmid & Partner
 Engineering AG**
 Zeughausstrasse 43, 8004 Zurich, Switzerland



S Schweizerischer Kalibrierdienst
S Service suisse d'étalonnage
S Servizio svizzero di taratura
S Swiss Calibration Service

Accredited by the Swiss Federal Office of Metrology and Accreditation
 The Swiss Accreditation Service is one of the signatories to the EA
 Multilateral Agreement for the recognition of calibration certificates

Accreditation No.: **SCS 108**

Client **RIM**

Certificate No: **D835V2-446_Jan05**

CALIBRATION CERTIFICATE			
Object	D835V2 - SN: 446		
Calibration procedure(s)	QA CAL-05.v6 Calibration procedure for dipole validation kits		
Calibration date:	January 7, 2005		
Condition of the calibrated item	In Tolerance		
This calibration certificate documents the traceability to national standards, which realize the physical units of measurements (SI). The measurements and the uncertainties with confidence probability are given on the following pages and are part of the certificate.			
All calibrations have been conducted in the closed laboratory facility: environment temperature (22 ± 3)°C and humidity < 70%.			
Calibration Equipment used (M&TE critical for calibration)			
Primary Standards	ID #	Cal Date (Calibrated by, Certificate No.)	Scheduled Calibration
Power meter EPM E442	GB37480704	12-Oct-04 (METAS, No. 251-00412)	Oct-05
Power sensor HP 8481A	US37292783	12-Oct-04 (METAS, No. 251-00412)	Oct-05
Reference 20 dB Attenuator	SN: 5086 (20g)	10-Aug-04 (METAS, No 251-00402)	Aug-05
Reference 10 dB Attenuator	SN: 5047.2 (10r)	10-Aug-04 (METAS, No 251-00402)	Aug-05
Reference Probe ET3DV6	SN 1507	26-Oct-04 (SPEAG, No. ET3-1507_Oct04)	Oct-05
DAE4	SN 907	03-May-04 (SPEAG, No. DAE4-907_May04)	May-05
Secondary Standards	ID #	Check Date (in house)	Scheduled Check
Power sensor HP 8481A	MY41092317	18-Oct-02 (SPEAG, in house check Oct-03)	In house check: Oct-05
RF generator R&S SML-03	100698	27-Mar-02 (SPEAG, in house check Dec-03)	In house check: Dec-05
Network Analyzer HP 8753E	US37390585 S4206	Oct-01 (SPEAG, in house check Nov-04)	In house check: Nov-05
Calibrated by:	Name Judith Müller	Function Laboratory Technician	Signature
Approved by:	Name Katja Pokovic	Function Technical Manager	Signature
			Issued: January 13, 2005
This calibration certificate shall not be reproduced except in full without written approval of the laboratory.			

Certificate No: D835V2-446_Jan05

Page 1 of 6

RTS RIM Testing Services	Document Appendices for the BlackBerry Wireless Handheld Model RBE41GW SAR Report		Page 70(80)
	Author Data Kevin Chow	Dates of Test Jul. 10-20, 2006	Test Report No RTS-0428-0607-13

**Calibration Laboratory of
Schmid & Partner
Engineering AG**
Zeughausstrasse 43, 8004 Zurich, Switzerland



S Schweizerischer Kalibrierdienst
S Service suisse d'étalonnage
C Servizio svizzero di taratura
S Swiss Calibration Service

Accredited by the Swiss Federal Office of Metrology and Accreditation
The Swiss Accreditation Service is one of the signatories to the EA
Multilateral Agreement for the recognition of calibration certificates

Accreditation No.: **SCS 108**

Glossary:

TSL tissue simulating liquid
ConvF sensitivity in TSL / NORM x,y,z
N/A not applicable or not measured

Calibration is Performed According to the Following Standards:

- a) IEEE Std 1528-2003, "IEEE Recommended Practice for Determining the Peak Spatial-Averaged Specific Absorption Rate (SAR) in the Human Head from Wireless Communications Devices: Measurement Techniques", December 2003
- b) CENELEC EN 50361, "Basic standard for the measurement of Specific Absorption Rate related to human exposure to electromagnetic fields from mobile phones (300 MHz - 3 GHz), July 2001
- c) Federal Communications Commission Office of Engineering & Technology (FCC OET), "Evaluating Compliance with FCC Guidelines for Human Exposure to Radiofrequency Electromagnetic Fields; Additional Information for Evaluating Compliance of Mobile and Portable Devices with FCC Limits for Human Exposure to Radiofrequency Emissions", Supplement C (Edition 01-01) to Bulletin 65

Additional Documentation:

- d) DASY4 System Handbook

Methods Applied and Interpretation of Parameters:

- *Measurement Conditions:* Further details are available from the Validation Report at the end of the certificate. All figures stated in the certificate are valid at the frequency indicated.
- *Antenna Parameters with TSL:* The dipole is mounted with the spacer to position its feed point exactly below the center marking of the flat phantom section, with the arms oriented parallel to the body axis.
- *Feed Point Impedance and Return Loss:* These parameters are measured with the dipole positioned under the liquid filled phantom. The impedance stated is transformed from the measurement at the SMA connector to the feed point. The Return Loss ensures low reflected power. No uncertainty required.
- *Electrical Delay:* One-way delay between the SMA connector and the antenna feed point. No uncertainty required.
- *SAR measured:* SAR measured at the stated antenna input power.
- *SAR normalized:* SAR as measured, normalized to an input power of 1 W at the antenna connector.
- *SAR for nominal TSL parameters:* The measured TSL parameters are used to calculate the nominal SAR result.

RTS RIM Testing Services	Document Appendices for the BlackBerry Wireless Handheld Model RBE41GW SAR Report		Page 71(80)
	Author Data Kevin Chow	Dates of Test Jul. 10-20, 2006	Test Report No RTS-0428-0607-13

Measurement Conditions

DASY system configuration, as far as not given on page 1.

DASY Version	DASY4	V4.4
Extrapolation	Advanced Extrapolation	
Phantom	Modular Flat Phantom V4.9	
Distance Dipole Center - TSL	15 mm	with Spacer
Area Scan resolution	dx, dy = 15 mm	
Zoom Scan Resolution	dx, dy, dz = 5 mm	
Frequency	835 MHz ± 1 MHz	

Head TSL parameters

The following parameters and calculations were applied.

	Temperature	Permittivity	Conductivity
Nominal Head TSL parameters	22.0 °C	41.5	0.90 mho/m
Measured Head TSL parameters	(22.0 ± 0.2) °C	42.2 ± 6 %	0.91 mho/m ± 6 %
Head TSL temperature during test	(22.0 ± 0.2) °C	---	---

SAR result with Head TSL

SAR averaged over 1 cm³ (1 g) of Head TSL	condition	
SAR measured	250 mW input power	2.27 mW / g
SAR normalized	normalized to 1W	9.08 mW / g
SAR for nominal Head TSL parameters ¹	normalized to 1W	9.10 mW / g ± 17.0 % (k=2)

SAR averaged over 10 cm³ (10 g) of Head TSL	condition	
SAR measured	250 mW input power	1.48 mW / g
SAR normalized	normalized to 1W	5.92 mW / g
SAR for nominal Head TSL parameters ¹	normalized to 1W	5.93 mW / g ± 16.5 % (k=2)

¹ Correction to nominal TSL parameters according to d), chapter "SAR Sensitivities"

RTS RIM Testing Services	Document Appendices for the BlackBerry Wireless Handheld Model RBE41GW SAR Report		Page 72(80)
	Author Data Kevin Chow	Dates of Test Jul. 10-20, 2006	Test Report No RTS-0428-0607-13

Appendix

Antenna Parameters with Head TSL

Impedance, transformed to feed point	50.1 Ω - 7.1 j Ω
Return Loss	- 22.9 dB

General Antenna Parameters and Design

Electrical Delay (one direction)	1.385 ns
----------------------------------	----------

After long term use with 100W radiated power, only a slight warming of the dipole near the feedpoint can be measured.

The dipole is made of standard semirigid coaxial cable. The center conductor of the feeding line is directly connected to the second arm of the dipole. The antenna is therefore short-circuited for DC-signals.

No excessive force must be applied to the dipole arms, because they might bend or the soldered connections near the feedpoint may be damaged.

Additional EUT Data

Manufactured by	SPEAG
Manufactured on	October 24, 2001

RTS RIM Testing Services	Document Appendices for the BlackBerry Wireless Handheld Model RBE41GW SAR Report		Page 73(80)
	Author Data Kevin Chow	Dates of Test Jul. 10-20, 2006	Test Report No RTS-0428-0607-13

DASY4 Validation Report for Head TSL

Date/Time: 01/07/05 15:08:43

Test Laboratory: SPEAG, Zurich, Switzerland

DUT: Dipole 835 MHz; Type: D835V2; Serial: D835V2 - SN446

Communication System: CW-835; Frequency: 835 MHz; Duty Cycle: 1:1

Medium: HSL 900 MHz;

Medium parameters used: $f = 835 \text{ MHz}$; $\sigma = 0.91 \text{ mho/m}$; $\epsilon_r = 42.2$; $\rho = 1000 \text{ kg/m}^3$

Phantom section: Flat Section

Measurement Standard: DASY4 (High Precision Assessment)

DASY4 Configuration:

- Probe: ET3DV6 - SN1507; ConvF(6.24, 6.24, 6.24); Calibrated: 26.10.2004
- Sensor-Surface: 4mm (Mechanical Surface Detection)
- Electronics: DAE4 Sn907; Calibrated: 03.05.2004
- Phantom: Flat Phantom 4.9L; Type: QD000P50AA; Serial: SN:1001;
- Measurement SW: DASY4, V4.4 Build 10; Postprocessing SW: SEMCAD, V1.8 Build 133

Pin = 250 mW; d = 15 mm/Area Scan (81x81x1): Measurement grid: dx=15mm, dy=15mm
 Maximum value of SAR (interpolated) = 2.44 mW/g


Pin = 250 mW; d = 15 mm/Zoom Scan (7x7x7)/Cube 0: Measurement grid: dx=5mm, dy=5mm, dz=5mm

Reference Value = 54.2 V/m; Power Drift = 0.0 dB

Peak SAR (extrapolated) = 3.36 W/kg

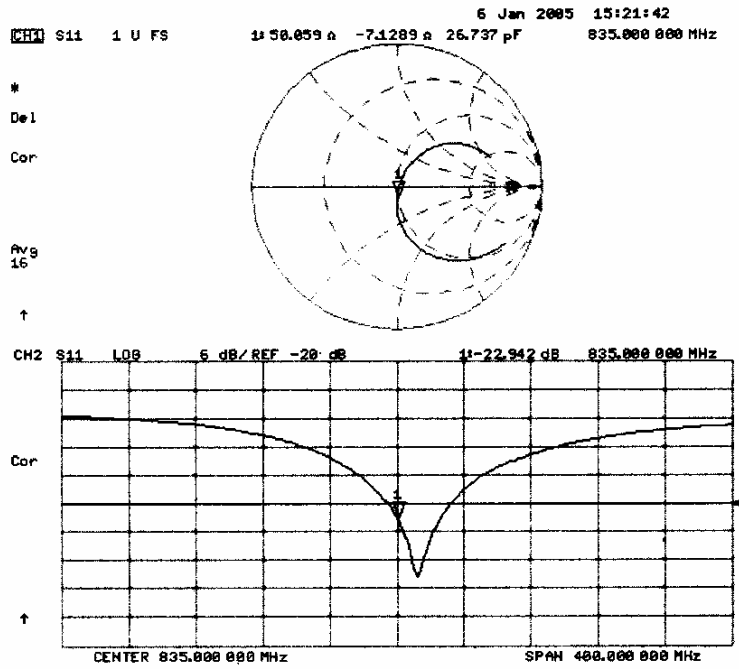
SAR(1 g) = 2.27 mW/g; SAR(10 g) = 1.48 mW/g

Maximum value of SAR (measured) = 2.45 mW/g



RTS RIM Testing Services	Document Appendices for the BlackBerry Wireless Handheld Model RBE41GW SAR Report		Page 74(80)
	Author Data Kevin Chow	Dates of Test Jul. 10-20, 2006	Test Report No RTS-0428-0607-13

Impedance Measurement Plot for Head TSL



RTS RIM Testing Services	Document		Page
	Appendices for the BlackBerry Wireless Handheld Model RBE41GW SAR Report		75(80)
Author Data	Dates of Test	Test Report No	FCC ID:
Kevin Chow	Jul. 10-20, 2006	RTS-0428-0607-13	L6ARBE40GW

Calibration Laboratory of
Schmid & Partner
Engineering AG
 Zeughausstrasse 43, 8004 Zurich, Switzerland



S Schweizerischer Kalibrierdienst
C Service suisse d'étalonnage
S Servizio svizzero di taratura
S Swiss Calibration Service

Accredited by the Swiss Federal Office of Metrology and Accreditation
 The Swiss Accreditation Service is one of the signatories to the EA
 Multilateral Agreement for the recognition of calibration certificates

Accreditation No.: **SCS 108**

Client **RIM**

Certificate No: **D1900V2-545_Jan05**

CALIBRATION CERTIFICATE																																															
Object	D1900V2 - SN: 545																																														
Calibration procedure(s)	QA CAL-05.v6 Calibration procedure for dipole validation kits																																														
Calibration date:	January 06, 2005																																														
Condition of the calibrated item	In Tolerance																																														
<p>This calibration certificate documents the traceability to national standards, which realize the physical units of measurements (SI). The measurements and the uncertainties with confidence probability are given on the following pages and are part of the certificate.</p> <p>All calibrations have been conducted in the closed laboratory facility: environment temperature (22 ± 3)°C and humidity < 70%.</p> <p>Calibration Equipment used (M&TE critical for calibration)</p> <table border="1"> <thead> <tr> <th>Primary Standards</th> <th>ID #</th> <th>Cal Date (Calibrated by, Certificate No.)</th> <th>Scheduled Calibration</th> </tr> </thead> <tbody> <tr> <td>Power meter EPM E442</td> <td>GB37480704</td> <td>12-Oct-04 (METAS, No. 251-00412)</td> <td>Oct-05</td> </tr> <tr> <td>Power sensor HP 8481A</td> <td>US37292783</td> <td>12-Oct-04 (METAS, No. 251-00412)</td> <td>Oct-05</td> </tr> <tr> <td>Reference 20 dB Attenuator</td> <td>SN: 5086 (20g)</td> <td>10-Aug-04 (METAS, No 251-00402)</td> <td>Aug-05</td> </tr> <tr> <td>Reference 10 dB Attenuator</td> <td>SN: 5047.2 (10r)</td> <td>10-Aug-04 (METAS, No 251-00402)</td> <td>Aug-05</td> </tr> <tr> <td>Reference Probe ET3DV6</td> <td>SN 1507</td> <td>26-Oct-04 (SPEAG, No. ET3-1507_Oct04)</td> <td>Oct-05</td> </tr> <tr> <td>DAE4</td> <td>SN 907</td> <td>03-May-04 (SPEAG, No. DAE4-907_May04)</td> <td>May-05</td> </tr> </tbody> </table> <table border="1"> <thead> <tr> <th>Secondary Standards</th> <th>ID #</th> <th>Check Date (in house)</th> <th>Scheduled Check</th> </tr> </thead> <tbody> <tr> <td>Power sensor HP 8481A</td> <td>MY41092317</td> <td>18-Oct-02 (SPEAG, in house check Oct-03)</td> <td>In house check: Oct-05</td> </tr> <tr> <td>RF generator R&S SML-03</td> <td>100698</td> <td>27-Mar-02 (SPEAG, in house check Dec-03)</td> <td>In house check: Dec-05</td> </tr> <tr> <td>Network Analyzer HP 8753E</td> <td>US37390585 S4206</td> <td>18-Oct-01 (SPEAG, in house check Nov-04)</td> <td>In house check: Nov 05</td> </tr> </tbody> </table>				Primary Standards	ID #	Cal Date (Calibrated by, Certificate No.)	Scheduled Calibration	Power meter EPM E442	GB37480704	12-Oct-04 (METAS, No. 251-00412)	Oct-05	Power sensor HP 8481A	US37292783	12-Oct-04 (METAS, No. 251-00412)	Oct-05	Reference 20 dB Attenuator	SN: 5086 (20g)	10-Aug-04 (METAS, No 251-00402)	Aug-05	Reference 10 dB Attenuator	SN: 5047.2 (10r)	10-Aug-04 (METAS, No 251-00402)	Aug-05	Reference Probe ET3DV6	SN 1507	26-Oct-04 (SPEAG, No. ET3-1507_Oct04)	Oct-05	DAE4	SN 907	03-May-04 (SPEAG, No. DAE4-907_May04)	May-05	Secondary Standards	ID #	Check Date (in house)	Scheduled Check	Power sensor HP 8481A	MY41092317	18-Oct-02 (SPEAG, in house check Oct-03)	In house check: Oct-05	RF generator R&S SML-03	100698	27-Mar-02 (SPEAG, in house check Dec-03)	In house check: Dec-05	Network Analyzer HP 8753E	US37390585 S4206	18-Oct-01 (SPEAG, in house check Nov-04)	In house check: Nov 05
Primary Standards	ID #	Cal Date (Calibrated by, Certificate No.)	Scheduled Calibration																																												
Power meter EPM E442	GB37480704	12-Oct-04 (METAS, No. 251-00412)	Oct-05																																												
Power sensor HP 8481A	US37292783	12-Oct-04 (METAS, No. 251-00412)	Oct-05																																												
Reference 20 dB Attenuator	SN: 5086 (20g)	10-Aug-04 (METAS, No 251-00402)	Aug-05																																												
Reference 10 dB Attenuator	SN: 5047.2 (10r)	10-Aug-04 (METAS, No 251-00402)	Aug-05																																												
Reference Probe ET3DV6	SN 1507	26-Oct-04 (SPEAG, No. ET3-1507_Oct04)	Oct-05																																												
DAE4	SN 907	03-May-04 (SPEAG, No. DAE4-907_May04)	May-05																																												
Secondary Standards	ID #	Check Date (in house)	Scheduled Check																																												
Power sensor HP 8481A	MY41092317	18-Oct-02 (SPEAG, in house check Oct-03)	In house check: Oct-05																																												
RF generator R&S SML-03	100698	27-Mar-02 (SPEAG, in house check Dec-03)	In house check: Dec-05																																												
Network Analyzer HP 8753E	US37390585 S4206	18-Oct-01 (SPEAG, in house check Nov-04)	In house check: Nov 05																																												
Calibrated by:	Name Judith Müller	Function Laboratory Technician	Signature 																																												
Approved by:	Katja Pokovic	Technical Manager																																													
Issued: January 13, 2005 This calibration certificate shall not be reproduced except in full without written approval of the laboratory.																																															

Certificate No: D1900V2-545_Jan05

Page 1 of 6

RTS RIM Testing Services	Document		Page
	Appendices for the BlackBerry Wireless Handheld Model RBE41GW SAR Report		76(80)
Author Data	Dates of Test	Test Report No	FCC ID:
Kevin Chow	Jul. 10-20, 2006	RTS-0428-0607-13	L6ARBE40GW

**Calibration Laboratory of
Schmid & Partner
Engineering AG**
Zeughausstrasse 43, 8004 Zurich, Switzerland



S Schweizerischer Kalibrierdienst
C Service suisse d'étalonnage
S Servizio svizzero di taratura
S Swiss Calibration Service

Accredited by the Swiss Federal Office of Metrology and Accreditation
The Swiss Accreditation Service is one of the signatories to the EA
Multilateral Agreement for the recognition of calibration certificates

Accreditation No.: **SCS 108**

Glossary:

TSL tissue simulating liquid
ConvF sensitivity in TSL / NORM x,y,z
N/A not applicable or not measured

Calibration is Performed According to the Following Standards:

- IEEE Std 1528-2003, "IEEE Recommended Practice for Determining the Peak Spatial-Averaged Specific Absorption Rate (SAR) in the Human Head from Wireless Communications Devices: Measurement Techniques", December 2003
- CENELEC EN 50361, "Basic standard for the measurement of Specific Absorption Rate related to human exposure to electromagnetic fields from mobile phones (300 MHz - 3 GHz), July 2001
- Federal Communications Commission Office of Engineering & Technology (FCC OET), "Evaluating Compliance with FCC Guidelines for Human Exposure to Radiofrequency Electromagnetic Fields; Additional Information for Evaluating Compliance of Mobile and Portable Devices with FCC Limits for Human Exposure to Radiofrequency Emissions", Supplement C (Edition 01-01) to Bulletin 65

Additional Documentation:

- DASY4 System Handbook

Methods Applied and Interpretation of Parameters:

- Measurement Conditions:** Further details are available from the Validation Report at the end of the certificate. All figures stated in the certificate are valid at the frequency indicated.
- Antenna Parameters with TSL:** The dipole is mounted with the spacer to position its feed point exactly below the center marking of the flat phantom section, with the arms oriented parallel to the body axis.
- Feed Point Impedance and Return Loss:** These parameters are measured with the dipole positioned under the liquid filled phantom. The impedance stated is transformed from the measurement at the SMA connector to the feed point. The Return Loss ensures low reflected power. No uncertainty required.
- Electrical Delay:** One-way delay between the SMA connector and the antenna feed point. No uncertainty required.
- SAR measured:** SAR measured at the stated antenna input power.
- SAR normalized:** SAR as measured, normalized to an input power of 1 W at the antenna connector.
- SAR for nominal TSL parameters:** The measured TSL parameters are used to calculate the nominal SAR result.

RTS RIM Testing Services	Document Appendices for the BlackBerry Wireless Handheld Model RBE41GW SAR Report		Page 77(80)
	Author Data Kevin Chow	Dates of Test Jul. 10-20, 2006	Test Report No RTS-0428-0607-13

Measurement Conditions

DASY system configuration, as far as not given on page 1.

DASY Version	DASY4	V4.4
Extrapolation	Advanced Extrapolation	
Phantom	Modular Flat Phantom V4.9	
Distance Dipole Center - TSL	10 mm	with Spacer
Area Scan resolution	dx, dy = 15 mm	
Zoom Scan Resolution	dx, dy, dz = 5 mm	
Frequency	1900 MHz ± 1 MHz	

Head TSL parameters

The following parameters and calculations were applied.

	Temperature	Permittivity	Conductivity
Nominal Head TSL parameters	22.0 °C	40.0	1.40 mho/m
Measured Head TSL parameters	(22.0 ± 0.2) °C	38.9 ± 6 %	1.45 mho/m ± 6 %
Head TSL temperature during test	(22.0 ± 0.2) °C	----	----

SAR result with Head TSL

SAR averaged over 1 cm³ (1 g) of Head TSL	condition	
SAR measured	250 mW input power	10.2 mW / g
SAR normalized	normalized to 1W	40.8 mW / g
SAR for nominal Head TSL parameters ¹	normalized to 1W	39.5 mW / g ± 17.0 % (k=2)

SAR averaged over 10 cm³ (10 g) of Head TSL	condition	
SAR measured	250 mW input power	5.34 mW / g
SAR normalized	normalized to 1W	21.4 mW / g
SAR for nominal Head TSL parameters ¹	normalized to 1W	20.7 mW / g ± 16.5 % (k=2)

¹ Correction to nominal TSL parameters according to d), chapter "SAR Sensitivities"

RTS RIM Testing Services	Document Appendices for the BlackBerry Wireless Handheld Model RBE41GW SAR Report		Page 78(80)
	Author Data Kevin Chow	Dates of Test Jul. 10-20, 2006	Test Report No RTS-0428-0607-13

Appendix

Antenna Parameters with Head TSL

Impedance, transformed to feed point	51.7 Ω + 2.1 j Ω
Return Loss	- 31.5 dB

General Antenna Parameters and Design

Electrical Delay (one direction)	1.198 ns
----------------------------------	----------

After long term use with 100W radiated power, only a slight warming of the dipole near the feedpoint can be measured.

The dipole is made of standard semirigid coaxial cable. The center conductor of the feeding line is directly connected to the second arm of the dipole. The antenna is therefore short-circuited for DC-signals.

No excessive force must be applied to the dipole arms, because they might bend or the soldered connections near the feedpoint may be damaged.

Additional EUT Data

Manufactured by	SPEAG
Manufactured on	November 15, 2001

RTS RIM Testing Services	Document Appendices for the BlackBerry Wireless Handheld Model RBE41GW SAR Report		Page 79(80)
	Author Data Kevin Chow	Dates of Test Jul. 10-20, 2006	Test Report No RTS-0428-0607-13

DASY4 Validation Report for Head TSL

Date/Time: 01/06/05 18:30:23

Test Laboratory: SPEAG, Zurich, Switzerland

DUT: Dipole 1900 MHz; Type: D1900V2; Serial: D1900V2 - SN545

Communication System: CW-1900; Frequency: 1900 MHz; Duty Cycle: 1:1

Medium: HSL 1900 MHz;

Medium parameters used: $f = 1900$ MHz; $\sigma = 1.45$ mho/m; $\epsilon_r = 39.6$; $\rho = 1000$ kg/m³

Phantom section: Flat Section

Measurement Standard: DASY4 (High Precision Assessment)

DASY4 Configuration:

- Probe: ET3DV6 - SN1507; ConvF(4.96, 4.96, 4.96); Calibrated: 26.10.2004
- Sensor-Surface: 4mm (Mechanical Surface Detection)
- Electronics: DAE4 Sn907; Calibrated: 03.05.2004
- Phantom: Flat Phantom quarter size; Type: QD000P50AA; Serial: SN:1001;
- Measurement SW: DASY4, V4.4 Build 10; Postprocessing SW: SEMCAD, V1.8 Build 133

Pin = 250 mW; d = 10 mm/Area Scan (81x81x1): Measurement grid: dx=15mm, dy=15mm
Maximum value of SAR (interpolated) = 11.6 mW/g

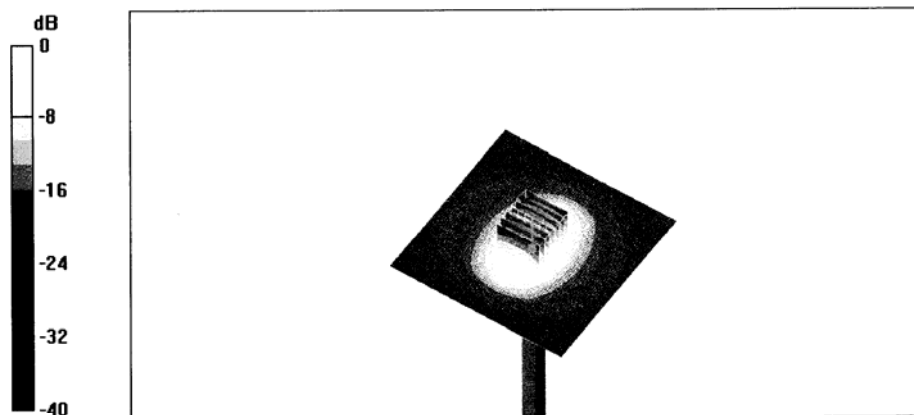
Pin = 250 mW; d = 10 mm/Zoom Scan (7x7x7)/Cube 0: Measurement grid: dx=5mm, dy=5mm,
dz=5mm

Reference Value = 95.2 V/m; Power Drift = 0.007 dB

Peak SAR (extrapolated) = 18 W/kg

SAR(1 g) = 10.2 mW/g; SAR(10 g) = 5.34 mW/g

Maximum value of SAR (measured) = 11.7 mW/g



0 dB = 11.7mW/g

RTS RIM Testing Services	Document Appendices for the BlackBerry Wireless Handheld Model RBE41GW SAR Report		Page 80(80)
	Author Data Kevin Chow	Dates of Test Jul. 10-20, 2006	Test Report No RTS-0428-0607-13

Impedance Measurement Plot for Head TSL

