

<b>RTS</b> <b>RIM Testing Services</b>	Document Appendices for the BlackBerry 7130e Wireless Handheld Model RAV20CW SAR Report		Page 1(28)
	Author Data <b>Lauren Weber</b>	Dates of Test <b>June 20 – July 04, 2005</b>	Test Report No <b>RTS-0181-0507-02 rev. 01</b>

APPENDIX D: PROBE & DIPOLE CALIBRATION DATA

<b>RTS</b> RIM Testing Services	Document	SAR Compliance Test Report for the BlackBerry 7130e Wireless Handheld Model No. RAV20CW		Page	2(28)
	Author Data <b>Lauren Weber</b>	Dates of Test <b>June 20 – July 04, 2005</b>	Test Report No <b>RTS-0181-0507-02 rev. 01</b>	FCC ID:	<b>L6ARAV20CW</b>

**Calibration Laboratory of**  
Schmid & Partner  
Engineering AG  
Zeughausstrasse 43, 8004 Zurich, Switzerland



**S** Schweizerischer Kalibrierdienst  
**C** Service suisse d'étalonnage  
**S** Servizio svizzero di taratura  
**S** Swiss Calibration Service

Accredited by the Swiss Federal Office of Metrology and Accreditation  
The Swiss Accreditation Service is one of the signatories to the EA  
Multilateral Agreement for the recognition of calibration certificates

Accreditation No.: **SCS 108**

Client **RIM**

Certificate No: **ET3-1642\_Jan05**

### CALIBRATION CERTIFICATE

Object **ET3DV6 - SN:1642**

Calibration procedure(s) **QA CAL-01.v5  
Calibration procedure for dosimetric E-field probes**

Calibration date: **January 7, 2005**

Condition of the calibrated item **In Tolerance**

This calibration certificate documents the traceability to national standards, which realize the physical units of measurements (SI).  
The measurements and the uncertainties with confidence probability are given on the following pages and are part of the certificate.

All calibrations have been conducted in the closed laboratory facility: environment temperature (22 ± 3)°C and humidity < 70%.

Calibration Equipment used (M&TE critical for calibration)

Primary Standards	ID #	Cal Date (Calibrated by, Certificate No.)	Scheduled Calibration
Power meter E4419B	GB41293874	5-May-04 (METAS, No. 251-03388)	May-05
Power sensor E4412A	MY41495277	5-May-04 (METAS, No. 251-03388)	May-05
Reference 3 dB Attenuator	SN: S5054 (3c)	10-Aug-04 (METAS, No. 251-00403)	Aug-05
Reference 20 dB Attenuator	SN: S5086 (20b)	3-May-04 (METAS, No. 251-00389)	May-05
Reference 30 dB Attenuator	SN: S5129 (30b)	10-Aug-04 (METAS, No. 251-00404)	Aug-05
Reference Probe ES3DV2	SN: 3013	7-Jan-05 (SPEAG, No. ES3-3013_Jan05)	Jan-06
DAE4	SN: 617	29-Sep-04 (SPEAG, No. DAE4-617_Sep04)	Sep-05

Secondary Standards	ID #	Check Date (in house)	Scheduled Check
Power sensor HP 8481A	MY41092180	18-Sep-02 (SPEAG, in house check Oct-03)	In house check: Oct-05
RF generator HP 8648C	US3642U01700	4-Aug-99 (SPEAG, in house check Dec-03)	In house check: Dec-05
Network Analyzer HP 8753E	US37390585	16-Oct-01 (SPEAG, in house check Nov-04)	In house check: Nov-05

	Name	Function	Signature
Calibrated by:	<b>Nico Vetterli</b>	<b>Laboratory Technician</b>	
Approved by:	<b>Katja Pokovic</b>	<b>Technical Manager</b>	

Issued: January 13, 2005

This calibration certificate shall not be reproduced except in full without written approval of the laboratory.

Certificate No. ET3-1642\_Jan05

Page 1 of 9

<b>RTS</b> <b>RIM Testing Services</b>	Document <b>SAR Compliance Test Report for the BlackBerry 7130e          Wireless Handheld Model No. RAV20CW</b>		Page <b>3(28)</b>
	Author Data <b>Lauren Weber</b>	Dates of Test <b>June 20 – July 04, 2005</b>	Test Report No <b>RTS-0181-0507-02 rev. 01</b>

**Calibration Laboratory of  
 Schmid & Partner  
 Engineering AG**  
 Zeughausstrasse 43, 8004 Zurich, Switzerland



**S** Schweizerischer Kalibrierdienst  
**C** Service suisse d'étalonnage  
**S** Servizio svizzero di taratura  
**S** Swiss Calibration Service

Accredited by the Swiss Federal Office of Metrology and Accreditation  
 The Swiss Accreditation Service is one of the signatories to the EA  
 Multilateral Agreement for the recognition of calibration certificates

Accreditation No.: **SCS 108**

**Glossary:**

TSL	tissue simulating liquid
NORM <sub>x,y,z</sub>	sensitivity in free space
ConF	sensitivity in TSL / NORM <sub>x,y,z</sub>
DCP	diode compression point
Polarization $\phi$	$\phi$ rotation around probe axis
Polarization $\vartheta$	$\vartheta$ rotation around an axis that is in the plane normal to probe axis (at measurement center), i.e., $\vartheta = 0$ is normal to probe axis

**Calibration is Performed According to the Following Standards:**

- IEEE Std 1528-2003, "IEEE Recommended Practice for Determining the Peak Spatial-Averaged Specific Absorption Rate (SAR) in the Human Head from Wireless Communications Devices: Measurement Techniques", December 2003
- CENELEC EN 50361, "Basic standard for the measurement of Specific Absorption Rate related to human exposure to electromagnetic fields from mobile phones (300 MHz - 3 GHz), July 2001

**Methods Applied and Interpretation of Parameters:**

- NORM<sub>x,y,z</sub>:** Assessed for E-field polarization  $\vartheta = 0$  ( $f \leq 900$  MHz in TEM-cell;  $f > 1800$  MHz: R22 waveguide). NORM<sub>x,y,z</sub> are only intermediate values, i.e., the uncertainties of NORM<sub>x,y,z</sub> does not effect the  $E^2$ -field uncertainty inside TSL (see below *ConvF*).
- NORM(f)<sub>x,y,z</sub> = NORM<sub>x,y,z</sub> \* frequency\_response** (see Frequency Response Chart). This linearization is implemented in DASY4 software versions later than 4.2. The uncertainty of the frequency response is included in the stated uncertainty of *ConvF*.
- DCP<sub>x,y,z</sub>:** DCP are numerical linearization parameters assessed based on the data of power sweep (no uncertainty required). DCP does not depend on frequency nor media.
- ConvF and Boundary Effect Parameters:** Assessed in flat phantom using E-field (or Temperature Transfer Standard for  $f \leq 800$  MHz) and inside waveguide using analytical field distributions based on power measurements for  $f > 800$  MHz. The same setups are used for assessment of the parameters applied for boundary compensation (alpha, depth) of which typical uncertainty values are given. These parameters are used in DASY4 software to improve probe accuracy close to the boundary. The sensitivity in TSL corresponds to  $NORM_{x,y,z} * ConvF$  whereby the uncertainty corresponds to that given for *ConvF*. A frequency dependent *ConvF* is used in DASY version 4.4 and higher which allows extending the validity from  $\pm 50$  MHz to  $\pm 100$  MHz.
- Spherical isotropy (3D deviation from isotropy):** in a field of low gradients realized using a flat phantom exposed by a patch antenna.
- Sensor Offset:** The sensor offset corresponds to the offset of virtual measurement center from the probe tip (on probe axis). No tolerance required.

<b>RTS</b> <b>RIM Testing Services</b>	Document SAR Compliance Test Report for the BlackBerry 7130e Wireless Handheld Model No. RAV20CW		Page 4(28)
	Author Data <b>Lauren Weber</b>	Dates of Test <b>June 20 – July 04, 2005</b>	Test Report No <b>RTS-0181-0507-02 rev. 01</b>

**ET3DV6 SN:1642**

**January 7, 2005**

# Probe ET3DV6

## SN:1642

Manufactured:            November 7, 2001  
Last calibrated:        August 31, 2004  
Recalibrated:            January 7, 2005

**Calibrated for DASY Systems**

(Note: non-compatible with DASY2 system!)

<b>RTS</b> <b>RIM Testing Services</b>	Document SAR Compliance Test Report for the BlackBerry 7130e Wireless Handheld Model No. RAV20CW		Page 5(28)
	Author Data <b>Lauren Weber</b>	Dates of Test <b>June 20 – July 04, 2005</b>	Test Report No <b>RTS-0181-0507-02 rev. 01</b>

ET3DV6 SN:1642

January 7, 2005

### DASY - Parameters of Probe: ET3DV6 SN:1642

#### Sensitivity in Free Space<sup>A</sup>

NormX	1.64 ± 10.1%	$\mu V/(V/m)^2$	DCP X	94 mV
NormY	1.88 ± 10.1%	$\mu V/(V/m)^2$	DCP Y	94 mV
NormZ	1.62 ± 10.1%	$\mu V/(V/m)^2$	DCP Z	94 mV

#### Diode Compression<sup>B</sup>

#### Sensitivity in Tissue Simulating Liquid (Conversion Factors)

Please see Page 8.

#### Boundary Effect

TSL                    900 MHz    Typical SAR gradient: 5 % per mm

Sensor Center to Phantom Surface Distance		3.7 mm	4.7 mm
SAR <sub>be</sub> [%]	Without Correction Algorithm	9.1	4.9
SAR <sub>be</sub> [%]	With Correction Algorithm	0.0	0.2

TSL                    1810 MHz    Typical SAR gradient: 10 % per mm

Sensor Center to Phantom Surface Distance		3.7 mm	4.7 mm
SAR <sub>be</sub> [%]	Without Correction Algorithm	13.4	9.0
SAR <sub>be</sub> [%]	With Correction Algorithm	1.0	0.0

#### Sensor Offset

Probe Tip to Sensor Center                    2.7 mm

The reported uncertainty of measurement is stated as the standard uncertainty of measurement multiplied by the coverage factor k=2, which for a normal distribution corresponds to a coverage probability of approximately 95%.

<sup>A</sup> The uncertainties of NormX,Y,Z do not affect the E<sup>2</sup>-field uncertainty inside TSL (see Page 8).

<sup>B</sup> Numerical linearization parameter: uncertainty not required.

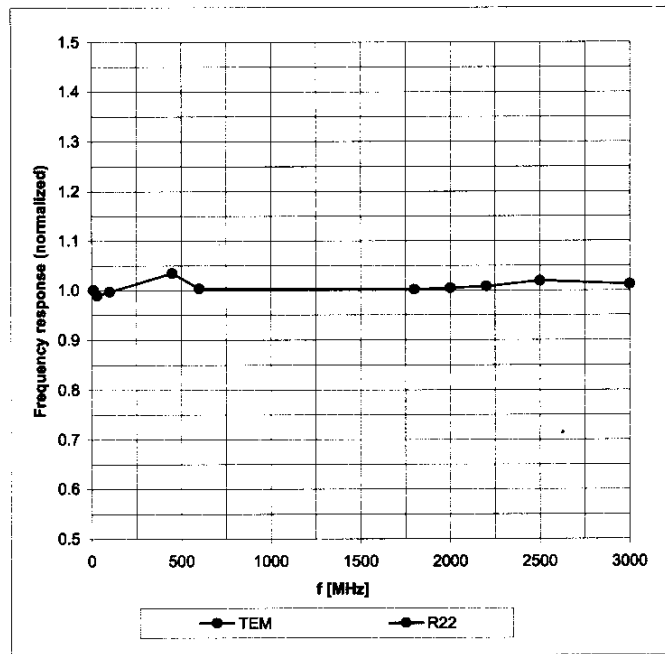
<b>RTS</b> <b>RIM Testing Services</b>	Document <b>SAR Compliance Test Report for the BlackBerry 7130e          Wireless Handheld Model No. RAV20CW</b>		Page <b>6(28)</b>
	Author Data <b>Lauren Weber</b>	Dates of Test <b>June 20 – July 04, 2005</b>	Test Report No <b>RTS-0181-0507-02 rev. 01</b>

ET3DV6 SN:1642

January 7, 2005

### Frequency Response of E-Field

(TEM-Cell:ifi110 EXX, Waveguide: R22)



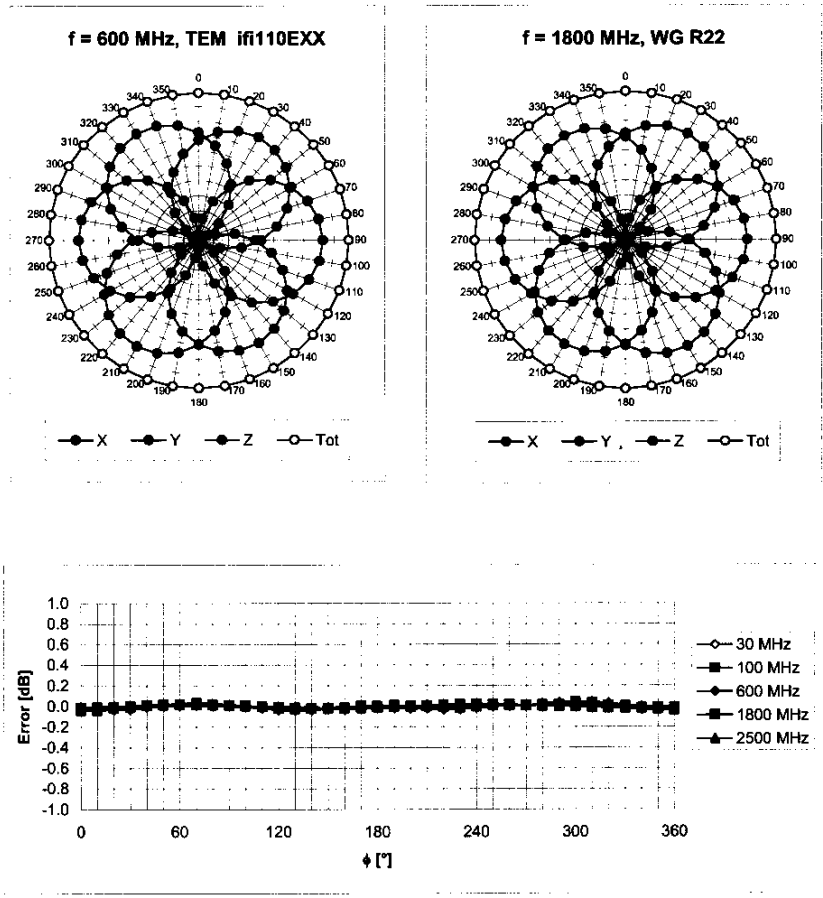
Uncertainty of Frequency Response of E-field:  $\pm 6.3\%$  ( $k=2$ )

<b>RTS</b> <b>RIM Testing Services</b>	Document <b>SAR Compliance Test Report for the BlackBerry 7130e</b> <b>Wireless Handheld Model No. RAV20CW</b>		Page <b>7(28)</b>
	Author Data <b>Lauren Weber</b>	Dates of Test <b>June 20 – July 04, 2005</b>	Test Report No <b>RTS-0181-0507-02 rev. 01</b>

ET3DV6 SN:1642

January 7, 2005

**Receiving Pattern ( $\phi$ ),  $\theta = 0^\circ$**



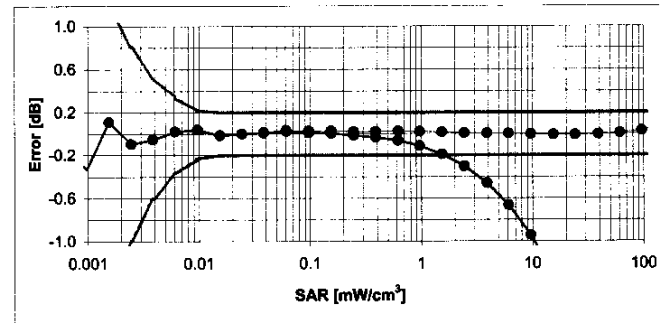
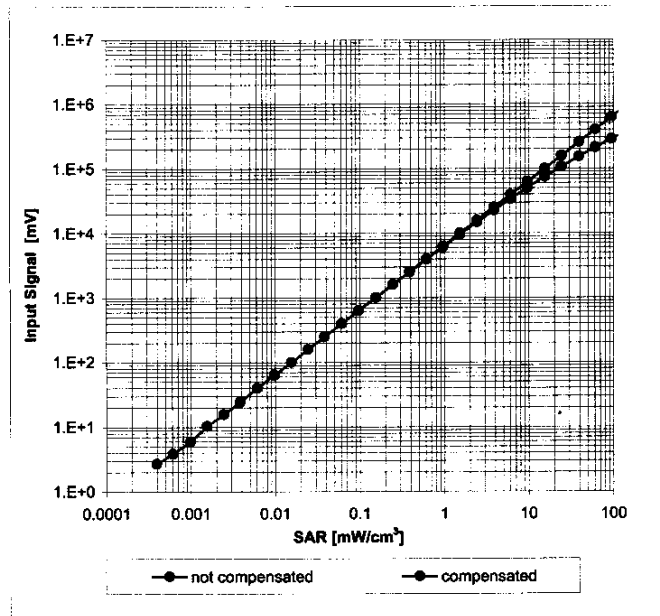
**Uncertainty of Axial Isotropy Assessment:  $\pm 0.5\%$  ( $k=2$ )**

<b>RTS</b> RIM Testing Services	Document SAR Compliance Test Report for the BlackBerry 7130e Wireless Handheld Model No. RAV20CW		Page 8(28)
	Author Data <b>Lauren Weber</b>	Dates of Test <b>June 20 – July 04, 2005</b>	Test Report No <b>RTS-0181-0507-02 rev. 01</b>

ET3DV6 SN:1642

January 7, 2005

**Dynamic Range f(SAR<sub>head</sub>)**  
(Waveguide R22, f = 1800 MHz)



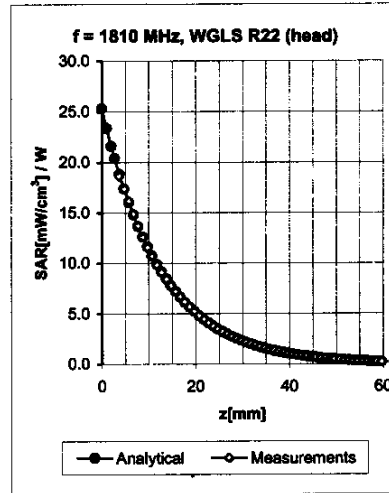
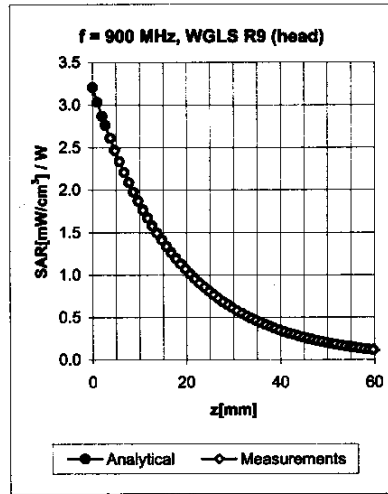
Uncertainty of Linearity Assessment: ± 0.6% (k=2)



ET3DV6 SN:1642

January 7, 2005

### Conversion Factor Assessment



f [MHz]	Validity [MHz] <sup>c</sup>	TSL	Permittivity	Conductivity	Alpha	Depth	ConvF	Uncertainty
900	± 50 / ± 100	Head	41.5 ± 5%	0.97 ± 5%	0.65	1.81	6.52	± 11.0% (k=2)
1810	± 50 / ± 100	Head	40.0 ± 5%	1.40 ± 5%	0.62	2.32	5.29	± 11.0% (k=2)
900	± 50 / ± 100	Body	55.0 ± 5%	1.05 ± 5%	0.53	2.11	6.18	± 11.0% (k=2)
1810	± 50 / ± 100	Body	53.3 ± 5%	1.52 ± 5%	0.58	2.76	4.78	± 11.0% (k=2)

<sup>c</sup> The validity of ± 100 MHz only applies for DASY v4.4 and higher (see Page 2). The uncertainty is the RSS of the ConvF uncertainty at calibration frequency and the uncertainty for the indicated frequency band.

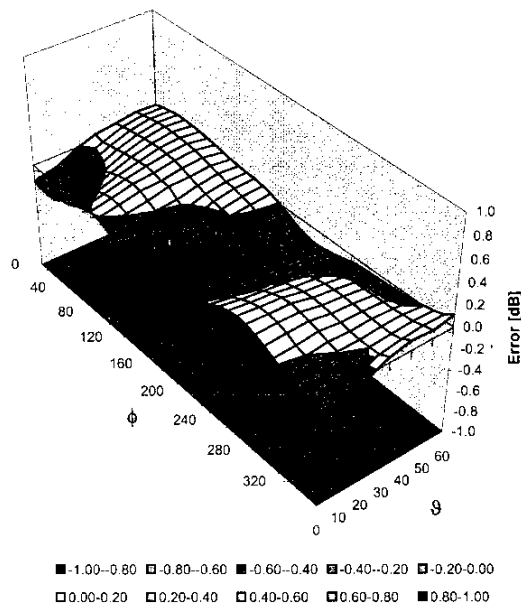
<b>RTS</b> <b>RIM Testing Services</b>	Document <b>SAR Compliance Test Report for the BlackBerry 7130e          Wireless Handheld Model No. RAV20CW</b>		Page <b>10(28)</b>
	Author Data <b>Lauren Weber</b>	Dates of Test <b>June 20 – July 04, 2005</b>	Test Report No <b>RTS-0181-0507-02 rev. 01</b>

ET3DV6 SN:1642

January 7, 2005

### Deviation from Isotropy in HSL

Error ( $\phi$ ,  $\theta$ ),  $f = 900$  MHz



Uncertainty of Spherical Isotropy Assessment:  $\pm 2.6\%$  ( $k=2$ )

<b>RTS</b> RIM Testing Services	Document	SAR Compliance Test Report for the BlackBerry 7130e Wireless Handheld Model No. RAV20CW		Page 11(28)
	Author Data <b>Lauren Weber</b>	Dates of Test <b>June 20 – July 04, 2005</b>	Test Report No <b>RTS-0181-0507-02 rev. 01</b>	FCC ID: <b>L6ARAV20CW</b>

**Calibration Laboratory of  
Schmid & Partner  
Engineering AG**  
Zeughausstrasse 43, 8004 Zurich, Switzerland



**S** Schweizerischer Kalibrierdienst  
**C** Service suisse d'étalonnage  
**S** Servizio svizzero di taratura  
**S** Swiss Calibration Service

Accredited by the Swiss Federal Office of Metrology and Accreditation  
The Swiss Accreditation Service is one of the signatories to the EA  
Multilateral Agreement for the recognition of calibration certificates

Accreditation No.: **SCS 108**

Client **RIM**

Certificate No: **D835V2-446\_Jan05**

CALIBRATION CERTIFICATE			
Object	<b>D835V2 - SN: 446</b>		
Calibration procedure(s)	<b>QA CAL-05.v6 Calibration procedure for dipole validation kits</b>		
Calibration date:	<b>January 7, 2005</b>		
Condition of the calibrated item	<b>In Tolerance</b>		
This calibration certificate documents the traceability to national standards, which realize the physical units of measurements (SI). The measurements and the uncertainties with confidence probability are given on the following pages and are part of the certificate.			
All calibrations have been conducted in the closed laboratory facility: environment temperature (22 ± 3)°C and humidity < 70%.			
Calibration Equipment used (M&TE critical for calibration)			
<b>Primary Standards</b>	<b>ID #</b>	<b>Cal Date (Calibrated by, Certificate No.)</b>	<b>Scheduled Calibration</b>
Power meter EPM E442	GB37480704	12-Oct-04 (METAS, No. 251-00412)	Oct-05
Power sensor HP 8481A	US37292783	12-Oct-04 (METAS, No. 251-00412)	Oct-05
Reference 20 dB Attenuator	SN: 5086 (20g)	10-Aug-04 (METAS, No. 251-00402)	Aug-05
Reference 10 dB Attenuator	SN: 5047.2 (10r)	10-Aug-04 (METAS, No. 251-00402)	Aug-05
Reference Probe ET3DV6	SN 1507	26-Oct-04 (SPEAG, No. ET3-1507_Oct04)	Oct-05
DAE4	SN 907	03-May-04 (SPEAG, No. DAE4-907_May04)	May-05
<b>Secondary Standards</b>	<b>ID #</b>	<b>Check Date (in house)</b>	<b>Scheduled Check</b>
Power sensor HP 8481A	MY41092317	18-Oct-02 (SPEAG, in house check Oct-03)	In house check: Oct-05
RF generator R&S SML-03	100698	27-Mar-02 (SPEAG, in house check Dec-03)	In house check: Dec-05
Network Analyzer HP 8753E	US37390585 S4206	Oct-01 (SPEAG, in house check Nov-04)	In house check: Nov-05
Calibrated by:	Name <b>Judith Müller</b>	Function <b>Laboratory Technician</b>	Signature 
Approved by:	Name <b>Katja Pokovic</b>	Function <b>Technical Manager</b>	Signature 
			Issued: January 13, 2005
This calibration certificate shall not be reproduced except in full without written approval of the laboratory.			

Certificate No: D835V2-446\_Jan05

Page 1 of 6

<b>RTS</b> <b>RIM Testing Services</b>	Document SAR Compliance Test Report for the BlackBerry 7130e Wireless Handheld Model No. RAV20CW		Page 12(28)
	Author Data <b>Lauren Weber</b>	Dates of Test <b>June 20 – July 04, 2005</b>	Test Report No <b>RTS-0181-0507-02 rev. 01</b>

**Calibration Laboratory of  
 Schmid & Partner  
 Engineering AG**  
 Zeughausstrasse 43, 8004 Zurich, Switzerland



**S** Schweizerischer Kalibrierdienst  
**S** Service suisse d'étalonnage  
**C** Servizio svizzero di taratura  
**S** Swiss Calibration Service

Accredited by the Swiss Federal Office of Metrology and Accreditation  
 The Swiss Accreditation Service is one of the signatories to the EA  
 Multilateral Agreement for the recognition of calibration certificates

Accreditation No.: **SCS 108**

**Glossary:**

TSL tissue simulating liquid  
 ConvF sensitivity in TSL / NORM x,y,z  
 N/A not applicable or not measured

**Calibration is Performed According to the Following Standards:**

- IEEE Std 1528-2003, "IEEE Recommended Practice for Determining the Peak Spatial-Averaged Specific Absorption Rate (SAR) in the Human Head from Wireless Communications Devices: Measurement Techniques", December 2003
- CENELEC EN 50361, "Basic standard for the measurement of Specific Absorption Rate related to human exposure to electromagnetic fields from mobile phones (300 MHz - 3 GHz), July 2001
- Federal Communications Commission Office of Engineering & Technology (FCC OET), "Evaluating Compliance with FCC Guidelines for Human Exposure to Radiofrequency Electromagnetic Fields; Additional Information for Evaluating Compliance of Mobile and Portable Devices with FCC Limits for Human Exposure to Radiofrequency Emissions", Supplement C (Edition 01-01) to Bulletin 65

**Additional Documentation:**

- DASY4 System Handbook

**Methods Applied and Interpretation of Parameters:**

- Measurement Conditions:** Further details are available from the Validation Report at the end of the certificate. All figures stated in the certificate are valid at the frequency indicated.
- Antenna Parameters with TSL:** The dipole is mounted with the spacer to position its feed point exactly below the center marking of the flat phantom section, with the arms oriented parallel to the body axis.
- Feed Point Impedance and Return Loss:** These parameters are measured with the dipole positioned under the liquid filled phantom. The impedance stated is transformed from the measurement at the SMA connector to the feed point. The Return Loss ensures low reflected power. No uncertainty required.
- Electrical Delay:** One-way delay between the SMA connector and the antenna feed point. No uncertainty required.
- SAR measured:** SAR measured at the stated antenna input power.
- SAR normalized:** SAR as measured, normalized to an input power of 1 W at the antenna connector.
- SAR for nominal TSL parameters:** The measured TSL parameters are used to calculate the nominal SAR result.

<b>RTS</b> <b>RIM Testing Services</b>	Document <b>SAR Compliance Test Report for the BlackBerry 7130e          Wireless Handheld Model No. RAV20CW</b>		Page <b>13(28)</b>
	Author Data <b>Lauren Weber</b>	Dates of Test <b>June 20 – July 04, 2005</b>	Test Report No <b>RTS-0181-0507-02 rev. 01</b>

### Measurement Conditions

DASY system configuration, as far as not given on page 1.

<b>DASY Version</b>	DASY4	V4.4
<b>Extrapolation</b>	Advanced Extrapolation	
<b>Phantom</b>	Modular Flat Phantom V4.9	
<b>Distance Dipole Center - TSL</b>	15 mm	with Spacer
<b>Area Scan resolution</b>	dx, dy = 15 mm	
<b>Zoom Scan Resolution</b>	dx, dy, dz = 5 mm	
<b>Frequency</b>	835 MHz ± 1 MHz	

### Head TSL parameters

The following parameters and calculations were applied.

	Temperature	Permittivity	Conductivity
<b>Nominal Head TSL parameters</b>	22.0 °C	41.5	0.90 mho/m
<b>Measured Head TSL parameters</b>	(22.0 ± 0.2) °C	42.2 ± 6 %	0.91 mho/m ± 6 %
<b>Head TSL temperature during test</b>	(22.0 ± 0.2) °C	----	----

### SAR result with Head TSL

<b>SAR averaged over 1 cm<sup>3</sup> (1 g) of Head TSL</b>	condition	
SAR measured	250 mW input power	2.27 mW / g
SAR normalized	normalized to 1W	9.08 mW / g
<b>SAR for nominal Head TSL parameters <sup>1</sup></b>	normalized to 1W	<b>9.10 mW / g ± 17.0 % (k=2)</b>

<b>SAR averaged over 10 cm<sup>3</sup> (10 g) of Head TSL</b>	condition	
SAR measured	250 mW input power	1.48 mW / g
SAR normalized	normalized to 1W	5.92 mW / g
<b>SAR for nominal Head TSL parameters <sup>1</sup></b>	normalized to 1W	<b>5.93 mW / g ± 16.5 % (k=2)</b>

<sup>1</sup> Correction to nominal TSL parameters according to d), chapter "SAR Sensitivities"

<b>RTS</b> <b>RIM Testing Services</b>	Document SAR Compliance Test Report for the BlackBerry 7130e Wireless Handheld Model No. RAV20CW		Page 14(28)
	Author Data <b>Lauren Weber</b>	Dates of Test <b>June 20 – July 04, 2005</b>	Test Report No <b>RTS-0181-0507-02 rev. 01</b>

## Appendix

### Antenna Parameters with Head TSL

Impedance, transformed to feed point	50.1 $\Omega$ - 7.1 j $\Omega$
Return Loss	- 22.9 dB

### General Antenna Parameters and Design

Electrical Delay (one direction)	1.385 ns
----------------------------------	----------

After long term use with 100W radiated power, only a slight warming of the dipole near the feedpoint can be measured.

The dipole is made of standard semirigid coaxial cable. The center conductor of the feeding line is directly connected to the second arm of the dipole. The antenna is therefore short-circuited for DC-signals.

No excessive force must be applied to the dipole arms, because they might bend or the soldered connections near the feedpoint may be damaged.

### Additional EUT Data

Manufactured by	SPEAG
Manufactured on	October 24, 2001

<b>RTS</b> <b>RIM Testing Services</b>	Document <b>SAR Compliance Test Report for the BlackBerry 7130e</b> <b>Wireless Handheld Model No. RAV20CW</b>		Page <b>15(28)</b>
	Author Data <b>Lauren Weber</b>	Dates of Test <b>June 20 – July 04, 2005</b>	Test Report No <b>RTS-0181-0507-02 rev. 01</b>

**DASY4 Validation Report for Head TSL**

Date/Time: 01/07/05 15:08:43

Test Laboratory: SPEAG, Zurich, Switzerland

**DUT: Dipole 835 MHz; Type: D835V2; Serial: D835V2 - SN446**

Communication System: CW-835; Frequency: 835 MHz; Duty Cycle: 1:1

Medium: HSL 900 MHz;

Medium parameters used:  $f = 835 \text{ MHz}$ ;  $\sigma = 0.91 \text{ mho/m}$ ;  $\epsilon_r = 42.2$ ;  $\rho = 1000 \text{ kg/m}^3$

Phantom section: Flat Section

Measurement Standard: DASY4 (High Precision Assessment)

DASY4 Configuration:

- Probe: ET3DV6 - SN1507; ConvF(6.24, 6.24, 6.24); Calibrated: 26.10.2004
- Sensor-Surface: 4mm (Mechanical Surface Detection)
- Electronics: DAE4 Sn907; Calibrated: 03.05.2004
- Phantom: Flat Phantom 4.9L; Type: QD000P50AA; Serial: SN:1001;
- Measurement SW: DASY4, V4.4 Build 10; Postprocessing SW: SEMCAD, V1.8 Build 133

**Pin = 250 mW; d = 15 mm/Area Scan (81x81x1):** Measurement grid: dx=15mm, dy=15mm  
 Maximum value of SAR (interpolated) = 2.44 mW/g


**Pin = 250 mW; d = 15 mm/Zoom Scan (7x7x7)/Cube 0:** Measurement grid: dx=5mm, dy=5mm, dz=5mm

Reference Value = 54.2 V/m; Power Drift = 0.0 dB

Peak SAR (extrapolated) = 3.36 W/kg

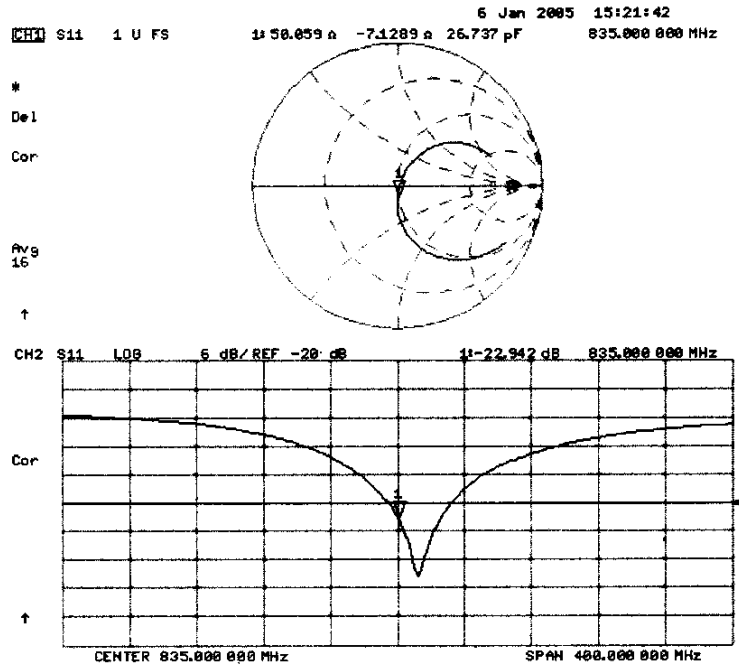
**SAR(1 g) = 2.27 mW/g; SAR(10 g) = 1.48 mW/g**

Maximum value of SAR (measured) = 2.45 mW/g



<b>RTS</b> <b>RIM Testing Services</b>	Document <b>SAR Compliance Test Report for the BlackBerry 7130e          Wireless Handheld Model No. RAV20CW</b>		Page <b>16(28)</b>
	Author Data <b>Lauren Weber</b>	Dates of Test <b>June 20 – July 04, 2005</b>	Test Report No <b>RTS-0181-0507-02 rev. 01</b>

**Impedance Measurement Plot for Head TSL**





<b>RTS</b> RIM Testing Services	Document	SAR Compliance Test Report for the BlackBerry 7130e Wireless Handheld Model No. RAV20CW		Page 17(28)
	Author Data <b>Lauren Weber</b>	Dates of Test <b>June 20 – July 04, 2005</b>	Test Report No <b>RTS-0181-0507-02 rev. 01</b>	FCC ID: <b>L6ARAV20CW</b>

**Calibration Laboratory of  
Schmid & Partner  
Engineering AG**  
Zeughausstrasse 43, 8004 Zurich, Switzerland



**S** Schweizerischer Kalibrierdienst  
**C** Service suisse d'étalonnage  
**S** Servizio svizzero di taratura  
**S** Swiss Calibration Service

Accredited by the Swiss Federal Office of Metrology and Accreditation  
The Swiss Accreditation Service is one of the signatories to the EA  
Multilateral Agreement for the recognition of calibration certificates

Accreditation No.: **SCS 108**

Client **RIM**

Certificate No: **D1900V2-545\_Jan05**

<b>CALIBRATION CERTIFICATE</b>			
Object	<b>D1900V2 - SN: 545</b>		
Calibration procedure(s)	<b>QA CAL-05.v6 Calibration procedure for dipole validation kits</b>		
Calibration date:	<b>January 06, 2005</b>		
Condition of the calibrated item	<b>In Tolerance</b>		
This calibration certificate documents the traceability to national standards, which realize the physical units of measurements (SI). The measurements and the uncertainties with confidence probability are given on the following pages and are part of the certificate.			
All calibrations have been conducted in the closed laboratory facility: environment temperature (22 ± 3)°C and humidity < 70%.			
Calibration Equipment used (M&TE critical for calibration)			
<b>Primary Standards</b>	<b>ID #</b>	<b>Cal Date (Calibrated by, Certificate No.)</b>	<b>Scheduled Calibration</b>
Power meter EPM E442	GB37480704	12-Oct-04 (METAS, No. 251-00412)	Oct-05
Power sensor HP 8481A	US37292783	12-Oct-04 (METAS, No. 251-00412)	Oct-05
Reference 20 dB Attenuator	SN: 5086 (20g)	10-Aug-04 (METAS, No 251-00402)	Aug-05
Reference 10 dB Attenuator	SN: 5047.2 (10r)	10-Aug-04 (METAS, No 251-00402)	Aug-05
Reference Probe ET3DV6	SN 1507	26-Oct-04 (SPEAG, No. ET3-1507_Oct04)	Oct-05
DAE4	SN 907	03-May-04 (SPEAG, No. DAE4-907_May04)	May-05
<b>Secondary Standards</b>	<b>ID #</b>	<b>Check Date (in house)</b>	<b>Scheduled Check</b>
Power sensor HP 8481A	MY41092317	18-Oct-02 (SPEAG, in house check Oct-03)	In house check: Oct-05
RF generator R&S SML-03	100698	27-Mar-02 (SPEAG, in house check Dec-03)	In house check: Dec-05
Network Analyzer HP 8753E	US37390585 S4206	18-Oct-01 (SPEAG, in house check Nov-04)	In house check: Nov 05
Calibrated by:	Name <b>Judith Müller</b>	Function <b>Laboratory Technician</b>	Signature 
Approved by:	Name <b>Katja Pokovic</b>	Function <b>Technical Manager</b>	Signature 
			Issued: January 13, 2005
This calibration certificate shall not be reproduced except in full without written approval of the laboratory.			

Certificate No: D1900V2-545\_Jan05

Page 1 of 6

<b>RTS</b> <b>RIM Testing Services</b>	Document SAR Compliance Test Report for the BlackBerry 7130e Wireless Handheld Model No. RAV20CW		Page 18(28)
	Author Data <b>Lauren Weber</b>	Dates of Test <b>June 20 – July 04, 2005</b>	Test Report No <b>RTS-0181-0507-02 rev. 01</b>

**Calibration Laboratory of  
 Schmid & Partner  
 Engineering AG**  
 Zeughausstrasse 43, 8004 Zurich, Switzerland



**S** Schweizerischer Kalibrierdienst  
**C** Service suisse d'étalonnage  
**S** Servizio svizzero di taratura  
**S** Swiss Calibration Service

Accredited by the Swiss Federal Office of Metrology and Accreditation  
 The Swiss Accreditation Service is one of the signatories to the EA  
 Multilateral Agreement for the recognition of calibration certificates

Accreditation No.: **SCS 108**

**Glossary:**

TSL tissue simulating liquid  
 ConvF sensitivity in TSL / NORM x,y,z  
 N/A not applicable or not measured

**Calibration is Performed According to the Following Standards:**

- a) IEEE Std 1528-2003, "IEEE Recommended Practice for Determining the Peak Spatial-Averaged Specific Absorption Rate (SAR) in the Human Head from Wireless Communications Devices: Measurement Techniques", December 2003
- b) CENELEC EN 50361, "Basic standard for the measurement of Specific Absorption Rate related to human exposure to electromagnetic fields from mobile phones (300 MHz - 3 GHz), July 2001
- c) Federal Communications Commission Office of Engineering & Technology (FCC OET), "Evaluating Compliance with FCC Guidelines for Human Exposure to Radiofrequency Electromagnetic Fields; Additional Information for Evaluating Compliance of Mobile and Portable Devices with FCC Limits for Human Exposure to Radiofrequency Emissions", Supplement C (Edition 01-01) to Bulletin 65

**Additional Documentation:**

- d) DASY4 System Handbook

**Methods Applied and Interpretation of Parameters:**

- *Measurement Conditions:* Further details are available from the Validation Report at the end of the certificate. All figures stated in the certificate are valid at the frequency indicated.
- *Antenna Parameters with TSL:* The dipole is mounted with the spacer to position its feed point exactly below the center marking of the flat phantom section, with the arms oriented parallel to the body axis.
- *Feed Point Impedance and Return Loss:* These parameters are measured with the dipole positioned under the liquid filled phantom. The impedance stated is transformed from the measurement at the SMA connector to the feed point. The Return Loss ensures low reflected power. No uncertainty required.
- *Electrical Delay:* One-way delay between the SMA connector and the antenna feed point. No uncertainty required.
- *SAR measured:* SAR measured at the stated antenna input power.
- *SAR normalized:* SAR as measured, normalized to an input power of 1 W at the antenna connector.
- *SAR for nominal TSL parameters:* The measured TSL parameters are used to calculate the nominal SAR result.

<b>RTS</b> RIM Testing Services	Document SAR Compliance Test Report for the BlackBerry 7130e Wireless Handheld Model No. RAV20CW		Page 19(28)
	Author Data <b>Lauren Weber</b>	Dates of Test <b>June 20 – July 04, 2005</b>	Test Report No <b>RTS-0181-0507-02 rev. 01</b>
			FCC ID: <b>L6ARAV20CW</b>

### Measurement Conditions

DASY system configuration, as far as not given on page 1.

<b>DASY Version</b>	DASY4	V4.4
<b>Extrapolation</b>	Advanced Extrapolation	
<b>Phantom</b>	Modular Flat Phantom V4.9	
<b>Distance Dipole Center - TSL</b>	10 mm	with Spacer
<b>Area Scan resolution</b>	dx, dy = 15 mm	
<b>Zoom Scan Resolution</b>	dx, dy, dz = 5 mm	
<b>Frequency</b>	1900 MHz ± 1 MHz	

### Head TSL parameters

The following parameters and calculations were applied.

	Temperature	Permittivity	Conductivity
<b>Nominal Head TSL parameters</b>	22.0 °C	40.0	1.40 mho/m
<b>Measured Head TSL parameters</b>	(22.0 ± 0.2) °C	38.9 ± 6 %	1.45 mho/m ± 6 %
<b>Head TSL temperature during test</b>	(22.0 ± 0.2) °C	----	----

### SAR result with Head TSL

<b>SAR averaged over 1 cm<sup>3</sup> (1 g) of Head TSL</b>	condition	
SAR measured	250 mW input power	10.2 mW / g
SAR normalized	normalized to 1W	40.8 mW / g
<b>SAR for nominal Head TSL parameters <sup>1</sup></b>	normalized to 1W	<b>39.5 mW / g ± 17.0 % (k=2)</b>

<b>SAR averaged over 10 cm<sup>3</sup> (10 g) of Head TSL</b>	condition	
SAR measured	250 mW input power	5.34 mW / g
SAR normalized	normalized to 1W	21.4 mW / g
<b>SAR for nominal Head TSL parameters <sup>1</sup></b>	normalized to 1W	<b>20.7 mW / g ± 16.5 % (k=2)</b>

<sup>1</sup> Correction to nominal TSL parameters according to d), chapter "SAR Sensitivities"

<b>RTS</b> <b>RIM Testing Services</b>	Document SAR Compliance Test Report for the BlackBerry 7130e Wireless Handheld Model No. RAV20CW		Page 20(28)
	Author Data <b>Lauren Weber</b>	Dates of Test <b>June 20 – July 04, 2005</b>	Test Report No <b>RTS-0181-0507-02 rev. 01</b>

## Appendix

### Antenna Parameters with Head TSL

Impedance, transformed to feed point	51.7 $\Omega$ + 2.1 j $\Omega$
Return Loss	- 31.5 dB

### General Antenna Parameters and Design

Electrical Delay (one direction)	1.198 ns
----------------------------------	----------

After long term use with 100W radiated power, only a slight warming of the dipole near the feedpoint can be measured.

The dipole is made of standard semirigid coaxial cable. The center conductor of the feeding line is directly connected to the second arm of the dipole. The antenna is therefore short-circuited for DC-signals.

No excessive force must be applied to the dipole arms, because they might bend or the soldered connections near the feedpoint may be damaged.

### Additional EUT Data

Manufactured by	SPEAG
Manufactured on	November 15, 2001

<b>RTS</b> <b>RIM Testing Services</b>	Document <b>SAR Compliance Test Report for the BlackBerry 7130e          Wireless Handheld Model No. RAV20CW</b>		Page <b>21(28)</b>
	Author Data <b>Lauren Weber</b>	Dates of Test <b>June 20 – July 04, 2005</b>	Test Report No <b>RTS-0181-0507-02 rev. 01</b>

**DASY4 Validation Report for Head TSL**

Date/Time: 01/06/05 18:30:23

Test Laboratory: SPEAG, Zurich, Switzerland

**DUT: Dipole 1900 MHz; Type: D1900V2; Serial: D1900V2 - SN545**

Communication System: CW-1900; Frequency: 1900 MHz; Duty Cycle: 1:1

Medium: HSL 1900 MHz;

Medium parameters used:  $f = 1900$  MHz;  $\sigma = 1.45$  mho/m;  $\epsilon_r = 39.6$ ;  $\rho = 1000$  kg/m<sup>3</sup>

Phantom section: Flat Section

Measurement Standard: DASY4 (High Precision Assessment)

DASY4 Configuration:

- Probe: ET3DV6 - SN1507; ConvF(4.96, 4.96, 4.96); Calibrated: 26.10.2004
- Sensor-Surface: 4mm (Mechanical Surface Detection)
- Electronics: DAE4 Sn907; Calibrated: 03.05.2004
- Phantom: Flat Phantom quarter size; Type: QD000P50AA; Serial: SN:1001;
- Measurement SW: DASY4, V4.4 Build 10; Postprocessing SW: SEMCAD, V1.8 Build 133

**Pin = 250 mW; d = 10 mm/Area Scan (81x81x1):** Measurement grid: dx=15mm, dy=15mm  
 Maximum value of SAR (interpolated) = 11.6 mW/g


**Pin = 250 mW; d = 10 mm/Zoom Scan (7x7x7)/Cube 0:** Measurement grid: dx=5mm, dy=5mm, dz=5mm

Reference Value = 95.2 V/m; Power Drift = 0.007 dB

Peak SAR (extrapolated) = 18 W/kg

**SAR(1 g) = 10.2 mW/g; SAR(10 g) = 5.34 mW/g**

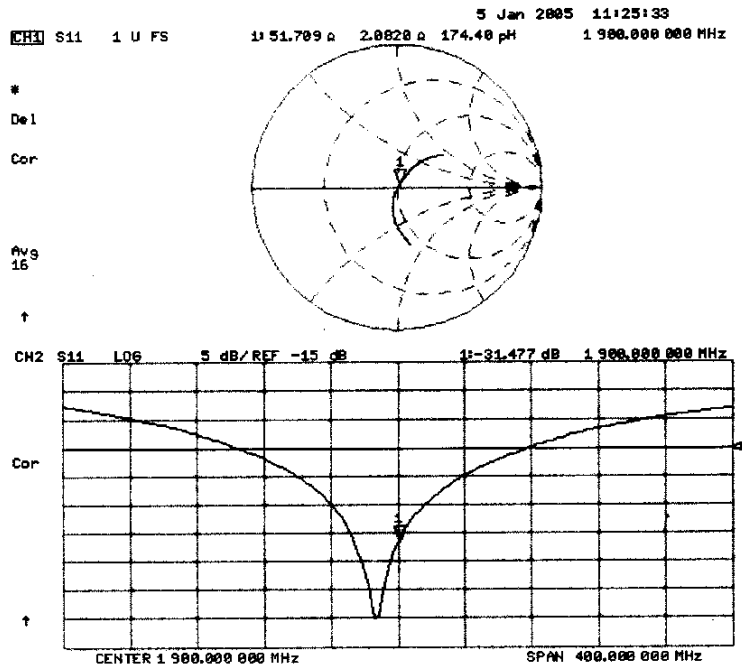
Maximum value of SAR (measured) = 11.7 mW/g



0 dB = 11.7mW/g

<b>RTS</b> <b>RIM Testing Services</b>	Document	SAR Compliance Test Report for the BlackBerry 7130e Wireless Handheld Model No. RAV20CW		Page	22(28)
	Author Data <b>Lauren Weber</b>	Dates of Test <b>June 20 – July 04, 2005</b>	Test Report No <b>RTS-0181-0507-02 rev. 01</b>	FCC ID:	<b>L6ARAV20CW</b>

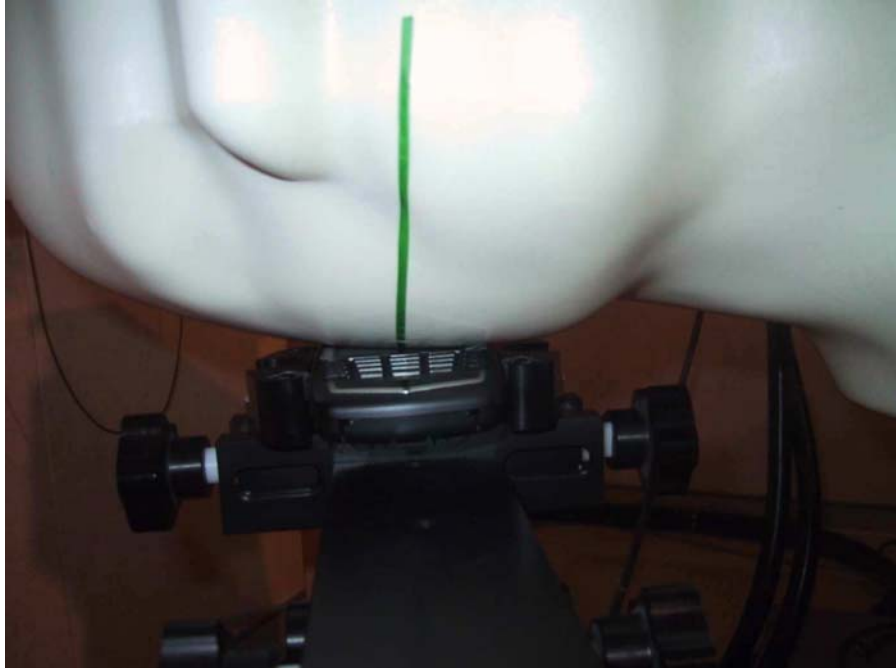
**Impedance Measurement Plot for Head TSL**



<b>RTS</b> <b>RIM Testing Services</b>	Document SAR Compliance Test Report for the BlackBerry 7130e Wireless Handheld Model No. RAV20CW		Page 23(28)
	Author Data <b>Lauren Weber</b>	Dates of Test <b>June 20 – July 04, 2005</b>	Test Report No <b>RTS-0181-0507-02 rev. 01</b>

APPENDIX E: SAR SET UP PHOTOS

<b>RTS</b> RIM Testing Services	Document	SAR Compliance Test Report for the BlackBerry 7130e Wireless Handheld Model No. RAV20CW		Page	24(28)
	Author Data	Dates of Test	Test Report No	FCC ID:	
<b>Lauren Weber</b>	<b>June 20 – July 04, 2005</b>	<b>RTS-0181-0507-02 rev. 01</b>	<b>L6ARAV20CW</b>		



**Figure E1. Right side cheek/touch configuration**



**Figure E2. Right side tilt configuration**



<b>RTS</b> RIM Testing Services	Document	SAR Compliance Test Report for the BlackBerry 7130e Wireless Handheld Model No. RAV20CW		Page	25(28)
	Author Data	Dates of Test	Test Report No	FCC ID:	
<b>Lauren Weber</b>	<b>June 20 – July 04, 2005</b>	<b>RTS-0181-0507-02 rev. 01</b>	<b>L6ARAV20CW</b>		




**Figure E3. Left side cheek/touch configuration**



**Figure E4. Left side tilt configuration**

<b>RTS</b> <b>RIM Testing Services</b>	Document SAR Compliance Test Report for the BlackBerry 7130e Wireless Handheld Model No. RAV20CW		Page 26(28)
	Author Data <b>Lauren Weber</b>	Dates of Test <b>June 20 – July 04, 2005</b>	Test Report No <b>RTS-0181-0507-02 rev. 01</b>




**Figure E5. Body worn configuration, keychain holster, headset attached**



**Figure E6. Body worn configuration, leather holster**

<b>RTS</b> <b>RIM Testing Services</b>	Document SAR Compliance Test Report for the BlackBerry 7130e Wireless Handheld Model No. RAV20CW		Page 27(28)
	Author Data <b>Lauren Weber</b>	Dates of Test <b>June 20 – July 04, 2005</b>	Test Report No <b>RTS-0181-0507-02 rev. 01</b>



**Figure E7. Body worn configuration, fabric holster**



**Figure E8. Body worn configuration, LeatherSwivel holster**

<b>RTS</b> <b>RIM Testing Services</b>	Document SAR Compliance Test Report for the BlackBerry 7130e Wireless Handheld Model No. RAV20CW		Page 28(28)
	Author Data <b>Lauren Weber</b>	Dates of Test <b>June 20 – July 04, 2005</b>	Test Report No <b>RTS-0181-0507-02 rev. 01</b>



**Figure E9. Body worn configuration, no holster, 15mm distance**