



| | | |
|--------------------------------|----------------------------------|-------------------------------|
| Author Data Daoud S. Attayi | Dates of Test May 16-18, 2002 | Test Report No RIM-0205-04 |
| Approved | Rev | FCC ID : L6AR6510IN |

APPENDIX E: SAR SET UP PHOTOS

| | | | |
|-----------------|-------------|------------|------|
| Document | APPENDIX E: | | Page |
| Date | Rev | FCC ID: | 2(9) |
| May 16-18, 2002 | | L6AR6510IN | |



Figure E1. Left ear touch configuration

| | | |
|-----------------|-----|------------|
| Document | | Page |
| APPENDIX E: | | 3(9) |
| Date | Rev | FCC ID: |
| May 16-18, 2002 | | L6AR6510IN |



Figure E2. Left ear tilted configuration




Figure E3. Right ear touch configuration

| | | |
|-----------------|-----|------------|
| Document | | Page |
| APPENDIX E: | | 5(9) |
| Date | Rev | FCC ID: |
| May 16-18, 2002 | | L6AR6510IN |



Figure E4. Right ear tilted configuration

| | | | |
|-----------------|-------------|------------|--------------|
| Document | APPENDIX E: | | Page 6(9) |
| Date | Rev | FCC ID: | |
| May 16-18, 2002 | | L6AR6510IN | |



Figure E5. Body worn configuration retracted antenna with holster and headset




Figure E6. Body worn configuration extended antenna with holster and headset




Figure E7. Hand SAR configuration, unit left edge touching flat phantom



Figure E8. Hand SAR configuration, unit back touching flat phantom