

4

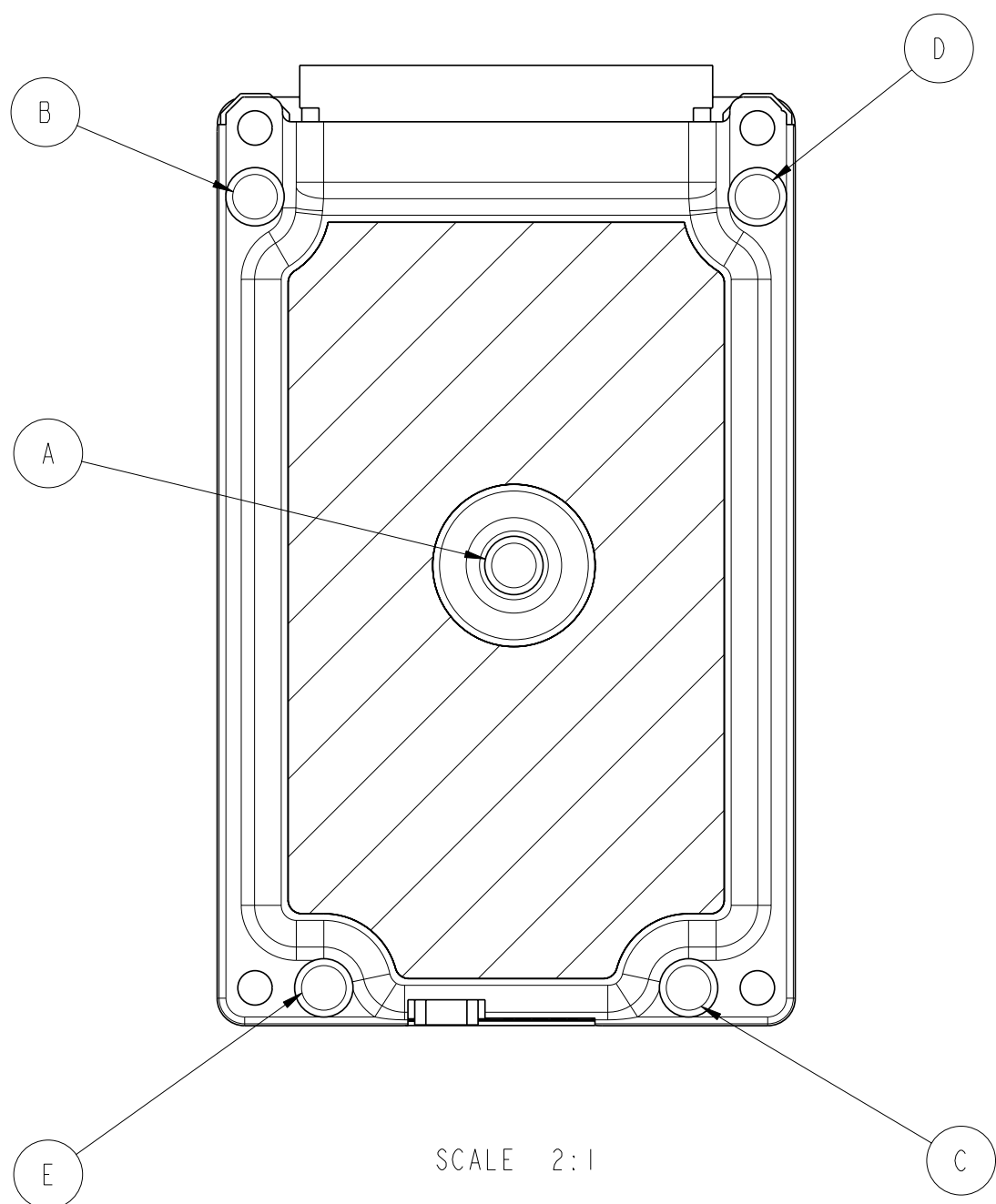
3

2

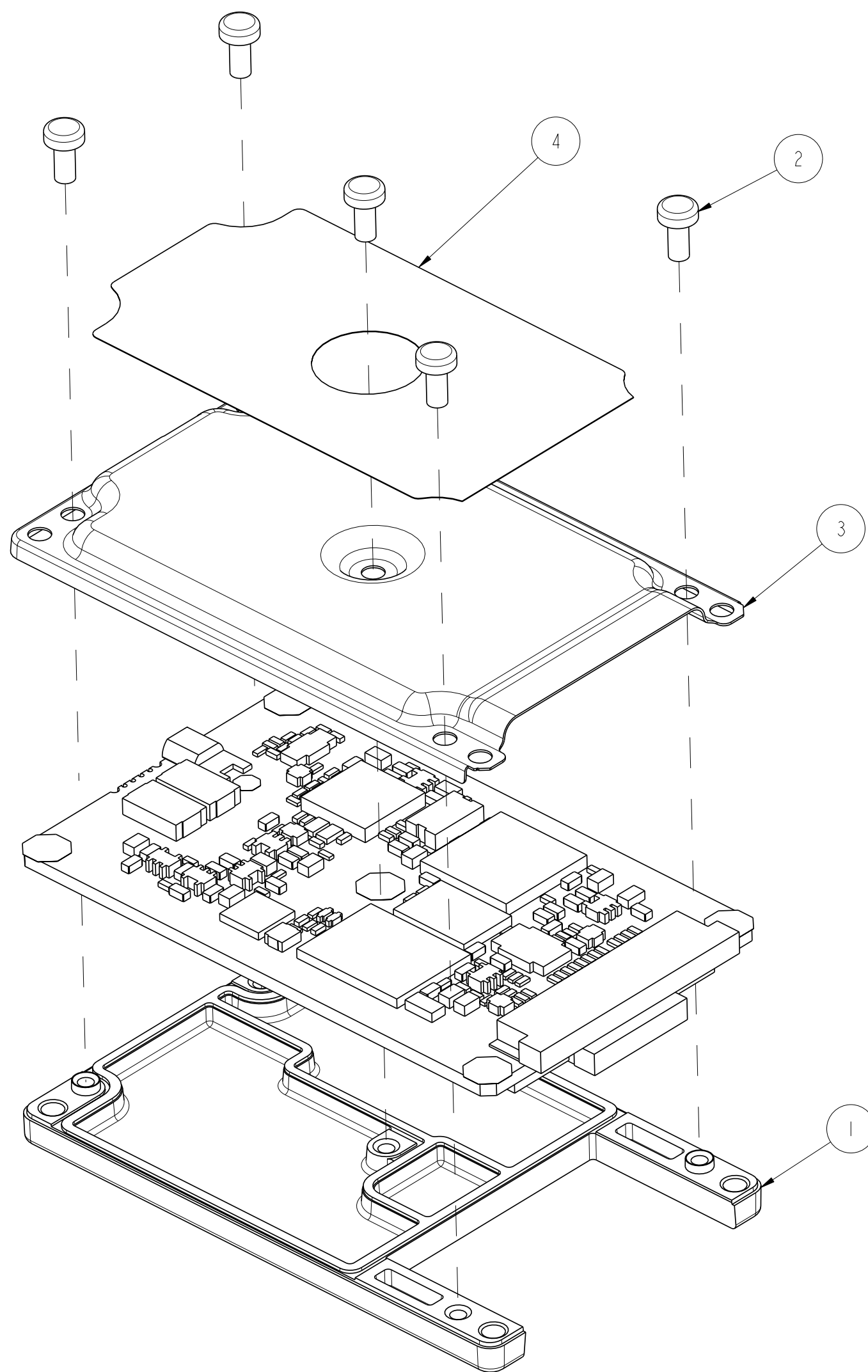
1

PARTS LIST

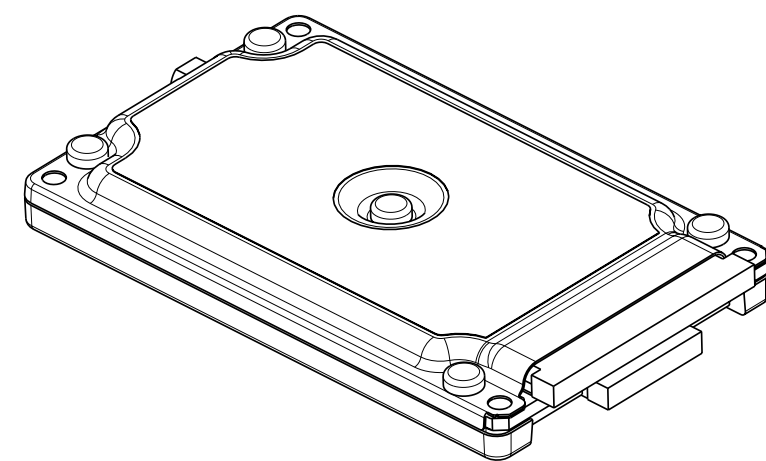
ITEM	PART NO.	DESCRIPTION	QTY
1	ASY-03996-001	ASSY-CASTING_GASKET_GPRS_OEM	1
2	FAS-02179-001	SCREW-2-56X316L_MA_PAN_POZ	5
3	HDW-03146-001	COVER-DIMPLED_GPRS_OEM	1
4	MAT-04321-000	LABEL-OEM_1902G_GPRS	1
5	Unassigned	PCB-GPRS_OEM-020430_SW0001	1



SCALE 2:1



SCALE 2:1



NOTES:

1. LOCATE PCB ASSEMBLY ON SHIELD ASSEMBLY
2. LOCATE COVER TO PREVIOUS ASSEMBLY SUCH THAT THE PCB ASSEMBLY IS SANDWICHED BETWEEN THE SHIELD AND COVER.
3. INSERT THE SCREWS AS SHOWN AND SECURE THESE TO SHIELD ASSEMBLY. TIGHTEN TO 3.5in-lb IN TIGHTENING PATTERN A-B-C-D-E.

DIMENSIONS ARE IN: mm

UNLESS OTHERWISE SPECIFIED TOLERANCES ARE:
 LINEAR: ± N/A
 ANGULAR: ± N/A°
 SURFACE FINISH N/A

INTERPRET DIMENSIONS AND TOLERANCES AS PER ANSI Y14.5M-1994

A	ECN-00XXX	NEW	DM	12-03-01
REV	ECN		DFTS	DATE
C		3rd ANGLE PROJECTION	CHANGES	
DWG SIZE		RESEARCH IN MOTION WATERLOO, ONTARIO CANADA PH: (519) 888-7465, FAX: (519) 888-6906		
APPROVALS		NAME	DATE	THE CONTENT OF THIS DOCUMENT IS RIM INTELLECTUAL PROPERTY. IT IS CONFIDENTIAL AND IS NOT TO BE DISCLOSED, REPRODUCED OR USED EXCEPT WITH THE WRITTEN PERMISSION OF RIM. COPYRIGHT 2001.
DESIGNED BY	R.PHILLIPS	11-20-01	PROJECT:	OEM 902
DRAWN BY	D.MARX	12-03-01	NAME:	ASSY-COMPL 1902G GPRS OEM
CHECKED BY	R.PHILLIPS	12-03-01	CAD MODEL FILE:	ASSY-COMPL 1902G GPRS OEM
ENG APPR'D	XXX	MM-DD-YR	SCALE	~1:1
MFC APPR'D	XXX	MM-DD-YR	SHEET	1 OF 1
SUPERSEDES	XXX	MM-DD-YR	ASY-03978-001	
SUPP'D BY	XXX	MM-DD-YR	REV A	
FILEPATH	/Root/ Folder/Products/1adpde			

4

3

2

1