

PHOTOGRAPHS OF THE TEST CONFIGURATION

Radiated Emission Test (Above 1GHz)

Z-axis




Y-axis




Radiated Emission Test (Below 1GHz)


Z-axis




Y-axis




Millimeter Wave
Radiated Emission Test (Frequency range 30MHz ~ 1GHz)



Radiated Emission Test (Frequency range 1GHz ~ 18GHz)



Radiated Emission Test (Frequency range 18GHz ~ 40GHz)



Radiated Emission Test (Frequency range 40GHz ~ 50GHz)




Radiated Emission Test (Frequency range 50GHz ~ 75GHz)




Radiated Emission Test (Frequency range 75GHz ~ 110GHz)



Radiated Emission Test (Frequency range 110GHz ~ 170GHz)



Radiated Emission Test (Frequency range 170GHz ~ 200GHz)



Radiated Emission Test (Frequency range 220GHz ~ 231GHz)

