



SONY.

3-xxx-xxx-11 (1)

Portable PCS Telephone

Operating Instructions



Final Review

CM-S2100PRC

©1997 Sony Electronics Incorporated



This telephone can be used only on the PrimeCo network.
Before operating the CM-S2100PRC portable telephone, please read this manual thoroughly and retain it for future reference.

If your usage includes in-vehicle operation, it is recommended that you refer to the Installation/Connections/Operation manual for the optional accessory kits.

DISPOSAL OF LITHIUM ION BATTERY

LITHIUM ION BATTERY.
DISPOSE OF PROPERLY.

You can return your unwanted lithium ion batteries to your nearest Sony Service Center or Factory Service Center.

Note: In some areas the disposal of lithium ion batteries in household or business trash may be prohibited.

For the Sony Service Center nearest you call 1-800-222-SONY (United States only).
For the Sony Factory Service Center nearest you call 416-499-SONY (Canada only).

WARNING

To prevent fire or shock hazard, do not expose the unit to rain or moisture.

FCC CAUTION STATEMENT

You are cautioned that any changes or modifications not expressly approved in this manual could void your authority to operate this equipment.

Owner's record

The model number, regulatory number, and serial number are located on a nameplate inside the battery compartment. Record the serial number in the space provided below. Refer to these numbers whenever you call your dealer regarding this product.

Model No.: CM-S2100PRC Serial No.: _____

© 1997 Sony Electronics Inc. All rights reserved. Reproduction without written consent expressly prohibited. Sony and Jog Dial are trademarks of Sony. All other trademarks are the property of their respective owners. Design and specifications are subject to change without notice. Talk and standby times are subject to change. Printed in USA



"Digital by QUALCOMM" is a registered trademark of QUALCOMM Incorporated.

Rules and regulations

The U.S. Federal Communications Commission and the Industry Canada regulate PCS telephone service in their respective countries. It is important for you, the PCS telephone user, to observe the applicable regulations when operating your PCS telephone in either country. In addition to these U.S. and Canadian federal regulations, you may be bound also by certain state, provincial, territorial, and local rules and regulations, as well as by your PCS carrier's tariff (the rates, terms, and conditions of its service). If you wish to use your PCS telephone in both the U.S. and Canada, please consult with your System Operator.

Furthermore, you should remember that your PCS telephone is a *radiotelephone*, — i.e., it combines both wireline technology, as used in your home or office telephone system, and radio technology — and that the scope of regulations and precautions is therefore broader than the scope of regulations and precautions relating to wireline-only telephone usage.

Some of the major points of consideration are set out below. Please note, however, that these "Rules and Regulations" and "Safety Precautions" sections do not constitute legal advice; and are intended merely for general information purposes. If you have specific questions, please contact your PCS carrier (System Operator).

License — If your home system is in the U.S., you do not require a separate license to operate your PCS telephone; obtaining a PCS telephone access number is sufficient to register you as a user. If your home system is in Canada, a separate license is required; your carrier will assist you in the licensing

process. If you wish to use your PCS telephone on both sides of the border, please contact your PCS carrier (System Operator).

Equipment modifications — The U.S. Federal Communications Commission has type-approved the model of PCS telephone which you have purchased, and has allocated a specific frequency range for PCS service. No changes or adjustments are to be made to your PCS telephone.

The radio equipment shall be made available for inspection upon request by representatives of the FCC or licensees.

Denial of service — A PCS carrier may deny service temporarily or terminate service for violation of any government regulations or violation of its tariff.

Privacy — As a telephone user, you have come to assume a certain standard of privacy when you place or receive a telephone call via the traditional wireline systems. However, because PCS telephones utilize radio transmissions to effect calls, the same standard cannot always be assured. While it is unlawful for any unauthorized person to divulge or use any information obtained from intercepting or "listening in on" conversations intended for others, you should not assume that your conversation is completely secure. Commercially available scanning equipment can permit a third party to monitor the radio channels used for PCS telephone calls.

Interference — No person shall interfere with, or cause interference to, any radio communication or signal.



Safety precautions

IMPORTANT

For safe and efficient operation of your phone, observe these guidelines.

Your dual mode (analog/digital CDMA) hand-held portable PCS telephone uses digital Code Division Multiple Access (CDMA) technology. CDMA is a newer radio frequency (RF) technology than the FM technology that has been used for radio communications for decades.

Your dual mode portable cellular/PCS telephone is a radio transmitter and receiver. When the phone is ON, it receives and sends out radio frequency (RF) energy. The phone operates in the frequency range of 1851 MHz to 1989 MHz. When you use your phone, the PCS system handling your call controls the power level at which your phone transmits. In the digital CDMA mode, the power is transmitted as a digitally coded waveform at a rate varying from 100 Hz to 800 Hz. The average power can range from about 0.01 μ W to about 300 mW.

Exposure to radio frequency energy

Research on health effects from RF energy has focused for many years on FM radio technology. That research and studies regarding newer radio technologies, such as CDMA, have found no credible scientific evidence that adverse health effects result from the use of PCS telephones.

The Institute of Electrical and Electronics Engineers (IEEE) in 1991, and The American National Standards Institute (ANSI) in 1992, updated the 1982 ANSI Standard for safety levels with respect to human exposure to RF

energy. Over 120 scientists, engineers, and physicians from universities, government health agencies, and industry, reviewed the available research and developed this updated Standard. In March 1993, the U.S. Federal Communications Commission (FCC) proposed the adoption of this updated Standard.

The design of your phone complies with this updated Standard. Of course, if you want to limit RF exposure even further than the updated ANSI Standard, you may choose to control the duration of your calls and operate your phone in the most power efficient manner.

Efficient phone operation

For your phone to operate at the lowest power level consistent with satisfactory call quality, please observe the following guidelines:

Your phone has an extendable antenna; extend it fully whenever possible for maximum efficiency.

Hold the phone as you would any other telephone. While speaking directly into the mouthpiece, position the antenna up and over your shoulder.

Do not hold the antenna when the phone is in use. Holding the antenna affects call quality and may cause the phone to operate at a higher power level than needed.

Antenna care and replacement

Do not use the phone with a damaged antenna. If a damaged antenna comes into contact with the skin, a minor burn may result. Replace a damaged antenna immediately. Take your phone to an authorized service center for repair.

Use only the supplied or approved antenna. Unauthorized antennas, modifications, or attachments could impair call quality, damage the phone, and violate FCC regulations.

Driving

Check the laws and regulations on the use of PCS telephones in the areas where you drive. Always obey them. Also, when using your phone while driving, please:

- pay full attention to driving;
- use hands-free operation, if available;
- pull off the road and park before making or answering a call, if driving conditions so require.

Electronic devices

Most modern electronic equipment is shielded from RF energy. However, RF energy from PCS telephones may affect some electronic equipment.

RF energy may affect improperly installed or inadequately shielded electronic operating and entertainment systems in motor vehicles. Check with the manufacturer or its representative to determine if these systems are adequately shielded from external RF energy. You also should check with the manufacturer of any equipment that has been added to your vehicle.

Medical devices

Consult the manufacturer of any personal medical devices (such as pacemakers, hearing aids, etc.) to determine if they are adequately shielded from external RF energy. Your physician may be able to assist you in obtaining this information.

Turn your phone OFF in health care facilities when regulations posted in the areas instruct you to do so. Hospitals or

health care facilities may be using equipment that could be sensitive to external RF energy.

Aircraft

Turn your phone OFF before boarding any aircraft.

- Use it on the ground only with crew permission.
- Do not use in the air.

To prevent possible interference with aircraft systems, U.S. Federal Aviation Administration (FAA) regulations require you to have permission from a crew member to use your phone while the plane is on the ground. To prevent interference with PCS systems, FCC regulations prohibit using your phone while the plane is in the air.

Children




Do not allow children to play with your phone. It is not a toy. Children could hurt themselves or others (by poking themselves or others in the eye with the antenna, for example). Children also could damage the phone or make calls that increase your telephone bills.

Blasting areas

To avoid interfering with blasting operations, turn your unit OFF when in a "blasting area" or in areas posted: "Turn off two-way radio." Construction crews often use remote control RF devices to set off explosives.


Potentially explosive atmospheres

Turn your phone OFF when in any area with a potentially explosive atmosphere. It is rare, but your phone or its accessories could generate sparks. Sparks in such areas could cause an explosion or fire resulting in bodily injury or even death.



Areas with a potentially explosive atmosphere are often, but not always, clearly marked. They include fueling areas such as gas stations; below deck on boats; fuel or chemical transfer or storage facilities; areas where the air contains chemicals or particles, such as grain, dust, or metal powders; and any other area where you would normally be advised to turn off your vehicle's engine.

Do not transport or store flammable gas, liquid, or explosives in the compartment of your vehicle which contains your phone or accessories.



Vehicles using liquefied petroleum gas (such as propane or butane) must comply with the National Fire Protection Standard (NFPA-58). For a copy of this standard, contact the National Fire Protection Association, One Batterymarch Park, Quincy, MA 02269, Attn: Publication Sales Division.




Table of contents

	Rules and regulations	3	
	Safety precautions	4	
Getting Started	Unpacking your phone	8	Getting Started
	Looking at your phone	10	
	Charging the battery pack	13	
	Turning the phone on	16	
	Using the Jog Dial™ navigator	17	
Basic Operations	Making calls	18	Basic Operations
	Receiving calls	20	
Quick Ways to Make Calls	Storing phone numbers in the Phone Book	22	
	Calling from the Phone Book	28	
	Searching the Phone Book	30	
	Calling from the Call Log	33	
	Sending DTMF signals from the Phone Book	35	
Advanced Features	About the Features menus	36	Quick Ways to Make Calls
	Adjusting the volume	38	
	Checking and setting the timers	42	
	Checking billing information	44	
	Using the Directory	45	
	Miscellaneous extra features	51	
	Setting security options	54	
	Setting display options	59	
	Adjusting network settings	63	
	Using the Short Messaging Service	67	
Additional Information	Troubleshooting	74	Advanced Features
	List of menu items	75	
	Specifications	77	
	Glossary	78	
	Index	81	Additional Information

Specifications

Frequency range	Transmit: 1851.25 to 1908.75 MHz Receive: 1931.25 to 1988.75 MHz
Dimensions	5.7 x 2.0 x 1.5 inches (h/w/d) (not including antenna) (146 x 50 x 37 mm)
Mass (weight)	Approx. 7.2 oz (203 g) (including battery)
RF power output	0.01 μ W to 420 mW
Operational temperature	-22°F to +140°F (-30°C to +60°C) (excluding battery pack)
Supplied Accessories	QN-003BPLH Hi-Cap Li-Ion Battery Pack (1) QN-001AC AC Adapter (1) Hand strap (1)
Optional Accessories	QN-002BCD Dual Slot Battery Charger QN-003BPLH Hi-Cap Li-Ion Battery Pack QN-004BPLS Slim Li-Ion Battery Pack QN-005BPNM Ni-MH Battery Pack QN-006BPNC Ni-Cd Battery Pack QN-007HFK Hands-Free Car Kit QN-008CLA Rapid Charging Cigarette Lighter Adapter QN-009TA Travel Adapter QN-010LC Carrying Case QN-011PH Hands-Free Privacy Phone QN-012DA Data Cable QN-013HC Auto Holding Cradle QN-016SKT Starter Kit (Carrying Case, Single Slot Charging Stand, Rapid Charging Cigarette Lighter Adapter)

Additional
Information

Design and specifications are subject to change without notice.



SONY Wireless Hotline Number in USA

If you have any questions or comments, please call:
SONY WIRELESS HOTLINE
1-800-578-SONY (7669)

©1997 Sony Electronics Incorporated

Printed in USA

