
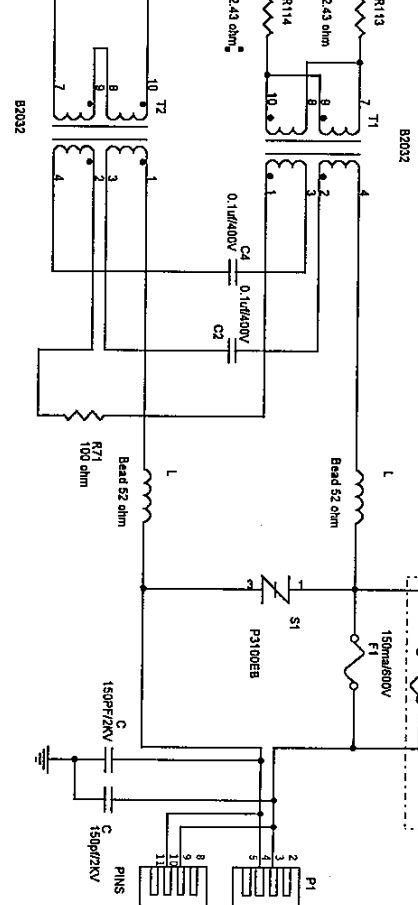
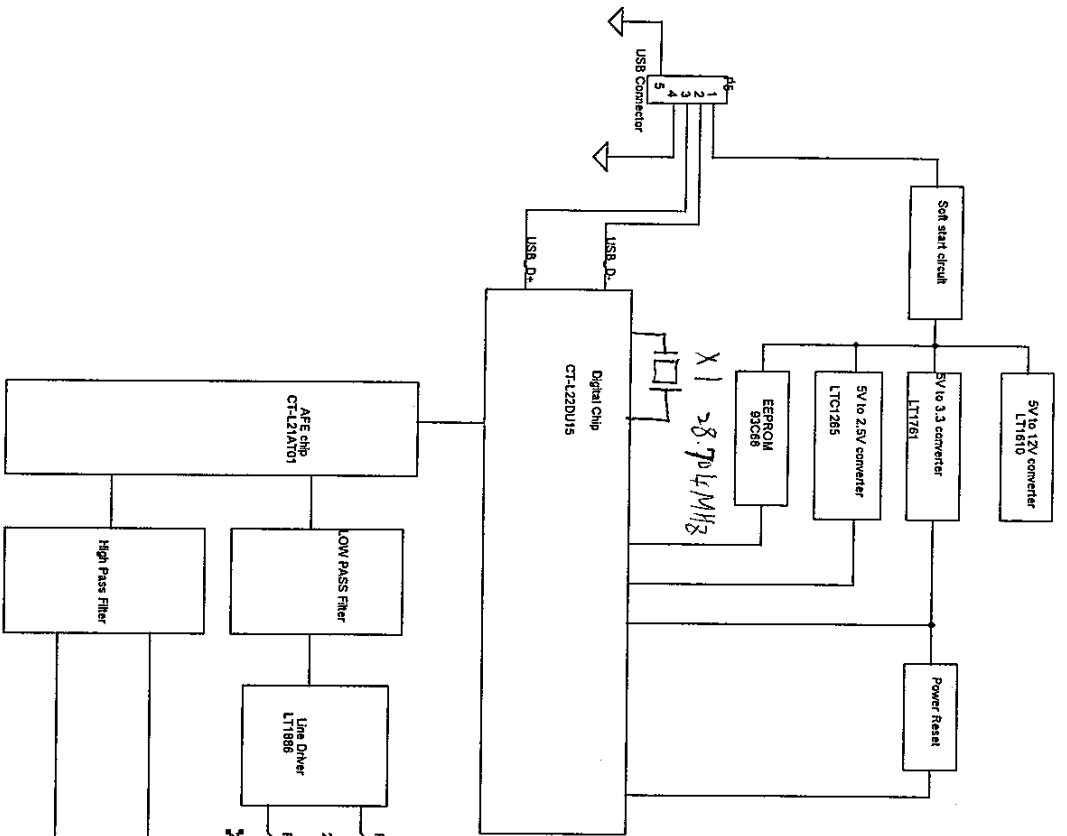


***EXHIBIT E***

***Block Diagram***



Rev D : For PA2150001001  
 Rev E : PCB PA2150001001 with EEPROM rework (see page 5)  
 Rev F : PCB PA2150001003 with EEPROM ECN (see page 5)  
 Rev G : PA2150001005 (EMI modification) ----  
 Page2 -- add I19~23 , C169, C172  
 Page9 -- add , L25, L26, C170, C171  
 C42, C43, C139, C140, C79 -- 22uF/16V -> 33uF/16V

Title	Optimize USB ADSL Modem
Scale	B
Document Number	Block diagram
Date	Thursday, February 17, 2000
Sheet	1 of 9
Rev	G