

Figure 1 - Transmitter Board (Top) Mounted on Test Board




Figure 2 - Transmitter Board (Top) Shield Removed




Figure 3 Transmitter Board (Top) Shield Installed






Figure 4 Transmitter Board (Bottom)