

	48	5240	-
	149	5745	18.46
	157	5785	18.18
	165	5825	18.38
802.11n 40	38	5190	-
	46	5230	-
	151	5755	35.98
	159	5795	36.02
802.11ac 40	38	5190	-
	46	5230	-
	151	5755	36.21
	159	5795	35.92
802.11ax 40	38	5190	-
	46	5230	-
	151	5755	37.02
	159	5795	36.69
802.11ax 80	42	5210	-
	155	5775	78.06
802.11ac 80	42	5210	-
	155	5775	77.96

4.4.9 6DB BW PLOTS

Path A 11a20; 6dB BW



802.11a ch149



802.11a ch157



802.11a ch165



802.11n ch149



802.11n ch157



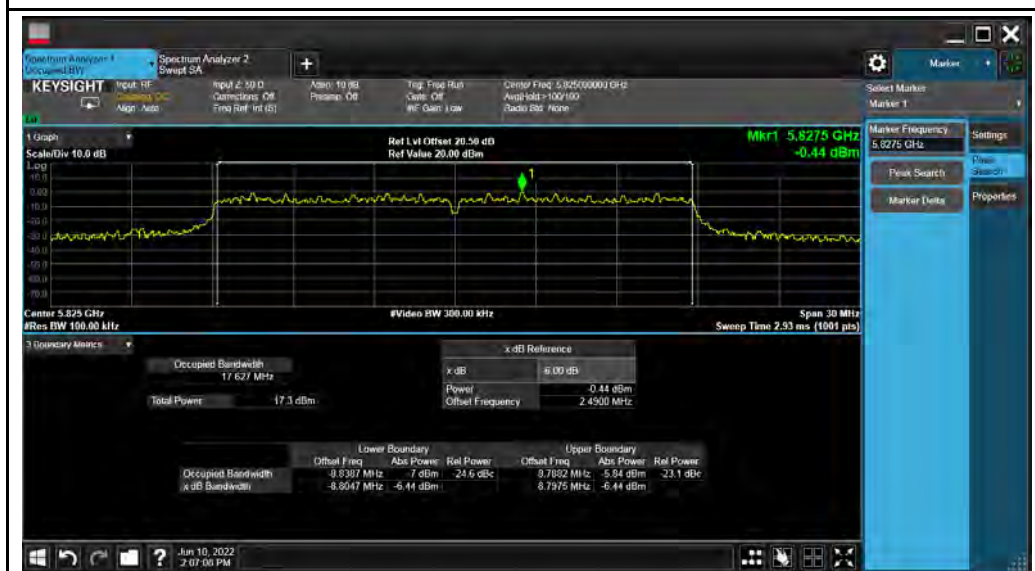
802.11n ch165



802.11ac ch149



802.11ac ch157



802.11ac ch165



802.11ax ch149



802.11ax ch157



802.11ax ch165

11n 40



802.11 n40 ch151



802.11n40 ch159

11ac 40



802.11 ac40 ch151



802.11ac ch159

11ax 40

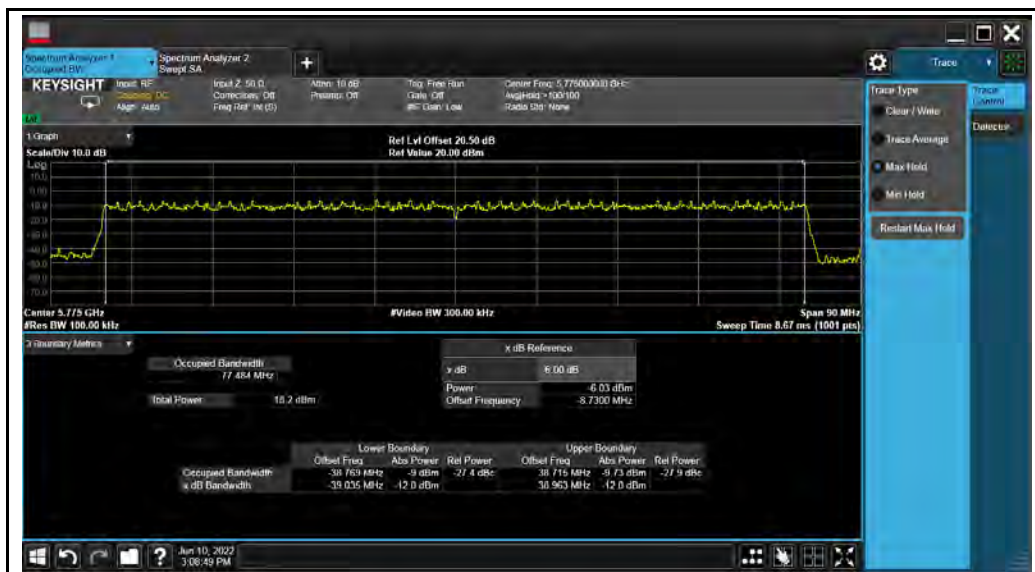


802.11ax40 ch151



802.11ax40 ch159

11ac 80 OBW



802.11ax80 ch155



802.11ac80 ch155

Path B 11a20; 6dB BW



802.11a ch149



802.11a ch157



802.11a ch165



802.11n ch149



802.11n ch157



802.11n ch165



802.11ac ch149



802.11ac ch157



802.11ac ch165



802.11ax ch149



802.11ax ch157



802.11ax ch165

11n 40



802.11 n40 ch151



802.11n40 ch159

11ac 40



802.11 ac40 ch151



802.11ac ch159

11ax 40



802.11ax40 ch151

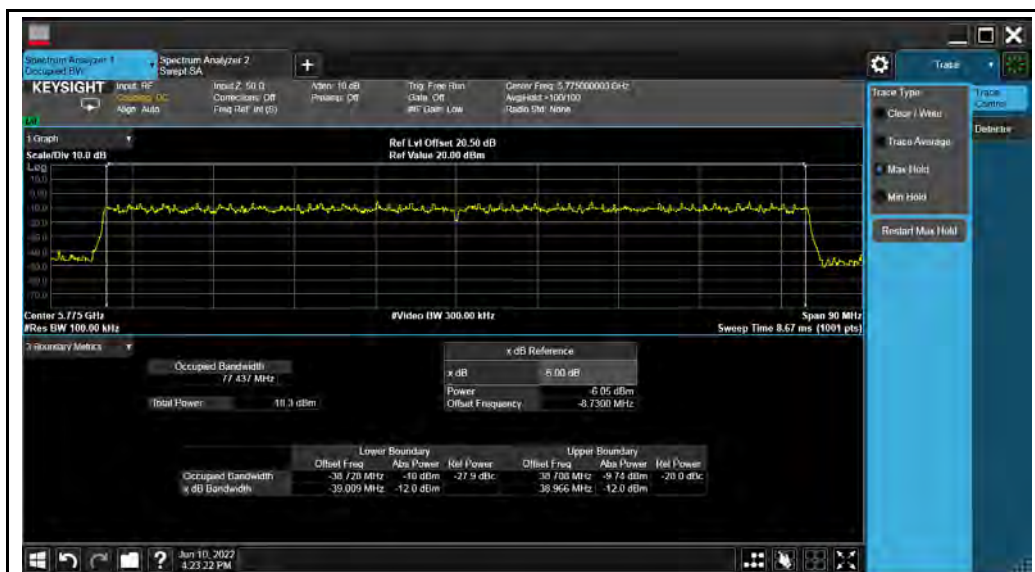


802.11ax40 ch159

11ac 80 OBW



802.11ax80 ch155



802.11ac80 ch155

4.4.10 OCCUPIED BANDWIDTH PLOTS Path B



802.11a ch36



802.11a ch40



802.11a ch48



802.11a ch140



802.11a ch149



802.11a ch157



802.11a ch165



802.11n20 ch36



802.11n20 ch40



802.11n20 ch48



802.11n20 ch149



802.11n20 ch157



802.11n20 ch165



802.11ac20 ch36



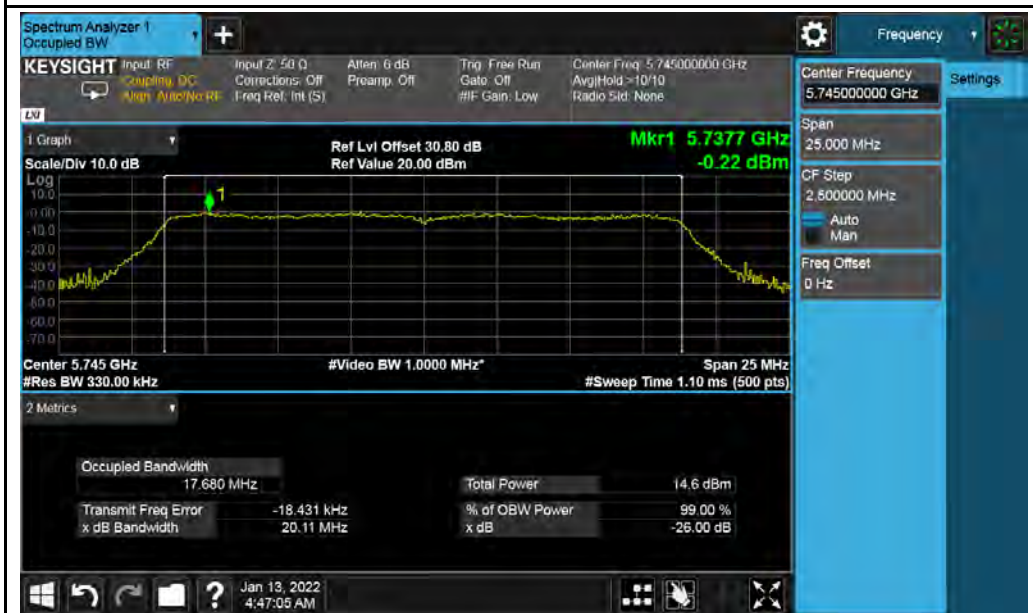
802.11ac20 ch40



802.11ac20 ch48



802.11ac20 ch140



802.11ac20 ch149



802.11ac20 ch157



802.11ac20 ch165



802.11ax20 ch36



802.11ax20 ch40



802.11ax20 ch48



802.11ax20 ch140



802.11ax20 ch149



802.11ax20 ch157



802.11ax20 ch165



802.11n40 ch38



802.11n40 ch46



802.11n40 ch151



802.11n40 ch159



802.11ac40 ch38



802.11ac40 ch46



802.11ac40 ch151



802.11ac40 ch159



802.11ax40 ch38



802.11ax40 ch46



802.11ax40 ch151



802.11ax40 ch159



802.11ax80 ch42



802.11ax80 ch155

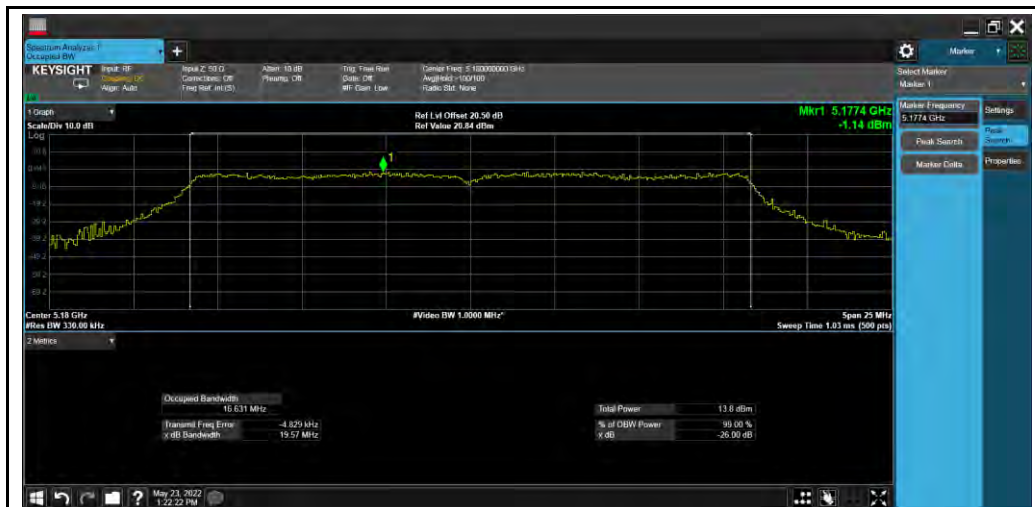


802.11ac80 ch42



802.11ac80 ch155

Path A
Path A 11a20



802.11a ch36



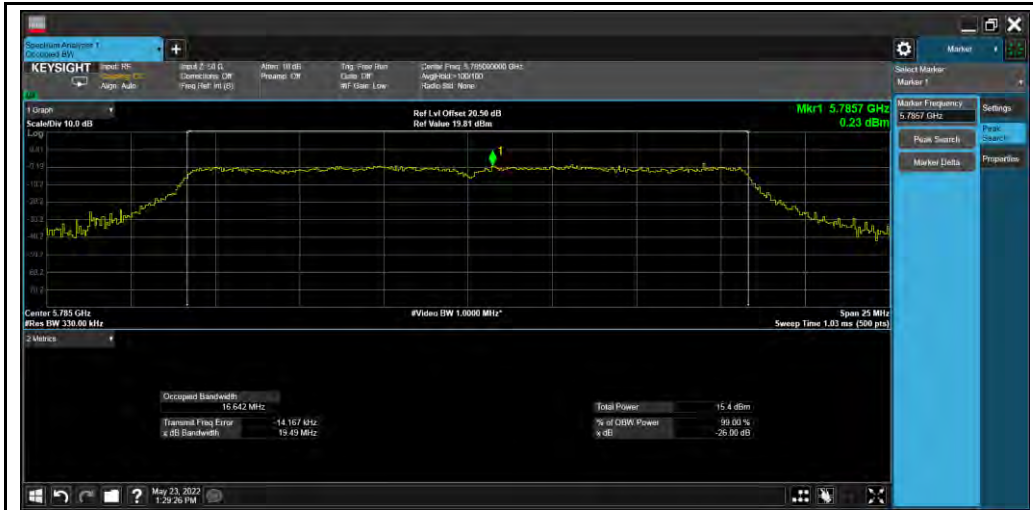
802.11a ch40



802.11a ch48



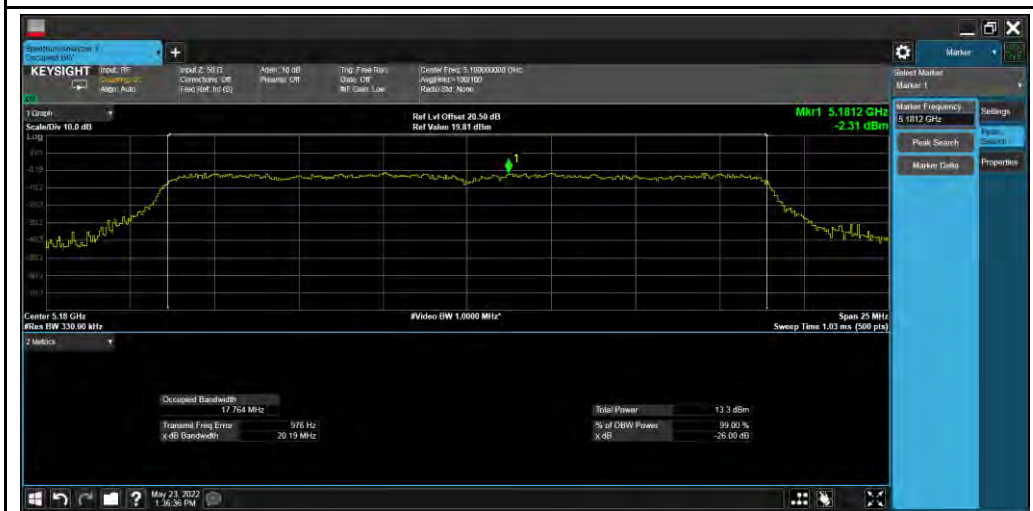
802.11a ch149



802.11a ch157



802.11a ch165



802.11n ch36



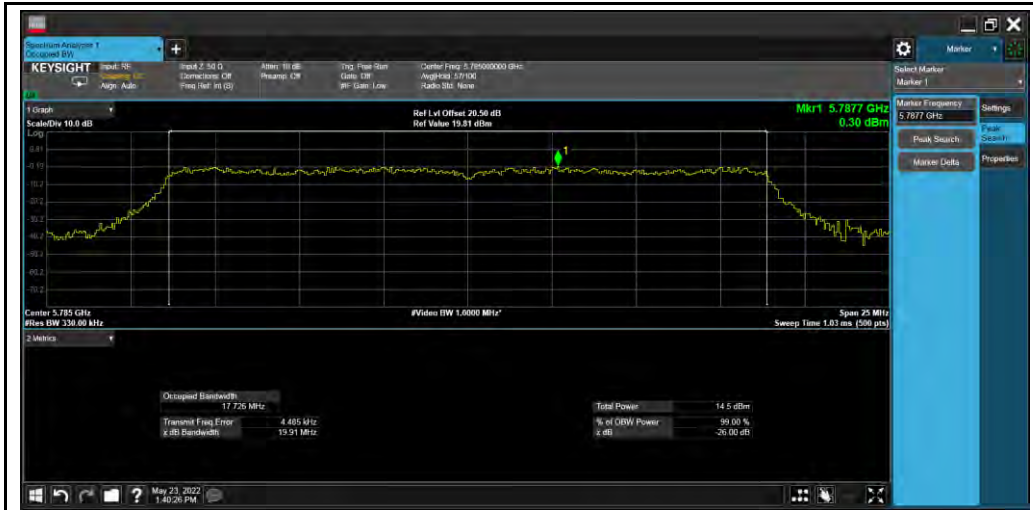
802.11n ch40



802.11n ch48



802.11n ch149



802.11n ch157



802.11n ch165



802.11ac ch36



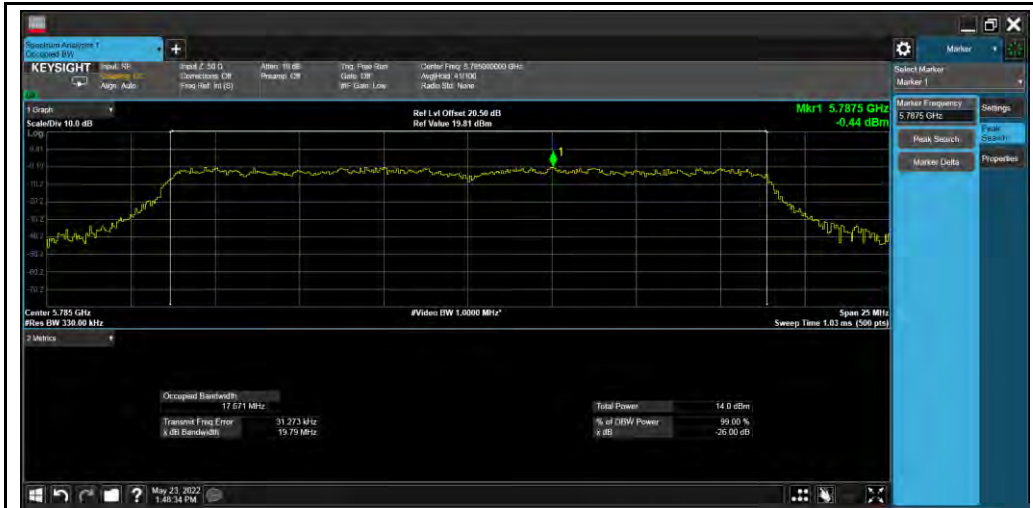
802.11ac ch40



802.11ac ch48



802.11ac ch149



802.11ac ch157



802.11ac ch165



802.11ax ch36



802.11ax ch40



802.11ax ch48



802.11ax ch149

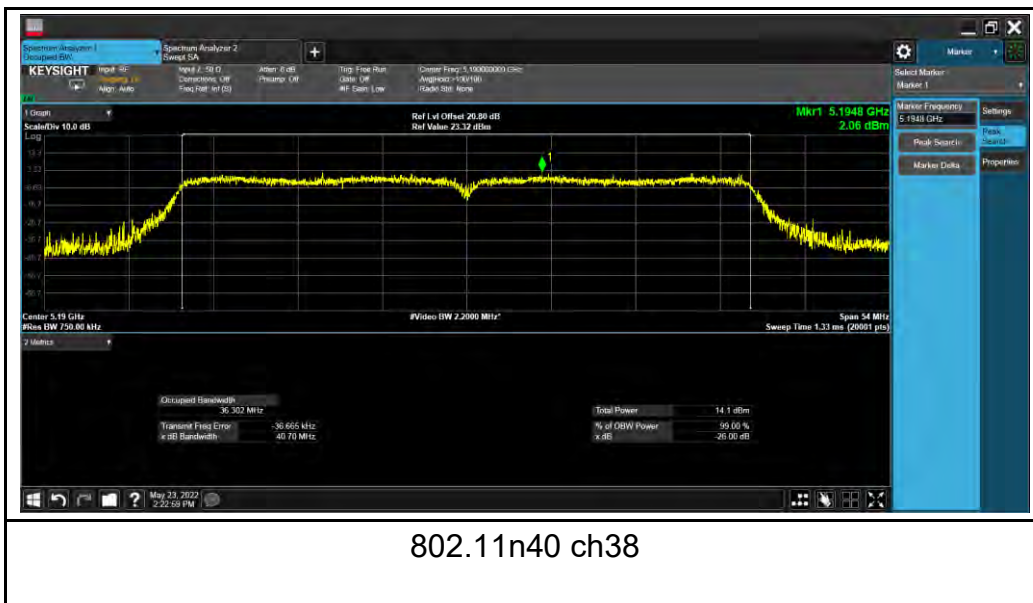


802.11ax ch157

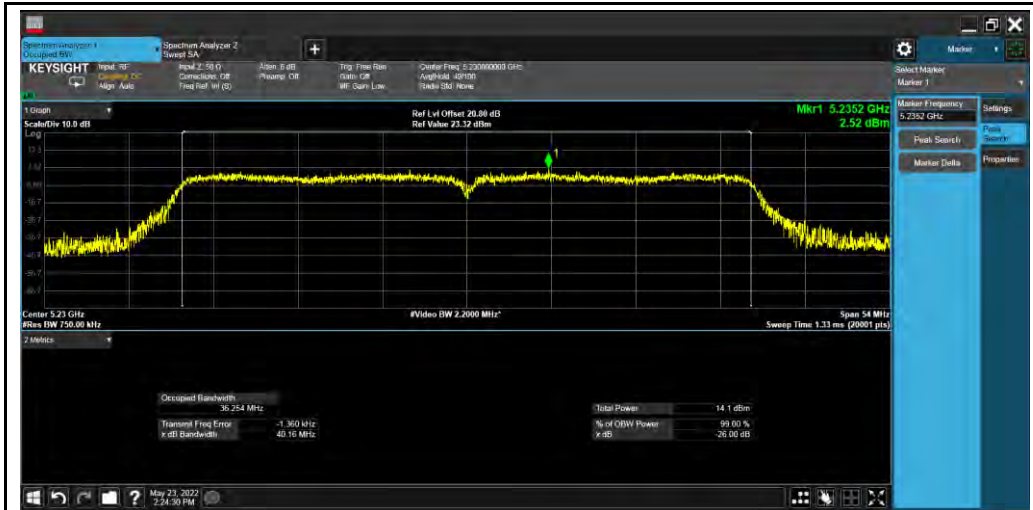


802.11ax ch165

11n 40



802.11n40 ch38



802.11n40 ch46

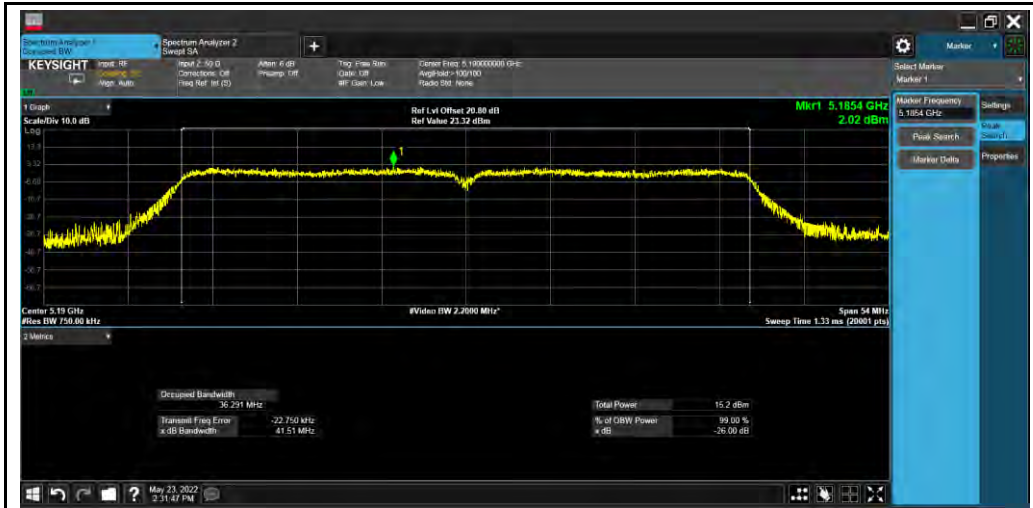


802.11 n40 ch151

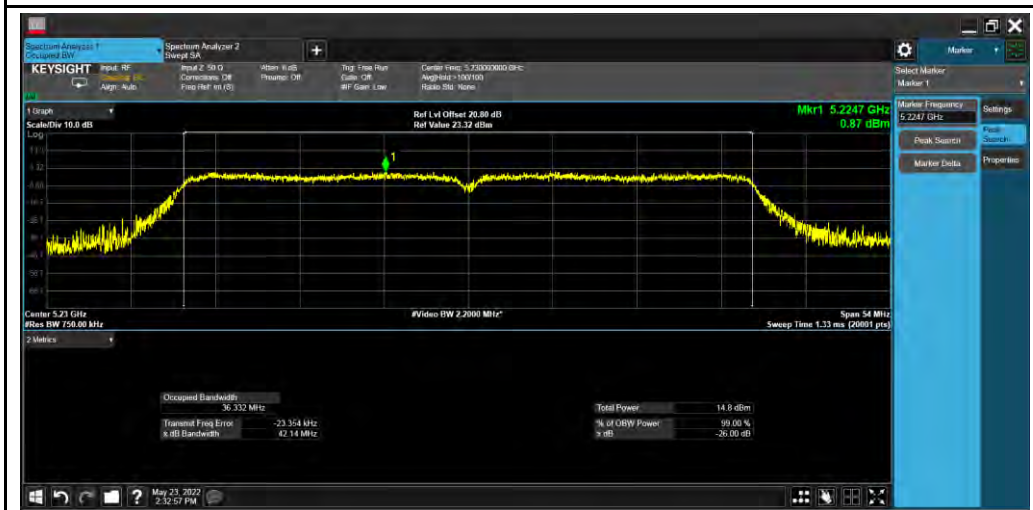


802.11n40 ch159

11ac 40



802.11ac40 ch38



802.11nac40 ch46

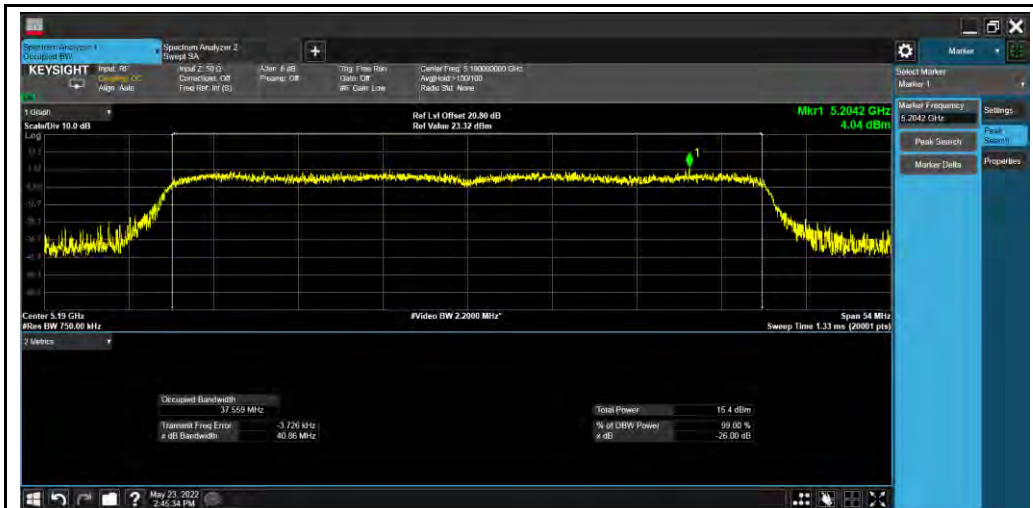


802.11 ac40 ch151

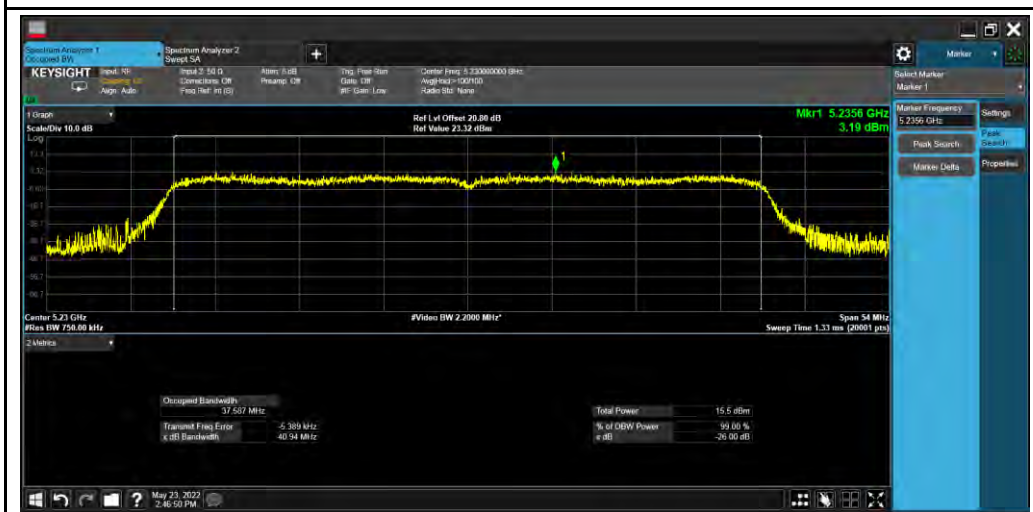


802.11ac ch159

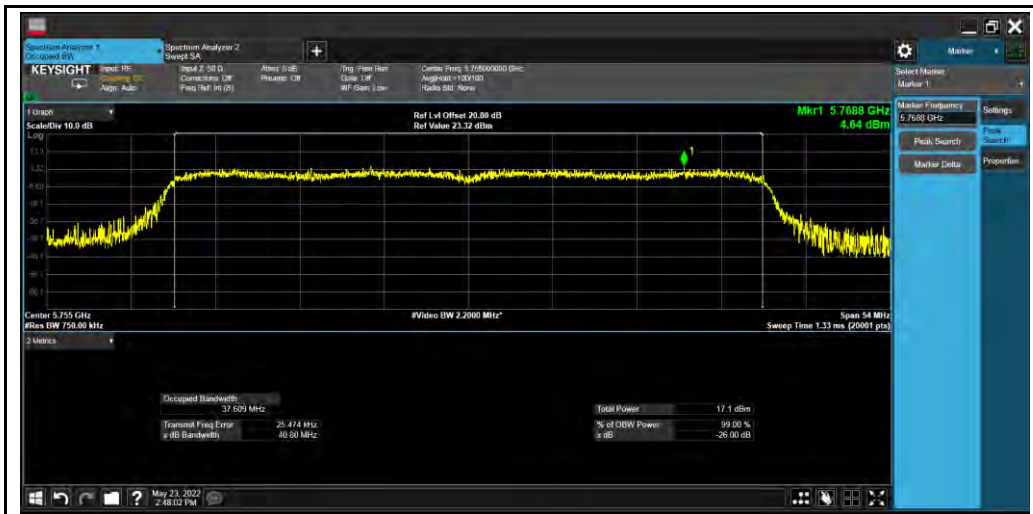
11ax 40



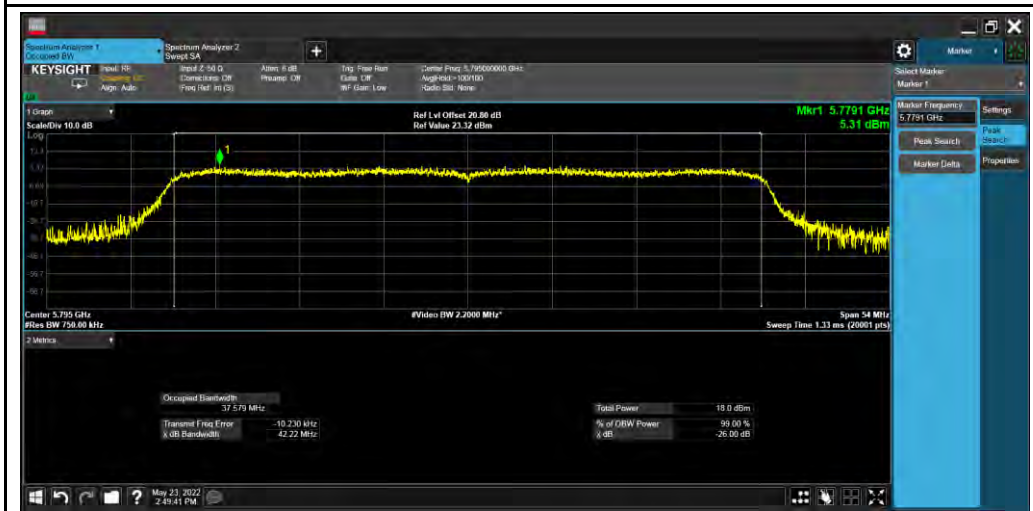
802.11ax40 ch38



802.11ax40 ch46



802.11ax40 ch151



802.11ax40 ch159

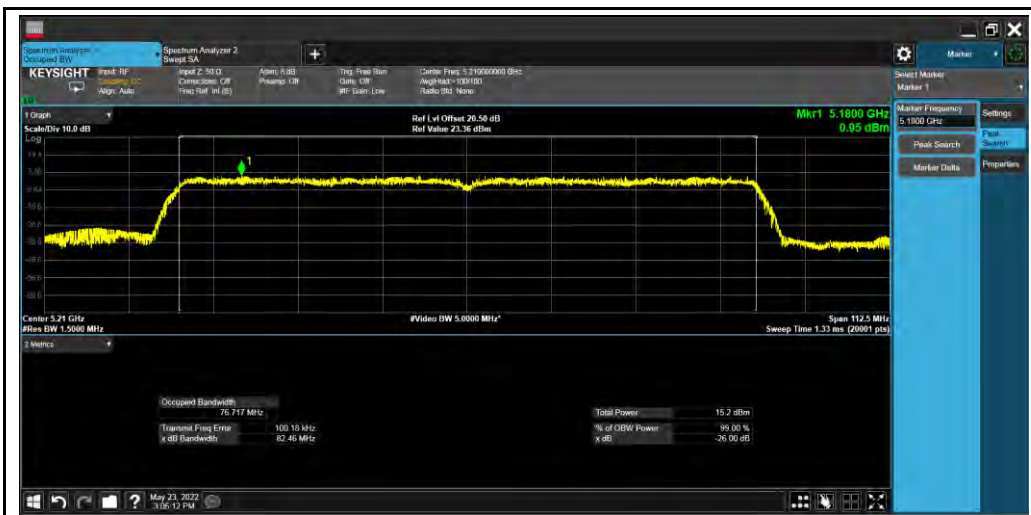
11ac 80 OBW



802.11ax80 ch42



802.11ax80 ch155



802.11ac80 ch42



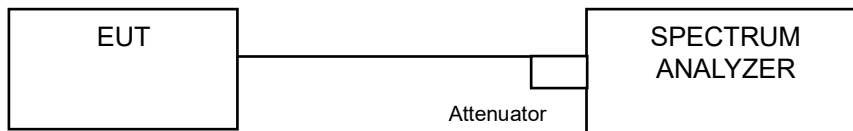
802.11ac80 ch155

4.5 26dB Bandwidth & 6dB Bandwidth Measurement

4.5.1 Limits of 6 dB Bandwidth Measurement

The minimum of 6 dB Bandwidth Measurement is 0.5 MHz.

4.5.2 Test Setup



4.5.3 Test Instruments

Refer to section 4.1.2 to get information of above instrument.

4.5.4 6dB and 26dB BW Test Procedure

26dB Emission bandwidth measurement procedure (Other than 5.725-5.85 GHz)

- Allow the trace to stabilize.
- Use the spectrum analyzer built-in measurement function to determine the 26dB BW.
Set RBW = around 1% of emission bandwidth
Set VBW > RBW
Detector = Peak
Trace mode = max hold
- Capture the plot.
- Repeat above steps for different test channel and other modulation type.

6 dB Minimum emission bandwidth measurement procedure

- Allow the trace to stabilize.
- Use the spectrum analyzer built-in measurement function to determine the 6dB BW.
Set RBW = 100 KHz
Set VBW $\geq 3 \times$ RBW
Detector = Peak
Trace mode = max hold
Sweep = auto couple
- Capture the plot.
- Repeat above steps for different test channel and other modulation type.

26dB

Occupied Bandwidth Test Plots- UNII-1 Band



802.11a ch36



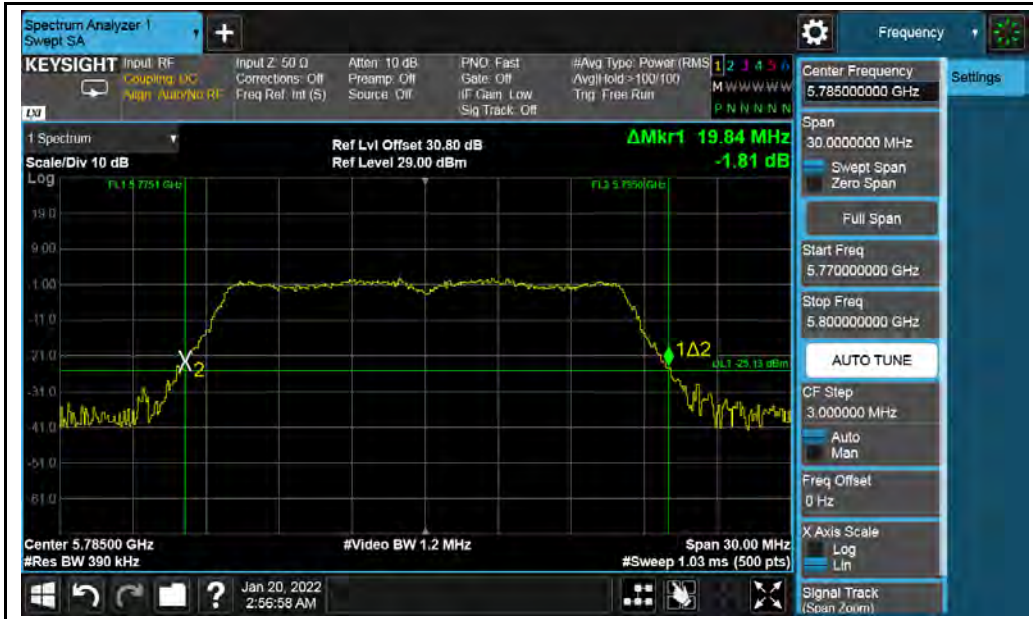
802.11a ch40



802.11a ch48



802.11a ch149



802.11a ch157



802.11a ch165



802.11n20 ch36



802.11n20 ch40



802.11n20 ch48



802.11n20 ch149



802.11n20 ch157



802.11n20 ch165



802.11ac20 ch36



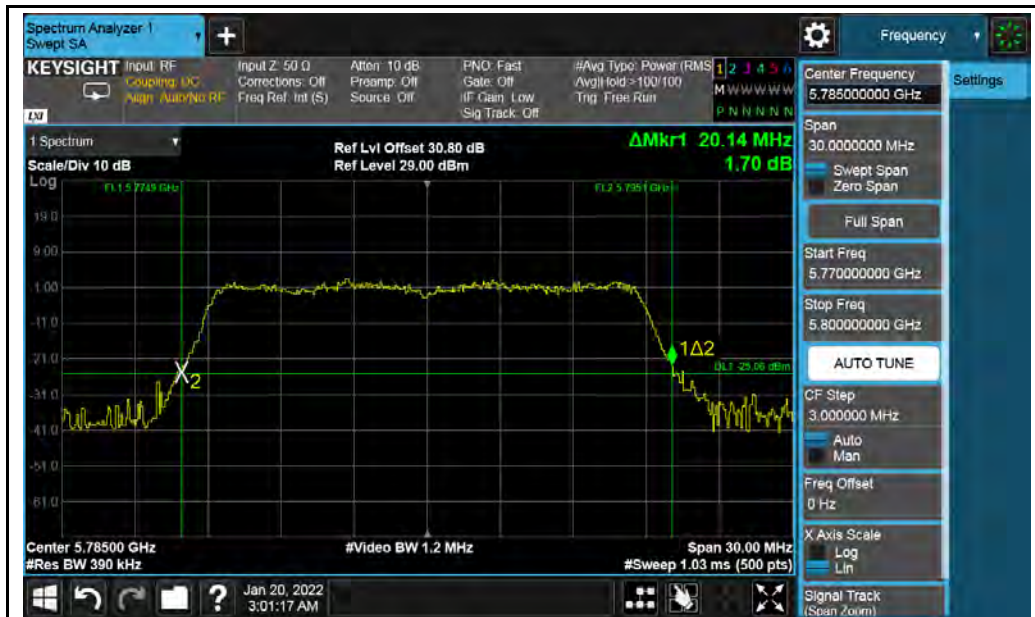
802.11ac20 ch40



802.11ac20 ch48



802.11ac20 ch149



802.11ac20 ch157



802.11ac20 ch165



802.11ax20 ch36



802.11ax20 ch40



802.11ax20 ch48



802.11ax20 ch149



802.11ax20 ch157



802.11ax20 ch165



802.11n40 ch38



802.11n40 ch46



802.11n40 ch151



802.11n40 ch159



802.11ac40 ch38



802.11ac40 ch46

802.11ac40 ch134



802.11ac40 ch151



802.11ac40 ch159



802.11ax40 ch38



802.11ax40 ch46



802.11ax40 ch151



802.11ax40 ch159



802.11ax80 ch42



802.11ax80 ch155

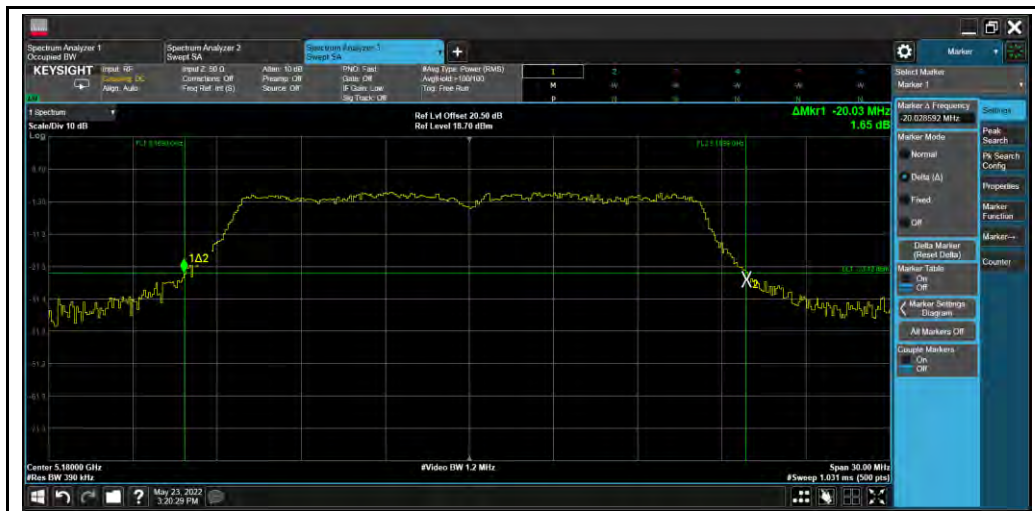


802.11ac80 ch42

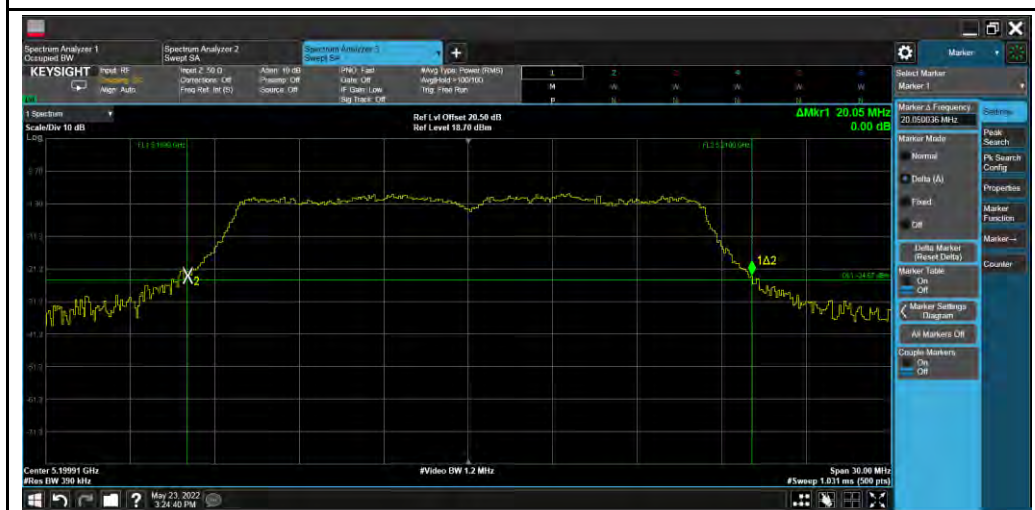


802.11ac80 ch155

Path A 26dB



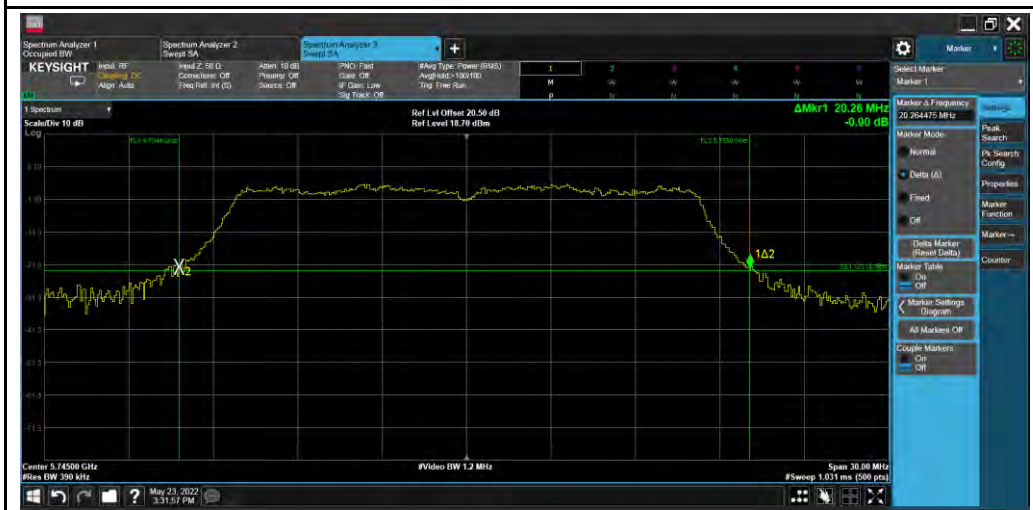
802.11a ch36



802.11a ch40



802.11a ch48



802.11a ch149



802.11a ch157



802.11a ch165



802.11n ch36

