

7 CONDUCTED & RADIATED MEASUREMENT PHOTOS

7.1 Conducted emission measurement setup

The photographs underneath show the tested device during the mains conducted emission measurement setup.




photo 1, measurement setup during the conducted emission measurement





photo 3, measurement setup during H-field emission measurements at 3 meter



7.2 Radiated emission measurement setup (OATS)

The photographs underneath show the tested device during the E- and H-field emission measurements at the OATS.




photo 2, measurement setup during E-field emission measurements at 3 meter