

## Measurement Results

1-1566/20-01-08\_log1\_conducted

[Test logging](#)

---

This addendum is electronically signed and valid without handwritten signature.  
For verification of the electronic signatures, the public keys can be requested at the testing laboratory.

Document authorized:

---

---

Michael Dorongovski  
Lab Manager  
Radio Communications

## Table of Content

EUT Summary	3
1. FCC Part 15.247 Bandwidth 6dB DTS ~ BT LE 1 Msps	4
2. FCC Part 15.247 Peak Power Spectral Density DTS ~ BT LE 1 Msps	8
3. FCC Part 15.247 Bandwidth 99PCT-20dB ~ BT LE 1 Msps	12
4. FCC Part 15.247 TX Spurious Conducted ~ BT LE 1 Msps	19
5. FCC Part 15.247 Restricted Band Edge Conducted Peak DTS Video Avg (cond) ~ BT LE 1 Msps	23
6. FCC Part 15.247 Maximum Peak Conducted Output Power DTS ~ BT LE 1 Msps	26
7. Common2G4 Peak OP 3MHz/3MHz ~ BT LE 1 Msps	33

## EUT Summary

EUT DEFINITION	
Manufacturer	PHONAK Communications AG
Type	Roger On
Kind	NI
Serial Number   Setup Number	NI   1.0
Version SW   FW   HW	NI   NI   NI
Comment 1   2	BTLE DTM
Temperature [°C] Min   Nom   Max	0   20   40
Voltage [V] Min   Nom   Max @Current Max [A]	4.5   5   5.5 @1

EUT Common Settings BT Low Energy	
Intermodulation Value N	3
Image Freq. Low   Mid   High [MHz]	0   0   0
Power Class	2
1 Mbps supported	True   TXpayload 255   RXpayload 255
2 Mbps supported	False   TXpayload 255   RXpayload 255
Longrange S8 supported	False   TXpayload 255   RXpayload 255
Longrange S2 supported	False   TXpayload 255   RXpayload 255
Signaling Settings	WS_USB_RS232   HCI   13   115200   None   S1   None   Off
Signaling RF Settings	RF1com   0   0   On
User Interaction	No
Switch Matrix & Pathcompensation enabled	Yes

## 1. FCC Part 15.247 Bandwidth 6dB DTS ~ BT LE 1 Msps

Test References	
TC Start	22.02.2021 11:39:44
Ambit Temp [°C]   Humidity [rel%]	0.0   0
System Version	1.9.9.9
Test Specification	FCC Part 15.247
Test Method	99
TC Version	0.0.1
My Description	FCC 15.247 Bandwidth 6dB DTS - BT LE 1 Msps
Add. Information	

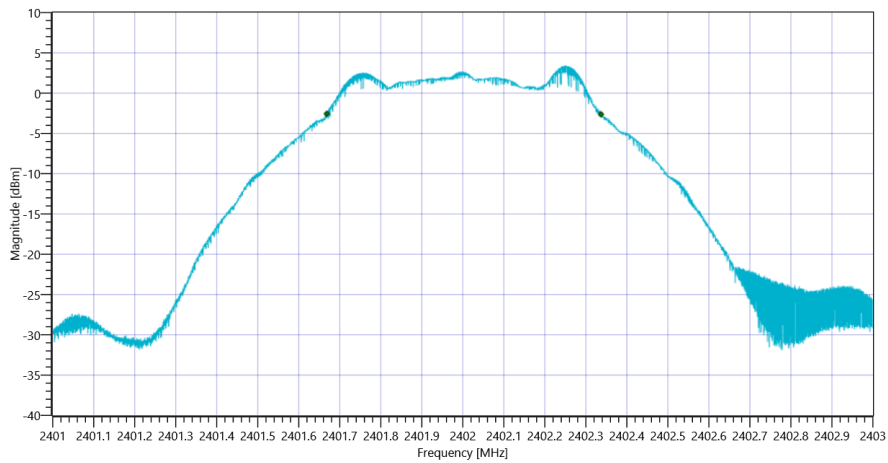
Test Parameter	
Technology to test	BT LE 1 Msps
Antenna Port used	1
Temperature	nom
Voltage	nom
Frequency low to test	True   Freq [MHz] 2402
Frequency mid to test	True   Freq [MHz] 2440
Frequency high to test	True   Freq [MHz] 2480
Auto Control enabled Power Supply   Climatic Box	No   No
Additional Path Loss [dB]	0.7
Switched Path	EUT - SignalingUnit - SpectrumAnalyzer
Devices in use	SA: Rohde&Schwarz,FSV-30,1321.3008K30/103170,3.60

## Test at TX 2402 MHz

DTM Connection check					
Test Description	Lower Limit	Upper Limit	Measured	Unit	Verdict
Connection result	---	---	---	---	DTM Reset is off, no connection check possible

READ SA SETTINGS:	
RefLevel [dBm]   RefLevelOffset [dB]   InpAtt [dB]	8.47   10.86   15
Start [MHz]   Stop [MHz]	2401.000   2403.000
RBW [MHz]   VBW [MHz]	0.100000   0.300000
Detector   TraceMode	POS   MAXH
Sweep: Time [ms]   Count   Points per Section   Type	50   200   10001   SWE

RESULT					
Test Description	Lower Limit	Upper Limit	Measured	Unit	Verdict
DTS Bandwidth (6dB)	500	---	668	kHz	PASS



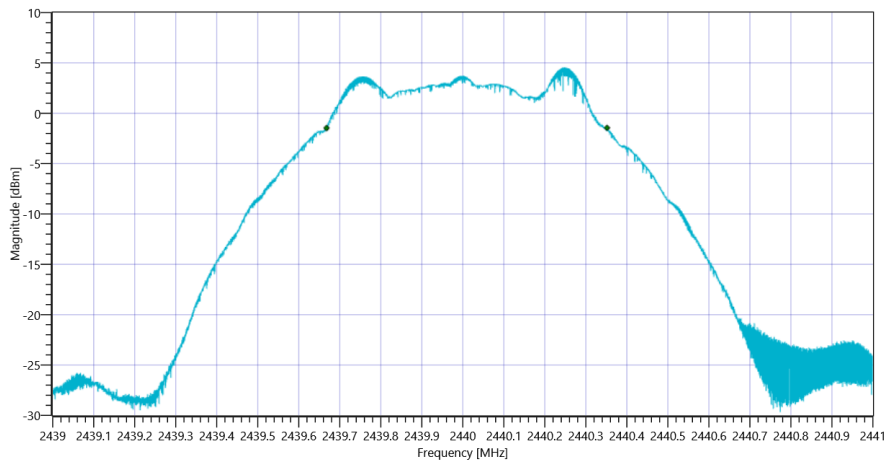
Plot\_FCC Part 15.247 Bandwidth 6dB DTS ~ BT LE 1 Msps\_22022021\_114015.png

## Test at TX 2440 MHz

DTM Connection check					
Test Description	Lower Limit	Upper Limit	Measured	Unit	Verdict
Connection result	---	---	---	---	DTM Reset is off, no connection check possible

READ SA SETTINGS:	
RefLevel [dBm]   RefLevelOffset [dB]   InpAtt [dB]	9.60   10.94   15
Start [MHz]   Stop [MHz]	2439.000   2441.000
RBW [MHz]   VBW [MHz]	0.100000   0.300000
Detector   TraceMode	POS   MAXH
Sweep: Time [ms]   Count   Points per Section   Type	50   200   10001   SWE

RESULT					
Test Description	Lower Limit	Upper Limit	Measured	Unit	Verdict
DTS Bandwidth (6dB)	500	---	684	kHz	PASS



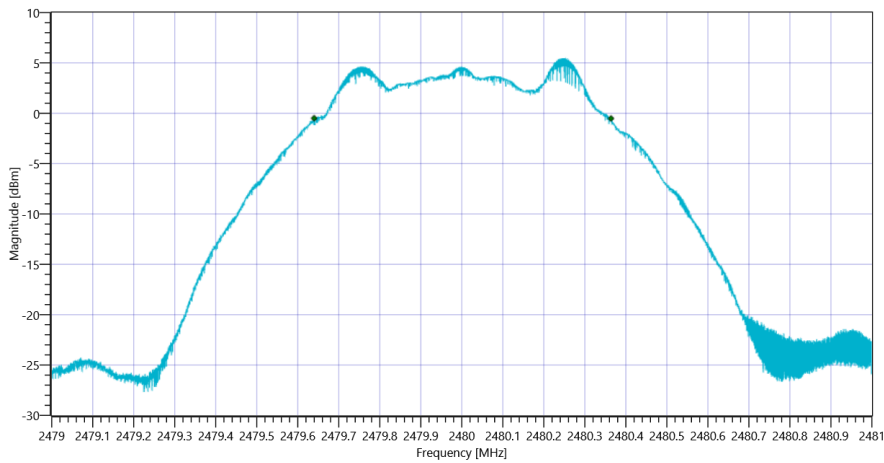
Plot\_FCC Part 15.247 Bandwidth 6dB DTS ~ BT LE 1 Msps\_22022021\_114045.png

## Test at TX 2480 MHz

DTM Connection check					
Test Description	Lower Limit	Upper Limit	Measured	Unit	Verdict
Connection result	---	---	---	---	DTM Reset is off, no connection check possible

READ SA SETTINGS:	
RefLevel [dBm]   RefLevelOffset [dB]   InpAtt [dB]	10.54   11   15
Start [MHz]   Stop [MHz]	2479.000   2481.000
RBW [MHz]   VBW [MHz]	0.100000   0.300000
Detector   TraceMode	POS   MAXH
Sweep: Time [ms]   Count   Points per Section   Type	50   200   10001   SWE

RESULT					
Test Description	Lower Limit	Upper Limit	Measured	Unit	Verdict
DTS Bandwidth (6dB)	500	---	724	kHz	PASS



TEST FINISHED	
General Verdict	PASS

## 2. FCC Part 15.247 Peak Power Spectral Density DTS ~ BT LE 1 Msps

Test References	
TC Start	22.02.2021 11:41:21
Ambit Temp [°C]   Humidity [rel%]	0.0   0
System Version	1.9.9.9
Test Specification	FCC Part 15.247
Test Method	DTS: KDB 558074 D01 V05 - Chapter 8.4 DTS maximum power spectral density level in the fundamental emission
TC Version	0.0.1
My Description	FCC 15.247 Peak Power Spectral Density DTS - BT LE 1 Msps
Add. Information	

Test Parameter	
Technology to test	BT LE 1 Msps
Antenna Port used	1
Temperature	nom
Voltage	nom
Frequency low to test	True   Freq [MHz] 2402
Frequency mid to test	True   Freq [MHz] 2440
Frequency high to test	True   Freq [MHz] 2480
Auto Control enabled Power Supply   Climatic Box	No   No
Additional Path Loss [dB]	0.7
Switched Path	EUT - SignalingUnit - SpectrumAnalyzer
Devices in use	SA: Rohde&Schwarz,FSV-30,1321.3008K30/103170,3.60

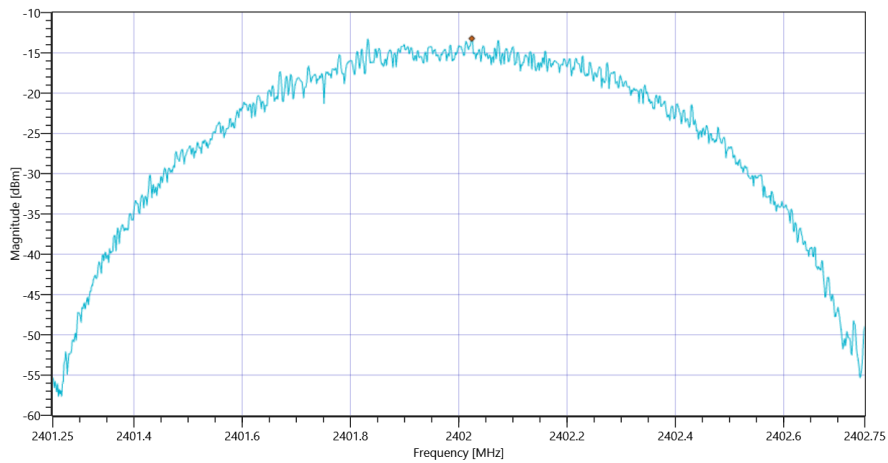


## Test at TX 2402 MHz

DTM Connection check					
Test Description	Lower Limit	Upper Limit	Measured	Unit	Verdict
Connection result	---	---	---	---	DTM Reset is off, no connection check possible

READ SA SETTINGS:	
RefLevel [dBm]   RefLevelOffset [dB]   InpAtt [dB]	8.49   10.86   15
Start [MHz]   Stop [MHz]	2401.250   2402.750
RBW [MHz]   VBW [MHz]	0.003000   0.010000
Detector   TraceMode	POS   MAXH
Sweep: Time [ms]   Count   Points per Section   Type	1000   20   1001   SWE

RESULT					
Test Description	Lower Limit	Upper Limit	Measured	Unit	Verdict
Max Peak power Density	---	8	-13.22	dBm/3KHz	PASS



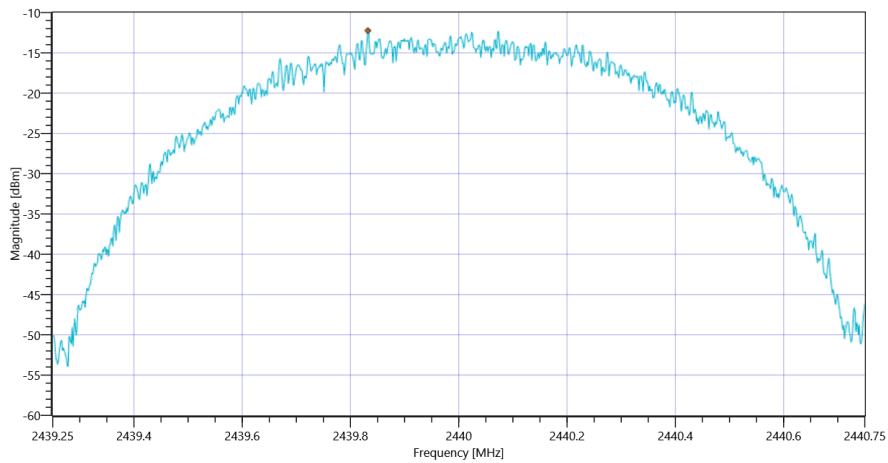
Plot\_FCC Part 15.247 Peak Power Spectral Density DTS ~ BT LE 1 Msps\_22022021\_114201.png

## Test at TX 2440 MHz

DTM Connection check					
Test Description	Lower Limit	Upper Limit	Measured	Unit	Verdict
Connection result	---	---	---	---	DTM Reset is off, no connection check possible

READ SA SETTINGS:	
RefLevel [dBm]   RefLevelOffset [dB]   InpAtt [dB]	9.61   10.94   15
Start [MHz]   Stop [MHz]	2439.250   2440.750
RBW [MHz]   VBW [MHz]	0.003000   0.010000
Detector   TraceMode	POS   MAXH
Sweep: Time [ms]   Count   Points per Section   Type	1000   20   1001   SWE

RESULT					
Test Description	Lower Limit	Upper Limit	Measured	Unit	Verdict
Max Peak power Density	---	8	-12.24	dBm/3KHz	PASS



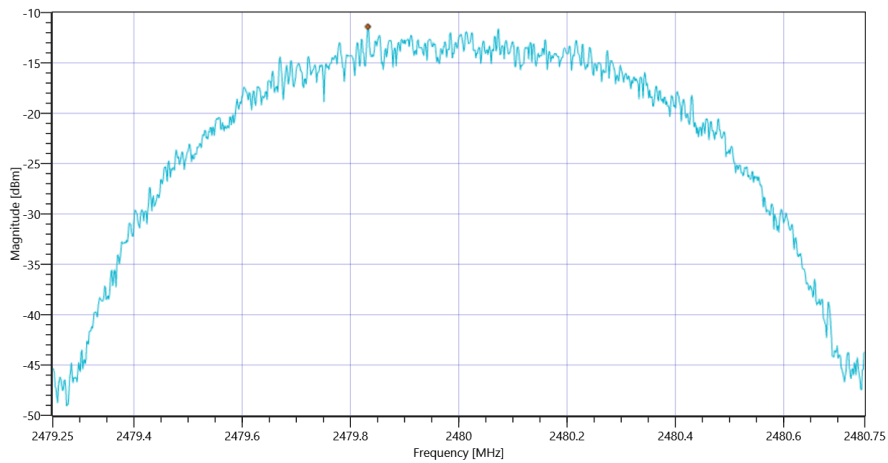
Plot\_FCC Part 15.247 Peak Power Spectral Density DTS ~ BT LE 1 Msps\_22022021\_114240.png

## Test at TX 2480 MHz

DTM Connection check					
Test Description	Lower Limit	Upper Limit	Measured	Unit	Verdict
Connection result	---	---	---	---	DTM Reset is off, no connection check possible

READ SA SETTINGS:	
RefLevel [dBm]   RefLevelOffset [dB]   InpAtt [dB]	10.52   11   15
Start [MHz]   Stop [MHz]	2479.250   2480.750
RBW [MHz]   VBW [MHz]	0.003000   0.010000
Detector   TraceMode	POS   MAXH
Sweep: Time [ms]   Count   Points per Section   Type	1000   20   1001   SWE

RESULT					
Test Description	Lower Limit	Upper Limit	Measured	Unit	Verdict
Max Peak power Density	---	8	-11.4	dBm/3KHz	PASS



Plot\_FCC Part 15.247 Peak Power Spectral Density DTS ~ BT LE 1 Msps\_22022021\_114319.png

TEST FINISHED	
General Verdict	PASS

### 3. FCC Part 15.247 Bandwidth 99PCT-20dB ~ BT LE 1 Msps

Test References	
TC Start	22.02.2021 11:43:25
Ambit Temp [°C]   Humidity [rel%]	0.0   0
System Version	1.9.9.9
Test Specification	FCC Part 15.247
Test Method	
TC Version	0.0.2
My Description	FCC 15.247 Bandwidth 99PCT-20dB DTS - BT LE 1 Msps
Add. Information	

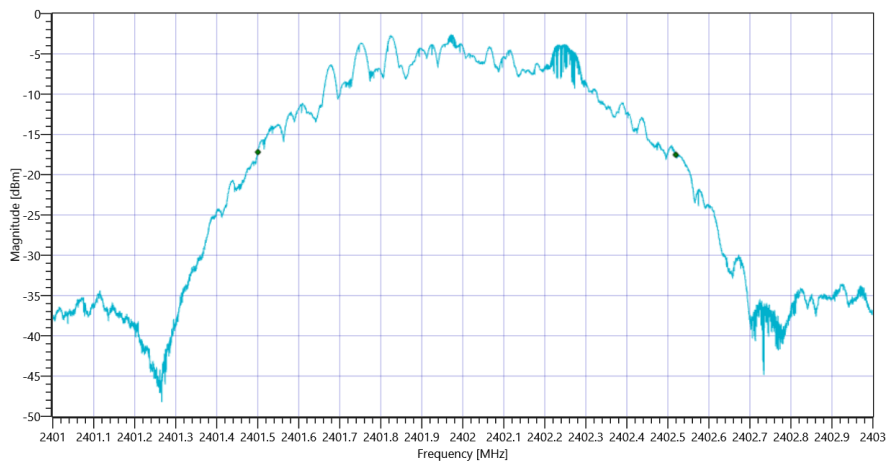
Test Parameter	
Technology to test	BT LE 1 Msps
Antenna Port used	1
Temperature	nom
Voltage	nom
Frequency low to test	True   Freq [MHz] 2402
Frequency mid to test	True   Freq [MHz] 2440
Frequency high to test	True   Freq [MHz] 2480
Auto Control enabled Power Supply   Climatic Box	No   No
Additional Path Loss [dB]	0.7
Switched Path	EUT - SignalingUnit - SpectrumAnalyzer
Devices in use	SA: Rohde&Schwarz,FSV-30,1321.3008K30/103170,3.60

## Test at TX 2402 MHz

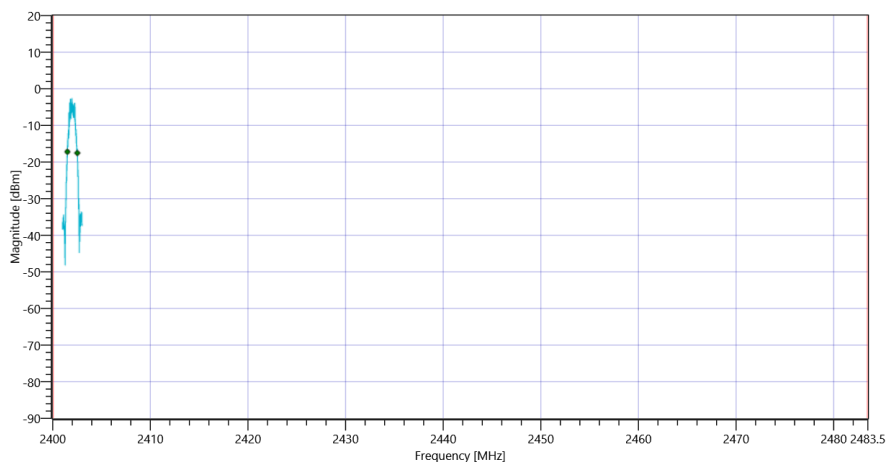
DTM Connection check					
Test Description	Lower Limit	Upper Limit	Measured	Unit	Verdict
Connection result	---	---	---	---	DTM Reset is off, no connection check possible

READ SA SETTINGS:	
RefLevel [dBm]   RefLevelOffset [dB]   InpAtt [dB]	8.46   10.86   15
Start [MHz]   Stop [MHz]	2401.000   2403.000
RBW [MHz]   VBW [MHz]	0.020000   0.100000
Detector   TraceMode	POS   MAXH
Sweep: Time [ms]   Count   Points per Section   Type	50   200   10001   SWE

RESULT					
Test Description	Lower Limit	Upper Limit	Measured	Unit	Verdict
Bandwidth 99%	---	---	1019	kHz	INFO
T1 99%	2400.000000	---	2401.5002	MHz	PASS
T2 99%	---	2483.500000	2402.5191	MHz	PASS



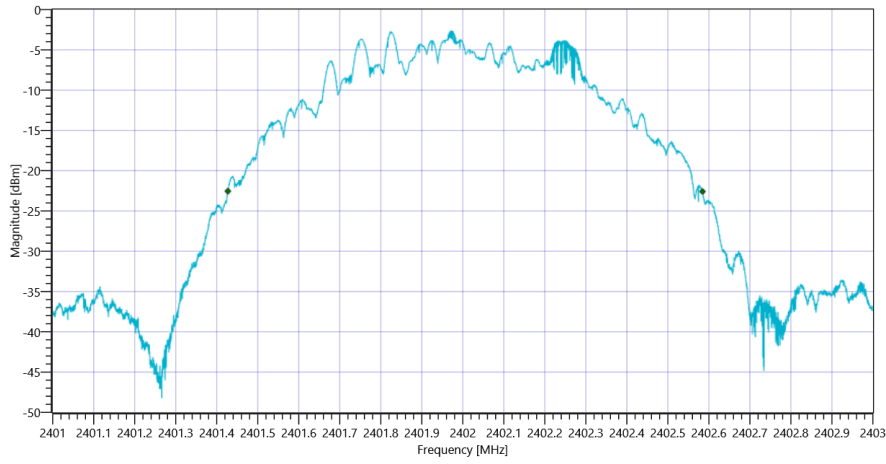
Plot\_FCC Part 15.247 Bandwidth 99PCT-20dB ~ BT LE 1 Msps 99PCT\_22022021\_114356.png



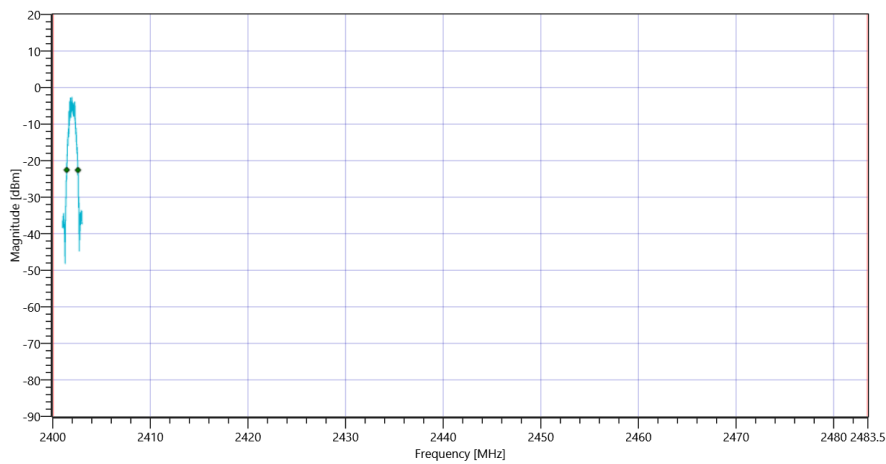
Plot\_FCC Part 15.247 Bandwidth 99PCT-20dB ~ BT LE 1 Msps\_22022021\_114404.png

RESULT					
Test Description	Lower Limit	Upper Limit	Measured	Unit	Verdict
Bandwidth 20dB	---	---	1157	kHz	INFO

T1 20dB	2400.000000	---	2401.4270	MHz	PASS
T2 20dB	---	2483.500000	2402.5844	MHz	PASS



Plot\_FCC Part 15.247 Bandwidth 99PCT-20dB ~ BT LE 1 Msps 20dB\_22022021\_114413.png



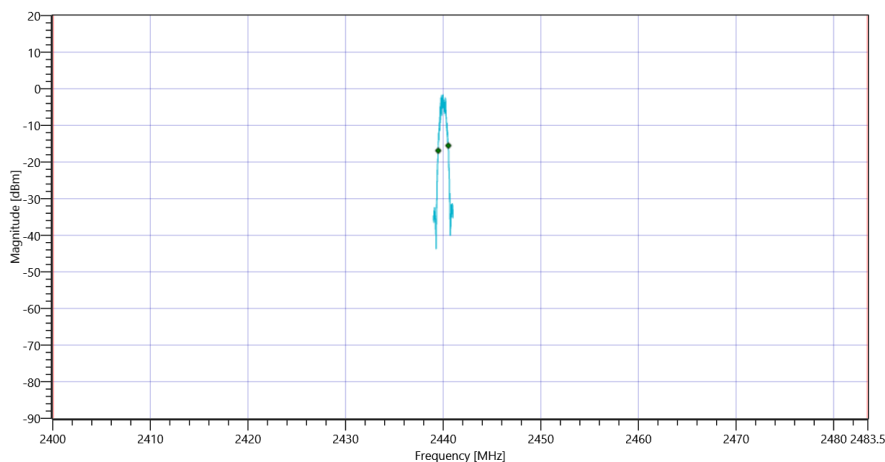
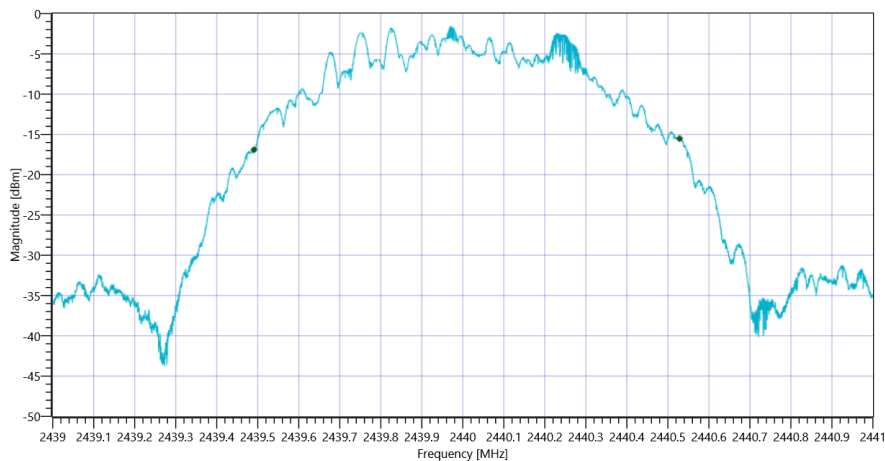
Plot\_FCC Part 15.247 Bandwidth 99PCT-20dB ~ BT LE 1 Msps\_22022021\_114421.png

## Test at TX 2440 MHz

DTM Connection check					
Test Description	Lower Limit	Upper Limit	Measured	Unit	Verdict
Connection result	---	---	---	---	DTM Reset is off, no connection check possible

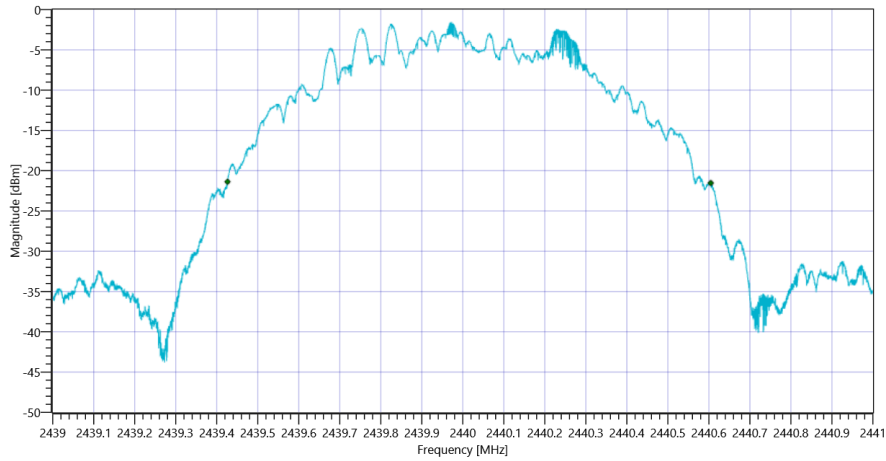
READ SA SETTINGS:	
RefLevel [dBm]   RefLevelOffset [dB]   InpAtt [dB]	9.60   10.94   15
Start [MHz]   Stop [MHz]	2439.000   2441.000
RBW [MHz]   VBW [MHz]	0.020000   0.100000
Detector   TraceMode	POS   MAXH
Sweep: Time [ms]   Count   Points per Section   Type	50   200   10001   SWE

RESULT					
Test Description	Lower Limit	Upper Limit	Measured	Unit	Verdict
Bandwidth 99%	---	---	1037	kHz	INFO
T1 99%	2400.000000	---	2439.4911	MHz	PASS
T2 99%	---	2483.500000	2440.5285	MHz	PASS

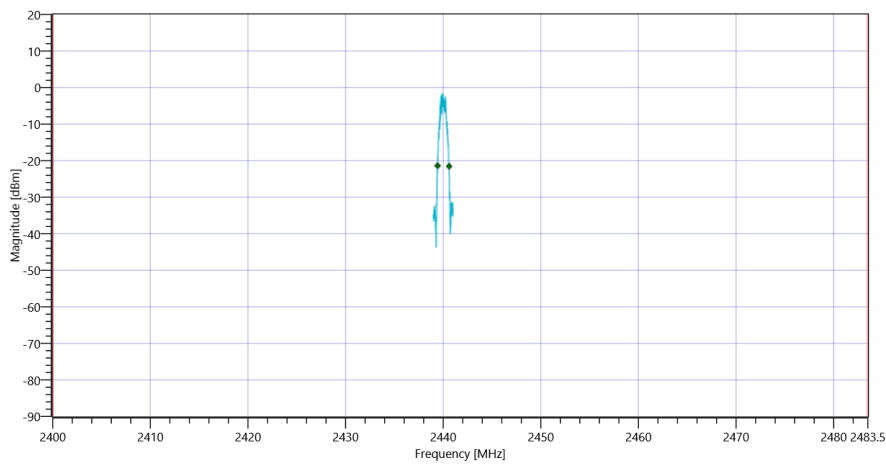


RESULT					
Test Description	Lower Limit	Upper Limit	Measured	Unit	Verdict
Bandwidth 20dB	---	---	1178	kHz	INFO

T1 20dB	2400.000000	---	2439.4262	MHz	PASS
T2 20dB	---	2483.500000	2440.6046	MHz	PASS



Plot\_FCC Part 15.247 Bandwidth 99PCT-20dB ~ BT LE 1 Msps 20dB\_22022021\_114509.png



Plot\_FCC Part 15.247 Bandwidth 99PCT-20dB ~ BT LE 1 Msps 22022021\_114517.png

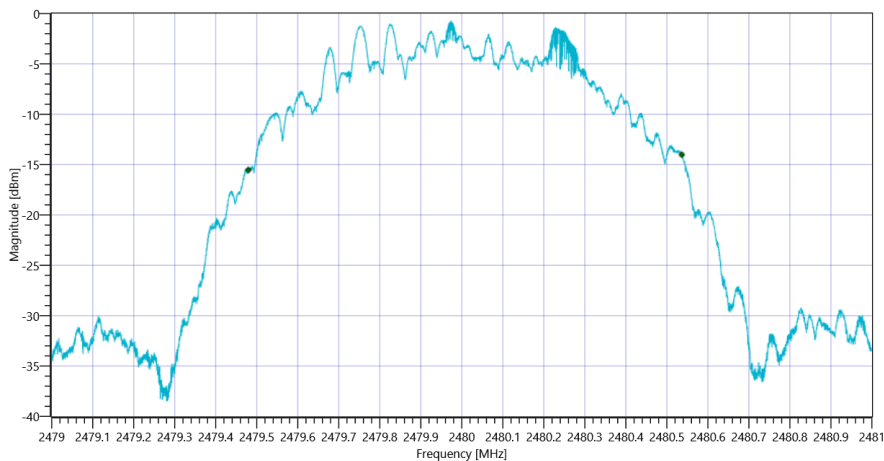


## Test at TX 2480 MHz

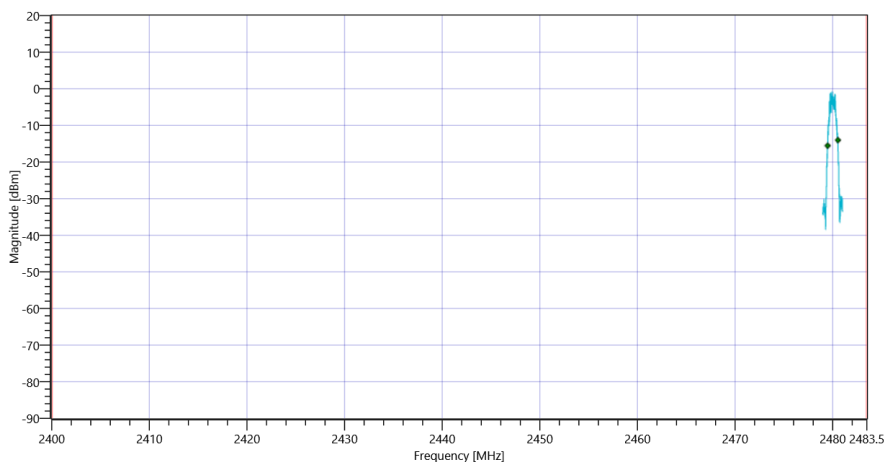
DTM Connection check					
Test Description	Lower Limit	Upper Limit	Measured	Unit	Verdict
Connection result	---	---	---	---	DTM Reset is off, no connection check possible

READ SA SETTINGS:	
RefLevel [dBm]   RefLevelOffset [dB]   InpAtt [dB]	10.52   11   15
Start [MHz]   Stop [MHz]	2479.000   2481.000
RBW [MHz]   VBW [MHz]	0.020000   0.100000
Detector   TraceMode	POS   MAXH
Sweep: Time [ms]   Count   Points per Section   Type	50   200   10001   SWE

RESULT					
Test Description	Lower Limit	Upper Limit	Measured	Unit	Verdict
Bandwidth 99%	---	---	1057	kHz	INFO
T1 99%	2400.000000	---	2479.4795	MHz	PASS
T2 99%	---	2483.500000	2480.5361	MHz	PASS



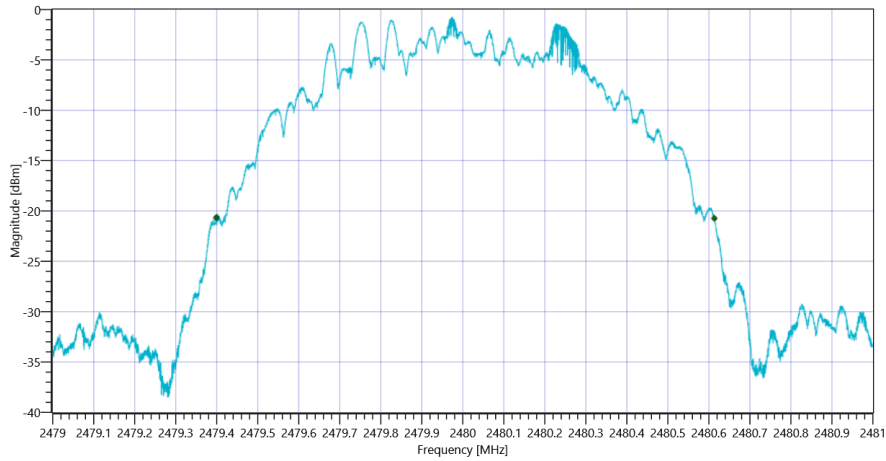
Plot\_FCC Part 15.247 Bandwidth 99PCT-20dB ~ BT LE 1 Msps 99PCT\_22022021\_114548.png



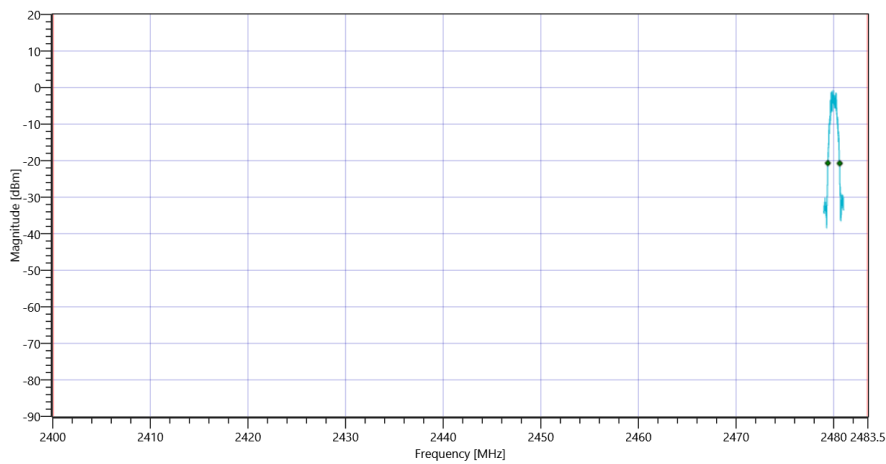
Plot\_FCC Part 15.247 Bandwidth 99PCT-20dB ~ BT LE 1 Msps\_22022021\_114556.png

RESULT					
Test Description	Lower Limit	Upper Limit	Measured	Unit	Verdict
Bandwidth 20dB	---	---	1215	kHz	INFO

T1 20dB	2400.000000	---	2479.3986	MHz	PASS
T2 20dB	---	2483.500000	2480.6132	MHz	PASS



Plot\_FCC Part 15.247 Bandwidth 99PCT-20dB ~ BT LE 1 MspS 20dB\_22022021\_114605.png



Plot\_FCC Part 15.247 Bandwidth 99PCT-20dB ~ BT LE 1 MspS 22022021\_114613.png

**TEST FINISHED**

General Verdict PASS

## 4. FCC Part 15.247 TX Spurious Conducted ~ BT LE 1 Msps

Test References	
TC Start	22.02.2021 11:46:19
Ambit Temp [°C]   Humidity [rel%]	0.0   0
System Version	1.9.9.9
Test Specification	FCC Part 15.247
Test Method	IF DTS then 8.5 DTS emissions in non-restricted frequency bands: Subclause 11.11 of ANSI C63.10 is applicable.
TC Version	0.0.1
My Description	FCC 15.247 TX Emissions Conducted DTS - BT LE 1 Msps
Add. Information	

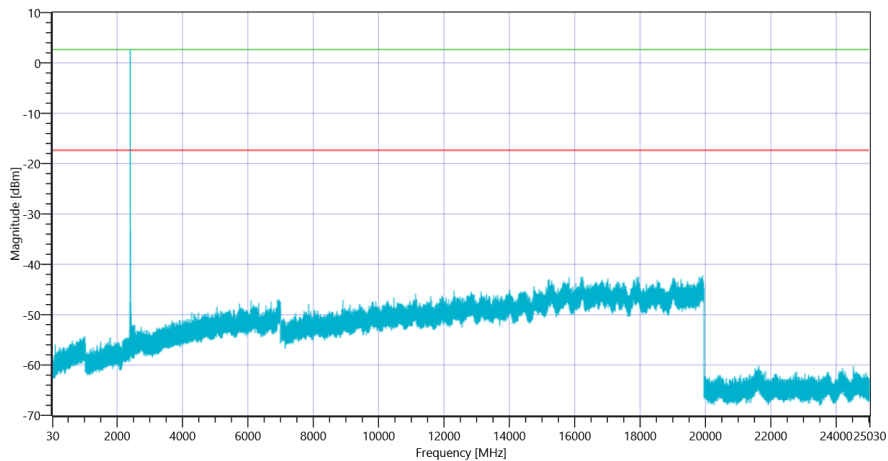
Test Parameter	
Technology to test	BT LE 1 Msps
Antenna Port used	1
Temperature	nom
Voltage	nom
Frequency low to test	True   Freq [MHz] 2402
Frequency mid to test	True   Freq [MHz] 2440
Frequency high to test	True   Freq [MHz] 2480
Auto Control enabled Power Supply   Climatic Box	No   No
Additional Path Loss [dB]	0.7
Switched Path	EUT - SignalingUnit - SpectrumAnalyzer
Devices in use	SA: Rohde&Schwarz,FSV-30,1321.3008K30/103170,3.60

## Test at TX 2402 MHz

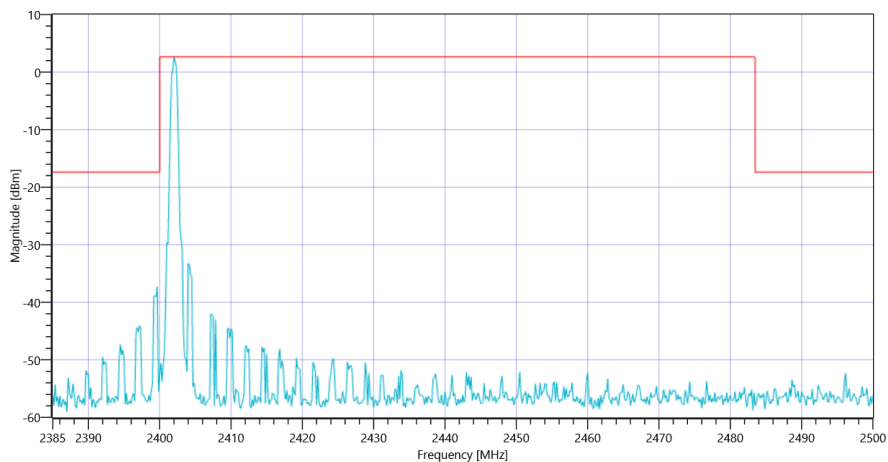
DTM Connection check					
Test Description	Lower Limit	Upper Limit	Measured	Unit	Verdict
Connection result	---	---	---	---	DTM Reset is off, no connection check possible

READ SA SETTINGS:	
RefLevel [dBm]   RefLevelOffset [dB]   InpAtt [dB]	3.44   0   20
Start [MHz]   Stop [MHz]	24530.000   25030.000
RBW [MHz]   VBW [MHz]	0.100000   0.300000
Detector   TraceMode	POS   MAXH
Sweep: Time [ms]   Count   Points per Section   Type	500   8   3001   SWE

RESULT					
Test Description	Lower Limit	Upper Limit	Measured	Unit	Verdict
Reference @ 2402.00 MHz	---	---	2.64	dBm	INFO
No peaks detected	---	---			PASS
Lowest margin to limit 2399.667 MHz	0	---	19.9	dB	INFO



Plot\_FCC Part 15.247 TX Spurious Conducted ~ BT LE 1 Msps 2402\_22022021\_115228.png



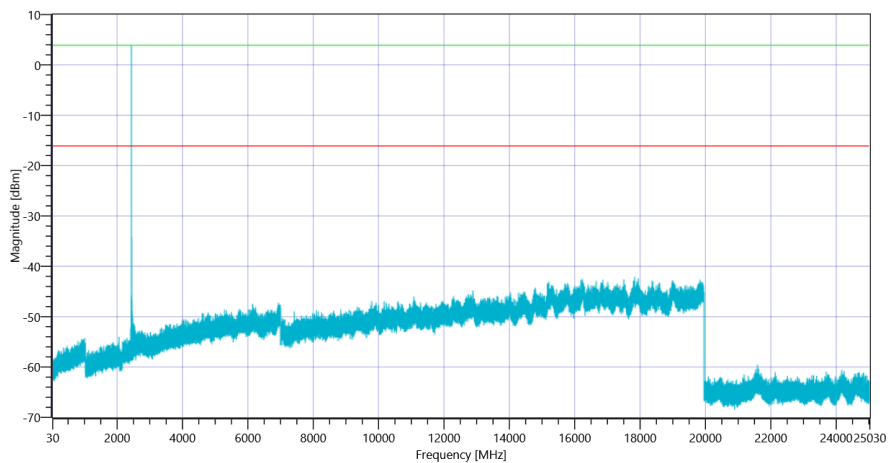
Plot\_FCC Part 15.247 TX Spurious Conducted ~ BT LE 1 Msps 2402\_22022021\_115234.png

## Test at TX 2440 MHz

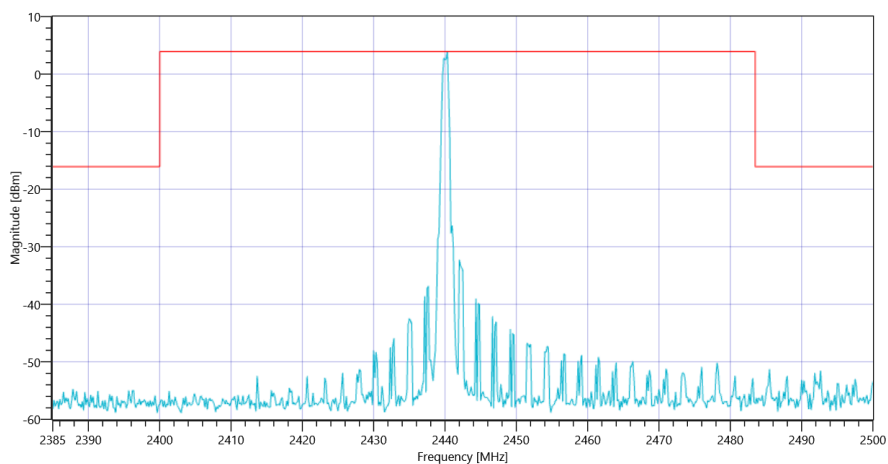
DTM Connection check					
Test Description	Lower Limit	Upper Limit	Measured	Unit	Verdict
Connection result	---	---	---	---	DTM Reset is off, no connection check possible

READ SA SETTINGS:	
RefLevel [dBm]   RefLevelOffset [dB]   InpAtt [dB]	4.63   0   20
Start [MHz]   Stop [MHz]	24530.000   25030.000
RBW [MHz]   VBW [MHz]	0.100000   0.300000
Detector   TraceMode	POS   MAXH
Sweep: Time [ms]   Count   Points per Section   Type	500   8   3001   SWE

RESULT					
Test Description	Lower Limit	Upper Limit	Measured	Unit	Verdict
Reference @ 2440.33 MHz	---	---	3.91	dBm	INFO
No peaks detected	---	---			PASS
Lowest margin to limit 30 MHz	0	---	-140.25	dB	INFO



Plot\_FCC Part 15.247 TX Spurious Conducted ~ BT LE 1 Msps 2440\_22022021\_115837.png



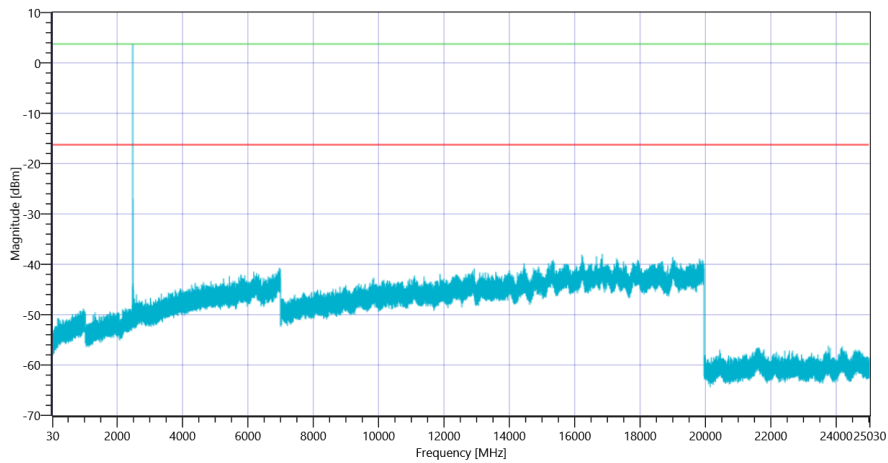
Plot\_FCC Part 15.247 TX Spurious Conducted ~ BT LE 1 Msps 2440\_22022021\_115844.png

## Test at TX 2480 MHz

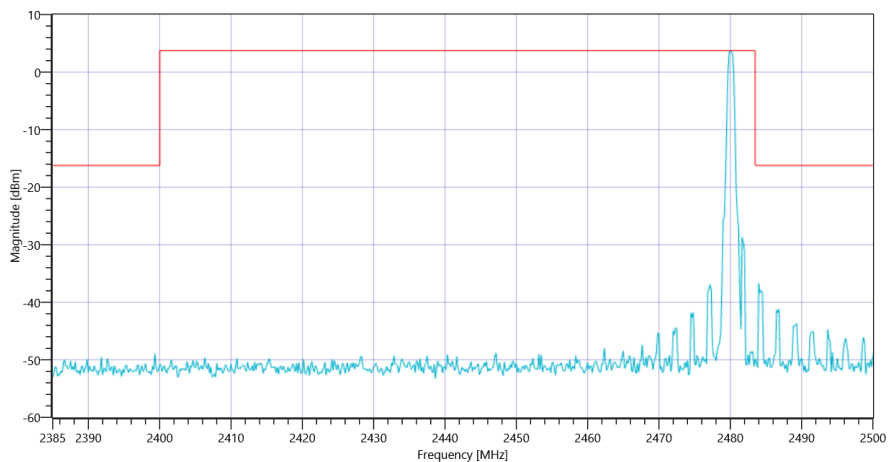
DTM Connection check					
Test Description	Lower Limit	Upper Limit	Measured	Unit	Verdict
Connection result	---	---	---	---	DTM Reset is off, no connection check possible

READ SA SETTINGS:	
RefLevel [dBm]   RefLevelOffset [dB]   InpAtt [dB]	5.50   0   25
Start [MHz]   Stop [MHz]	24530.000   25030.000
RBW [MHz]   VBW [MHz]	0.100000   0.300000
Detector   TraceMode	POS   MAXH
Sweep: Time [ms]   Count   Points per Section   Type	500   8   3001   SWE

RESULT					
Test Description	Lower Limit	Upper Limit	Measured	Unit	Verdict
Reference @ 2480.00 MHz	---	---	3.76	dBm	INFO
No peaks detected	---	---			PASS
Lowest margin to limit 2484 MHz	0	---	20.5	dB	INFO



Plot\_FCC Part 15.247 TX Spurious Conducted ~ BT LE 1 Msps 2480\_22022021\_120448.png



Plot\_FCC Part 15.247 TX Spurious Conducted ~ BT LE 1 Msps 2480\_22022021\_120454.png

TEST FINISHED	
General Verdict	PASS

## 5. FCC Part 15.247 Restricted Band Edge Conducted Peak DTS Video Avg (cond) ~ BT LE 1 MspS

Test References	
TC Start	22.02.2021 12:05:01
Ambit Temp [°C]   Humidity [rel%]	0.0   0
System Version	1.9.9.9
Test Specification	FCC Part 15.247
Test Method	DTS: KDB 558074 D01 V05 - 8.7.3 Integration Method; ANSI C63.10-2013 11.13.3.2 Peak Detection
TC Version	0.0.1
My Description	FCC 15.247 Restricted Band Edge Conducted Peak DTS - BT LE 1 MspS
Add. Information	

Test Parameter	
Technology to test	BT LE 1 MspS
Antenna Port used	1
Temperature	nom
Voltage	nom
Frequency low to test	True   Freq [MHz] 2402
Frequency mid to test	False   Freq [MHz] 2440
Frequency high to test	True   Freq [MHz] 2480
Auto Control enabled Power Supply   Climatic Box	No   No
Additional Path Loss [dB]	0.7
Switched Path	EUT - SignalingUnit - SpectrumAnalyzer
Devices in use	SA: Rohde&Schwarz,FSV-30,1321.3008K30/103170,3.60

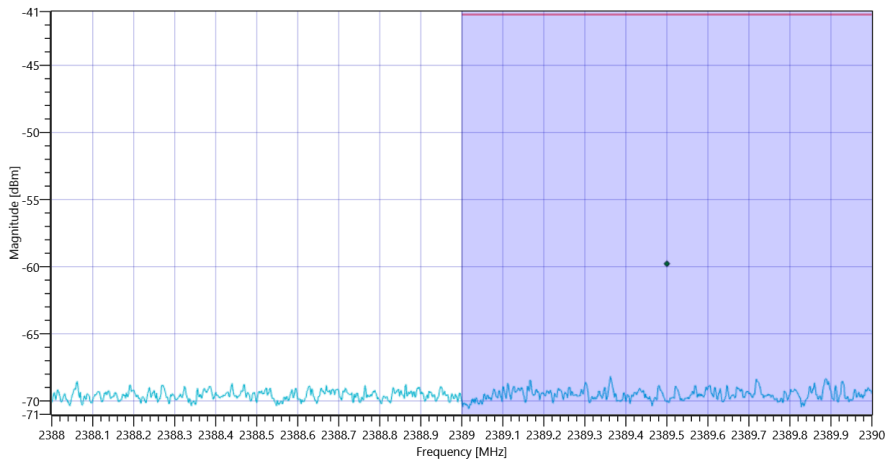
## Test at TX 2402 MHz

DTM Connection check					
Test Description	Lower Limit	Upper Limit	Measured	Unit	Verdict
Connection result	---	---	---	---	DTM Reset is off, no connection check possible

READ SA SETTINGS:	
RefLevel [dBm]   RefLevelOffset [dB]   InpAtt [dB]	8.45   10.86   15
Start [MHz]   Stop [MHz]	2388.000   2390.000
RBW [MHz]   VBW [MHz]	0.100000   0.002000
Detector   TraceMode	POS   MAXH
Sweep: Time [ms]   Count   Points per Section   Type	8   300   1001   SWE

Antenna Gain	
Considered Antenna Gain: [dBi]:	0

RESULT					
Test Description	Lower Limit	Upper Limit	Measured	Unit	Verdict
Band Power	---	-41.23	-59.78	dBm	INCON



Plot\_FCC Part 15.247 Restricted Band Edge Conducted Peak DTS Video Avg (cond) ~ BT LE 1 Msps\_22022021\_120524.png



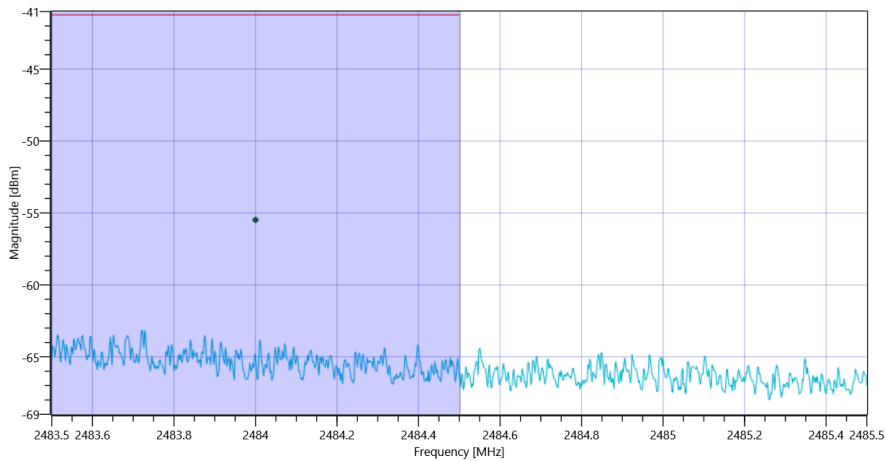
## Test at TX 2480 MHz

DTM Connection check					
Test Description	Lower Limit	Upper Limit	Measured	Unit	Verdict
Connection result	---	---	---	---	DTM Reset is off, no connection check possible

READ SA SETTINGS:	
RefLevel [dBm]   RefLevelOffset [dB]   InpAtt [dB]	10.51   11   15
Start [MHz]   Stop [MHz]	2483.500   2485.500
RBW [MHz]   VBW [MHz]	0.100000   0.002000
Detector   TraceMode	POS   MAXH
Sweep: Time [ms]   Count   Points per Section   Type	8   300   1001   SWE

Antenna Gain	
Considered Antenna Gain: [dBi]:	0

RESULT					
Test Description	Lower Limit	Upper Limit	Measured	Unit	Verdict
Band Power	---	-41.23	-55.48	dBm	INCON



Plot\_FCC Part 15.247 Restricted Band Edge Conducted Peak DTS Video Avg (cond) ~ BT LE 1 Msps\_22022021\_120546.png

TEST FINISHED	
General Verdict	INCON

## 6. FCC Part 15.247 Maximum Peak Conducted Output Power DTS ~ BT LE 1 Msps

Test References	
TC Start	24.02.2021 13:21:09
Ambit Temp [°C]   Humidity [rel%]	0.0   0
System Version	2.0.0.2
Test Specification	FCC Part 15.247
Test Method	DTS: KDB 558074 D01 V05 - Chapter 8.3.1.1 RBW ≥ DTS Bandwidth
TC Version	0.0.1
My Description	FCC 15.247 Maximum Peak Output Power Conducted DTS - BT LE 1 Msps
Add. Information	

Test Parameter	
Technology to test	BT LE 1 Msps
Antenna Port used	1
Temperature	nom
Voltage	nom
Frequency low to test	True   Freq [MHz] 2402
Frequency mid to test	True   Freq [MHz] 2440
Frequency high to test	True   Freq [MHz] 2480
Auto Control enabled Power Supply   Climatic Box	No   No
Additional Path Loss [dB]	0.7
Switched Path	EUT - SignalingUnit - SpectrumAnalyzer
Devices in use	SA: Rohde&Schwarz,FSV-30,1321.3008K30/103170,3.60

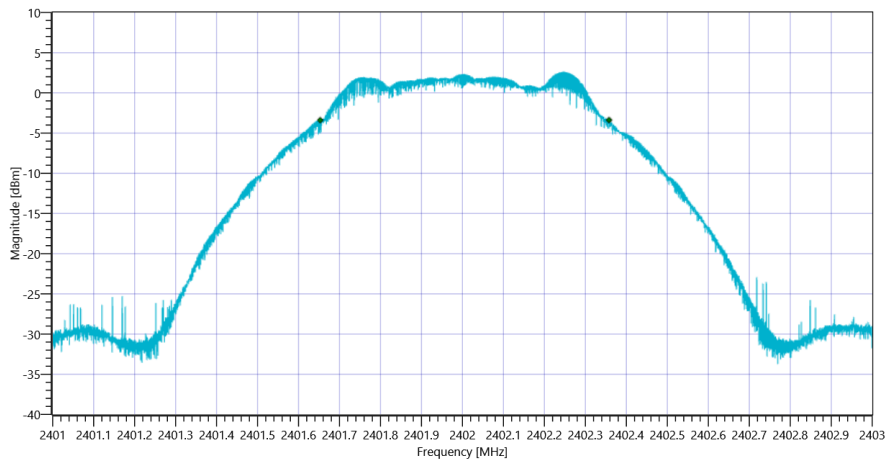
## Test at TX 2402 MHz

### READ SA SETTINGS:

RefLevel [dBm]   RefLevelOffset [dB]   InpAtt [dB]	9.77   10.86   15
Start [MHz]   Stop [MHz]	2401.000   2403.000
RBW [MHz]   VBW [MHz]	0.100000   0.300000
Detector   TraceMode	POS   MAXH
Sweep: Time [ms]   Count   Points per Section   Type	50   200   10001   SWE

### DTS Bandwidth

Test Description	Lower Limit	Upper Limit	Measured	Unit	Verdict
DTS Bandwidth (6dB)	---	---	705	kHz	INFO

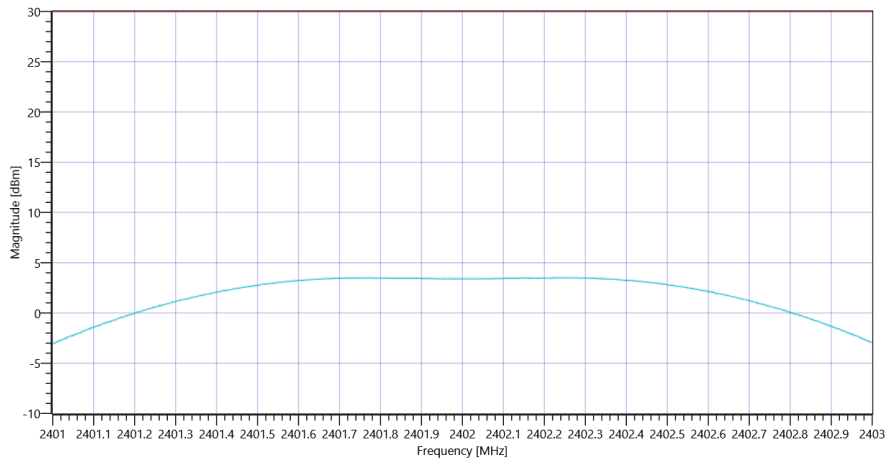


### READ SA SETTINGS:

RefLevel [dBm]   RefLevelOffset [dB]   InpAtt [dB]	14.77   10.86   20
Start [MHz]   Stop [MHz]	2401.000   2403.000
RBW [MHz]   VBW [MHz]	1.000000   5.000000
Detector   TraceMode	POS   MAXH
Sweep: Time [ms]   Count   Points per Section   Type	50   200   1001   SWE

### RESULT

Test Description	Lower Limit	Upper Limit	Measured	Unit	Verdict
Peak Power	---	30.00	3.5	dBm	PASS
Peak Power	---	1000	2.238721	mW	PASS
Frequency at Peak	---	---	2402.256	MHz	INFO



Plot\_FCC Part 15.247 Maximum Peak Conducted Output Power DTS ~ BT LE 1 Msps\_24022021\_132156.png

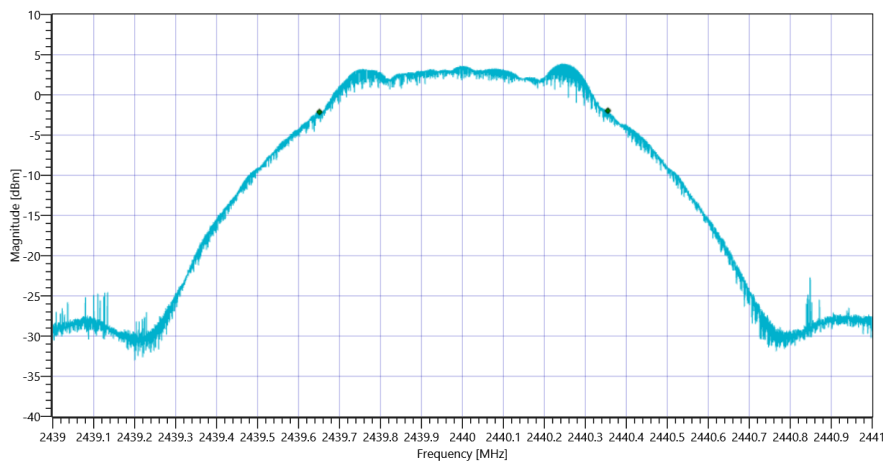
## Test at TX 2440 MHz

### READ SA SETTINGS:

RefLevel [dBm]   RefLevelOffset [dB]   InpAtt [dB]	10.64   10.94   15
Start [MHz]   Stop [MHz]	2439.000   2441.000
RBW [MHz]   VBW [MHz]	0.100000   0.300000
Detector   TraceMode	POS   MAXH
Sweep: Time [ms]   Count   Points per Section   Type	50   200   10001   SWE

### DTS Bandwidth

Test Description	Lower Limit	Upper Limit	Measured	Unit	Verdict
DTS Bandwidth (6dB)	---	---	704	kHz	INFO



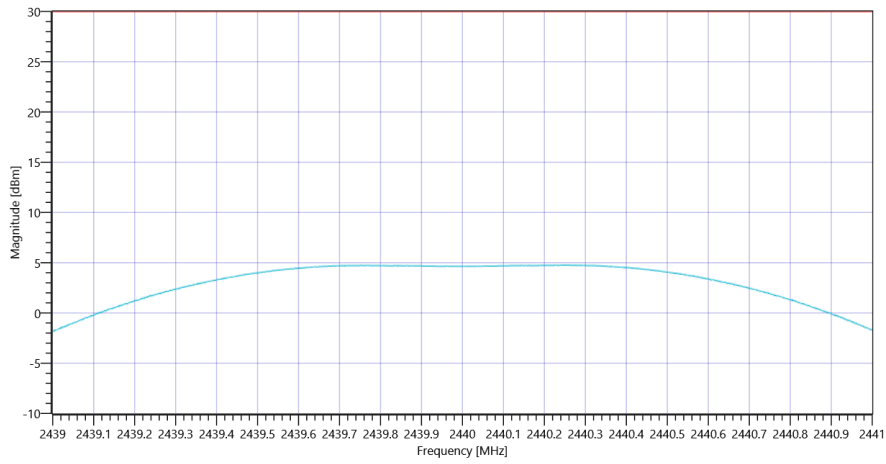
Plot\_FCC Part 15.247 Maximum Peak Conducted Output Power DTS ~ BT LE 1 Msps DTS BW\_24022021\_132225.png

### READ SA SETTINGS:

RefLevel [dBm]   RefLevelOffset [dB]   InpAtt [dB]	15.64   10.94   20
Start [MHz]   Stop [MHz]	2439.000   2441.000
RBW [MHz]   VBW [MHz]	1.000000   5.000000
Detector   TraceMode	POS   MAXH
Sweep: Time [ms]   Count   Points per Section   Type	50   200   1001   SWE

### RESULT

Test Description	Lower Limit	Upper Limit	Measured	Unit	Verdict
Peak Power	---	30.00	4.76	dBm	PASS
Peak Power	---	1000	2.992265	mW	PASS
Frequency at Peak	---	---	2440.26	MHz	INFO



Plot\_FCC Part 15.247 Maximum Peak Conducted Output Power DTS ~ BT LE 1 Msps\_24022021\_132244.png

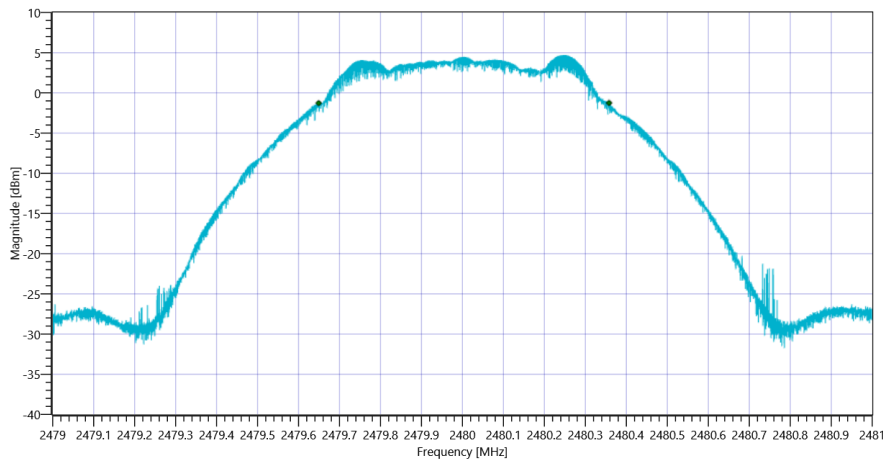
## Test at TX 2480 MHz

### READ SA SETTINGS:

RefLevel [dBm]   RefLevelOffset [dB]   InpAtt [dB]	10.59   11   15
Start [MHz]   Stop [MHz]	2479.000   2481.000
RBW [MHz]   VBW [MHz]	0.100000   0.300000
Detector   TraceMode	POS   MAXH
Sweep: Time [ms]   Count   Points per Section   Type	50   200   10001   SWE

### DTS Bandwidth

Test Description	Lower Limit	Upper Limit	Measured	Unit	Verdict
DTS Bandwidth (6dB)	---	---	709	kHz	INFO

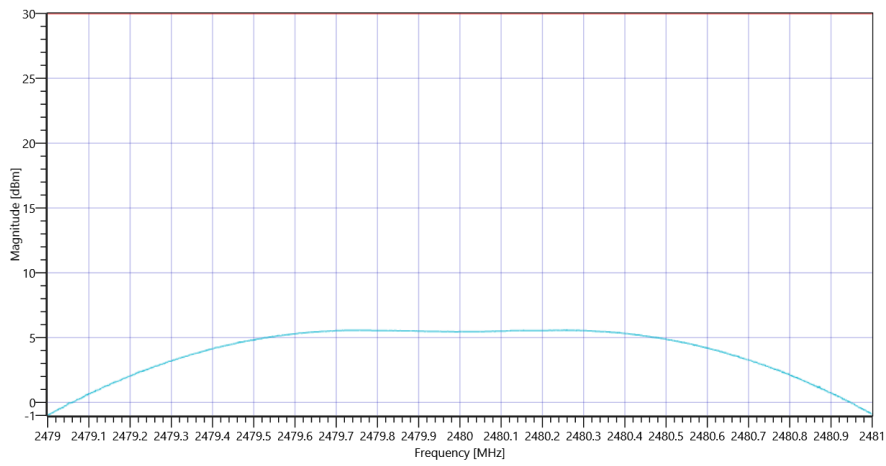


### READ SA SETTINGS:

RefLevel [dBm]   RefLevelOffset [dB]   InpAtt [dB]	15.59   11   20
Start [MHz]   Stop [MHz]	2479.000   2481.000
RBW [MHz]   VBW [MHz]	1.000000   5.000000
Detector   TraceMode	POS   MAXH
Sweep: Time [ms]   Count   Points per Section   Type	50   200   1001   SWE

### RESULT

Test Description	Lower Limit	Upper Limit	Measured	Unit	Verdict
Peak Power	---	30.00	5.58	dBm	PASS
Peak Power	---	1000	3.614099	mW	PASS
Frequency at Peak	---	---	2480.254	MHz	INFO



Plot\_FCC Part 15.247 Maximum Peak Conducted Output Power DTS ~ BT LE 1 Msps\_24022021\_132331.png

TEST FINISHED

General Verdict

PASS



## 7. Common2G4 Peak OP 3MHz/3MHz ~ BT LE 1 Msps

Test References	
TC Start	24.02.2021 13:23:37
Ambit Temp [°C]   Humidity [rel%]	0.0   0
System Version	2.0.0.2
Test Specification	None
Test Method	
TC Version	0.0.1
My Description	Peak Output Power conducted 3MHz/3MHz - BT LE 1 Msps
Add. Information	

Test Parameter	
Technology to test	BT LE 1 Msps
Antenna Port used	1
Temperature	nom
Voltage	nom
Frequency low to test	True   Freq [MHz] 2402
Frequency mid to test	True   Freq [MHz] 2440
Frequency high to test	True   Freq [MHz] 2480
Auto Control enabled Power Supply   Climatic Box	No   No
Additional Path Loss [dB]	0.7
Switched Path	EUT - SignalingUnit - SpectrumAnalyzer
Devices in use	SA: Rohde&Schwarz,FSV-30,1321.3008K30/103170,3.60

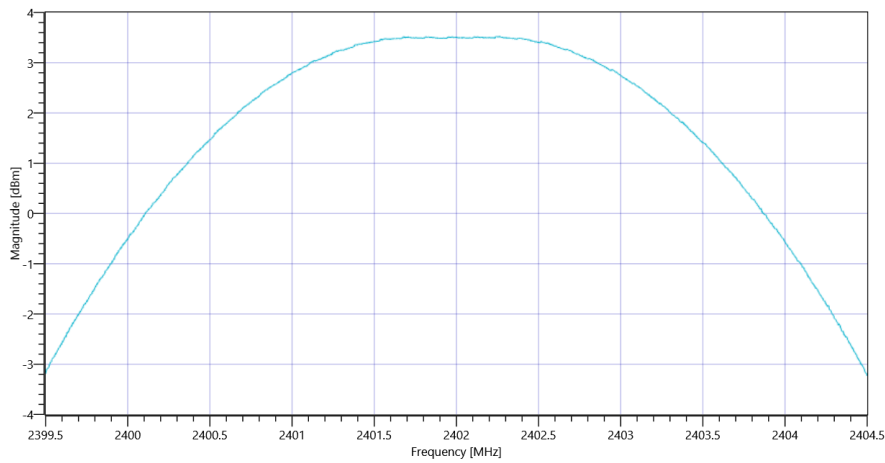
## Test at TX 2402 MHz

### READ SA SETTINGS:

RefLevel [dBm]   RefLevelOffset [dB]   InpAtt [dB]	14.78   10.86   20
Start [MHz]   Stop [MHz]	2399.500   2404.500
RBW [MHz]   VBW [MHz]	3.000000   3.000000
Detector   TraceMode	POS   MAXH
Sweep: Time [ms]   Count   Points per Section   Type	1000   10   1001   SWE

### RESULT

Test Description	Lower Limit	Upper Limit	Measured	Unit	Verdict
Peak Power	---	---	3.52	dBm	Info
Peak Power	---	---	2.249055	mW	Info
Frequency at Peak	---	---	2402.245	MHz	Info



Plot\_Common2G4 Peak OP 3MHz-3MHz ~ BT LE 1 Msps\_24022021\_132405.png

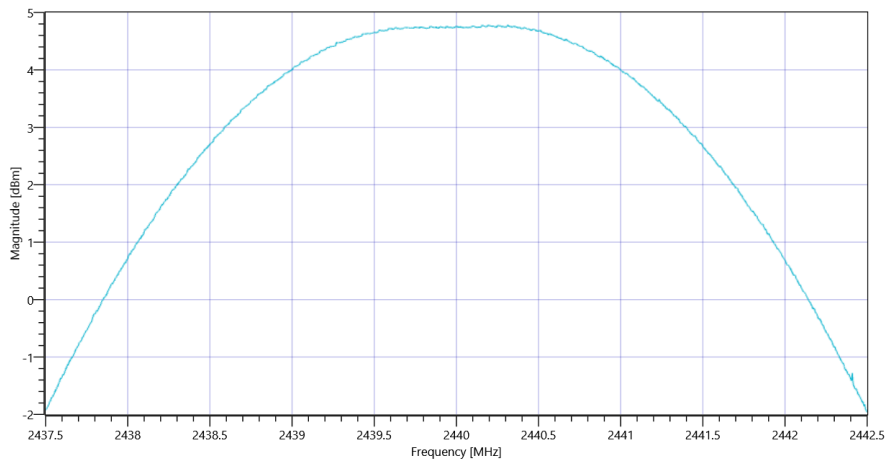
## Test at TX 2440 MHz

### READ SA SETTINGS:

RefLevel [dBm]   RefLevelOffset [dB]   InpAtt [dB]	15.63   10.94   20
Start [MHz]   Stop [MHz]	2437.500   2442.500
RBW [MHz]   VBW [MHz]	3.000000   3.000000
Detector   TraceMode	POS   MAXH
Sweep: Time [ms]   Count   Points per Section   Type	1000   10   1001   SWE

### RESULT

Test Description	Lower Limit	Upper Limit	Measured	Unit	Verdict
Peak Power	---	---	4.78	dBm	Info
Peak Power	---	---	3.006076	mW	Info
Frequency at Peak	---	---	2440.31	MHz	Info



Plot\_Common2G4 Peak OP 3MHz-3MHz ~ BT LE 1 Msps\_24022021\_132432.png

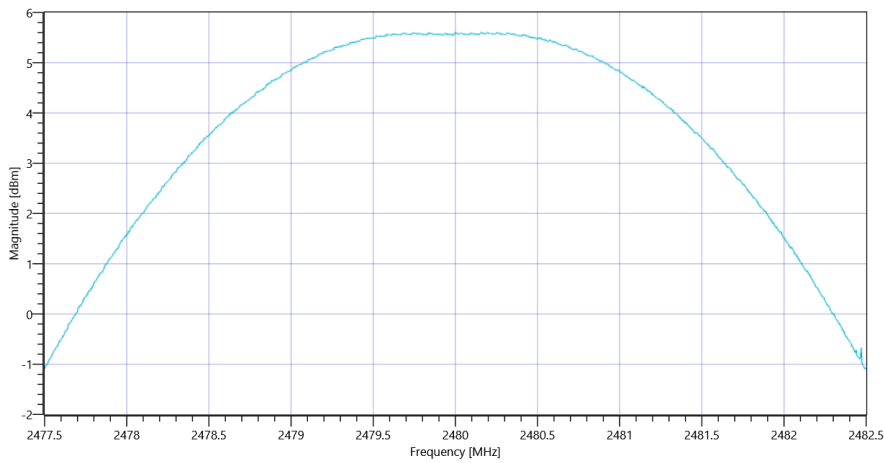
## Test at TX 2480 MHz

### READ SA SETTINGS:

RefLevel [dBm]   RefLevelOffset [dB]   InpAtt [dB]	15.59   11   20
Start [MHz]   Stop [MHz]	2477.500   2482.500
RBW [MHz]   VBW [MHz]	3.000000   3.000000
Detector   TraceMode	POS   MAXH
Sweep: Time [ms]   Count   Points per Section   Type	1000   10   1001   SWE

### RESULT

Test Description	Lower Limit	Upper Limit	Measured	Unit	Verdict
Peak Power	---	---	5.61	dBm	Info
Peak Power	---	---	3.63915	mW	Info
Frequency at Peak	---	---	2480.16	MHz	Info



Plot\_Common2G4 Peak OP 3MHz-3MHz ~ BT LE 1 Msps\_24022021\_132500.png

### TEST FINISHED

General Verdict

PASS

- END OF DOCUMENT -