

Phonak Roger Select iN (TX32) Test Setup Photos





Fig 1 Conducted measurements – interference voltage




Fig 2 Radiated measurements – carrier and band edge

**Test Setup Photos
Phonak Roger Select iN
(TX32)**



Fig 3 Spurious emissions 9 kHz – 30 MHz



Fig 4 Spurious emissions 30 MHz – 1GHz




Fig 5 Spurious emissions – 1 GHz- 26.5 GHz