

Phonak Roger Select (TX27) Test Setup Photos




Fig 1 Conducted measurements – interference voltage




Fig 2 Radiated measurements – carrier and band edge



Fig 3 Spurious emissions 9 kHz – 30 MHz



Fig 4 Spurious emissions 30 MHz – 1GHz




Fig 5 Spurious emissions – 1 GHz- 26.5 GHz