

Measurement Results

No.1-2398/21-01-13_Annex_MR

Test logging

This document is electronically signed and valid without handwritten signature.
For verification of the electronic signatures, the public keys can be requested at the testing laboratory.

Test/s performed:

Michael Dorongovski
Lab Manager
Radio Communications

Table of Content

EUT Information	3
FCC Part 15.247 Bandwidth 6dB DTS ~ Generic 2G4	4
FCC Part 15.247 Peak Power Spectral Density DTS ~ Generic 2G4	8
FCC Part 15.247 Bandwidth 99PCT-20dB ~ Generic 2G4	12
FCC Part 15.247 Maximum Peak Conducted Output Power FHSS ~ Generic 2G4	22
FCC Part 15.247 TX Spurious Conducted ~ Generic 2G4	26

EUT Information

EUT DEFINITION	
Manufacturer	Sonova Communications AG
Type	Phonak Earbuds TWE21
Serial Number	Sample right earbud
Setup Number	1.0
Version SW	NI
Version FW	0.9.3
Version HW	VP2
Comment 1	USB powered UART
Comment 2	Flora Hopping system
Temperature [°C] Min	5
Temperature [°C] Nom	20
Temperature [°C] Max	40
Voltage [V] Min	3.1
Voltage [V] Nom	3.8
Voltage [V] Max	4.35

FCC Part 15.247 Bandwidth 6dB DTS ~ Generic 2G4

Test References	
TC Start	26.10.2021 13:49:33
Ambit Temp [°C] Humidity [rel%]	23.7 41
System Version	3.0.2.3
Test Specification	FCC Part 15.247
Test Method	99
TC Version	0.0.1
My Description	FCC 15.247 Bandwidth 6DB DTS - Generic 2G4
Add. Information	

EUT Common settings 2G4	
Hopping supported	No
Burst length [ms]	10
Nominal Bandwidth [MHz]	2
User Interaction	Yes

Test Parameter	
Technology to test	Generic 2G4
Antenna Port used	1
Temperature	nom
Voltage	nom
Frequency low to test	True Freq [MHz] 2402
Frequency mid to test	True Freq [MHz] 2440
Frequency high to test	True Freq [MHz] 2480
Auto Control enabled Power Supply Climatic Box	No No
Additional Path Loss [dB]	0.5
Switched Path	EUT - SignalingUnit - SpectrumAnalyzer

Test Equipment	
Signal analyzer,Rohde&Schwarz,FSV-30,1321.3008K30/103809,3.70	
Signaling unit,Rohde&Schwarz,CMW,1201.0002k75/102550,3.8.13	
Switch matrix,CTCadvanced,RSM-1 NI DAQ,29655273,NI	

Test at TX 2402 MHz

RESULT: Reference Power cond.

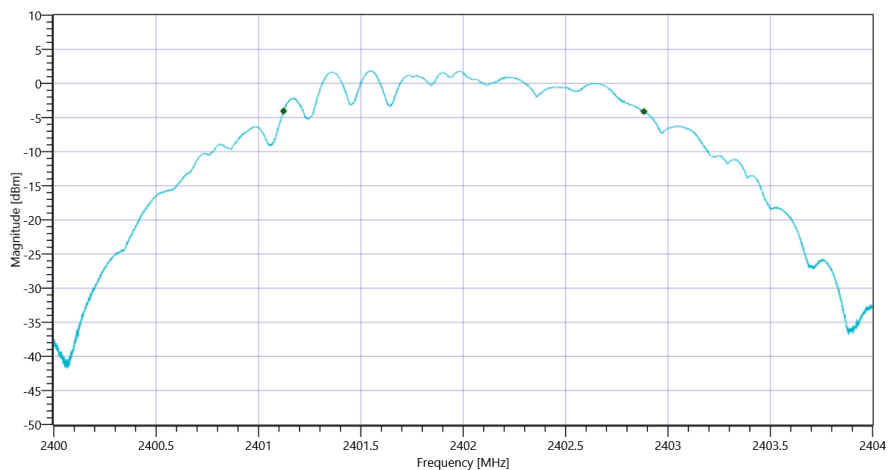
Test Description	Lower Limit	Upper Limit	Measured	Unit	Verdict
Ref. Power 1MHz/1MHz cond.	---	---	6.02	dBm	INFO
Ref. Frequency	---	---	2402.700	MHz	INFO

READ SA SETTINGS:

RefLevel [dBm] RefLevelOffset [dB] InpAtt [dB]	11.02 10.59 20
Start [MHz] Stop [MHz]	2400.000 2404.000
RBW [MHz] VBW [MHz]	0.100000 0.300000
Detector TraceMode	POS MAXH
Sweep: Time [ms] Count Points per Section Type	50 200 10001 SWE

RESULT

Test Description	Lower Limit	Upper Limit	Measured	Unit	Verdict
DTS Bandwidth (6dB)	500	---	1760	kHz	PASS



FCC Part 15.247 Bandwidth 6dB DTS ~ Generic 2G4

Test at TX 2440 MHz

RESULT: Reference Power cond.

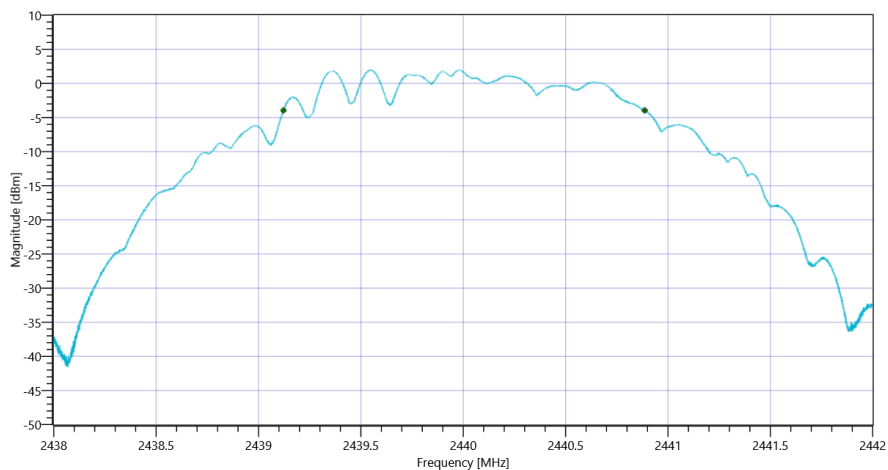
Test Description	Lower Limit	Upper Limit	Measured	Unit	Verdict
Ref. Power 1MHz/1MHz cond.	---	---	6.16	dBm	INFO
Ref. Frequency	---	---	2440.700	MHz	INFO

READ SA SETTINGS:

RefLevel [dBm] RefLevelOffset [dB] InpAtt [dB]	11.16 10.6 20
Start [MHz] Stop [MHz]	2438.000 2442.000
RBW [MHz] VBW [MHz]	0.100000 0.300000
Detector TraceMode	POS MAXH
Sweep: Time [ms] Count Points per Section Type	50 200 10001 SWE

RESULT

Test Description	Lower Limit	Upper Limit	Measured	Unit	Verdict
DTS Bandwidth (6dB)	500	---	1765	kHz	PASS



FCC Part 15.247 Bandwidth 6dB DTS ~ Generic 2G4

Test at TX 2480 MHz

RESULT: Reference Power cond.

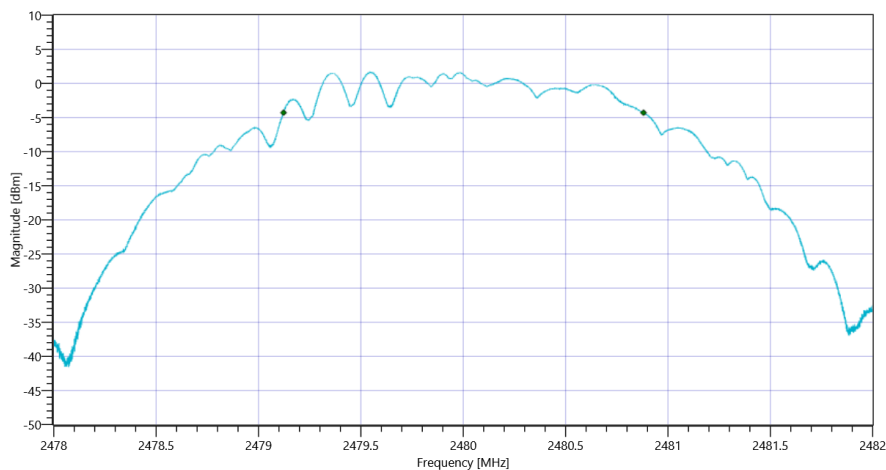
Test Description	Lower Limit	Upper Limit	Measured	Unit	Verdict
Ref. Power 1MHz/1MHz cond.	---	---	5.82	dBm	INFO
Ref. Frequency	---	---	2480.700	MHz	INFO

READ SA SETTINGS:

RefLevel [dBm] RefLevelOffset [dB] InpAtt [dB]	10.82 10.65 20
Start [MHz] Stop [MHz]	2478.000 2482.000
RBW [MHz] VBW [MHz]	0.100000 0.300000
Detector TraceMode	POS MAXH
Sweep: Time [ms] Count Points per Section Type	50 200 10001 SWE

RESULT

Test Description	Lower Limit	Upper Limit	Measured	Unit	Verdict
DTS Bandwidth (6dB)	500	---	1758	kHz	PASS



FCC Part 15.247 Bandwidth 6dB DTS ~ Generic 2G4

General verdict

PASS

FCC Part 15.247 Peak Power Spectral Density DTS ~ Generic 2G4

Test References	
TC Start	26.10.2021 13:51:26
Ambit Temp [°C] Humidity [rel%]	23.6 41
System Version	3.0.2.3
Test Specification	FCC Part 15.247
Test Method	DTS: KDB 558074 D01 V05 - Chapter 8.4 DTS maximum power spectral density level in the fundamental emission
TC Version	0.0.1
My Description	FCC 15.247 Peak Power Spectral Density DTS - Generic 2G4
Add. Information	

EUT Common settings 2G4	
Hopping supported	No
Burst length [ms]	10
Nominal Bandwidth [MHz]	2
User Interaction	Yes

Test Parameter	
Technology to test	Generic 2G4
Antenna Port used	1
Temperature	nom
Voltage	nom
Frequency low to test	True Freq [MHz] 2402
Frequency mid to test	True Freq [MHz] 2440
Frequency high to test	True Freq [MHz] 2480
Auto Control enabled Power Supply Climatic Box	No No
Additional Path Loss [dB]	0.5
Switched Path	EUT - SignalingUnit - SpectrumAnalyzer

Test Equipment	
Signal analyzer,Rohde&Schwarz,FSV-30,1321.3008K30/103809,3.70	
Signaling unit,Rohde&Schwarz,CMW,1201.0002k75/102550,3.8.13	
Switch matrix,CTCadvanced,RSM-1 NI DAQ,29655273,NI	

Test at TX 2402 MHz

RESULT: Reference Power cond.

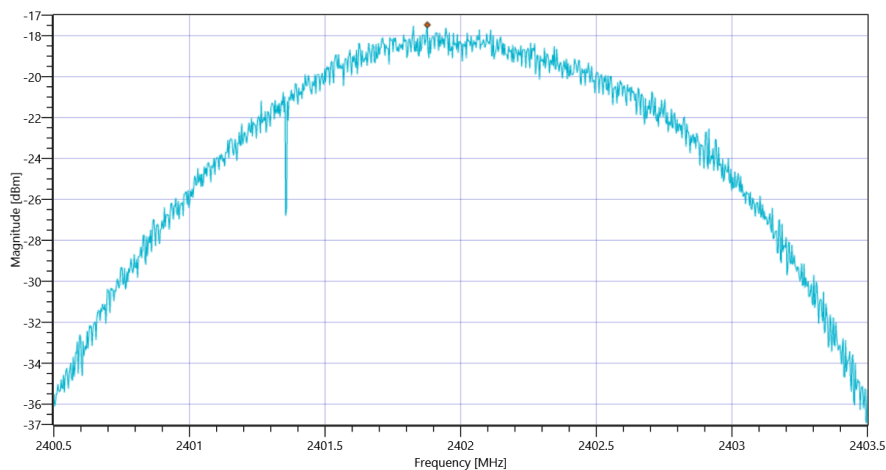
Test Description	Lower Limit	Upper Limit	Measured	Unit	Verdict
Ref. Power 1MHz/1MHz cond.	---	---	6.00	dBm	INFO
Ref. Frequency	---	---	2401.300	MHz	INFO

READ SA SETTINGS:

RefLevel [dBm] RefLevelOffset [dB] InpAtt [dB]	11.00 10.59 20
Start [MHz] Stop [MHz]	2400.500 2403.500
RBW [MHz] VBW [MHz]	0.003000 0.010000
Detector TraceMode	POS MAXH
Sweep: Time [ms] Count Points per Section Type	1000 20 1001 SWE

RESULT

Test Description	Lower Limit	Upper Limit	Measured	Unit	Verdict
Max Peak power Density	---	8	-17.47	dBm/3KHz	PASS



FCC Part 15.247 Peak Power Spectral Density DTS ~ Generic 2G4

Test at TX 2440 MHz

RESULT: Reference Power cond.

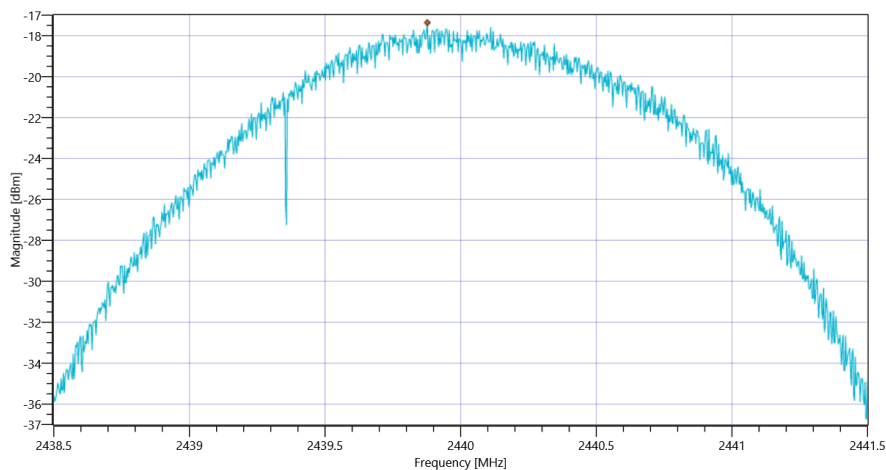
Test Description	Lower Limit	Upper Limit	Measured	Unit	Verdict
Ref. Power 1MHz/1MHz cond.	---	---	6.13	dBm	INFO
Ref. Frequency	---	---	2440.700	MHz	INFO

READ SA SETTINGS:

RefLevel [dBm] RefLevelOffset [dB] InpAtt [dB]	11.13 10.6 20
Start [MHz] Stop [MHz]	2438.500 2441.500
RBW [MHz] VBW [MHz]	0.003000 0.010000
Detector TraceMode	POS MAXH
Sweep: Time [ms] Count Points per Section Type	1000 20 1001 SWE

RESULT

Test Description	Lower Limit	Upper Limit	Measured	Unit	Verdict
Max Peak power Density	---	8	-17.36	dBm/3KHz	PASS



FCC Part 15.247 Peak Power Spectral Density DTS ~ Generic 2G4

Test at TX 2480 MHz

RESULT: Reference Power cond.

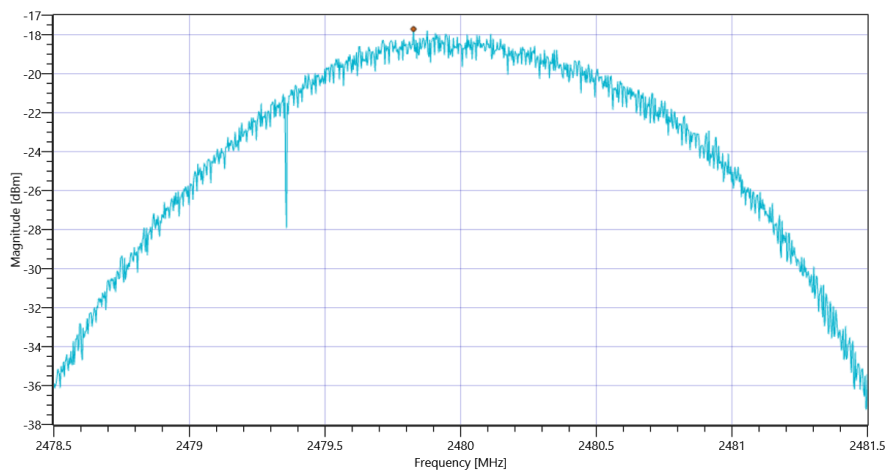
Test Description	Lower Limit	Upper Limit	Measured	Unit	Verdict
Ref. Power 1MHz/1MHz cond.	---	---	5.79	dBm	INFO
Ref. Frequency	---	---	2480.700	MHz	INFO

READ SA SETTINGS:

RefLevel [dBm] RefLevelOffset [dB] InpAtt [dB]	10.79 10.65 20
Start [MHz] Stop [MHz]	2478.500 2481.500
RBW [MHz] VBW [MHz]	0.003000 0.010000
Detector TraceMode	POS MAXH
Sweep: Time [ms] Count Points per Section Type	1000 20 1001 SWE

RESULT

Test Description	Lower Limit	Upper Limit	Measured	Unit	Verdict
Max Peak power Density	---	8	-17.71	dBm/3KHz	PASS



FCC Part 15.247 Peak Power Spectral Density DTS ~ Generic 2G4

General verdict

PASS

FCC Part 15.247 Bandwidth 99PCT-20dB ~ Generic 2G4

Test References	
TC Start	26.10.2021 13:53:46
Ambit Temp [°C] Humidity [rel%]	23.6 41
System Version	3.0.2.3
Test Specification	FCC Part 15.247
Test Method	
TC Version	0.0.2
My Description	FCC 15.247 Bandwidth 99PCT-20DB DTS - Generic 2G4
Add. Information	

EUT Common settings 2G4	
Hopping supported	No
Burst length [ms]	10
Nominal Bandwidth [MHz]	2
User Interaction	Yes

Test Parameter	
Technology to test	Generic 2G4
Antenna Port used	1
Temperature	nom
Voltage	nom
Frequency low to test	True Freq [MHz] 2402
Frequency mid to test	True Freq [MHz] 2440
Frequency high to test	True Freq [MHz] 2480
Auto Control enabled Power Supply Climatic Box	No No
Additional Path Loss [dB]	0.5
Switched Path	EUT - SignalingUnit - SpectrumAnalyzer

Test Equipment	
Signal analyzer,Rohde&Schwarz,FSV-30,1321.3008K30/103809,3.70	
Signaling unit,Rohde&Schwarz,CMW,1201.0002k75/102550,3.8.13	
Switch matrix,CTCadvanced,RSM-1 NI DAQ,29655273,NI	

Test at TX 2402 MHz

RESULT: Reference Power cond.

Test Description	Lower Limit	Upper Limit	Measured	Unit	Verdict
Ref. Power 1MHz/1MHz cond.	---	---	5.99	dBm	INFO
Ref. Frequency	---	---	2402.700	MHz	INFO

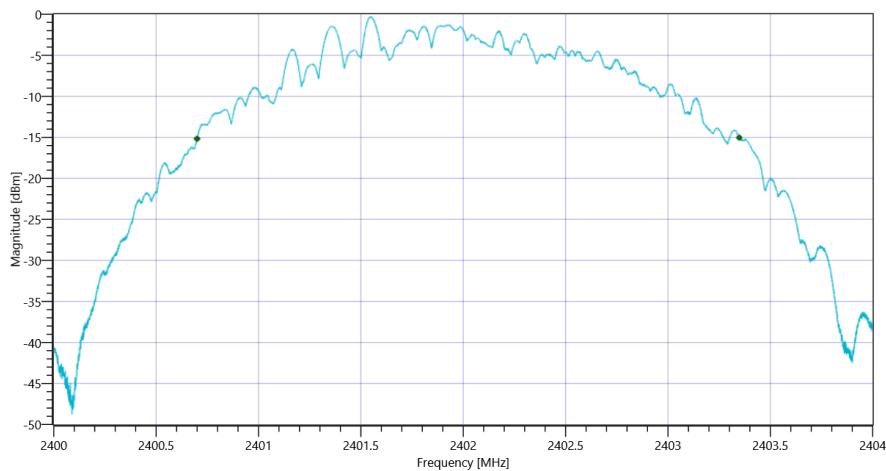
READ SA SETTINGS:

RefLevel [dBm] RefLevelOffset [dB] InpAtt [dB]	10.99 10.59 20
Start [MHz] Stop [MHz]	2400.000 2404.000
RBW [MHz] VBW [MHz]	0.050000 0.200000
Detector TraceMode	POS MAXH
Sweep: Time [ms] Count Points per Section Type	50 200 10001 SWE

RESULT

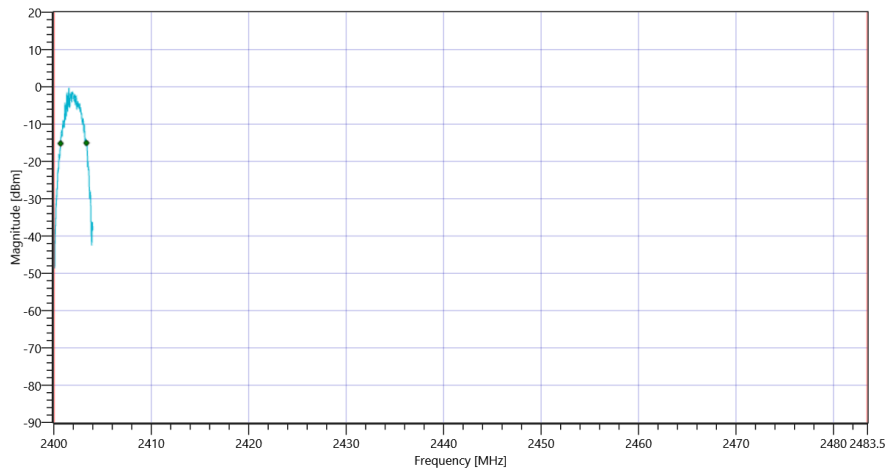
Test Description	Lower Limit	Upper Limit	Measured	Unit	Verdict
Bandwidth 99%	---	---	2648.135	kHz	INFO
T1 99%	2400.000000	---	2400.6997	MHz	PASS
T2 99%	---	2483.500000	2403.3479	MHz	PASS

Plot: Bandwidth only



FCC Part 15.247 Bandwidth 99PCT-20dB ~ Generic 2G4 99PCT

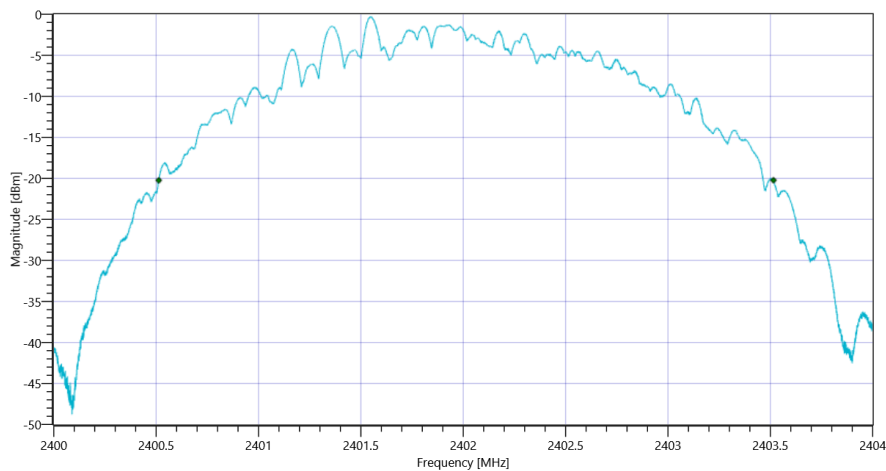
Plot: Bandwidth within Band



FCC Part 15.247 Bandwidth 99PCT-20dB ~ Generic 2G4

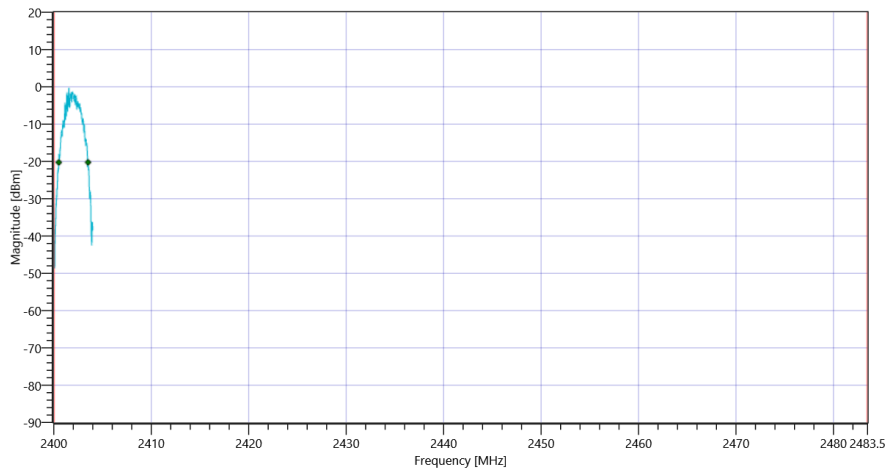
RESULT					
Test Description	Lower Limit	Upper Limit	Measured	Unit	Verdict
Bandwidth 20dB	---	---	3002	kHz	INFO
T1 20dB	2400.000000	---	2400.5128	MHz	PASS
T2 20dB	---	2483.500000	2403.5152	MHz	PASS

Plot: Bandwidth only



FCC Part 15.247 Bandwidth 99PCT-20dB ~ Generic 2G4 20dB

Plot: Bandwidth within Band



Test at TX 2440 MHz

RESULT: Reference Power cond.

Test Description	Lower Limit	Upper Limit	Measured	Unit	Verdict
Ref. Power 1MHz/1MHz cond.	---	---	6.13	dBm	INFO
Ref. Frequency	---	---	2440.700	MHz	INFO

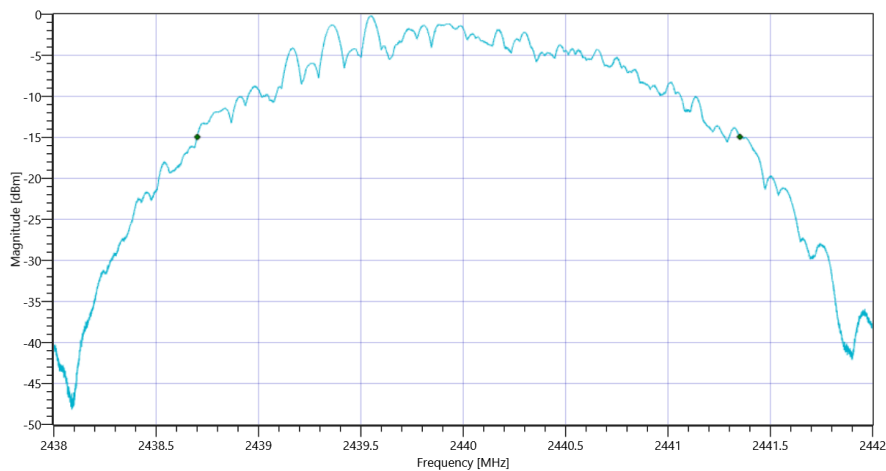
READ SA SETTINGS:

RefLevel [dBm] RefLevelOffset [dB] InpAtt [dB]	11.13 10.6 20
Start [MHz] Stop [MHz]	2438.000 2442.000
RBW [MHz] VBW [MHz]	0.050000 0.200000
Detector TraceMode	POS MAXH
Sweep: Time [ms] Count Points per Section Type	50 200 10001 SWE

RESULT

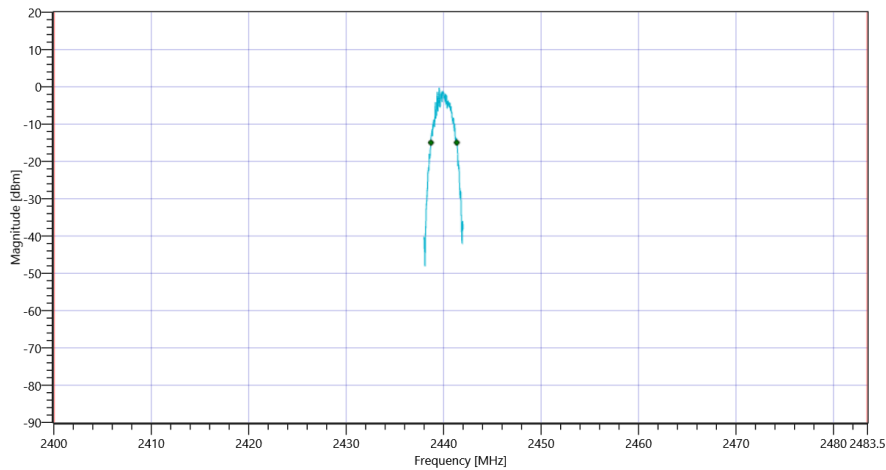
Test Description	Lower Limit	Upper Limit	Measured	Unit	Verdict
Bandwidth 99%	---	---	2650.135	kHz	INFO
T1 99%	2400.000000	---	2438.7009	MHz	PASS
T2 99%	---	2483.500000	2441.3511	MHz	PASS

Plot: Bandwidth only



FCC Part 15.247 Bandwidth 99PCT-20dB ~ Generic 2G4 99PCT

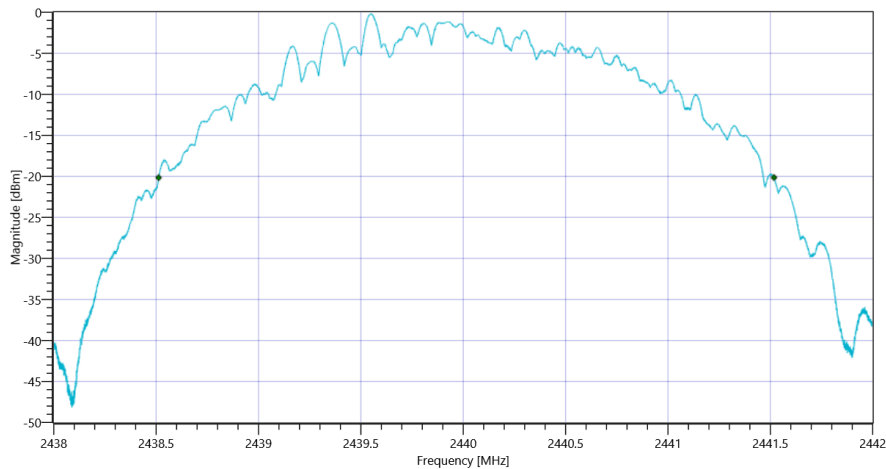
Plot: Bandwidth within Band



FCC Part 15.247 Bandwidth 99PCT-20dB ~ Generic 2G4

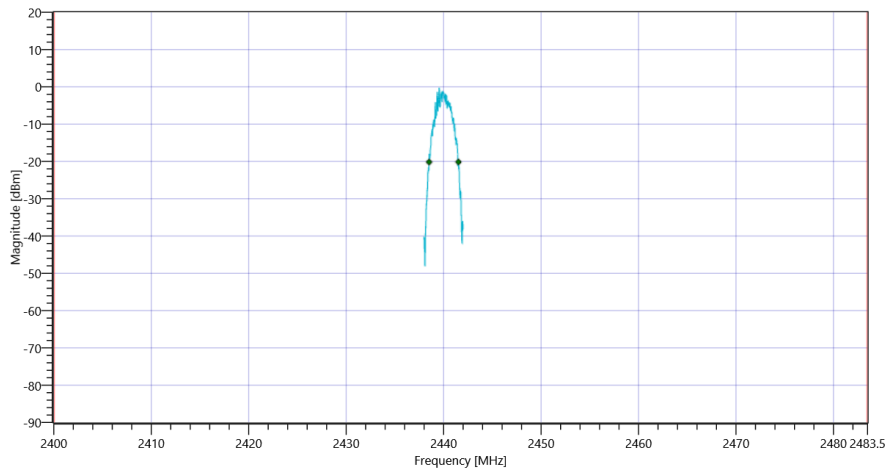
RESULT					
Test Description	Lower Limit	Upper Limit	Measured	Unit	Verdict
Bandwidth 20dB	---	---	3006	kHz	INFO
T1 20dB	2400.000000	---	2438.5120	MHz	PASS
T2 20dB	---	2483.500000	2441.5176	MHz	PASS

Plot: Bandwidth only



FCC Part 15.247 Bandwidth 99PCT-20dB ~ Generic 2G4 20dB

Plot: Bandwidth within Band



Test at TX 2480 MHz

RESULT: Reference Power cond.

Test Description	Lower Limit	Upper Limit	Measured	Unit	Verdict
Ref. Power 1MHz/1MHz cond.	---	---	5.75	dBm	INFO
Ref. Frequency	---	---	2480.700	MHz	INFO

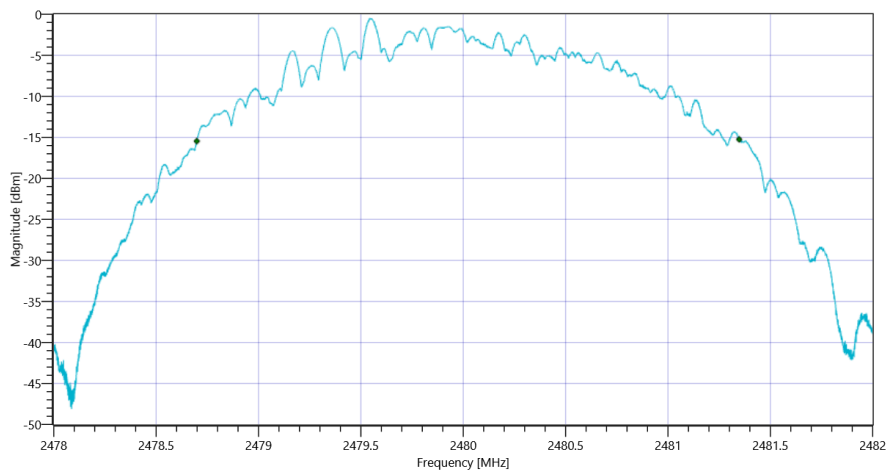
READ SA SETTINGS:

RefLevel [dBm] RefLevelOffset [dB] InpAtt [dB]	10.75 10.65 20
Start [MHz] Stop [MHz]	2478.000 2482.000
RBW [MHz] VBW [MHz]	0.050000 0.200000
Detector TraceMode	POS MAXH
Sweep: Time [ms] Count Points per Section Type	50 200 10001 SWE

RESULT

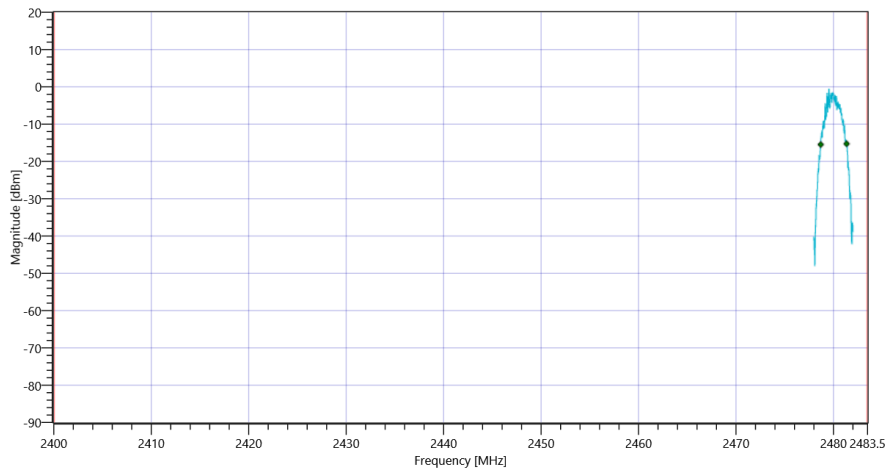
Test Description	Lower Limit	Upper Limit	Measured	Unit	Verdict
Bandwidth 99%	---	---	2649.335	kHz	INFO
T1 99%	2400.000000	---	2478.6985	MHz	PASS
T2 99%	---	2483.500000	2481.3479	MHz	PASS

Plot: Bandwidth only



FCC Part 15.247 Bandwidth 99PCT-20dB ~ Generic 2G4 99PCT

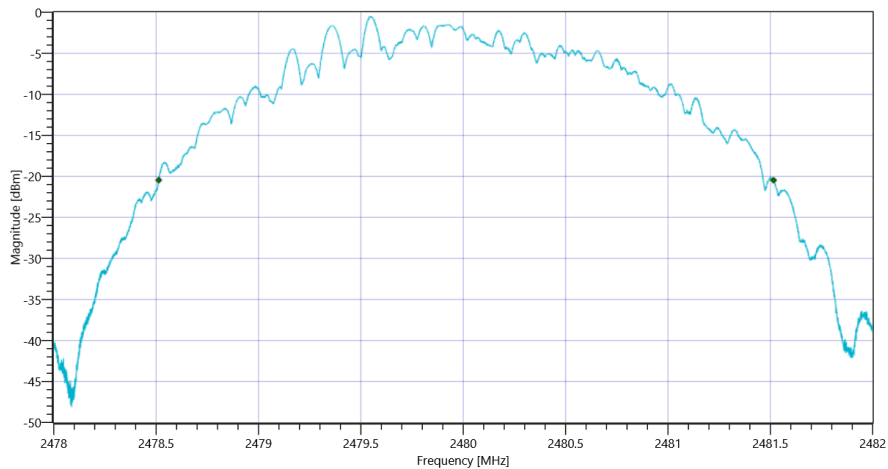
Plot: Bandwidth within Band



FCC Part 15.247 Bandwidth 99PCT-20dB ~ Generic 2G4

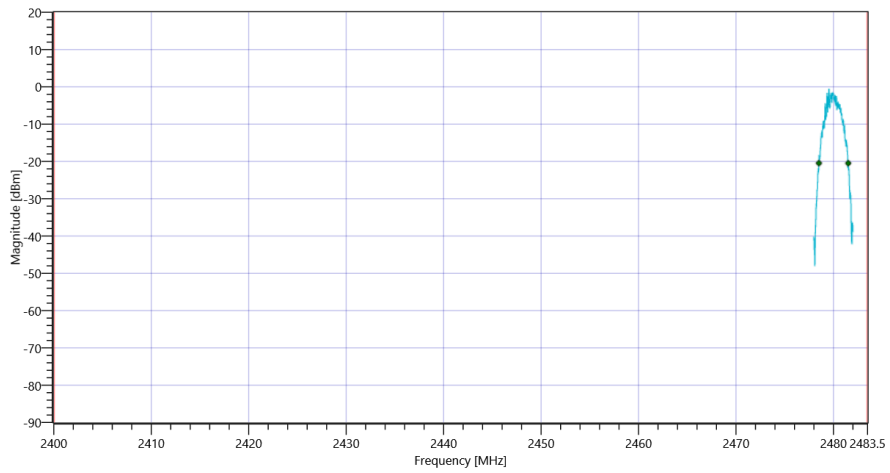
RESULT					
Test Description	Lower Limit	Upper Limit	Measured	Unit	Verdict
Bandwidth 20dB	---	---	3003	kHz	INFO
T1 20dB	2400.000000	---	2478.5124	MHz	PASS
T2 20dB	---	2483.500000	2481.5156	MHz	PASS

Plot: Bandwidth only



FCC Part 15.247 Bandwidth 99PCT-20dB ~ Generic 2G4 20dB

Plot: Bandwidth within Band



FCC Part 15.247 Bandwidth 99PCT-20dB ~ Generic 2G4

General verdict

PASS

FCC Part 15.247 Maximum Peak Conducted Output Power FHSS ~ Generic 2G4

Test References	
TC Start	21.06.2021 16:11:36
Ambit Temp [°C] Humidity [rel%]	28.0 42
System Version	3.0.1.4
Test Specification	FCC Part 15.247
Test Method	
TC Version	0.0.1
My Description	FCC 15.247 Maximum Peak Output Power Conducted FHSS - Generic 2G4
Add. Information	

EUT Common settings 2G4	
Hopping supported	No
Burst length [ms]	10
Nominal Bandwidth [MHz]	2
User Interaction	No

Test Parameter	
Technology to test	Generic 2G4
Antenna Port used	1
Temperature	nom
Voltage	nom
Frequency low to test	True Freq [MHz] 2402
Frequency mid to test	True Freq [MHz] 2440
Frequency high to test	True Freq [MHz] 2480
Auto Control enabled Power Supply Climatic Box	No No
Additional Path Loss [dB]	0.5
Switched Path	EUT - SignalingUnit - SpectrumAnalyzer

Test Equipment	
Signal analyzer,Rohde&Schwarz,FSV-30,1321.3008K30/103809,3.70	
Signaling unit,Rohde&Schwarz,CMW,1201.0002k75/100683,3.7.171	
Switch matrix,CTCadvanced,RSM-1 NI DAQ,29655273,NI	

Test at TX 2402 MHz

RESULT: Reference Power cond.

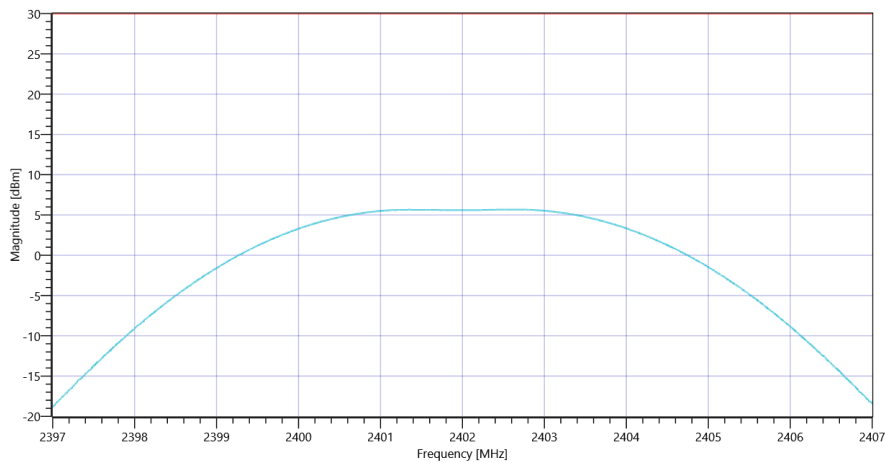
Test Description	Lower Limit	Upper Limit	Measured	Unit	Verdict
Ref. Power 1MHz/1MHz cond.	---	---	5.98	dBm	INFO
Ref. Frequency	---	---	2402.700	MHz	INFO

READ SA SETTINGS:

RefLevel [dBm] RefLevelOffset [dB] InpAtt [dB]	15.98 10.59 25
Start [MHz] Stop [MHz]	2397.000 2407.000
RBW [MHz] VBW [MHz]	3.000000 10.000000
Detector TraceMode	POS MAXH
Sweep: Time [ms] Count Points per Section Type	1000 10 1001 SWE

RESULT

Test Description	Lower Limit	Upper Limit	Measured	Unit	Verdict
Peak Power	---	30.00	5.68	dBm	PASS
Peak Power	---	1000	3.698282	mW	PASS
Frequency at Peak	---	---	2402.589	MHz	INFO



FCC Part 15.247 Maximum Peak Conducted Output Power FHSS ~ Generic 2G4

Test at TX 2440 MHz

RESULT: Reference Power cond.

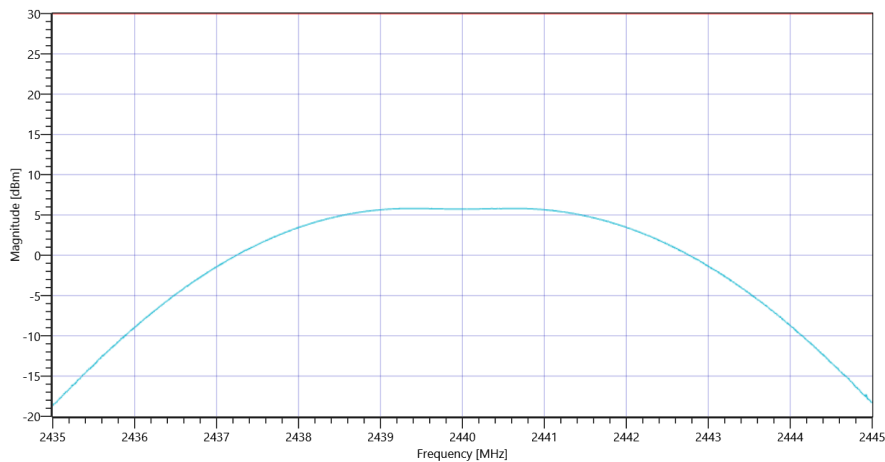
Test Description	Lower Limit	Upper Limit	Measured	Unit	Verdict
Ref. Power 1MHz/1MHz cond.	---	---	5.84	dBm	INFO
Ref. Frequency	---	---	2401.340	MHz	INFO

READ SA SETTINGS:

RefLevel [dBm] RefLevelOffset [dB] InpAtt [dB]	15.84 10.6 25
Start [MHz] Stop [MHz]	2435.000 2445.000
RBW [MHz] VBW [MHz]	3.000000 10.000000
Detector TraceMode	POS MAXH
Sweep: Time [ms] Count Points per Section Type	1000 10 1001 SWE

RESULT

Test Description	Lower Limit	Upper Limit	Measured	Unit	Verdict
Peak Power	---	30.00	5.8	dBm	PASS
Peak Power	---	1000	3.801894	mW	PASS
Frequency at Peak	---	---	2440.659	MHz	INFO



FCC Part 15.247 Maximum Peak Conducted Output Power FHSS ~ Generic 2G4

Test at TX 2480 MHz

RESULT: Reference Power cond.

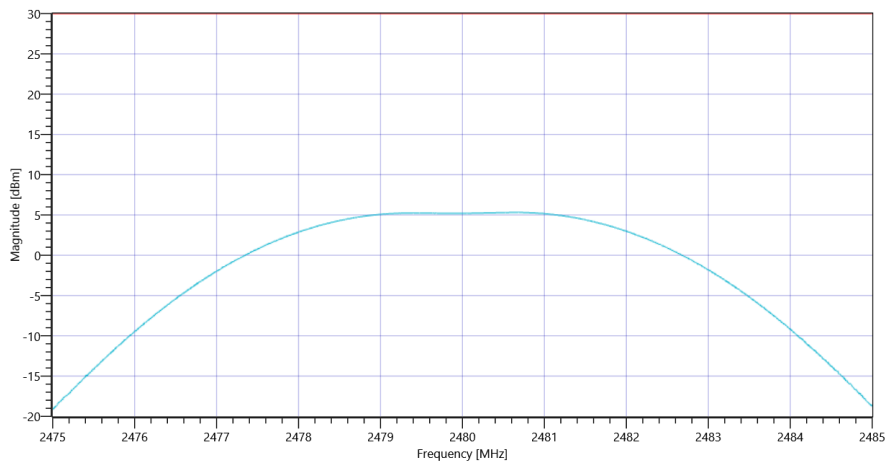
Test Description	Lower Limit	Upper Limit	Measured	Unit	Verdict
Ref. Power 1MHz/1MHz cond.	---	---	6.07	dBm	INFO
Ref. Frequency	---	---	2439.340	MHz	INFO

READ SA SETTINGS:

RefLevel [dBm] RefLevelOffset [dB] InpAtt [dB]	16.07 10.65 25
Start [MHz] Stop [MHz]	2475.000 2485.000
RBW [MHz] VBW [MHz]	3.000000 10.000000
Detector TraceMode	POS MAXH
Sweep: Time [ms] Count Points per Section Type	1000 10 1001 SWE

RESULT

Test Description	Lower Limit	Upper Limit	Measured	Unit	Verdict
Peak Power	---	30.00	5.31	dBm	PASS
Peak Power	---	1000	3.396253	mW	PASS
Frequency at Peak	---	---	2480.639	MHz	INFO



FCC Part 15.247 Maximum Peak Conducted Output Power FHSS ~ Generic 2G4

General verdict

PASS

FCC Part 15.247 TX Spurious Conducted ~ Generic 2G4

Test References	
TC Start	21.06.2021 16:19:57
Ambit Temp [°C] Humidity [rel%]	28.1 42
System Version	3.0.1.4
Test Specification	FCC Part 15.247
Test Method	IF DTS then 8.5 DTS emissions in non-restricted frequency bands: Subclause 11.11 of ANSI C63.10 is applicable.
TC Version	0.0.1
My Description	FCC 15.247 TX Emissions Conducted FHSS - Generic 2G4
Add. Information	

EUT Common settings 2G4	
Hopping supported	No
Burst length [ms]	10
Nominal Bandwidth [MHz]	2
User Interaction	Yes

Test Parameter	
Technology to test	Generic 2G4
Antenna Port used	1
Temperature	nom
Voltage	nom
Frequency low to test	True Freq [MHz] 2402
Frequency mid to test	True Freq [MHz] 2440
Frequency high to test	True Freq [MHz] 2480
Auto Control enabled Power Supply Climatic Box	No No
Additional Path Loss [dB]	0.5
Switched Path	EUT - SignalingUnit - SpectrumAnalyzer

Test Equipment	
Signal analyzer,Rohde&Schwarz,FSV-30,1321.3008K30/103809,3.70	
Signaling unit,Rohde&Schwarz,CMW,1201.0002k75/100683,3.7.171	
Switch matrix,CTCadvanced,RSM-1 NI DAQ,29655273,NI	

Test at TX 2402 MHz

RESULT: Reference Power cond.

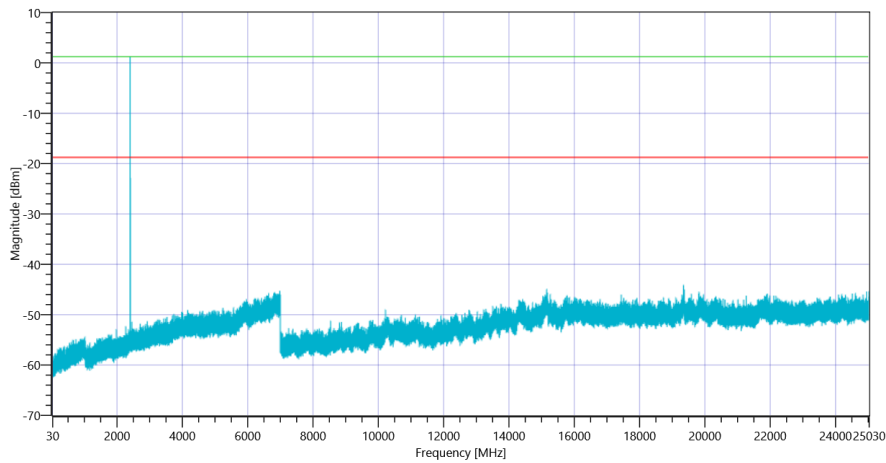
Test Description	Lower Limit	Upper Limit	Measured	Unit	Verdict
Ref. Power 1MHz/1MHz cond.	---	---	5.66	dBm	INFO
Ref. Frequency	---	---	2402.700	MHz	INFO

READ SA SETTINGS:

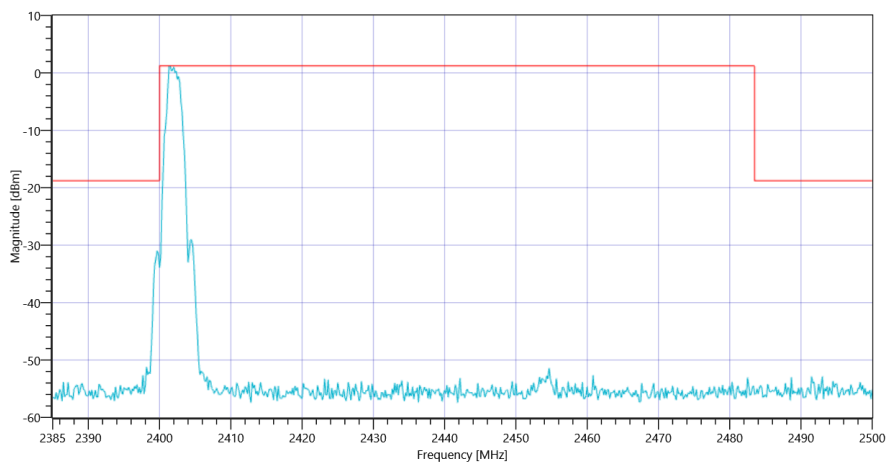
RefLevel [dBm] RefLevelOffset [dB] InpAtt [dB]	5.66 0 25
Start [MHz] Stop [MHz]	24530.000 25030.000
RBW [MHz] VBW [MHz]	0.100000 0.300000
Detector TraceMode	POS MAXH
Sweep: Time [ms] Count Points per Section Type	500 8 3001 SWE

RESULT

Test Description	Lower Limit	Upper Limit	Measured	Unit	Verdict
Reference @ 2401.50 MHz	---	---	1.23	dBm	INFO
No peaks detected	---	---			PASS
Lowest margin to limit 30 MHz	0	---	-139.82	dB	INFO



FCC Part 15.247 TX Spurious Conducted ~ Generic 2G4 2402



FCC Part 15.247 TX Spurious Conducted ~ Generic 2G4 2402

Test at TX 2440 MHz

RESULT: Reference Power cond.

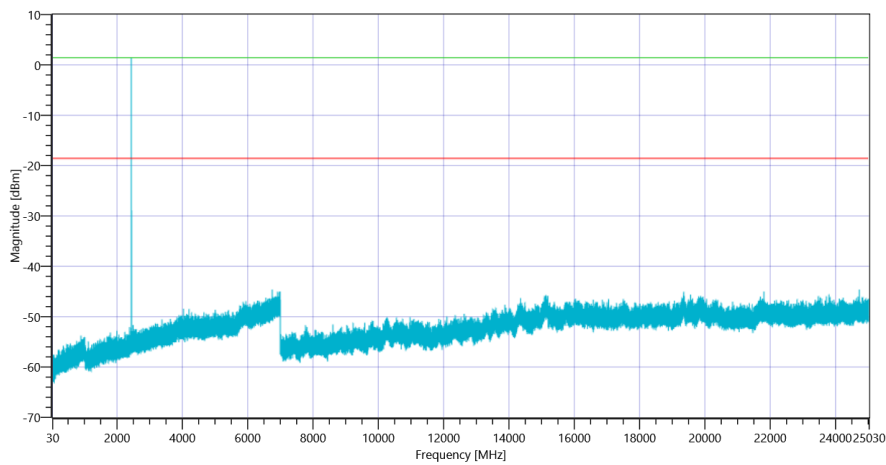
Test Description	Lower Limit	Upper Limit	Measured	Unit	Verdict
Ref. Power 1MHz/1MHz cond.	---	---	5.83	dBm	INFO
Ref. Frequency	---	---	2440.700	MHz	INFO

READ SA SETTINGS:

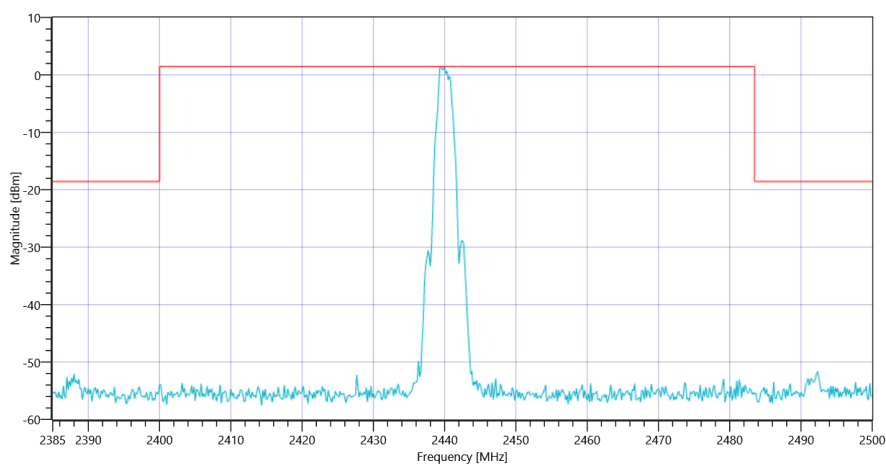
RefLevel [dBm] RefLevelOffset [dB] InpAtt [dB]	5.83 0 25
Start [MHz] Stop [MHz]	24530.000 25030.000
RBW [MHz] VBW [MHz]	0.100000 0.300000
Detector TraceMode	POS MAXH
Sweep: Time [ms] Count Points per Section Type	500 8 3001 SWE

RESULT

Test Description	Lower Limit	Upper Limit	Measured	Unit	Verdict
Reference @ 2440.00 MHz	---	---	1.44	dBm	INFO
No peaks detected	---	---			PASS
Lowest margin to limit 6749.667 MHz	0	---	26.05	dB	INFO



FCC Part 15.247 TX Spurious Conducted ~ Generic 2G4 2440



FCC Part 15.247 TX Spurious Conducted ~ Generic 2G4 2440

Test at TX 2480 MHz

RESULT: Reference Power cond.

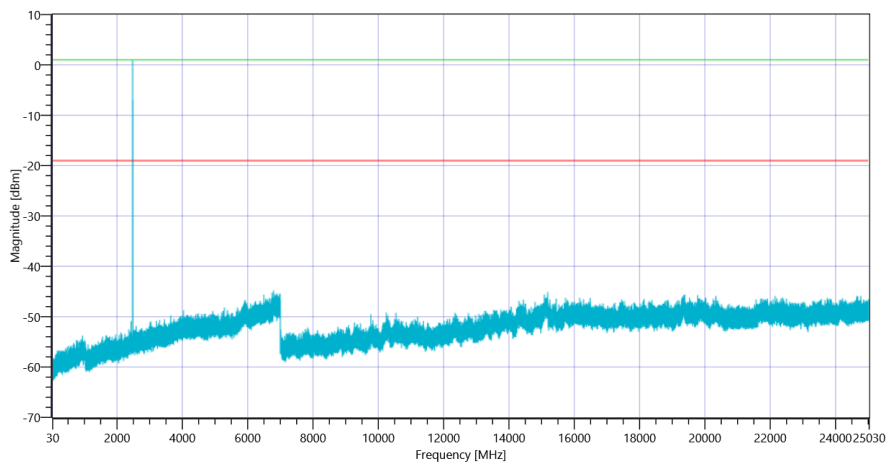
Test Description	Lower Limit	Upper Limit	Measured	Unit	Verdict
Ref. Power 1MHz/1MHz cond.	---	---	5.38	dBm	INFO
Ref. Frequency	---	---	2480.700	MHz	INFO

READ SA SETTINGS:

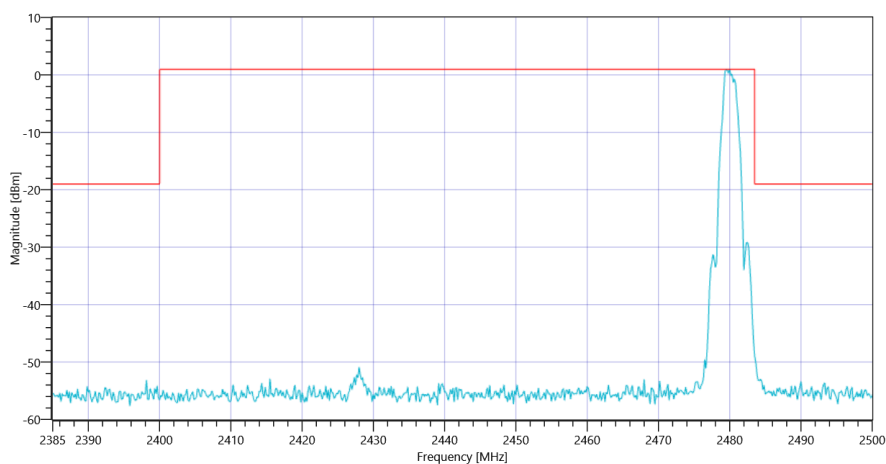
RefLevel [dBm] RefLevelOffset [dB] InpAtt [dB]	5.38 0 25
Start [MHz] Stop [MHz]	24530.000 25030.000
RBW [MHz] VBW [MHz]	0.100000 0.300000
Detector TraceMode	POS MAXH
Sweep: Time [ms] Count Points per Section Type	500 8 3001 SWE

RESULT

Test Description	Lower Limit	Upper Limit	Measured	Unit	Verdict
Reference @ 2480.00 MHz	---	---	0.98	dBm	INFO
No peaks detected	---	---			PASS
Lowest margin to limit 6789.5 MHz	0	---	25.8	dB	INFO



FCC Part 15.247 TX Spurious Conducted ~ Generic 2G4 2480



FCC Part 15.247 TX Spurious Conducted ~ Generic 2G4 2480

General verdict

PASS

- END OF DOCUMENT -
