

Measurement Results

No.1-2398/21-01-14_Annex_MR

Test logging

This document is electronically signed and valid without handwritten signature.
For verification of the electronic signatures, the public keys can be requested at the testing laboratory.

Document authorized:

Jörg Warken
Lab Manager
Radio Communications

Table of Content

EUT Information	3
Common2G4 Peak OP 3MHz/3MHz ~ BT LE 1 Msps	4
FCC Part 15.247 Maximum Peak Conducted Output Power DTS ~ BT LE 1 Msps	8
FCC Part 15.247 Bandwidth 6dB DTS ~ BT LE 1 Msps	15
FCC Part 15.247 Peak Power Spectral Density DTS ~ BT LE 1 Msps	19
FCC Part 15.247 Bandwidth 99PCT-20dB ~ BT LE 1 Msps	23
FCC Part 15.247 TX Spurious Conducted ~ BT LE 1 Msps	33
FCC Part 15.247 Restricted Band Edge Conducted Peak DTS Video Avg ~ BT LE 1 Msps	40
FCC Part 15.247 Restricted Band Edge Conducted Peak DTS Video Avg ~ BT LE 1 Msps	43

EUT Information

EUT DEFINITION	
Manufacturer	Sonova Communications AG
Type	Phonak Earbuds TWE21 -Cradle
Serial Number	Sample Cradle conducted #1
Setup Number	1.0
Version SW	NI
Version FW	0.1.9
Version HW	VP2
Comment 1	
Comment 2	
Temperature [°C] Min	5
Temperature [°C] Nom	20
Temperature [°C] Max	40
Voltage [V] Min	3.1
Voltage [V] Nom	3.8
Voltage [V] Max	4.35

Common2G4 Peak OP 3MHz/3MHz ~ BT LE 1 Msps

Test References	
TC Start	14.06.2021 12:06:48
Ambit Temp [°C] Humidity [rel%]	26.7 32
System Version	3.0.1.3
Test Specification	None
Test Method	
TC Version	0.0.1
My Description	Peak Output Power conducted 3MHz/3MHz - BT LE 1 Msps
Add. Information	

EUT Common Settings BT Low Energy	
Intermodulation Value N	3
Image Freq. Low Mid High [MHz]	0 0 0
Power Class	2
1 Mbps supported	True TXpayload 255 RXpayload 255
2 Mbps supported	False TXpayload 255 RXpayload 255
Longrange S8 supported	False TXpayload 255 RXpayload 255
Longrange S2 supported	False TXpayload 255 RXpayload 255
Signaling Settings	USB_RS232 HCI 13 115200 None S1 None On
Signaling RF Settings	RF1com 0 0 On
User Interaction	No
Switch Matrix & Pathcompensation enabled	Yes

Test Parameter	
Technology to test	BT LE 1 Msps
Antenna Port used	1
Temperature	nom
Voltage	nom
Frequency low to test	True Freq [MHz] 2402
Frequency mid to test	True Freq [MHz] 2440
Frequency high to test	True Freq [MHz] 2480
Auto Control enabled Power Supply Climatic Box	No No
Additional Path Loss [dB]	0.5
Switched Path	EUT - SignalingUnit - SpectrumAnalyzer

Test Equipment	
Signal analyzer,Rohde&Schwarz,FSV-30,1321.3008K30/103809,3.70	
Signaling unit,Rohde&Schwarz,CMW,1201.0002k75/100683,3.7.171	
Switch matrix,CTCadvanced,RSM-1 NI DAQ,29655273,NI	

Test at TX 2402 MHz

RESULT: Reference Power cond.

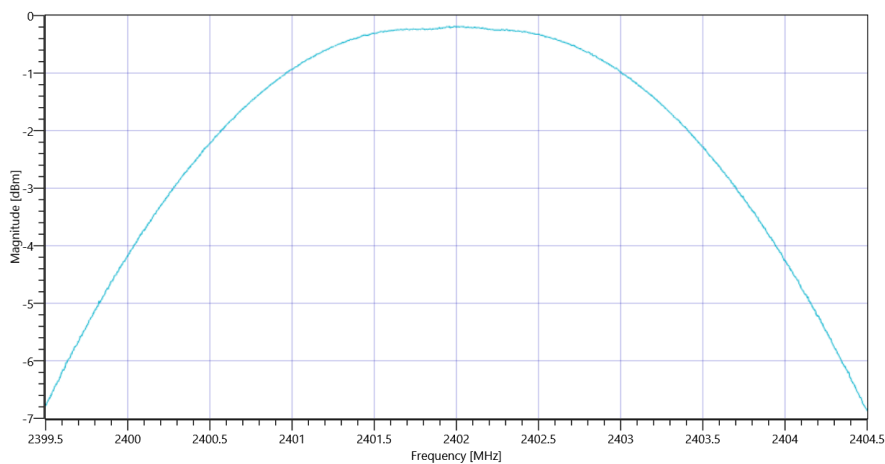
Test Description	Lower Limit	Upper Limit	Measured	Unit	Verdict
Ref. Power 1MHz/1MHz cond.	---	---	-0.03	dBm	INFO
Ref. Frequency	---	---	2401.700	MHz	INFO

READ SA SETTINGS:

RefLevel [dBm] RefLevelOffset [dB] InpAtt [dB]	9.97 10.59 15
Start [MHz] Stop [MHz]	2399.500 2404.500
RBW [MHz] VBW [MHz]	3.000000 3.000000
Detector TraceMode	POS MAXH
Sweep: Time [ms] Count Points per Section Type	1000 10 1001 SWE

RESULT

Test Description	Lower Limit	Upper Limit	Measured	Unit	Verdict
Peak Power	---	---	-0.19	dBm	Info
Peak Power	---	---	0.957194	mW	Info
Frequency at Peak	---	---	2401.99	MHz	Info



Common2G4 Peak OP 3MHz-3MHz ~ BT LE 1 Msps

Test at TX 2440 MHz

RESULT: Reference Power cond.

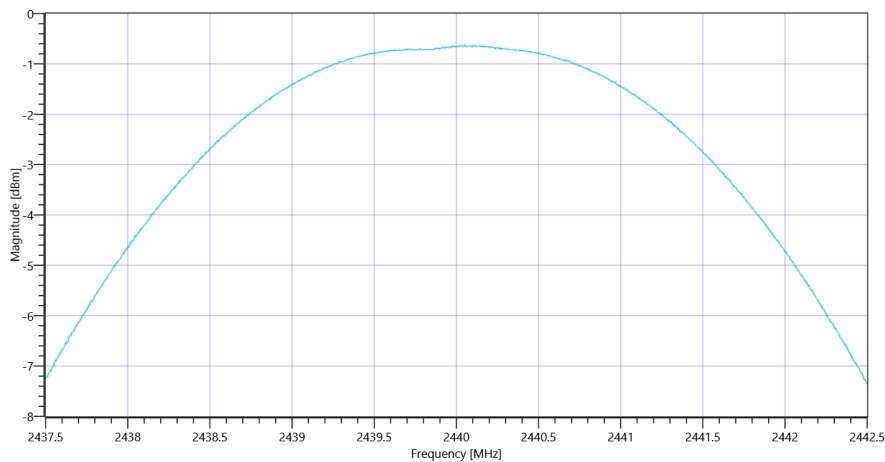
Test Description	Lower Limit	Upper Limit	Measured	Unit	Verdict
Ref. Power 1MHz/1MHz cond.	---	---	-0.57	dBm	INFO
Ref. Frequency	---	---	2439.700	MHz	INFO

READ SA SETTINGS:

RefLevel [dBm] RefLevelOffset [dB] InpAtt [dB]	9.43 10.6 15
Start [MHz] Stop [MHz]	2437.500 2442.500
RBW [MHz] VBW [MHz]	3.000000 3.000000
Detector TraceMode	POS MAXH
Sweep: Time [ms] Count Points per Section Type	1000 10 1001 SWE

RESULT

Test Description	Lower Limit	Upper Limit	Measured	Unit	Verdict
Peak Power	---	---	-0.63	dBm	Info
Peak Power	---	---	0.864968	mW	Info
Frequency at Peak	---	---	2440.055	MHz	Info



Common2G4 Peak OP 3MHz-3MHz ~ BT LE 1 Msps

Test at TX 2480 MHz

RESULT: Reference Power cond.

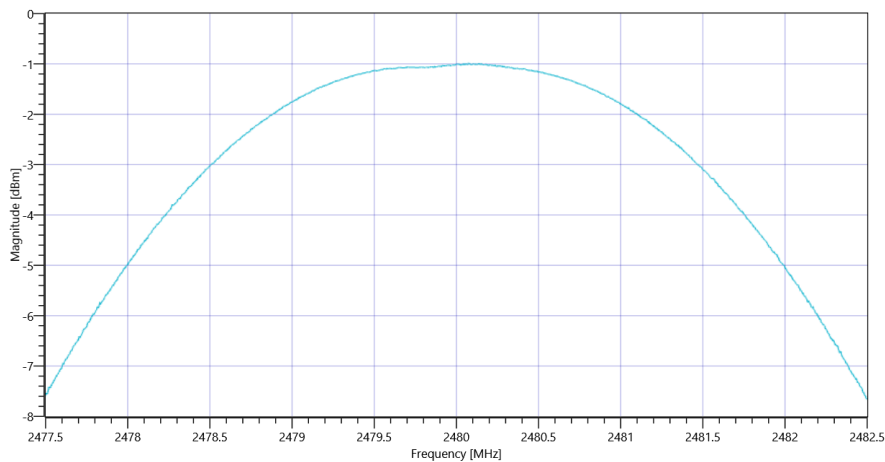
Test Description	Lower Limit	Upper Limit	Measured	Unit	Verdict
Ref. Power 1MHz/1MHz cond.	---	---	-0.90	dBm	INFO
Ref. Frequency	---	---	2479.800	MHz	INFO

READ SA SETTINGS:

RefLevel [dBm] RefLevelOffset [dB] InpAtt [dB]	9.10 10.65 15
Start [MHz] Stop [MHz]	2477.500 2482.500
RBW [MHz] VBW [MHz]	3.000000 3.000000
Detector TraceMode	POS MAXH
Sweep: Time [ms] Count Points per Section Type	1000 10 1001 SWE

RESULT

Test Description	Lower Limit	Upper Limit	Measured	Unit	Verdict
Peak Power	---	---	-0.98	dBm	Info
Peak Power	---	---	0.797995	mW	Info
Frequency at Peak	---	---	2480.075	MHz	Info



Common2G4 Peak OP 3MHz-3MHz ~ BT LE 1 Msps

General verdict

PASS

FCC Part 15.247 Maximum Peak Conducted Output Power DTS ~ BT LE 1 Msps

Test References	
TC Start	14.06.2021 12:08:19
Ambit Temp [°C] Humidity [rel%]	26.8 32
System Version	3.0.1.3
Test Specification	FCC Part 15.247
Test Method	DTS: KDB 558074 D01 V05 - Chapter 8.3.1.1 RBW ≥ DTS Bandwidth
TC Version	0.0.1
My Description	FCC 15.247 Maximum Peak Output Power Conducted DTS - BT LE 1 Msps
Add. Information	

EUT Common Settings BT Low Energy	
Intermodulation Value N	3
Image Freq. Low Mid High [MHz]	0 0 0
Power Class	2
1 Mbps supported	True TXpayload 255 RXpayload 255
2 Mbps supported	False TXpayload 255 RXpayload 255
Longrange S8 supported	False TXpayload 255 RXpayload 255
Longrange S2 supported	False TXpayload 255 RXpayload 255
Signaling Settings	USB_RS232 HCI 13 115200 None S1 None On
Signaling RF Settings	RF1com 0 0 On
User Interaction	No
Switch Matrix & Pathcompensation enabled	Yes

Test Parameter	
Technology to test	BT LE 1 Msps
Antenna Port used	1
Temperature	nom
Voltage	nom
Frequency low to test	True Freq [MHz] 2402
Frequency mid to test	True Freq [MHz] 2440
Frequency high to test	True Freq [MHz] 2480
Auto Control enabled Power Supply Climatic Box	No No
Additional Path Loss [dB]	0.5
Switched Path	EUT - SignalingUnit - SpectrumAnalyzer

Test Equipment	
Signal analyzer,Rohde&Schwarz,FSV-30,1321.3008K30/103809,3.70	
Signaling unit,Rohde&Schwarz,CMW,1201.0002k75/100683,3.7.171	
Switch matrix,CTCadvanced,RSM-1 NI DAQ,29655273,NI	

Test at TX 2402 MHz

RESULT: Reference Power cond.

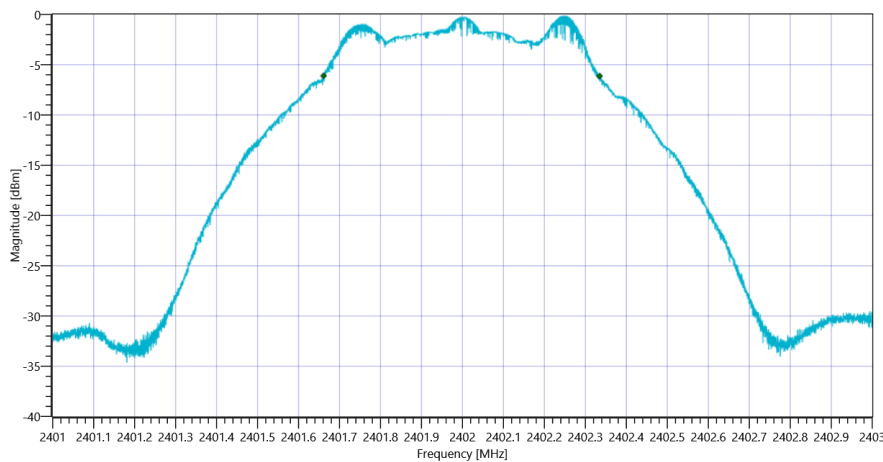
Test Description	Lower Limit	Upper Limit	Measured	Unit	Verdict
Ref. Power 1MHz/1MHz cond.	---	---	-0.07	dBm	INFO
Ref. Frequency	---	---	2401.800	MHz	INFO

READ SA SETTINGS:

RefLevel [dBm] RefLevelOffset [dB] InpAtt [dB]	4.93 10.59 10
Start [MHz] Stop [MHz]	2401.000 2403.000
RBW [MHz] VBW [MHz]	0.100000 0.300000
Detector TraceMode	POS MAXH
Sweep: Time [ms] Count Points per Section Type	50 200 10001 SWE

DTS Bandwidth

Test Description	Lower Limit	Upper Limit	Measured	Unit	Verdict
DTS Bandwidth (6dB)	---	---	674	kHz	INFO



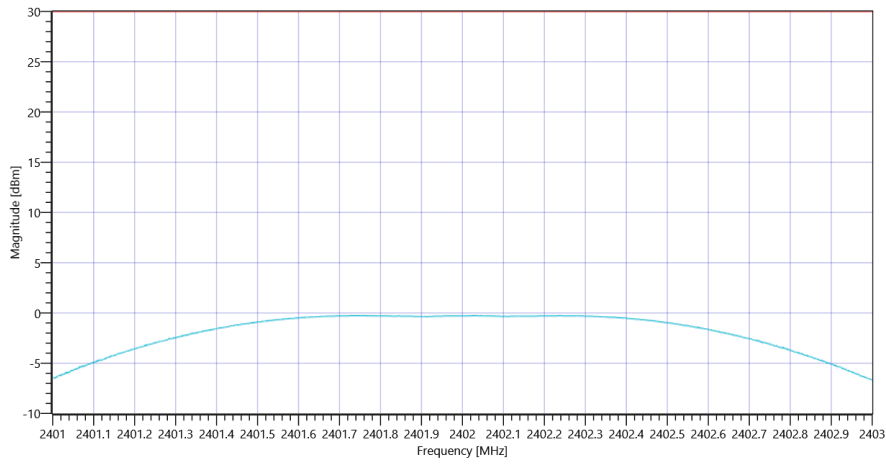
FCC Part 15.247 Maximum Peak Conducted Output Power DTS ~ BT LE 1 MspS DTS BW

READ SA SETTINGS:

RefLevel [dBm] RefLevelOffset [dB] InpAtt [dB]	9.93 10.59 15
Start [MHz] Stop [MHz]	2401.000 2403.000
RBW [MHz] VBW [MHz]	1.000000 5.000000
Detector TraceMode	POS MAXH
Sweep: Time [ms] Count Points per Section Type	50 200 1001 SWE

RESULT

Test Description	Lower Limit	Upper Limit	Measured	Unit	Verdict
Peak Power	---	30.00	-0.27	dBm	PASS
Peak Power	---	1000	0.939723	mW	PASS
Frequency at Peak	---	---	2402.034	MHz	INFO



FCC Part 15.247 Maximum Peak Conducted Output Power DTS ~ BT LE 1 Msps

Test at TX 2440 MHz

RESULT: Reference Power cond.

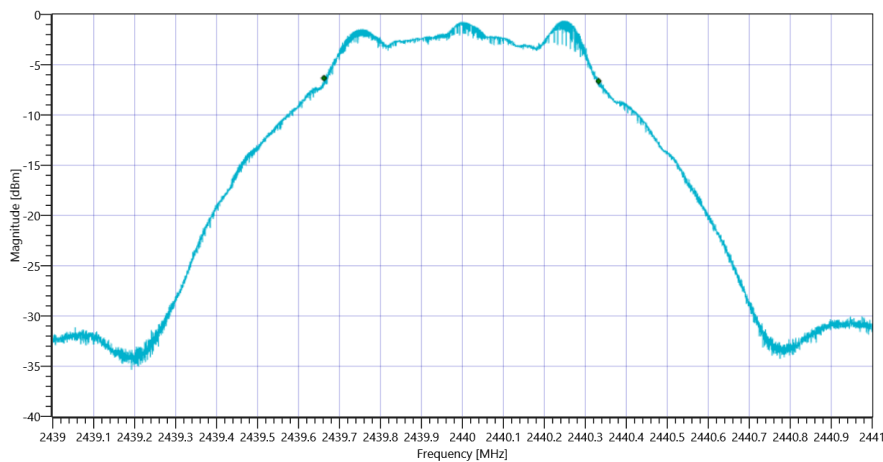
Test Description	Lower Limit	Upper Limit	Measured	Unit	Verdict
Ref. Power 1MHz/1MHz cond.	---	---	-0.55	dBm	INFO
Ref. Frequency	---	---	2440.200	MHz	INFO

READ SA SETTINGS:

RefLevel [dBm] RefLevelOffset [dB] InpAtt [dB]	4.45 10.6 10
Start [MHz] Stop [MHz]	2439.000 2441.000
RBW [MHz] VBW [MHz]	0.100000 0.300000
Detector TraceMode	POS MAXH
Sweep: Time [ms] Count Points per Section Type	50 200 10001 SWE

DTS Bandwidth

Test Description	Lower Limit	Upper Limit	Measured	Unit	Verdict
DTS Bandwidth (6dB)	---	---	670	kHz	INFO



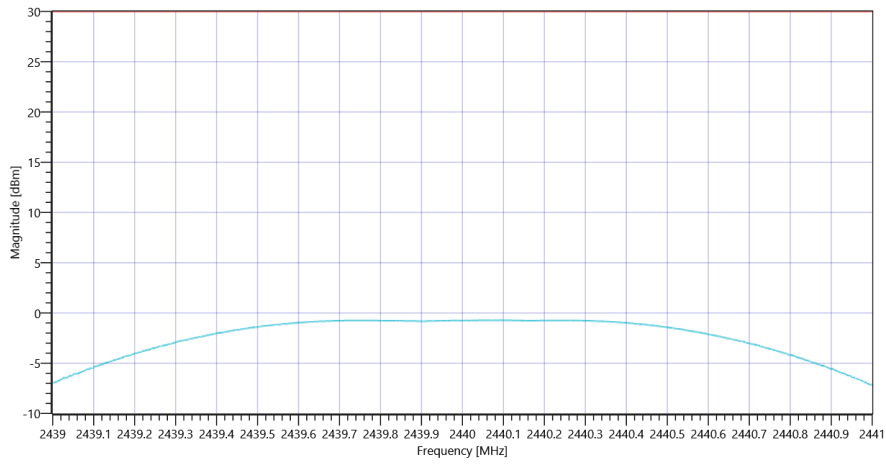
FCC Part 15.247 Maximum Peak Conducted Output Power DTS ~ BT LE 1 Msps DTS BW

READ SA SETTINGS:

RefLevel [dBm] RefLevelOffset [dB] InpAtt [dB]	9.45 10.6 15
Start [MHz] Stop [MHz]	2439.000 2441.000
RBW [MHz] VBW [MHz]	1.000000 5.000000
Detector TraceMode	POS MAXH
Sweep: Time [ms] Count Points per Section Type	50 200 1001 SWE

RESULT

Test Description	Lower Limit	Upper Limit	Measured	Unit	Verdict
Peak Power	---	30.00	-0.71	dBm	PASS
Peak Power	---	1000	0.84918	mW	PASS
Frequency at Peak	---	---	2440.102	MHz	INFO



FCC Part 15.247 Maximum Peak Conducted Output Power DTS ~ BT LE 1 Msps

Test at TX 2480 MHz

RESULT: Reference Power cond.

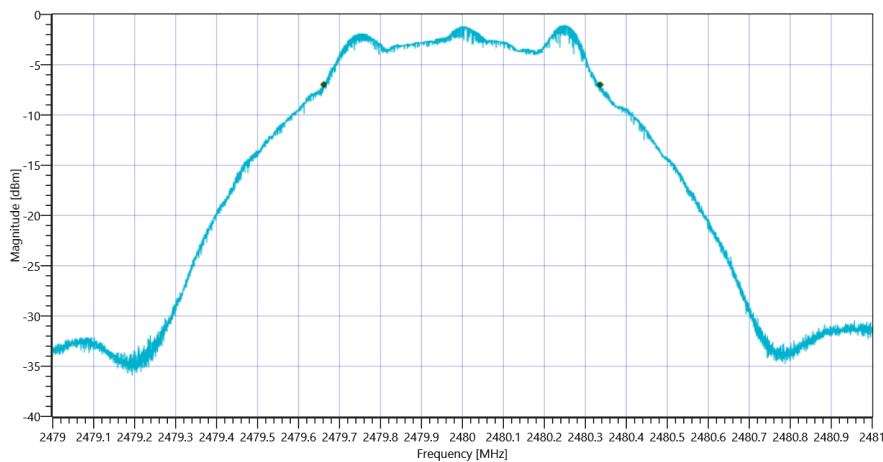
Test Description	Lower Limit	Upper Limit	Measured	Unit	Verdict
Ref. Power 1MHz/1MHz cond.	---	---	-1.00	dBm	INFO
Ref. Frequency	---	---	2479.800	MHz	INFO

READ SA SETTINGS:

RefLevel [dBm] RefLevelOffset [dB] InpAtt [dB]	4.00 10.65 10
Start [MHz] Stop [MHz]	2479.000 2481.000
RBW [MHz] VBW [MHz]	0.100000 0.300000
Detector TraceMode	POS MAXH
Sweep: Time [ms] Count Points per Section Type	50 200 10001 SWE

DTS Bandwidth

Test Description	Lower Limit	Upper Limit	Measured	Unit	Verdict
DTS Bandwidth (6dB)	---	---	675	kHz	INFO



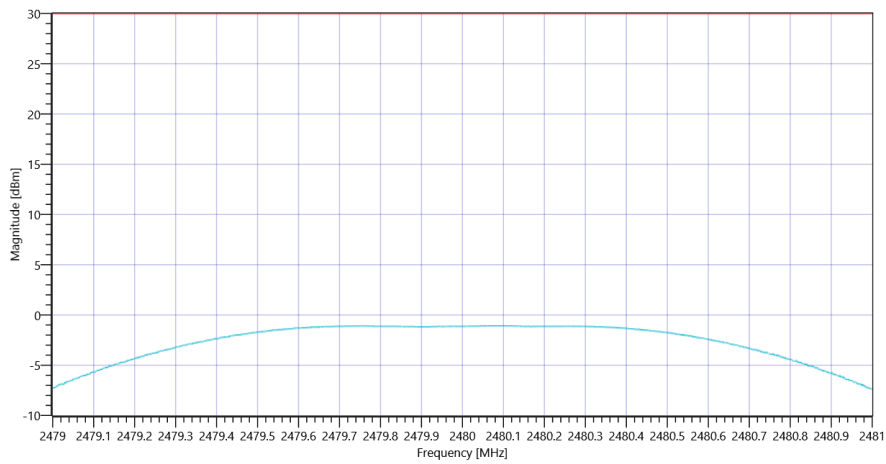
FCC Part 15.247 Maximum Peak Conducted Output Power DTS ~ BT LE 1 Msps DTS BW

READ SA SETTINGS:

RefLevel [dBm] RefLevelOffset [dB] InpAtt [dB]	9.00 10.65 15
Start [MHz] Stop [MHz]	2479.000 2481.000
RBW [MHz] VBW [MHz]	1.000000 5.000000
Detector TraceMode	POS MAXH
Sweep: Time [ms] Count Points per Section Type	50 200 1001 SWE

RESULT

Test Description	Lower Limit	Upper Limit	Measured	Unit	Verdict
Peak Power	---	30.00	-1.07	dBm	PASS
Peak Power	---	1000	0.781628	mW	PASS
Frequency at Peak	---	---	2480.084	MHz	INFO



FCC Part 15.247 Maximum Peak Conducted Output Power DTS ~ BT LE 1 Msps

General verdict

PASS

FCC Part 15.247 Bandwidth 6dB DTS ~ BT LE 1 Msps

Test References	
TC Start	14.06.2021 12:10:45
Ambit Temp [°C] Humidity [rel%]	26.9 32
System Version	3.0.1.3
Test Specification	FCC Part 15.247
Test Method	99
TC Version	0.0.1
My Description	FCC 15.247 Bandwidth 6dB DTS - BT LE 1 Msps
Add. Information	

EUT Common Settings BT Low Energy	
Intermodulation Value N	3
Image Freq. Low Mid High [MHz]	0 0 0
Power Class	2
1 Mbps supported	True TXpayload 255 RXpayload 255
2 Mbps supported	False TXpayload 255 RXpayload 255
Longrange S8 supported	False TXpayload 255 RXpayload 255
Longrange S2 supported	False TXpayload 255 RXpayload 255
Signaling Settings	USB_RS232 HCI 13 115200 None S1 None On
Signaling RF Settings	RF1com 0 0 On
User Interaction	No
Switch Matrix & Pathcompensation enabled	Yes

Test Parameter	
Technology to test	BT LE 1 Msps
Antenna Port used	1
Temperature	nom
Voltage	nom
Frequency low to test	True Freq [MHz] 2402
Frequency mid to test	True Freq [MHz] 2440
Frequency high to test	True Freq [MHz] 2480
Auto Control enabled Power Supply Climatic Box	No No
Additional Path Loss [dB]	0.5
Switched Path	EUT - SignalingUnit - SpectrumAnalyzer

Test Equipment	
Signal analyzer,Rohde&Schwarz,FSV-30,1321.3008K30/103809,3.70	
Signaling unit,Rohde&Schwarz,CMW,1201.0002k75/100683,3.7.171	
Switch matrix,CTCadvanced,RSM-1 NI DAQ,29655273,NI	

Test at TX 2402 MHz

RESULT: Reference Power cond.

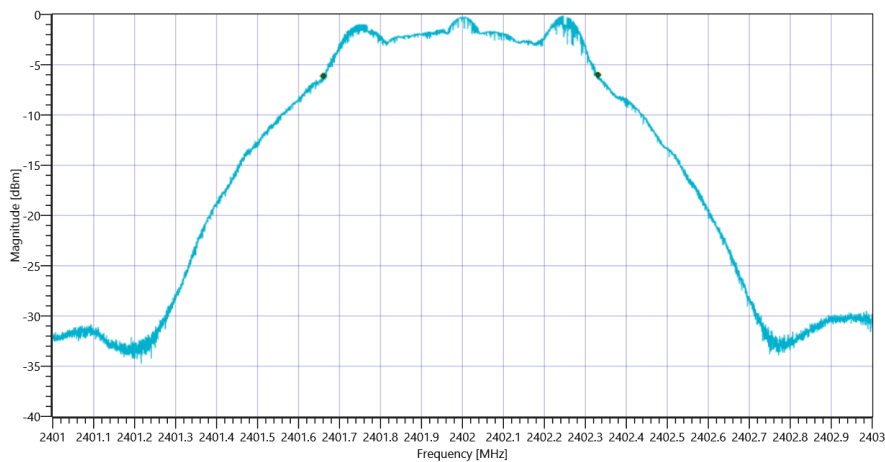
Test Description	Lower Limit	Upper Limit	Measured	Unit	Verdict
Ref. Power 1MHz/1MHz cond.	---	---	-0.10	dBm	INFO
Ref. Frequency	---	---	2402.200	MHz	INFO

READ SA SETTINGS:

RefLevel [dBm] RefLevelOffset [dB] InpAtt [dB]	4.90 10.59 10
Start [MHz] Stop [MHz]	2401.000 2403.000
RBW [MHz] VBW [MHz]	0.100000 0.300000
Detector TraceMode	POS MAXH
Sweep: Time [ms] Count Points per Section Type	50 200 10001 SWE

RESULT

Test Description	Lower Limit	Upper Limit	Measured	Unit	Verdict
DTS Bandwidth (6dB)	500	---	671	kHz	PASS



FCC Part 15.247 Bandwidth 6dB DTS ~ BT LE 1 Msps

Test at TX 2440 MHz

RESULT: Reference Power cond.

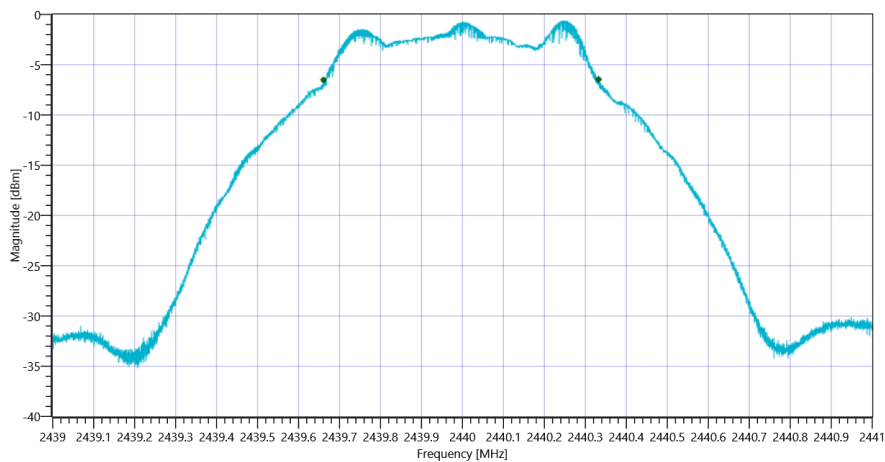
Test Description	Lower Limit	Upper Limit	Measured	Unit	Verdict
Ref. Power 1MHz/1MHz cond.	---	---	-0.59	dBm	INFO
Ref. Frequency	---	---	2440.200	MHz	INFO

READ SA SETTINGS:

RefLevel [dBm] RefLevelOffset [dB] InpAtt [dB]	4.41 10.6 10
Start [MHz] Stop [MHz]	2439.000 2441.000
RBW [MHz] VBW [MHz]	0.100000 0.300000
Detector TraceMode	POS MAXH
Sweep: Time [ms] Count Points per Section Type	50 200 10001 SWE

RESULT

Test Description	Lower Limit	Upper Limit	Measured	Unit	Verdict
DTS Bandwidth (6dB)	500	---	672	kHz	PASS



FCC Part 15.247 Bandwidth 6dB DTS ~ BT LE 1 Msps

Test at TX 2480 MHz

RESULT: Reference Power cond.

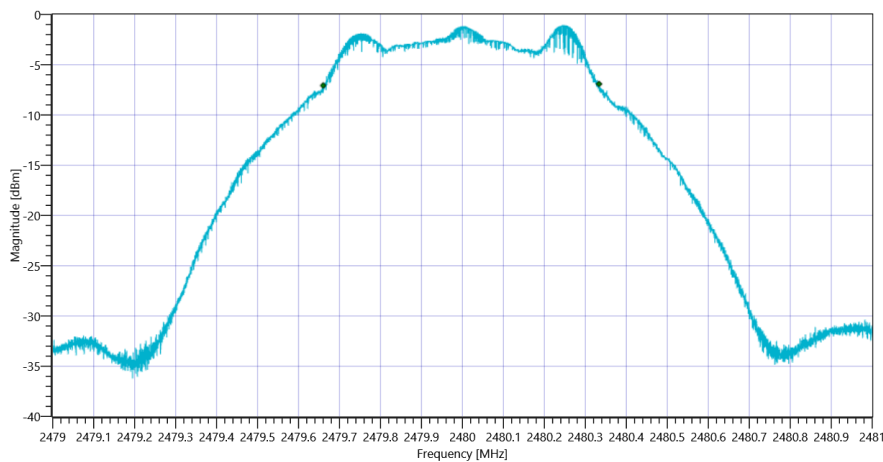
Test Description	Lower Limit	Upper Limit	Measured	Unit	Verdict
Ref. Power 1MHz/1MHz cond.	---	---	-1.01	dBm	INFO
Ref. Frequency	---	---	2480.200	MHz	INFO

READ SA SETTINGS:

RefLevel [dBm] RefLevelOffset [dB] InpAtt [dB]	3.99 10.65 10
Start [MHz] Stop [MHz]	2479.000 2481.000
RBW [MHz] VBW [MHz]	0.100000 0.300000
Detector TraceMode	POS MAXH
Sweep: Time [ms] Count Points per Section Type	50 200 10001 SWE

RESULT

Test Description	Lower Limit	Upper Limit	Measured	Unit	Verdict
DTS Bandwidth (6dB)	500	---	673	kHz	PASS



FCC Part 15.247 Bandwidth 6dB DTS ~ BT LE 1 Msps

General verdict

PASS

FCC Part 15.247 Peak Power Spectral Density DTS ~ BT LE 1 Msps

Test References	
TC Start	14.06.2021 12:12:18
Ambit Temp [°C] Humidity [rel%]	26.8 32
System Version	3.0.1.3
Test Specification	FCC Part 15.247
Test Method	DTS: KDB 558074 D01 V05 - Chapter 8.4 DTS maximum power spectral density level in the fundamental emission
TC Version	0.0.1
My Description	FCC 15.247 Peak Power Spectral Density DTS - BT LE 1 Msps
Add. Information	

EUT Common Settings BT Low Energy	
Intermodulation Value N	3
Image Freq. Low Mid High [MHz]	0 0 0
Power Class	2
1 Mbps supported	True TXpayload 255 RXpayload 255
2 Mbps supported	False TXpayload 255 RXpayload 255
Longrange S8 supported	False TXpayload 255 RXpayload 255
Longrange S2 supported	False TXpayload 255 RXpayload 255
Signaling Settings	USB_RS232 HCI 13 115200 None S1 None On
Signaling RF Settings	RF1com 0 0 On
User Interaction	No
Switch Matrix & Pathcompensation enabled	Yes

Test Parameter	
Technology to test	BT LE 1 Msps
Antenna Port used	1
Temperature	nom
Voltage	nom
Frequency low to test	True Freq [MHz] 2402
Frequency mid to test	True Freq [MHz] 2440
Frequency high to test	True Freq [MHz] 2480
Auto Control enabled Power Supply Climatic Box	No No
Additional Path Loss [dB]	0.5
Switched Path	EUT - SignalingUnit - SpectrumAnalyzer

Test Equipment	
Signal analyzer,Rohde&Schwarz,FSV-30,1321.3008K30/103809,3.70	
Signaling unit,Rohde&Schwarz,CMW,1201.0002k75/100683,3.7.171	
Switch matrix,CTCadvanced,RSM-1 NI DAQ,29655273,NI	

Test at TX 2402 MHz

RESULT: Reference Power cond.

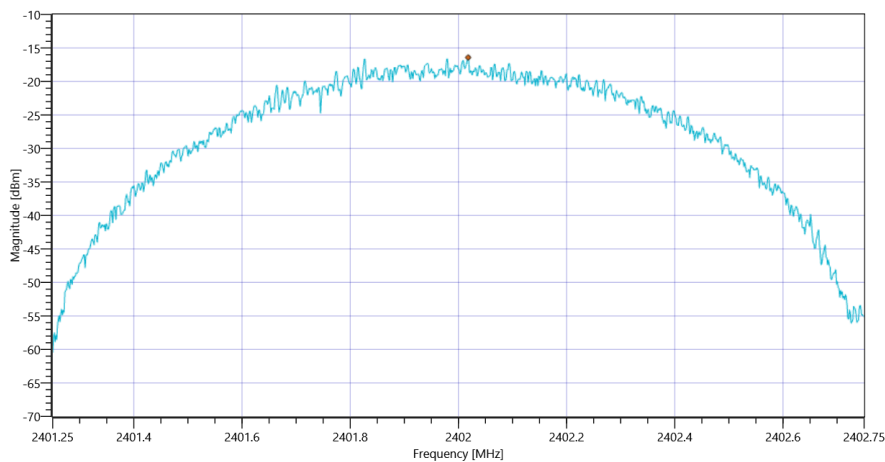
Test Description	Lower Limit	Upper Limit	Measured	Unit	Verdict
Ref. Power 1MHz/1MHz cond.	---	---	-0.08	dBm	INFO
Ref. Frequency	---	---	2401.800	MHz	INFO

READ SA SETTINGS:

RefLevel [dBm] RefLevelOffset [dB] InpAtt [dB]	4.92 10.59 10
Start [MHz] Stop [MHz]	2401.250 2402.750
RBW [MHz] VBW [MHz]	0.003000 0.010000
Detector TraceMode	POS MAXH
Sweep: Time [ms] Count Points per Section Type	1000 20 1001 SWE

RESULT

Test Description	Lower Limit	Upper Limit	Measured	Unit	Verdict
Max Peak power Density	---	8	-16.41	dBm/3KHz	PASS



FCC Part 15.247 Peak Power Spectral Density DTS ~ BT LE 1 Msps

Test at TX 2440 MHz

RESULT: Reference Power cond.

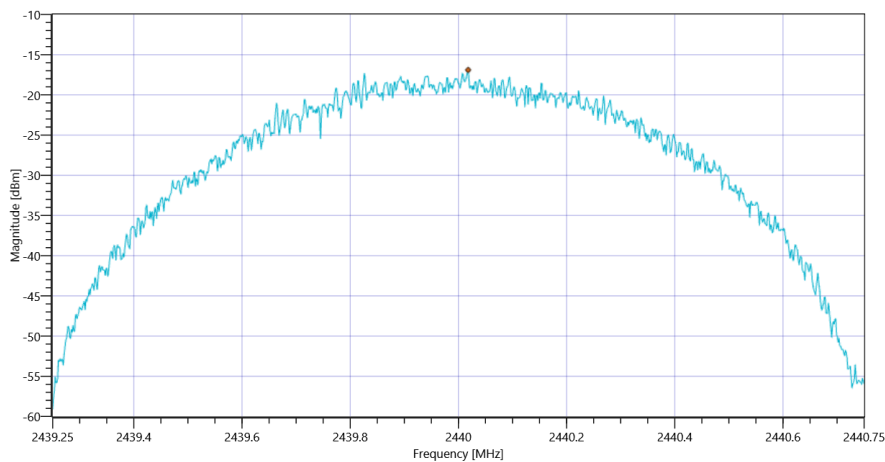
Test Description	Lower Limit	Upper Limit	Measured	Unit	Verdict
Ref. Power 1MHz/1MHz cond.	---	---	-0.55	dBm	INFO
Ref. Frequency	---	---	2439.800	MHz	INFO

READ SA SETTINGS:

RefLevel [dBm] RefLevelOffset [dB] InpAtt [dB]	4.45 10.6 10
Start [MHz] Stop [MHz]	2439.250 2440.750
RBW [MHz] VBW [MHz]	0.003000 0.010000
Detector TraceMode	POS MAXH
Sweep: Time [ms] Count Points per Section Type	1000 20 1001 SWE

RESULT

Test Description	Lower Limit	Upper Limit	Measured	Unit	Verdict
Max Peak power Density	---	8	-16.9	dBm/3KHz	PASS



FCC Part 15.247 Peak Power Spectral Density DTS ~ BT LE 1 Msps

Test at TX 2480 MHz

RESULT: Reference Power cond.

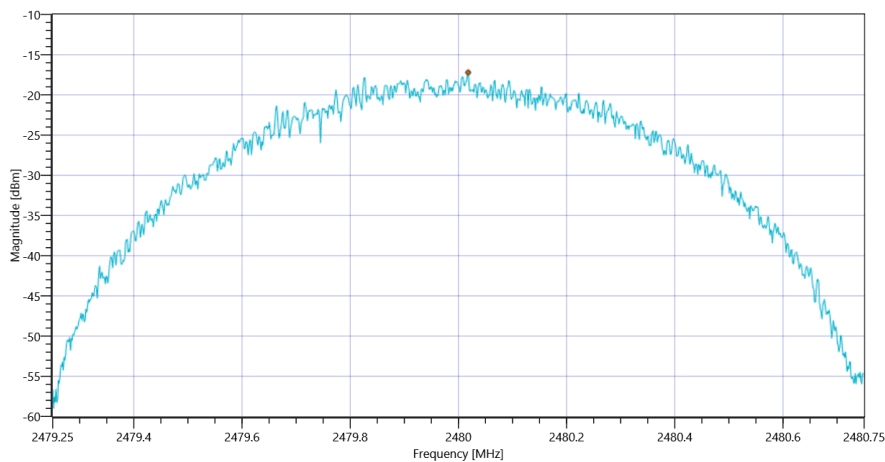
Test Description	Lower Limit	Upper Limit	Measured	Unit	Verdict
Ref. Power 1MHz/1MHz cond.	---	---	-0.96	dBm	INFO
Ref. Frequency	---	---	2480.200	MHz	INFO

READ SA SETTINGS:

RefLevel [dBm] RefLevelOffset [dB] InpAtt [dB]	4.04 10.65 10
Start [MHz] Stop [MHz]	2479.250 2480.750
RBW [MHz] VBW [MHz]	0.003000 0.010000
Detector TraceMode	POS MAXH
Sweep: Time [ms] Count Points per Section Type	1000 20 1001 SWE

RESULT

Test Description	Lower Limit	Upper Limit	Measured	Unit	Verdict
Max Peak power Density	---	8	-17.21	dBm/3KHz	PASS



General verdict

PASS

FCC Part 15.247 Bandwidth 99PCT-20dB ~ BT LE 1 Msp

Test References	
TC Start	14.06.2021 12:14:19
Ambit Temp [°C] Humidity [rel%]	26.8 32
System Version	3.0.1.3
Test Specification	FCC Part 15.247
Test Method	
TC Version	0.0.2
My Description	FCC 15.247 Bandwidth 99PCT-20dB DTS - BT LE 1 Msp
Add. Information	

EUT Common Settings BT Low Energy	
Intermodulation Value N	3
Image Freq. Low Mid High [MHz]	0 0 0
Power Class	2
1 Mbps supported	True TXpayload 255 RXpayload 255
2 Mbps supported	False TXpayload 255 RXpayload 255
Longrange S8 supported	False TXpayload 255 RXpayload 255
Longrange S2 supported	False TXpayload 255 RXpayload 255
Signaling Settings	USB_RS232 HCI 13 115200 None S1 None On
Signaling RF Settings	RF1com 0 0 On
User Interaction	No
Switch Matrix & Pathcompensation enabled	Yes

Test Parameter	
Technology to test	BT LE 1 Msp
Antenna Port used	1
Temperature	nom
Voltage	nom
Frequency low to test	True Freq [MHz] 2402
Frequency mid to test	True Freq [MHz] 2440
Frequency high to test	True Freq [MHz] 2480
Auto Control enabled Power Supply Climatic Box	No No
Additional Path Loss [dB]	0.5
Switched Path	EUT - SignalingUnit - SpectrumAnalyzer

Test Equipment	
Signal analyzer,Rohde&Schwarz,FSV-30,1321.3008K30/103809,3.70	
Signaling unit,Rohde&Schwarz,CMW,1201.0002k75/100683,3.7.171	
Switch matrix,CTCadvanced,RSM-1 NI DAQ,29655273,NI	

Test at TX 2402 MHz

RESULT: Reference Power cond.

Test Description	Lower Limit	Upper Limit	Measured	Unit	Verdict
Ref. Power 1MHz/1MHz cond.	---	---	-0.03	dBm	INFO
Ref. Frequency	---	---	2401.700	MHz	INFO

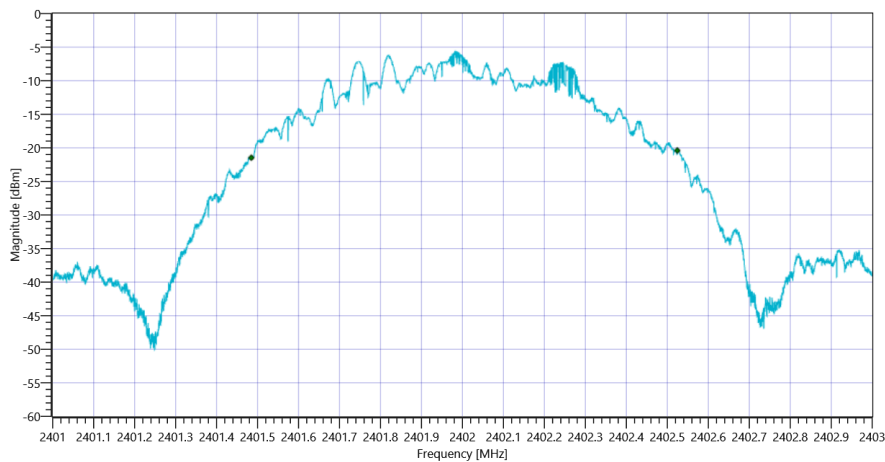
READ SA SETTINGS:

RefLevel [dBm] RefLevelOffset [dB] InpAtt [dB]	4.97 10.59 10
Start [MHz] Stop [MHz]	2401.000 2403.000
RBW [MHz] VBW [MHz]	0.020000 0.100000
Detector TraceMode	POS MAXH
Sweep: Time [ms] Count Points per Section Type	50 200 10001 SWE

RESULT

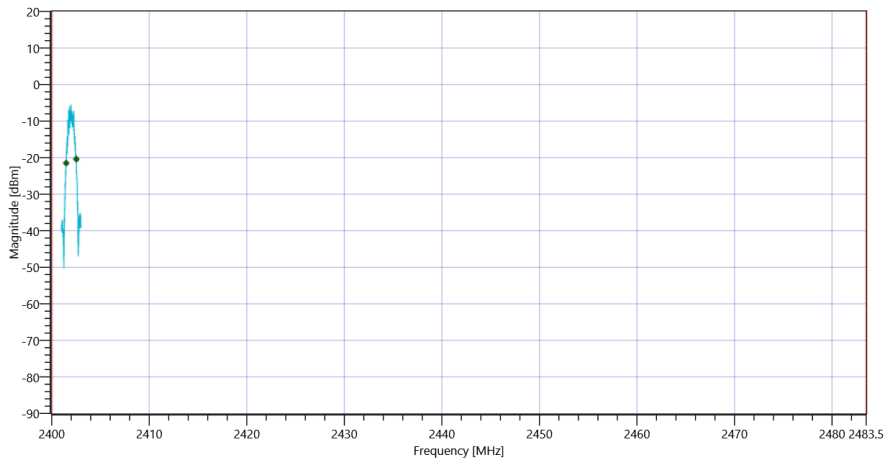
Test Description	Lower Limit	Upper Limit	Measured	Unit	Verdict
Bandwidth 99%	---	---	1039.496	kHz	INFO
T1 99%	2400.000000	---	2401.4847	MHz	PASS
T2 99%	---	2483.500000	2402.5241	MHz	PASS

Plot: Bandwidth only



FCC Part 15.247 Bandwidth 99PCT-20dB ~ BT LE 1 Msps 99PCT

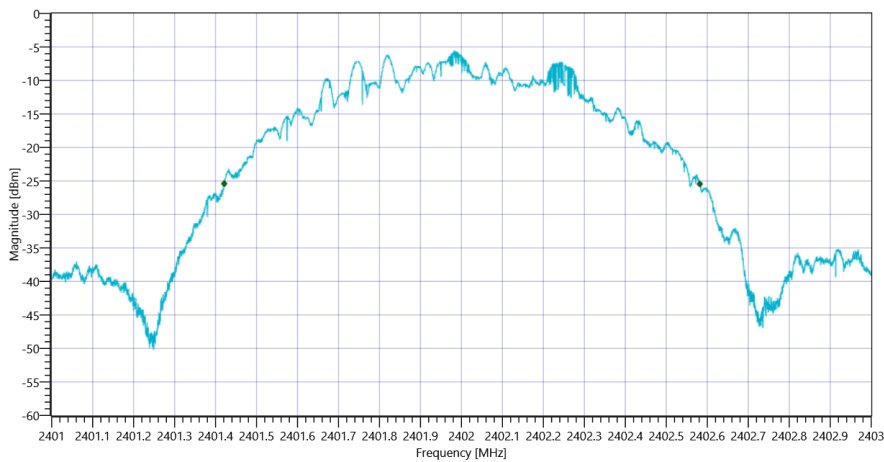
Plot: Bandwidth within Band



FCC Part 15.247 Bandwidth 99PCT-20dB ~ BT LE 1 Msps

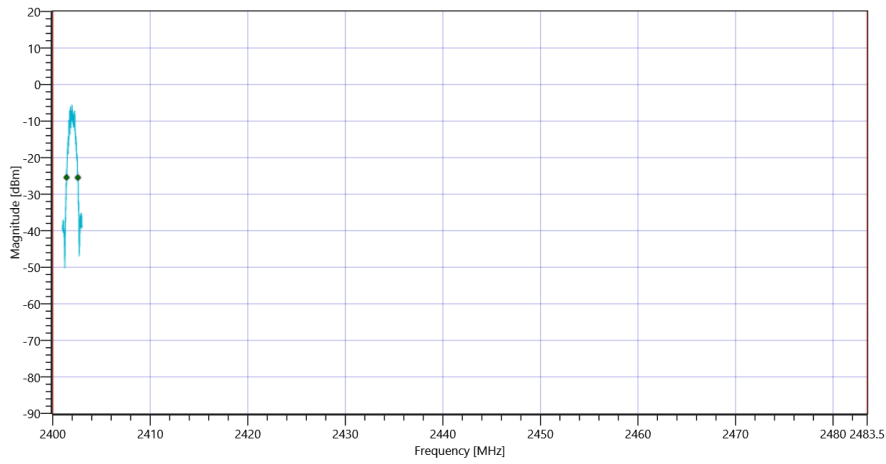
RESULT					
Test Description	Lower Limit	Upper Limit	Measured	Unit	Verdict
Bandwidth 20dB	---	---	1161	kHz	INFO
T1 20dB	2400.000000	---	2401.4210	MHz	PASS
T2 20dB	---	2483.500000	2402.5816	MHz	PASS

Plot: Bandwidth only



FCC Part 15.247 Bandwidth 99PCT-20dB ~ BT LE 1 Msps 20dB

Plot: Bandwidth within Band



FCC Part 15.247 Bandwidth 99PCT-20dB ~ BT LE 1 Msps

Test at TX 2440 MHz

RESULT: Reference Power cond.

Test Description	Lower Limit	Upper Limit	Measured	Unit	Verdict
Ref. Power 1MHz/1MHz cond.	---	---	-0.52	dBm	INFO
Ref. Frequency	---	---	2440.200	MHz	INFO

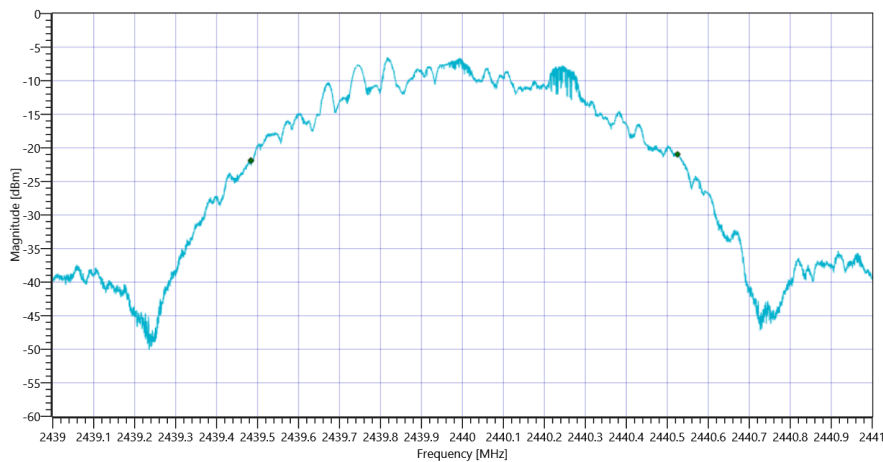
READ SA SETTINGS:

RefLevel [dBm] RefLevelOffset [dB] InpAtt [dB]	4.48 10.6 10
Start [MHz] Stop [MHz]	2439.000 2441.000
RBW [MHz] VBW [MHz]	0.020000 0.100000
Detector TraceMode	POS MAXH
Sweep: Time [ms] Count Points per Section Type	50 200 10001 SWE

RESULT

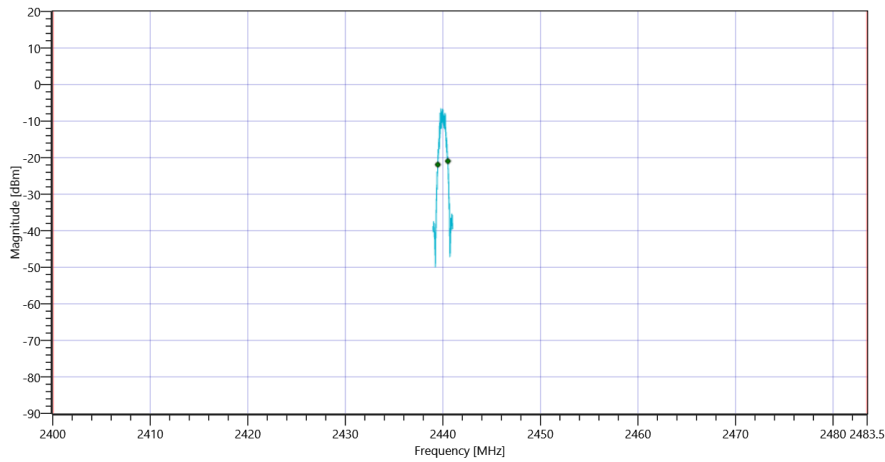
Test Description	Lower Limit	Upper Limit	Measured	Unit	Verdict
Bandwidth 99%	---	---	1041.096	kHz	INFO
T1 99%	2400.000000	---	2439.4837	MHz	PASS
T2 99%	---	2483.500000	2440.5247	MHz	PASS

Plot: Bandwidth only



FCC Part 15.247 Bandwidth 99PCT-20dB ~ BT LE 1 Msps 99PCT

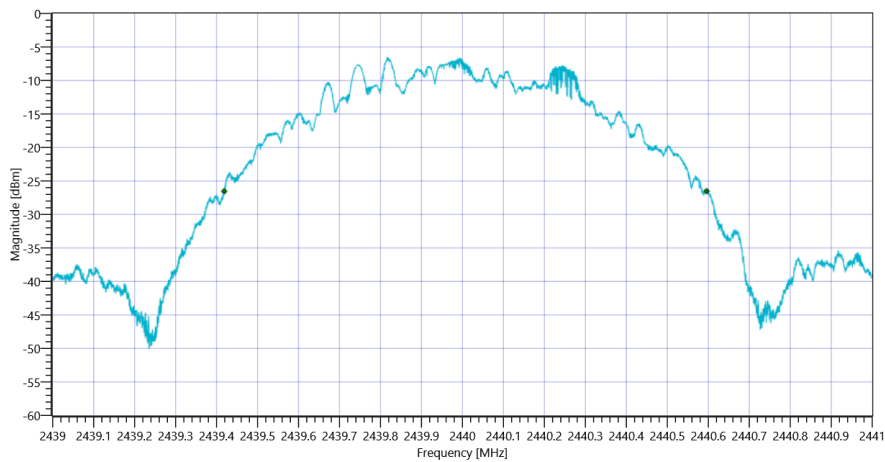
Plot: Bandwidth within Band



FCC Part 15.247 Bandwidth 99PCT-20dB ~ BT LE 1 Msps

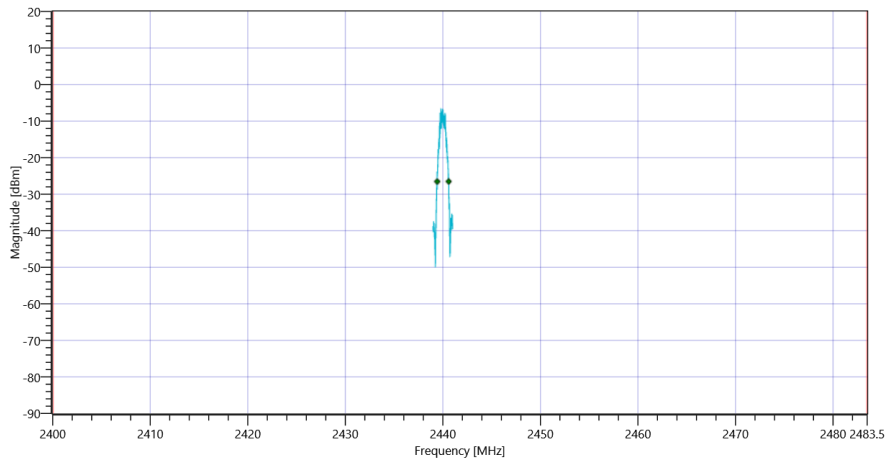
RESULT					
Test Description	Lower Limit	Upper Limit	Measured	Unit	Verdict
Bandwidth 20dB	---	---	1177	kHz	INFO
T1 20dB	2400.000000	---	2439.4184	MHz	PASS
T2 20dB	---	2483.500000	2440.5958	MHz	PASS

Plot: Bandwidth only



FCC Part 15.247 Bandwidth 99PCT-20dB ~ BT LE 1 Msps 20dB

Plot: Bandwidth within Band



FCC Part 15.247 Bandwidth 99PCT-20dB ~ BT LE 1 Msps

Test at TX 2480 MHz

RESULT: Reference Power cond.

Test Description	Lower Limit	Upper Limit	Measured	Unit	Verdict
Ref. Power 1MHz/1MHz cond.	---	---	-0.95	dBm	INFO
Ref. Frequency	---	---	2480.200	MHz	INFO

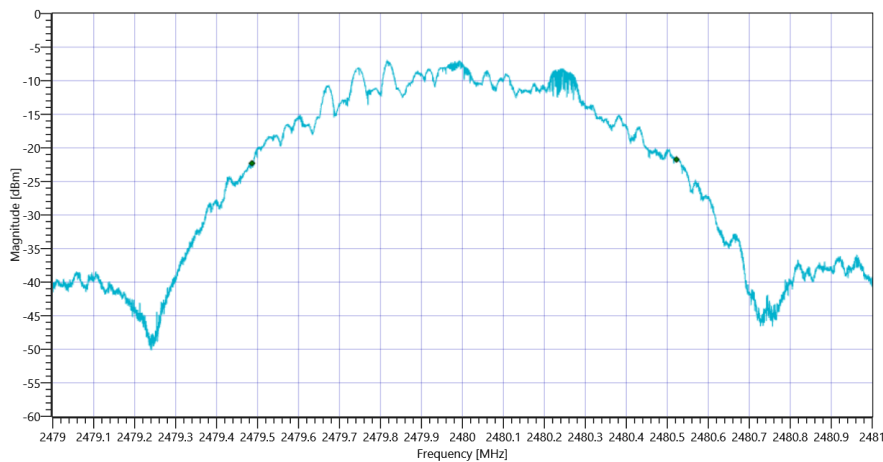
READ SA SETTINGS:

RefLevel [dBm] RefLevelOffset [dB] InpAtt [dB]	4.05 10.65 10
Start [MHz] Stop [MHz]	2479.000 2481.000
RBW [MHz] VBW [MHz]	0.020000 0.100000
Detector TraceMode	POS MAXH
Sweep: Time [ms] Count Points per Section Type	50 200 10001 SWE

RESULT

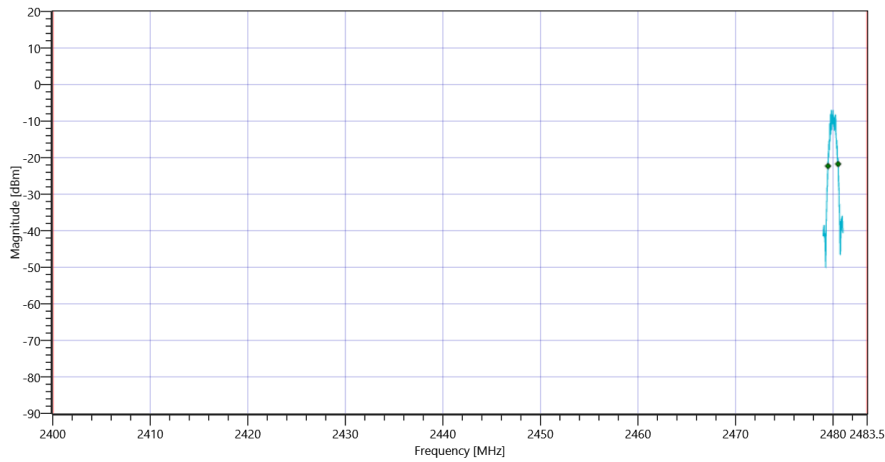
Test Description	Lower Limit	Upper Limit	Measured	Unit	Verdict
Bandwidth 99%	---	---	1035.896	kHz	INFO
T1 99%	2400.000000	---	2479.4863	MHz	PASS
T2 99%	---	2483.500000	2480.5221	MHz	PASS

Plot: Bandwidth only



FCC Part 15.247 Bandwidth 99PCT-20dB ~ BT LE 1 Msps 99PCT

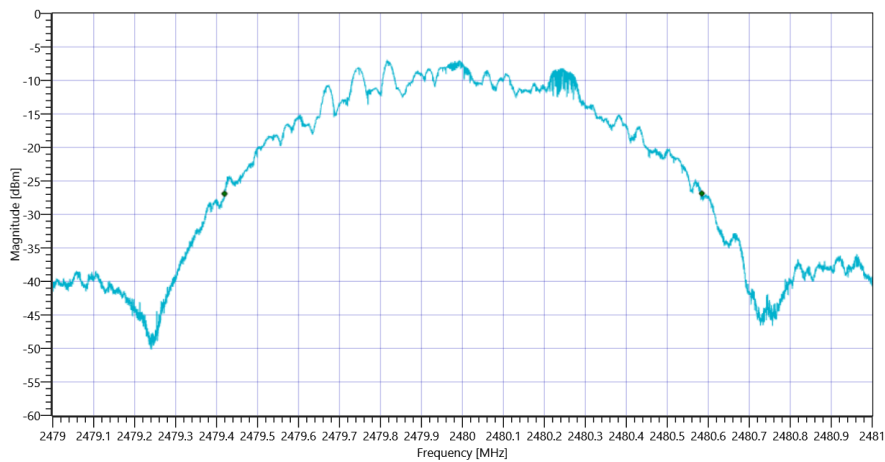
Plot: Bandwidth within Band



FCC Part 15.247 Bandwidth 99PCT-20dB ~ BT LE 1 Msps

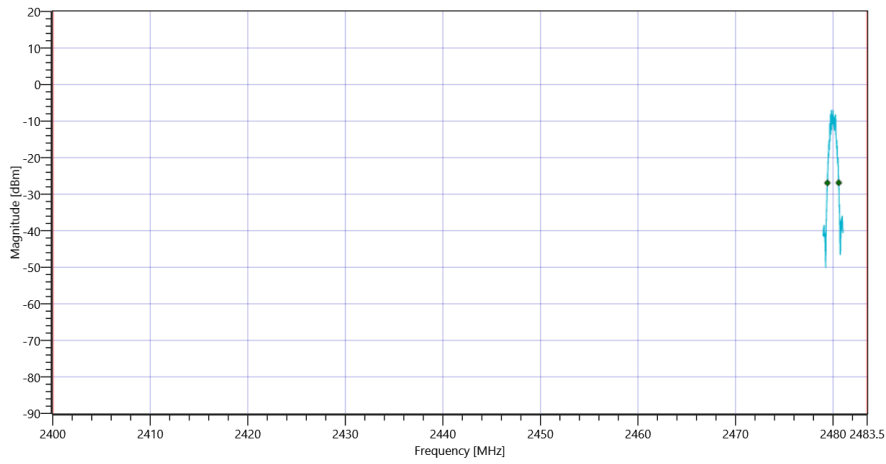
RESULT					
Test Description	Lower Limit	Upper Limit	Measured	Unit	Verdict
Bandwidth 20dB	---	---	1165	kHz	INFO
T1 20dB	2400.000000	---	2479.4194	MHz	PASS
T2 20dB	---	2483.500000	2480.5842	MHz	PASS

Plot: Bandwidth only



FCC Part 15.247 Bandwidth 99PCT-20dB ~ BT LE 1 Msps 20dB

Plot: Bandwidth within Band



FCC Part 15.247 Bandwidth 99PCT-20dB ~ BT LE 1 Msps

General verdict

PASS

FCC Part 15.247 TX Spurious Conducted ~ BT LE 1 Msps

Test References	
TC Start	14.06.2021 12:17:00
Ambit Temp [°C] Humidity [rel%]	26.8 32
System Version	3.0.1.3
Test Specification	FCC Part 15.247
Test Method	IF DTS then 8.5 DTS emissions in non-restricted frequency bands: Subclause 11.11 of ANSI C63.10 is applicable.
TC Version	0.0.1
My Description	FCC 15.247 TX Emissions Conducted DTS - BT LE 1 Msps
Add. Information	

EUT Common Settings BT Low Energy	
Intermodulation Value N	3
Image Freq. Low Mid High [MHz]	0 0 0
Power Class	2
1 Mbps supported	True TXpayload 255 RXpayload 255
2 Mbps supported	False TXpayload 255 RXpayload 255
Longrange S8 supported	False TXpayload 255 RXpayload 255
Longrange S2 supported	False TXpayload 255 RXpayload 255
Signaling Settings	USB_RS232 HCI 13 115200 None S1 None On
Signaling RF Settings	RF1com 0 0 On
User Interaction	No
Switch Matrix & Pathcompensation enabled	Yes

Test Parameter	
Technology to test	BT LE 1 Msps
Antenna Port used	1
Temperature	nom
Voltage	nom
Frequency low to test	True Freq [MHz] 2402
Frequency mid to test	True Freq [MHz] 2440
Frequency high to test	True Freq [MHz] 2480
Auto Control enabled Power Supply Climatic Box	No No
Additional Path Loss [dB]	0.5
Switched Path	EUT - SignalingUnit - SpectrumAnalyzer

Test Equipment	
Signal analyzer,Rohde&Schwarz,FSV-30,1321.3008K30/103809,3.70	
Signaling unit,Rohde&Schwarz,CMW,1201.0002k75/100683,3.7.171	
Switch matrix,CTCadvanced,RSM-1 NI DAQ,29655273,NI	

Test at TX 2402 MHz

RESULT: Reference Power cond.

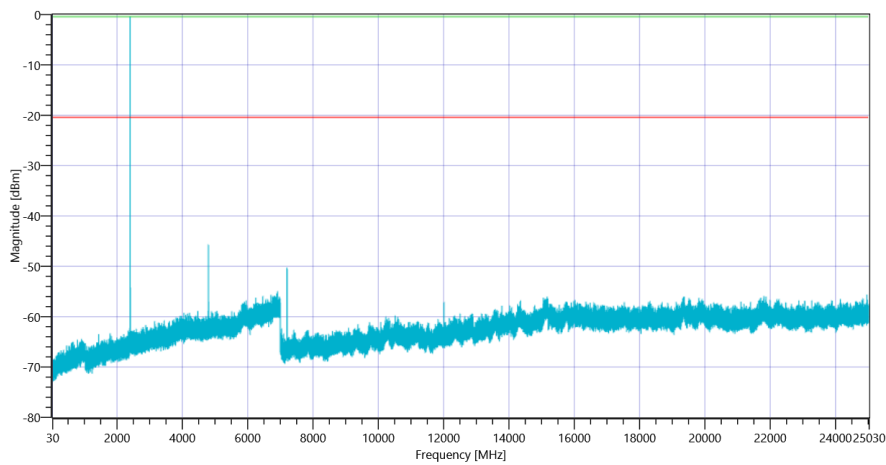
Test Description	Lower Limit	Upper Limit	Measured	Unit	Verdict
Ref. Power 1MHz/1MHz cond.	---	---	-0.07	dBm	INFO
Ref. Frequency	---	---	2401.800	MHz	INFO

READ SA SETTINGS:

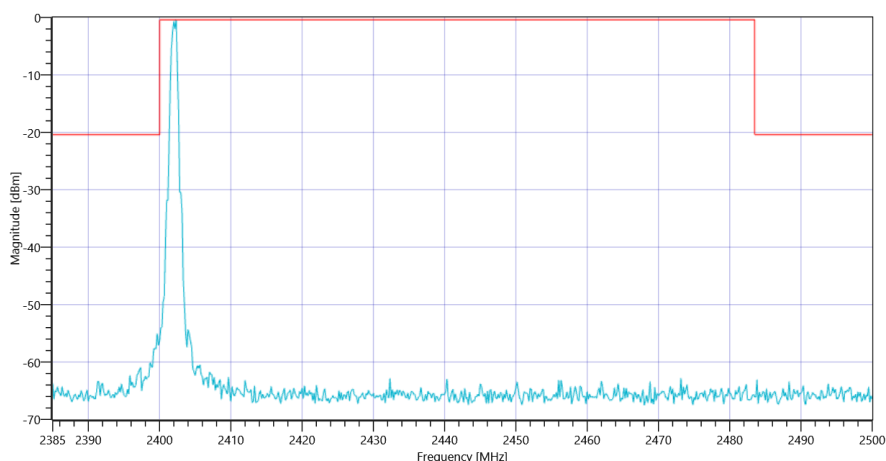
RefLevel [dBm] RefLevelOffset [dB] InpAtt [dB]	-0.07 0 15
Start [MHz] Stop [MHz]	24530.000 25030.000
RBW [MHz] VBW [MHz]	0.100000 0.300000
Detector TraceMode	POS MAXH
Sweep: Time [ms] Count Points per Section Type	500 8 3001 SWE

RESULT

Test Description	Lower Limit	Upper Limit	Measured	Unit	Verdict
Reference @ 2402.33 MHz	---	---	-0.40	dBm	INFO
No peaks detected	---	---			PASS
Lowest margin to limit 4804 MHz	0	---	25.3	dB	INFO



FCC Part 15.247 TX Spurious Conducted ~ BT LE 1 Msp 2402



FCC Part 15.247 TX Spurious Conducted ~ BT LE 1 Msp 2402

Test at TX 2440 MHz

RESULT: Reference Power cond.

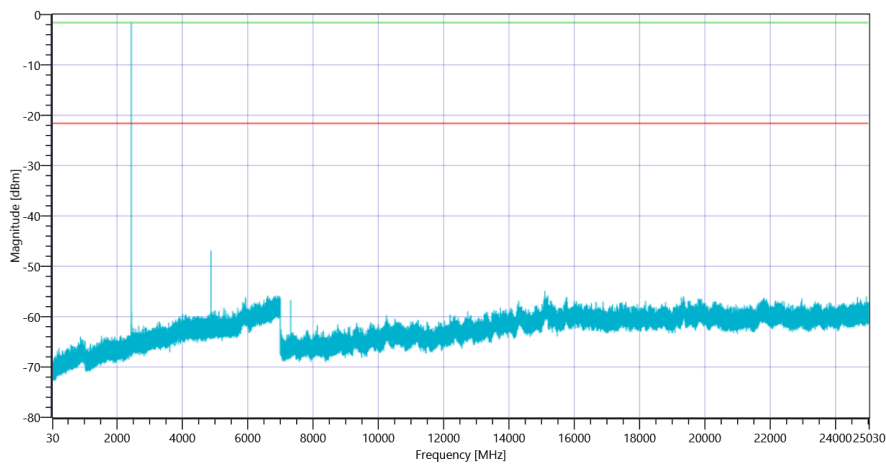
Test Description	Lower Limit	Upper Limit	Measured	Unit	Verdict
Ref. Power 1MHz/1MHz cond.	---	---	-0.55	dBm	INFO
Ref. Frequency	---	---	2439.800	MHz	INFO

READ SA SETTINGS:

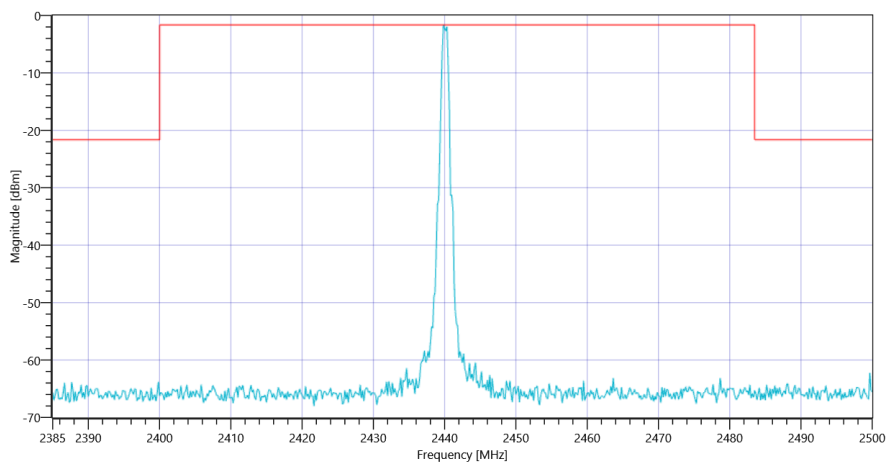
RefLevel [dBm] RefLevelOffset [dB] InpAtt [dB]	-0.55 0 15
Start [MHz] Stop [MHz]	24530.000 25030.000
RBW [MHz] VBW [MHz]	0.100000 0.300000
Detector TraceMode	POS MAXH
Sweep: Time [ms] Count Points per Section Type	500 8 3001 SWE

RESULT

Test Description	Lower Limit	Upper Limit	Measured	Unit	Verdict
Reference @ 2439.83 MHz	---	---	-1.64	dBm	INFO
No peaks detected	---	---			PASS
Lowest margin to limit 4880 MHz	0	---	25.21	dB	INFO



FCC Part 15.247 TX Spurious Conducted ~ BT LE 1 Msps 2440



FCC Part 15.247 TX Spurious Conducted ~ BT LE 1 Msps 2440

Test at TX 2480 MHz

RESULT: Reference Power cond.

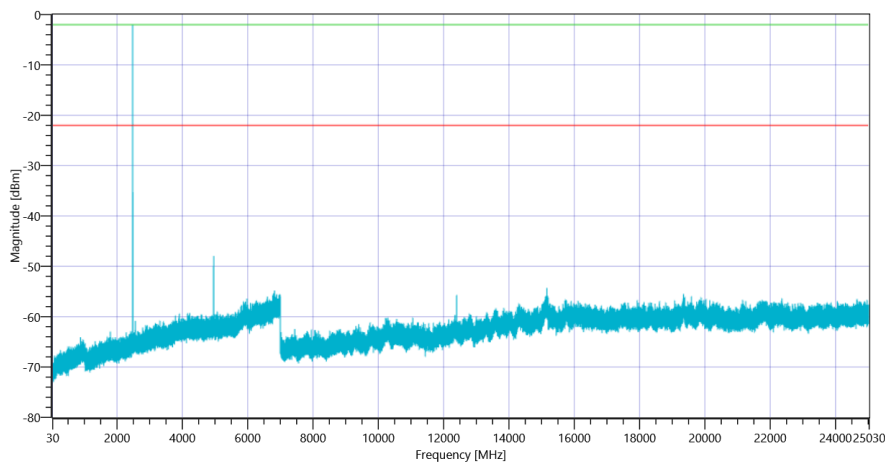
Test Description	Lower Limit	Upper Limit	Measured	Unit	Verdict
Ref. Power 1MHz/1MHz cond.	---	---	-1.00	dBm	INFO
Ref. Frequency	---	---	2480.200	MHz	INFO

READ SA SETTINGS:

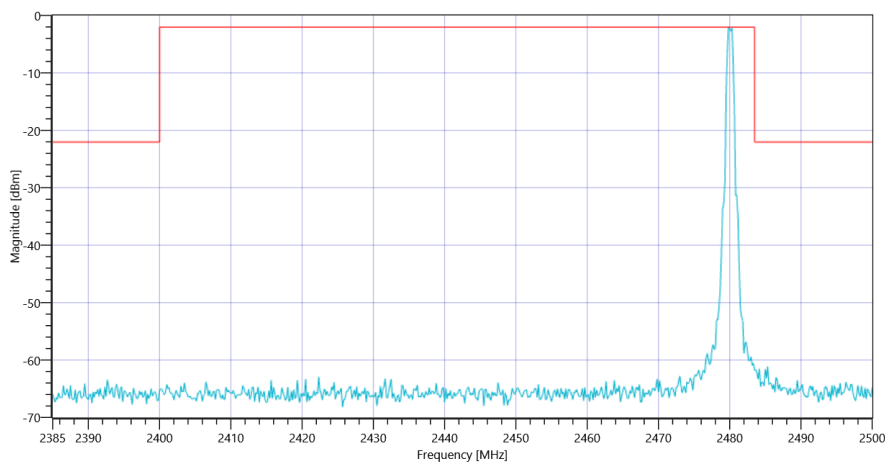
RefLevel [dBm] RefLevelOffset [dB] InpAtt [dB]	-1.00 0 15
Start [MHz] Stop [MHz]	24530.000 25030.000
RBW [MHz] VBW [MHz]	0.100000 0.300000
Detector TraceMode	POS MAXH
Sweep: Time [ms] Count Points per Section Type	500 8 3001 SWE

RESULT

Test Description	Lower Limit	Upper Limit	Measured	Unit	Verdict
Reference @ 2479.83 MHz	---	---	-2.03	dBm	INFO
No peaks detected	---	---			PASS
Lowest margin to limit 4960.5 MHz	0	---	25.92	dB	INFO



FCC Part 15.247 TX Spurious Conducted ~ BT LE 1 Msps 2480



FCC Part 15.247 TX Spurious Conducted ~ BT LE 1 Msp 2480

General verdict

PASS

FCC Part 15.247 Restricted Band Edge Conducted Peak DTS Video Avg ~ BT LE 1 Msps

Test References	
TC Start	14.06.2021 12:34:47
Ambit Temp [°C] Humidity [rel%]	26.8 32
System Version	3.0.1.3
Test Specification	FCC Part 15.247
Test Method	DTS: KDB 558074 D01 V05 - 8.7.3 Integration Method; ANSI C63.10-2013 11.13.3.2 Peak Detection
TC Version	0.0.1
My Description	FCC 15.247 Restricted Band Edge Conducted Peak DTS - BT LE 1 Msps
Add. Information	

EUT Common Settings BT Low Energy	
Intermodulation Value N	3
Image Freq. Low Mid High [MHz]	0 0 0
Power Class	2
1 Mbps supported	True TXpayload 255 RXpayload 255
2 Mbps supported	False TXpayload 255 RXpayload 255
Longrange S8 supported	False TXpayload 255 RXpayload 255
Longrange S2 supported	False TXpayload 255 RXpayload 255
Signaling Settings	USB_RS232 HCI 13 115200 None S1 None On
Signaling RF Settings	RF1com 0 0 On
User Interaction	No
Switch Matrix & Pathcompensation enabled	Yes

Test Parameter	
Technology to test	BT LE 1 Msps
Antenna Port used	1
Temperature	nom
Voltage	nom
Frequency low to test	True Freq [MHz] 2402
Frequency mid to test	False Freq [MHz] 2440
Frequency high to test	True Freq [MHz] 2480
Auto Control enabled Power Supply Climatic Box	No No
Additional Path Loss [dB]	0.5
Switched Path	EUT - SignalingUnit - SpectrumAnalyzer

Test Equipment	
Signal analyzer,Rohde&Schwarz,FSV-30,1321.3008K30/103809,3.70	
Signaling unit,Rohde&Schwarz,CMW,1201.0002k75/100683,3.7.171	
Switch matrix,CTCadvanced,RSM-1 NI DAQ,29655273,NI	

Test at TX 2402 MHz

RESULT: Reference Power cond.

Test Description	Lower Limit	Upper Limit	Measured	Unit	Verdict
Ref. Power 1MHz/1MHz cond.	---	---	-0.06	dBm	INFO
Ref. Frequency	---	---	2401.800	MHz	INFO

READ SA SETTINGS:

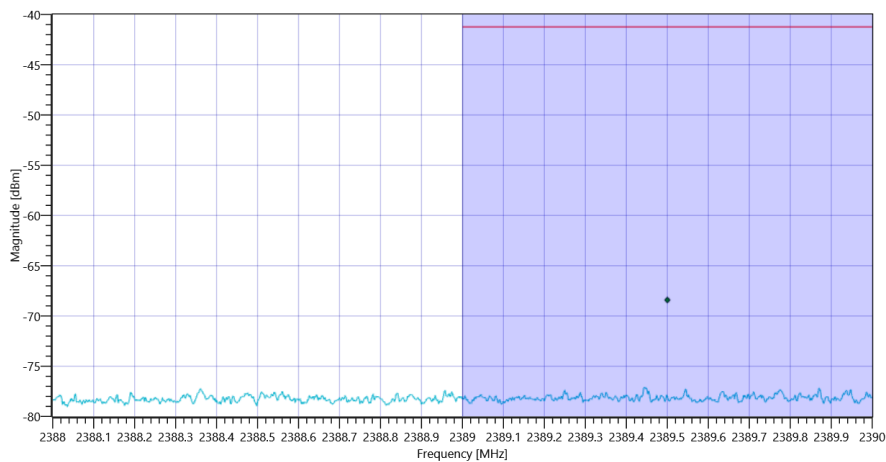
RefLevel [dBm] RefLevelOffset [dB] InpAtt [dB]	4.94 10.59 10
Start [MHz] Stop [MHz]	2388.000 2390.000
RBW [MHz] VBW [MHz]	0.100000 0.002000
Detector TraceMode	POS MAXH
Sweep: Time [ms] Count Points per Section Type	8 300 1001 SWE

Antenna Gain

Considered Antenna Gain: [dBi]: 0

RESULT

Test Description	Lower Limit	Upper Limit	Measured	Unit	Verdict
Band Power	---	-41.23	-68.41	dBm	INCON



FCC Part 15.247 Restricted Band Edge Conducted Peak DTS Video Avg (cond) ~ BT LE 1 Msps

Test at TX 2480 MHz

RESULT: Reference Power cond.

Test Description	Lower Limit	Upper Limit	Measured	Unit	Verdict
Ref. Power 1MHz/1MHz cond.	---	---	-1.00	dBm	INFO
Ref. Frequency	---	---	2480.200	MHz	INFO

READ SA SETTINGS:

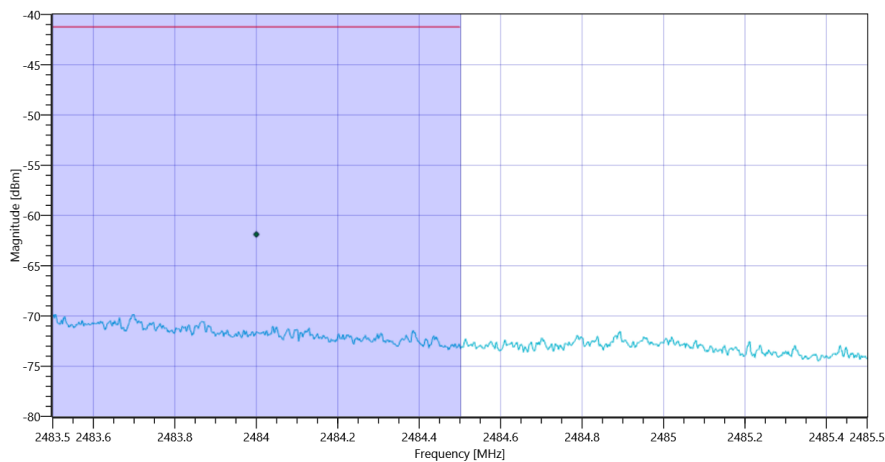
RefLevel [dBm] RefLevelOffset [dB] InpAtt [dB]	4.00 10.65 10
Start [MHz] Stop [MHz]	2483.500 2485.500
RBW [MHz] VBW [MHz]	0.100000 0.002000
Detector TraceMode	POS MAXH
Sweep: Time [ms] Count Points per Section Type	8 300 1001 SWE

Antenna Gain

Considered Antenna Gain: [dBi]: 0

RESULT

Test Description	Lower Limit	Upper Limit	Measured	Unit	Verdict
Band Power	---	-41.23	-61.88	dBm	INCON



FCC Part 15.247 Restricted Band Edge Conducted Peak DTS Video Avg (cond) ~ BT LE 1 Msps

General verdict

INCON

FCC Part 15.247 Restricted Band Edge Conducted Peak DTS Video Avg ~ BT LE 1 Msps

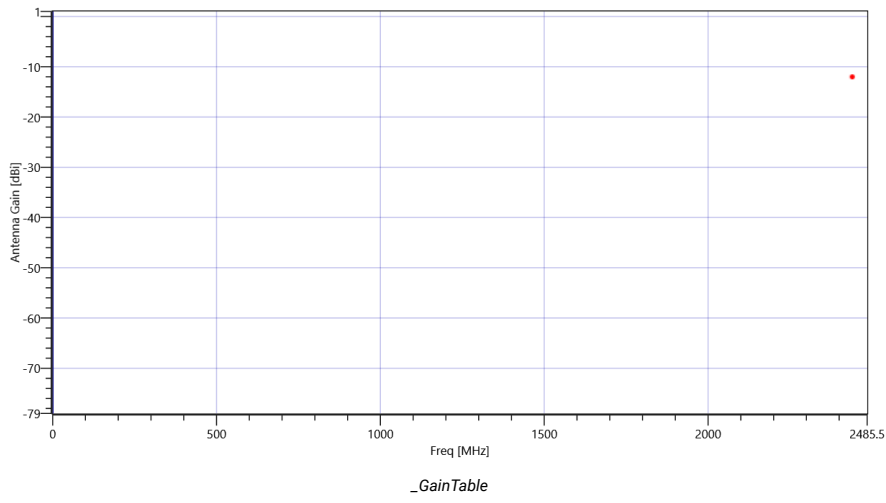
Test References	
TC Start	14.06.2021 12:50:59
Ambit Temp [°C] Humidity [rel%]	26.9 31
System Version	3.0.1.3
Test Specification	FCC Part 15.247
Test Method	DTS: KDB 558074 D01 V05 - 8.7.3 Integration Method; ANSI C63.10-2013 11.13.3.2 Peak Detection
TC Version	0.0.1
My Description	FCC 15.247 Restricted Band Edge Conducted Peak DTS - BT LE 1 Msps
Add. Information	

EUT Common Settings BT Low Energy	
Intermodulation Value N	3
Image Freq. Low Mid High [MHz]	0 0 0
Power Class	2
1 Mbps supported	True TXpayload 255 RXpayload 255
2 Mbps supported	False TXpayload 255 RXpayload 255
Longrange S8 supported	False TXpayload 255 RXpayload 255
Longrange S2 supported	False TXpayload 255 RXpayload 255
Signaling Settings	USB_RS232 HCI 13 115200 None S1 None On
Signaling RF Settings	RF1com 0 0 On
User Interaction	No
Switch Matrix & Pathcompensation enabled	Yes

Test Parameter	
Technology to test	BT LE 1 Msps
Antenna Port used	1
Temperature	nom
Voltage	nom
Frequency low to test	True Freq [MHz] 2402
Frequency mid to test	False Freq [MHz] 2440
Frequency high to test	True Freq [MHz] 2480
Auto Control enabled Power Supply Climatic Box	No No
Additional Path Loss [dB]	0.5
Switched Path	EUT - SignalingUnit - SpectrumAnalyzer

Test Equipment	
Signal analyzer,Rohde&Schwarz,FSV-30,1321.3008K30/103809,3.70	
Signaling unit,Rohde&Schwarz,CMW,1201.0002k75/100683,3.7.171	
Switch matrix,CTCadvanced,RSM-1 NI DAQ,29655273,NI	

Antenna Gain Table	
Freq [MHz]	Gain [dBi]
2440	-12



Test at TX 2402 MHz

RESULT: Reference Power cond.

Test Description	Lower Limit	Upper Limit	Measured	Unit	Verdict
Ref. Power 1MHz/1MHz cond.	---	---	-0.02	dBm	INFO
Ref. Frequency	---	---	2402.200	MHz	INFO

READ SA SETTINGS:

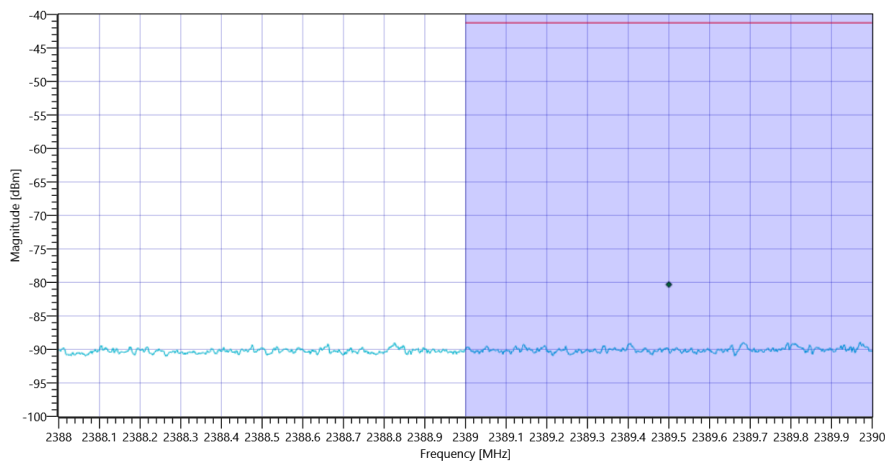
RefLevel [dBm] RefLevelOffset [dB] InpAtt [dB]	4.98 10.59 10
Start [MHz] Stop [MHz]	2388.000 2390.000
RBW [MHz] VBW [MHz]	0.100000 0.002000
Detector TraceMode	POS MAXH
Sweep: Time [ms] Count Points per Section Type	8 300 1001 SWE

Antenna Gain

Considered Antenna Gain: [dBi]: -12 @ 2389.5MHz

RESULT

Test Description	Lower Limit	Upper Limit	Measured	Unit	Verdict
Band Power	---	-41.23	-80.31	dBm	PASS



FCC Part 15.247 Restricted Band Edge Conducted Peak DTS Video Avg (eirp) ~ BT LE 1 Msps

Test at TX 2480 MHz

RESULT: Reference Power cond.

Test Description	Lower Limit	Upper Limit	Measured	Unit	Verdict
Ref. Power 1MHz/1MHz cond.	---	---	-0.99	dBm	INFO
Ref. Frequency	---	---	2480.200	MHz	INFO

READ SA SETTINGS:

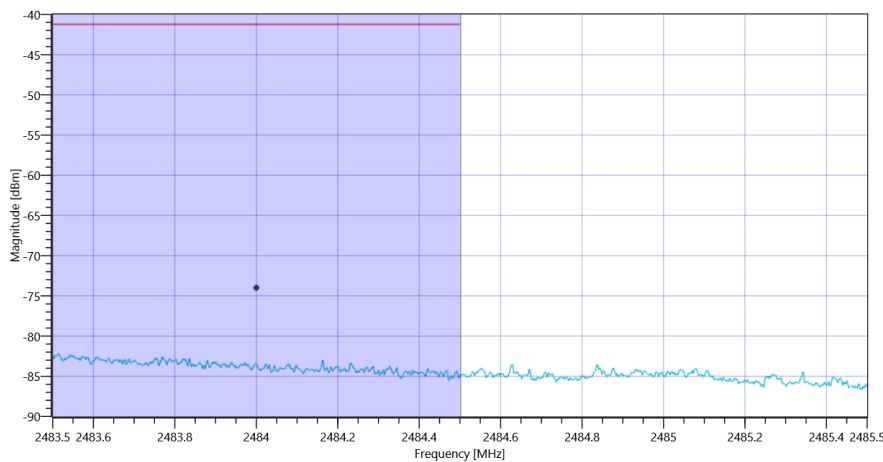
RefLevel [dBm] RefLevelOffset [dB] InpAtt [dB]	4.01 10.65 10
Start [MHz] Stop [MHz]	2483.500 2485.500
RBW [MHz] VBW [MHz]	0.100000 0.002000
Detector TraceMode	POS MAXH
Sweep: Time [ms] Count Points per Section Type	8 300 1001 SWE

Antenna Gain

Considered Antenna Gain: [dBi]: -12 @ 2484MHz

RESULT

Test Description	Lower Limit	Upper Limit	Measured	Unit	Verdict
Band Power	---	-41.23	-73.99	dBm	PASS



FCC Part 15.247 Restricted Band Edge Conducted Peak DTS Video Avg (eirp) ~ BT LE 1 Msp

General verdict

PASS

- END OF DOCUMENT -