

Phonak TV Connector (TX25) Test Setup Photos




Fig 1 Conducted measurements – interference voltage




Fig 2 Radiated measurements – Carrier EIRP and Band-edge (radiated)

Test Setup Photos
Phonak TV Connector V2
(TX30)




Fig 3 Spurious emissions 9 kHz – 30 MHz



Fig 4 Spurious emissions 30 MHz – 1GHz



Fig 5 Spurious emissions – 1 GHz – 26 GHz