

Measurement Results

No.1-4450/22-01-08_Annex_MR_A1

Test logging

This document is electronically signed and valid without handwritten signature.
For verification of the electronic signatures, the public keys can be requested at the testing laboratory.

Test/s performed:

Michael Dorongovski
Lab Manager
Radio Communications

Table of Content

EUT Information	3
Common2G4 Peak OP 3MHz/3MHz ~ Generic 2G4	4
Common2G4 Peak OP 3MHz/3MHz ~ Generic 2G4	6
Common2G4 Peak OP 3MHz/3MHz ~ Generic 2G4	8
FCC Part 15.247 Bandwidth 6dB DTS ~ Generic 2G4	10
FCC Part 15.247 Bandwidth 6dB DTS ~ Generic 2G4	12
FCC Part 15.247 Bandwidth 6dB DTS ~ Generic 2G4	14
FCC Part 15.247 Bandwidth 99PCT-20dB ~ Generic 2G4	16
FCC Part 15.247 Bandwidth 99PCT-20dB ~ Generic 2G4	20
FCC Part 15.247 Bandwidth 99PCT-20dB ~ Generic 2G4	24
FCC Part 15.247 Maximum Peak Conducted Output Power DTS ~ Generic 2G4	28
FCC Part 15.247 Maximum Peak Conducted Output Power DTS ~ Generic 2G4	31
FCC Part 15.247 Maximum Peak Conducted Output Power DTS ~ Generic 2G4	34
FCC Part 15.247 Peak Power Spectral Density DTS ~ Generic 2G4	37
FCC Part 15.247 Peak Power Spectral Density DTS ~ Generic 2G4	39
FCC Part 15.247 Peak Power Spectral Density DTS ~ Generic 2G4	41
FCC Part 15.247 TX Spurious Conducted 20dBc ~ Generic 2G4	43
FCC Part 15.247 TX Spurious Conducted 20dBc ~ Generic 2G4	46
FCC Part 15.247 TX Spurious Conducted 20dBc ~ Generic 2G4	49

EUT Information

EUT DEFINITION	
Manufacturer	Sonova Communications AG
Type	Dynamic Soundfield
Serial Number	NI
Setup Number	1.0
Version SW	NI
Version FW	NI
Version HW	NI
Comment 1	
Comment 2	
Temperature [°C] Min	0
Temperature [°C] Nom	20
Temperature [°C] Max	40
Voltage [V] Min	120
Voltage [V] Nom	120
Voltage [V] Max	120

Common2G4 Peak OP 3MHz/3MHz ~ Generic 2G4

Test References	
TC Start	23.05.2022 09:23:40
Ambit Temp [°C] Humidity [rel%]	26.6 44
System Version	3.0.6.3
Test Specification	None
Test Method	
TC Version	0.0.1
My Description	Peak Output Power conducted 3MHz/3MHz - Generic 2G4
Add. Information	

EUT Common settings 2G4	
Hopping supported	No
Burst length [ms]	10
Nominal Bandwidth [MHz]	1.5
User Interaction	No

Test Parameter	
Technology to test	Generic 2G4
Antenna Port used	1
Temperature	nom
Voltage	nom
Frequency low to test	True Freq [MHz] 2402
Frequency mid to test	False Freq [MHz] 2440
Frequency high to test	False Freq [MHz] 2480
Auto Control enabled Power Supply Climatic Box	No No
Additional Path Loss [dB]	0.7
Switched Path	EUT - SignalingUnit - SpectrumAnalyzer

Test Equipment	
Signal analyzer,Rohde&Schwarz,FSV-30,1321.3008K30/103170,3.60	
Switch matrix,CTCadvanced,RSM-1 NI DAQ,31534892,NI	

Test at TX 2402 MHz

RESULT: Reference Power cond.

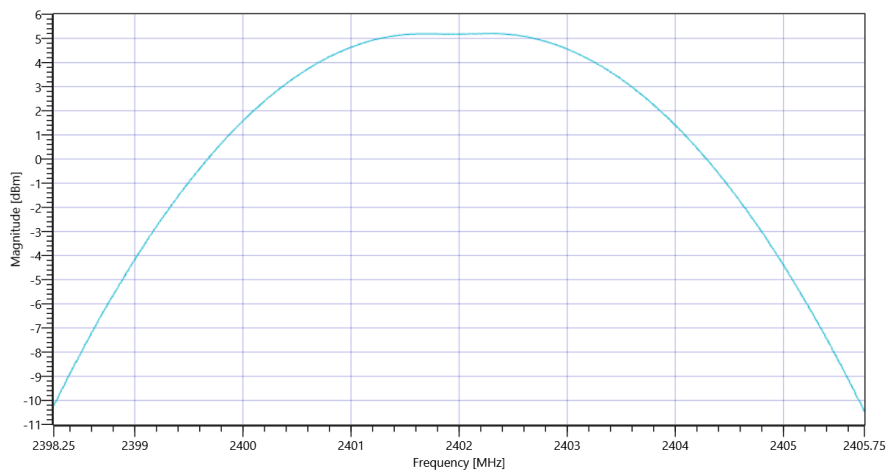
Test Description	Lower Limit	Upper Limit	Measured	Unit	Verdict
Ref. Power 1MHz/1MHz cond.	---	---	5.26	dBm	INFO
Ref. Frequency	---	---	2402.300	MHz	INFO

READ SA SETTINGS:

RefLevel [dBm] RefLevelOffset [dB] InpAtt [dB]	15.26 11.29 20
Start [MHz] Stop [MHz]	2398.250 2405.750
RBW [MHz] VBW [MHz]	3.000000 3.000000
Detector TraceMode	POS MAXH
Sweep: Time [ms] Count Points per Section Type	1000 10 1001 SWE

RESULT

Test Description	Lower Limit	Upper Limit	Measured	Unit	Verdict
Peak Power	---	---	5.2	dBm	INFO
Peak Power	---	---	3.311311	mW	INFO
Frequency at Peak	---	---	2402.3	MHz	INFO



Common2G4 Peak OP 3MHz-3MHz ~ Generic 2G4

General verdict

PASS

Common2G4 Peak OP 3MHz/3MHz ~ Generic 2G4

Test References	
TC Start	23.05.2022 09:36:14
Ambit Temp [°C] Humidity [rel%]	26.8 44
System Version	3.0.6.3
Test Specification	None
Test Method	
TC Version	0.0.1
My Description	Peak Output Power conducted 3MHz/3MHz - Generic 2G4
Add. Information	

EUT Common settings 2G4	
Hopping supported	No
Burst length [ms]	10
Nominal Bandwidth [MHz]	1.5
User Interaction	No

Test Parameter	
Technology to test	Generic 2G4
Antenna Port used	1
Temperature	nom
Voltage	nom
Frequency low to test	False Freq [MHz] 2402
Frequency mid to test	True Freq [MHz] 2440
Frequency high to test	False Freq [MHz] 2480
Auto Control enabled Power Supply Climatic Box	No No
Additional Path Loss [dB]	0.7
Switched Path	EUT - SignalingUnit - SpectrumAnalyzer

Test Equipment	
Signal analyzer,Rohde&Schwarz,FSV-30,1321.3008K30/103170,3.60	
Switch matrix,CTCadvanced,RSM-1 NI DAQ,31534892,NI	

Test at TX 2440 MHz

RESULT: Reference Power cond.

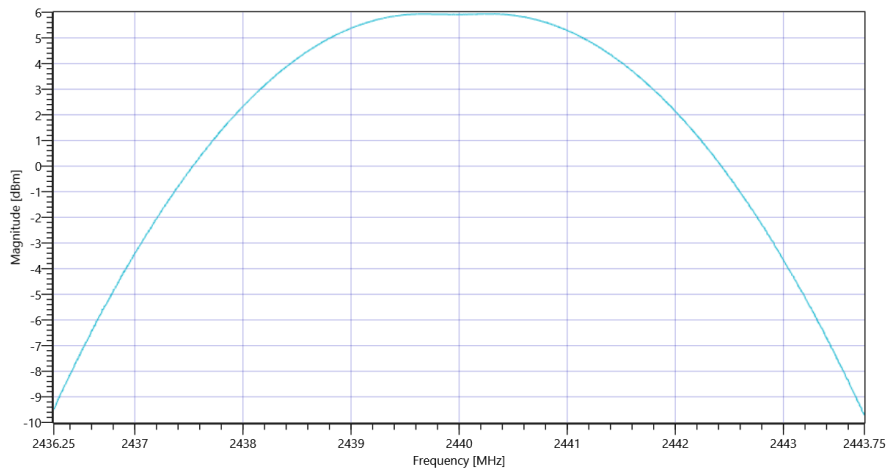
Test Description	Lower Limit	Upper Limit	Measured	Unit	Verdict
Ref. Power 1MHz/1MHz cond.	---	---	5.96	dBm	INFO
Ref. Frequency	---	---	2440.300	MHz	INFO

READ SA SETTINGS:

RefLevel [dBm] RefLevelOffset [dB] InpAtt [dB]	15.96 11.36 20
Start [MHz] Stop [MHz]	2436.250 2443.750
RBW [MHz] VBW [MHz]	3.000000 3.000000
Detector TraceMode	POS MAXH
Sweep: Time [ms] Count Points per Section Type	1000 10 1001 SWE

RESULT

Test Description	Lower Limit	Upper Limit	Measured	Unit	Verdict
Peak Power	---	---	5.94	dBm	INFO
Peak Power	---	---	3.926449	mW	INFO
Frequency at Peak	---	---	2440.33	MHz	INFO



Common2G4 Peak OP 3MHz-3MHz ~ Generic 2G4

General verdict

PASS

Common2G4 Peak OP 3MHz/3MHz ~ Generic 2G4

Test References	
TC Start	23.05.2022 09:57:30
Ambit Temp [°C] Humidity [rel%]	26.8 45
System Version	3.0.6.3
Test Specification	None
Test Method	
TC Version	0.0.1
My Description	Peak Output Power conducted 3MHz/3MHz - Generic 2G4
Add. Information	

EUT Common settings 2G4	
Hopping supported	No
Burst length [ms]	10
Nominal Bandwidth [MHz]	1.5
User Interaction	No

Test Parameter	
Technology to test	Generic 2G4
Antenna Port used	1
Temperature	nom
Voltage	nom
Frequency low to test	False Freq [MHz] 2402
Frequency mid to test	False Freq [MHz] 2440
Frequency high to test	True Freq [MHz] 2480
Auto Control enabled Power Supply Climatic Box	No No
Additional Path Loss [dB]	0.7
Switched Path	EUT - SignalingUnit - SpectrumAnalyzer

Test Equipment	
Signal analyzer,Rohde&Schwarz,FSV-30,1321.3008K30/103170,3.60	
Switch matrix,CTCadvanced,RSM-1 NI DAQ,31534892,NI	

Test at TX 2480 MHz

RESULT: Reference Power cond.

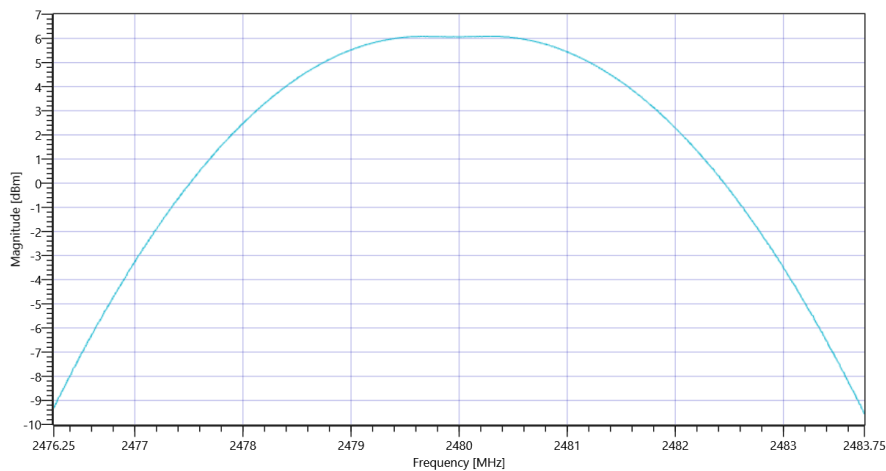
Test Description	Lower Limit	Upper Limit	Measured	Unit	Verdict
Ref. Power 1MHz/1MHz cond.	---	---	6.15	dBm	INFO
Ref. Frequency	---	---	2480.300	MHz	INFO

READ SA SETTINGS:

RefLevel [dBm] RefLevelOffset [dB] InpAtt [dB]	16.15 11.41 20
Start [MHz] Stop [MHz]	2476.250 2483.750
RBW [MHz] VBW [MHz]	3.000000 3.000000
Detector TraceMode	POS MAXH
Sweep: Time [ms] Count Points per Section Type	1000 10 1001 SWE

RESULT

Test Description	Lower Limit	Upper Limit	Measured	Unit	Verdict
Peak Power	---	---	6.09	dBm	INFO
Peak Power	---	---	4.064433	mW	INFO
Frequency at Peak	---	---	2480.292	MHz	INFO



Common2G4 Peak OP 3MHz-3MHz ~ Generic 2G4

General verdict

PASS

FCC Part 15.247 Bandwidth 6dB DTS ~ Generic 2G4

Test References	
TC Start	23.05.2022 09:01:33
Ambit Temp [°C] Humidity [rel%]	26.4 45
System Version	3.0.6.3
Test Specification	FCC Part 15.247
Test Method	99
TC Version	0.0.1
My Description	FCC 15.247 Bandwidth 6DB DTS - Generic 2G4
Add. Information	

EUT Common settings 2G4	
Hopping supported	No
Burst length [ms]	10
Nominal Bandwidth [MHz]	1.5
User Interaction	No

Test Parameter	
Technology to test	Generic 2G4
Antenna Port used	1
Temperature	nom
Voltage	nom
Frequency low to test	True Freq [MHz] 2402
Frequency mid to test	False Freq [MHz] 2440
Frequency high to test	False Freq [MHz] 2480
Auto Control enabled Power Supply Climatic Box	No No
Additional Path Loss [dB]	0.7
Switched Path	EUT - SignalingUnit - SpectrumAnalyzer

Test Equipment	
Signal analyzer,Rohde&Schwarz,FSV-30,1321.3008K30/103170,3.60	
Switch matrix,CTCadvanced,RSM-1 NI DAQ,31534892,NI	

Test at TX 2402 MHz

RESULT: Reference Power cond.

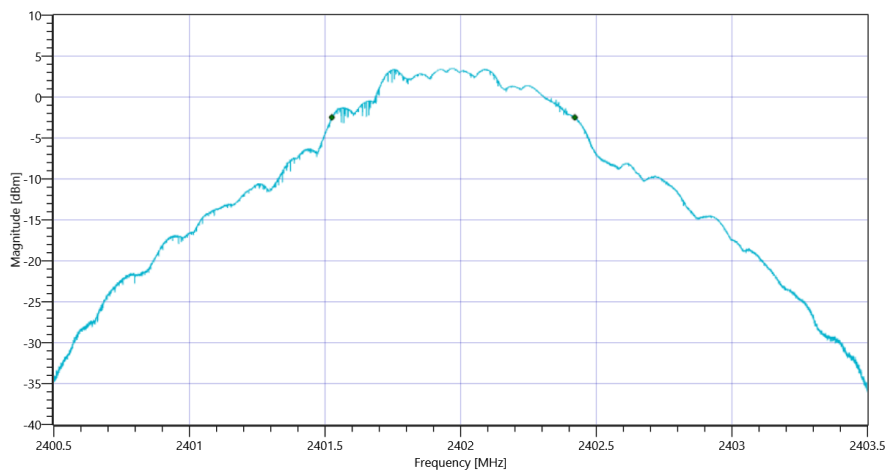
Test Description	Lower Limit	Upper Limit	Measured	Unit	Verdict
Ref. Power 1MHz/1MHz cond.	---	---	5.18	dBm	INFO
Ref. Frequency	---	---	2402.300	MHz	INFO

READ SA SETTINGS:

RefLevel [dBm] RefLevelOffset [dB] InpAtt [dB]	10.18 11.29 15
Start [MHz] Stop [MHz]	2400.500 2403.500
RBW [MHz] VBW [MHz]	0.100000 0.300000
Detector TraceMode	POS MAXH
Sweep: Time [ms] Count Points per Section Type	50 200 10001 SWE

RESULT

Test Description	Lower Limit	Upper Limit	Measured	Unit	Verdict
DTS Bandwidth (6dB)	500	---	896	kHz	PASS



FCC Part 15.247 Bandwidth 6dB DTS ~ Generic 2G4

General verdict

PASS

FCC Part 15.247 Bandwidth 6dB DTS ~ Generic 2G4

Test References	
TC Start	23.05.2022 09:26:29
Ambit Temp [°C] Humidity [rel%]	26.6 45
System Version	3.0.6.3
Test Specification	FCC Part 15.247
Test Method	99
TC Version	0.0.1
My Description	FCC 15.247 Bandwidth 6DB DTS - Generic 2G4
Add. Information	

EUT Common settings 2G4	
Hopping supported	No
Burst length [ms]	10
Nominal Bandwidth [MHz]	1.5
User Interaction	No

Test Parameter	
Technology to test	Generic 2G4
Antenna Port used	1
Temperature	nom
Voltage	nom
Frequency low to test	False Freq [MHz] 2402
Frequency mid to test	True Freq [MHz] 2440
Frequency high to test	False Freq [MHz] 2480
Auto Control enabled Power Supply Climatic Box	No No
Additional Path Loss [dB]	0.7
Switched Path	EUT - SignalingUnit - SpectrumAnalyzer

Test Equipment	
Signal analyzer,Rohde&Schwarz,FSV-30,1321.3008K30/103170,3.60	
Switch matrix,CTCadvanced,RSM-1 NI DAQ,31534892,NI	

Test at TX 2440 MHz

RESULT: Reference Power cond.

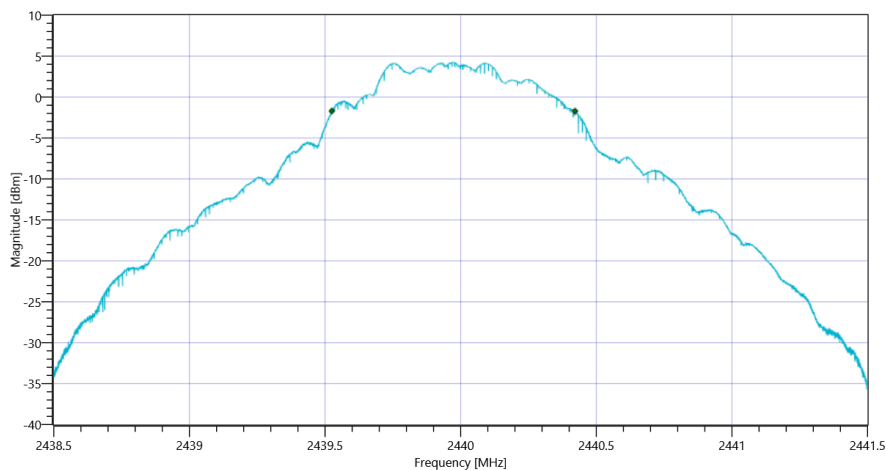
Test Description	Lower Limit	Upper Limit	Measured	Unit	Verdict
Ref. Power 1MHz/1MHz cond.	---	---	5.92	dBm	INFO
Ref. Frequency	---	---	2440.300	MHz	INFO

READ SA SETTINGS:

RefLevel [dBm] RefLevelOffset [dB] InpAtt [dB]	10.92 11.36 15
Start [MHz] Stop [MHz]	2438.500 2441.500
RBW [MHz] VBW [MHz]	0.100000 0.300000
Detector TraceMode	POS MAXH
Sweep: Time [ms] Count Points per Section Type	50 200 10001 SWE

RESULT

Test Description	Lower Limit	Upper Limit	Measured	Unit	Verdict
DTS Bandwidth (6dB)	500	---	896	kHz	PASS



FCC Part 15.247 Bandwidth 6dB DTS ~ Generic 2G4

General verdict

PASS

FCC Part 15.247 Bandwidth 6dB DTS ~ Generic 2G4

Test References	
TC Start	23.05.2022 09:47:44
Ambit Temp [°C] Humidity [rel%]	26.8 44
System Version	3.0.6.3
Test Specification	FCC Part 15.247
Test Method	99
TC Version	0.0.1
My Description	FCC 15.247 Bandwidth 6DB DTS - Generic 2G4
Add. Information	

EUT Common settings 2G4	
Hopping supported	No
Burst length [ms]	10
Nominal Bandwidth [MHz]	1.5
User Interaction	No

Test Parameter	
Technology to test	Generic 2G4
Antenna Port used	1
Temperature	nom
Voltage	nom
Frequency low to test	False Freq [MHz] 2402
Frequency mid to test	False Freq [MHz] 2440
Frequency high to test	True Freq [MHz] 2480
Auto Control enabled Power Supply Climatic Box	No No
Additional Path Loss [dB]	0.7
Switched Path	EUT - SignalingUnit - SpectrumAnalyzer

Test Equipment	
Signal analyzer,Rohde&Schwarz,FSV-30,1321.3008K30/103170,3.60	
Switch matrix,CTCadvanced,RSM-1 NI DAQ,31534892,NI	

Test at TX 2480 MHz

RESULT: Reference Power cond.

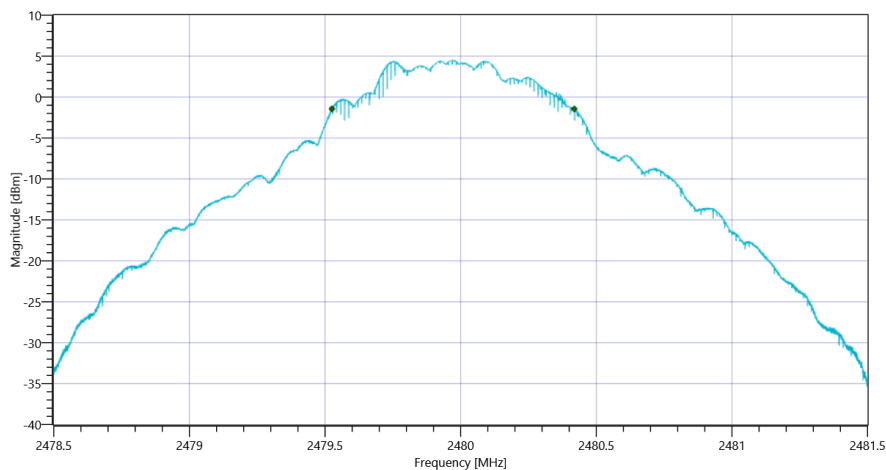
Test Description	Lower Limit	Upper Limit	Measured	Unit	Verdict
Ref. Power 1MHz/1MHz cond.	---	---	6.11	dBm	INFO
Ref. Frequency	---	---	2480.300	MHz	INFO

READ SA SETTINGS:

RefLevel [dBm] RefLevelOffset [dB] InpAtt [dB]	11.11 11.41 15
Start [MHz] Stop [MHz]	2478.500 2481.500
RBW [MHz] VBW [MHz]	0.100000 0.300000
Detector TraceMode	POS MAXH
Sweep: Time [ms] Count Points per Section Type	50 200 10001 SWE

RESULT

Test Description	Lower Limit	Upper Limit	Measured	Unit	Verdict
DTS Bandwidth (6dB)	500	---	894	kHz	PASS



FCC Part 15.247 Bandwidth 6dB DTS ~ Generic 2G4

General verdict

PASS

FCC Part 15.247 Bandwidth 99PCT-20dB ~ Generic 2G4

Test References	
TC Start	23.05.2022 09:02:08
Ambit Temp [°C] Humidity [rel%]	26.4 45
System Version	3.0.6.3
Test Specification	FCC Part 15.247
Test Method	
TC Version	0.0.2
My Description	FCC 15.247 Bandwidth 99PCT-20DB DTS - Generic 2G4
Add. Information	

EUT Common settings 2G4	
Hopping supported	No
Burst length [ms]	10
Nominal Bandwidth [MHz]	1.5
User Interaction	No

Test Parameter	
Technology to test	Generic 2G4
Antenna Port used	1
Temperature	nom
Voltage	nom
Frequency low to test	True Freq [MHz] 2402
Frequency mid to test	False Freq [MHz] 2440
Frequency high to test	False Freq [MHz] 2480
Auto Control enabled Power Supply Climatic Box	No No
Additional Path Loss [dB]	0.7
Switched Path	EUT - SignalingUnit - SpectrumAnalyzer

Test Equipment	
Signal analyzer,Rohde&Schwarz,FSV-30,1321.3008K30/103170,3.60	
Switch matrix,CTCadvanced,RSM-1 NI DAQ,31534892,NI	

Test at TX 2402 MHz

RESULT: Reference Power cond.

Test Description	Lower Limit	Upper Limit	Measured	Unit	Verdict
Ref. Power 1MHz/1MHz cond.	---	---	5.21	dBm	INFO
Ref. Frequency	---	---	2402.300	MHz	INFO

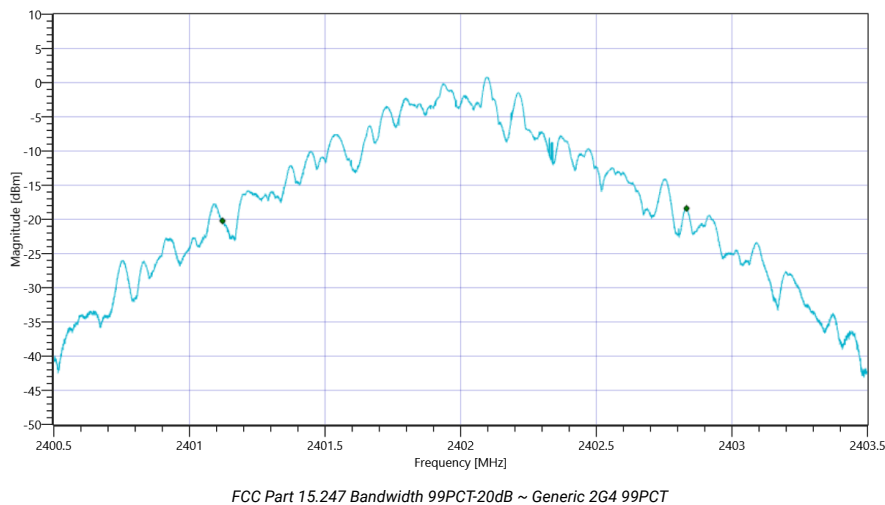
READ SA SETTINGS:

RefLevel [dBm] RefLevelOffset [dB] InpAtt [dB]	10.21 11.29 15
Start [MHz] Stop [MHz]	2400.500 2403.500
RBW [MHz] VBW [MHz]	0.030000 0.100000
Detector TraceMode	POS MAXH
Sweep: Time [ms] Count Points per Section Type	50 200 10001 SWE

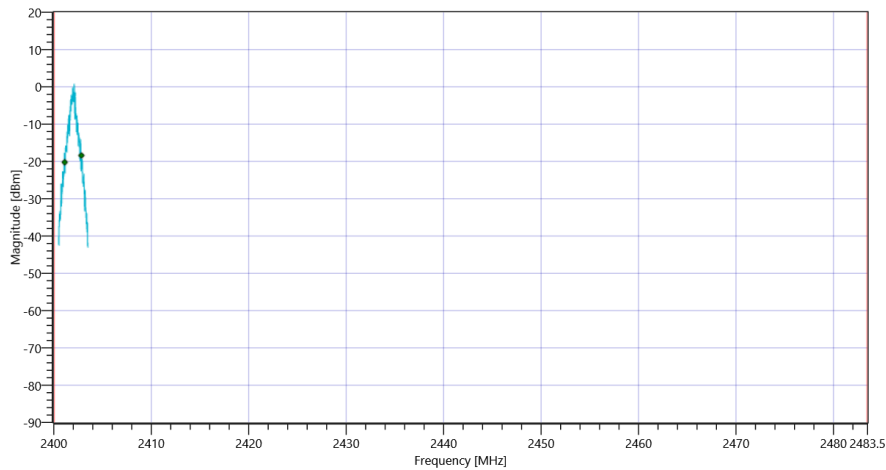
RESULT

Test Description	Lower Limit	Upper Limit	Measured	Unit	Verdict
Bandwidth 99%	---	---	1710.729	kHz	INFO
T1 99%	2400.000000	---	2401.1220	MHz	PASS
T2 99%	---	2483.500000	2402.8327	MHz	PASS

Plot: Bandwidth only



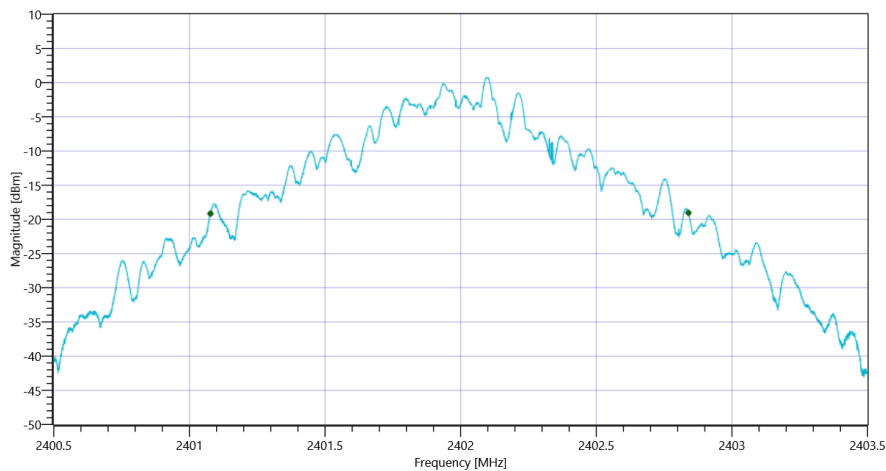
Plot: Bandwidth within Band



FCC Part 15.247 Bandwidth 99PCT-20dB ~ Generic 2G4

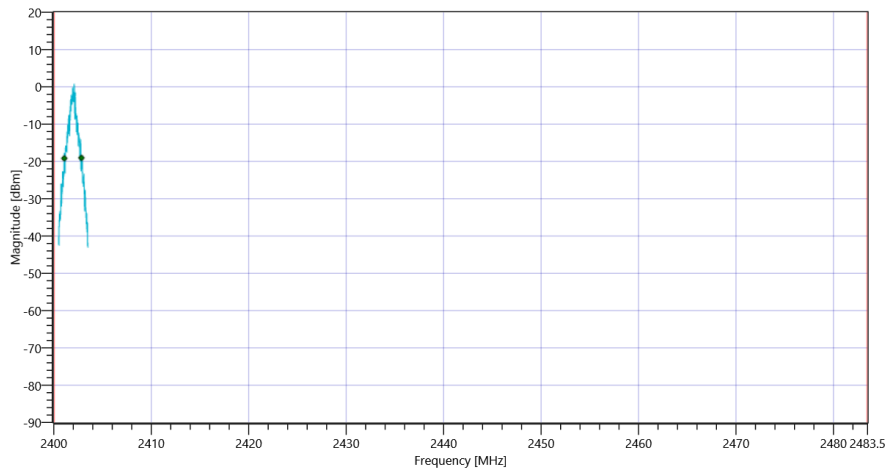
RESULT					
Test Description	Lower Limit	Upper Limit	Measured	Unit	Verdict
Bandwidth 20dB	---	---	1762	kHz	INFO
T1 20dB	2400.000000	---	2401.0775	MHz	PASS
T2 20dB	---	2483.500000	2402.8397	MHz	PASS

Plot: Bandwidth only



FCC Part 15.247 Bandwidth 99PCT-20dB ~ Generic 2G4 20dB

Plot: Bandwidth within Band



FCC Part 15.247 Bandwidth 99PCT-20dB ~ Generic 2G4

General verdict

PASS

FCC Part 15.247 Bandwidth 99PCT-20dB ~ Generic 2G4

Test References	
TC Start	23.05.2022 09:27:03
Ambit Temp [°C] Humidity [rel%]	26.7 45
System Version	3.0.6.3
Test Specification	FCC Part 15.247
Test Method	
TC Version	0.0.2
My Description	FCC 15.247 Bandwidth 99PCT-20DB DTS - Generic 2G4
Add. Information	

EUT Common settings 2G4	
Hopping supported	No
Burst length [ms]	10
Nominal Bandwidth [MHz]	1.5
User Interaction	No

Test Parameter	
Technology to test	Generic 2G4
Antenna Port used	1
Temperature	nom
Voltage	nom
Frequency low to test	False Freq [MHz] 2402
Frequency mid to test	True Freq [MHz] 2440
Frequency high to test	False Freq [MHz] 2480
Auto Control enabled Power Supply Climatic Box	No No
Additional Path Loss [dB]	0.7
Switched Path	EUT - SignalingUnit - SpectrumAnalyzer

Test Equipment	
Signal analyzer,Rohde&Schwarz,FSV-30,1321.3008K30/103170,3.60	
Switch matrix,CTCadvanced,RSM-1 NI DAQ,31534892,NI	

Test at TX 2440 MHz

RESULT: Reference Power cond.

Test Description	Lower Limit	Upper Limit	Measured	Unit	Verdict
Ref. Power 1MHz/1MHz cond.	---	---	5.93	dBm	INFO
Ref. Frequency	---	---	2440.300	MHz	INFO

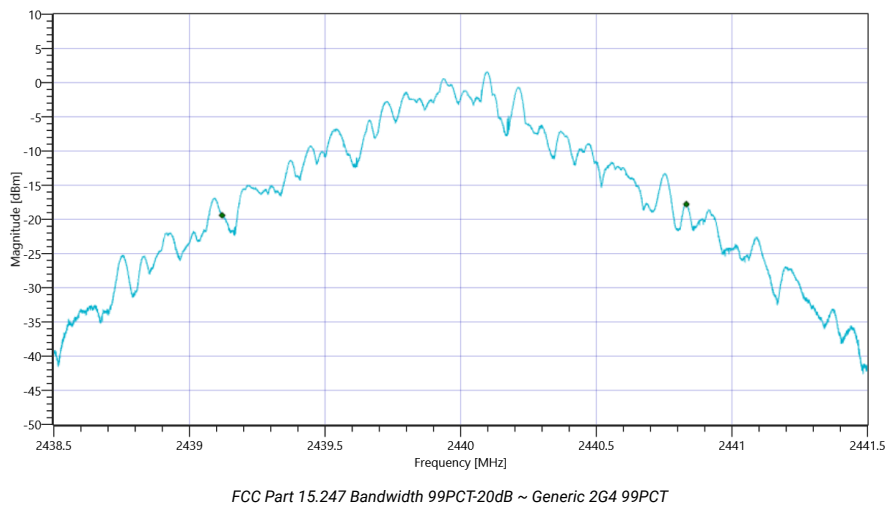
READ SA SETTINGS:

RefLevel [dBm] RefLevelOffset [dB] InpAtt [dB]	10.93 11.36 15
Start [MHz] Stop [MHz]	2438.500 2441.500
RBW [MHz] VBW [MHz]	0.030000 0.100000
Detector TraceMode	POS MAXH
Sweep: Time [ms] Count Points per Section Type	50 200 10001 SWE

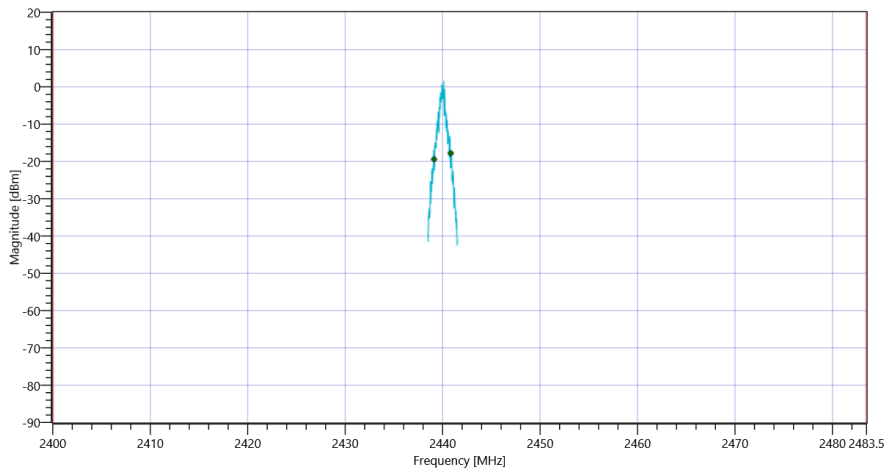
RESULT

Test Description	Lower Limit	Upper Limit	Measured	Unit	Verdict
Bandwidth 99%	---	---	1711.329	kHz	INFO
T1 99%	2400.000000	---	2439.1205	MHz	PASS
T2 99%	---	2483.500000	2440.8318	MHz	PASS

Plot: Bandwidth only



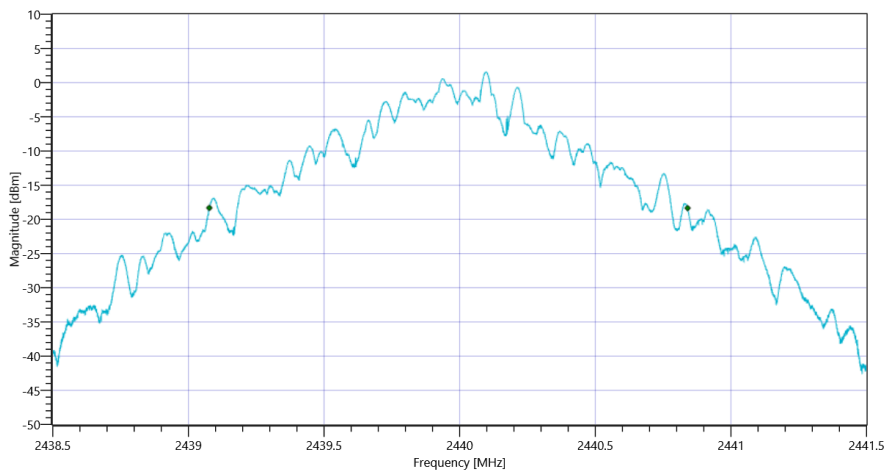
Plot: Bandwidth within Band



FCC Part 15.247 Bandwidth 99PCT-20dB ~ Generic 2G4

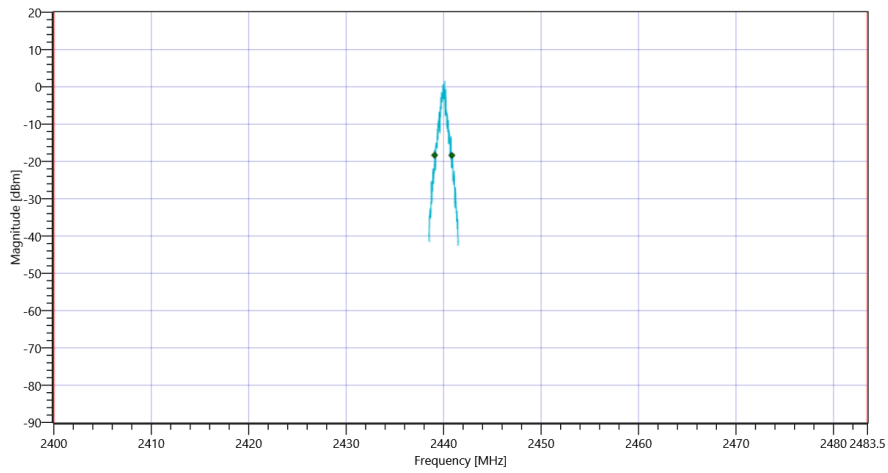
RESULT					
Test Description	Lower Limit	Upper Limit	Measured	Unit	Verdict
Bandwidth 20dB	---	---	1763	kHz	INFO
T1 20dB	2400.000000	---	2439.0769	MHz	PASS
T2 20dB	---	2483.500000	2440.8403	MHz	PASS

Plot: Bandwidth only



FCC Part 15.247 Bandwidth 99PCT-20dB ~ Generic 2G4 20dB

Plot: Bandwidth within Band



FCC Part 15.247 Bandwidth 99PCT-20dB ~ Generic 2G4

General verdict

PASS

FCC Part 15.247 Bandwidth 99PCT-20dB ~ Generic 2G4

Test References	
TC Start	23.05.2022 09:48:18
Ambit Temp [°C] Humidity [rel%]	26.8 44
System Version	3.0.6.3
Test Specification	FCC Part 15.247
Test Method	
TC Version	0.0.2
My Description	FCC 15.247 Bandwidth 99PCT-20DB DTS - Generic 2G4
Add. Information	

EUT Common settings 2G4	
Hopping supported	No
Burst length [ms]	10
Nominal Bandwidth [MHz]	1.5
User Interaction	No

Test Parameter	
Technology to test	Generic 2G4
Antenna Port used	1
Temperature	nom
Voltage	nom
Frequency low to test	False Freq [MHz] 2402
Frequency mid to test	False Freq [MHz] 2440
Frequency high to test	True Freq [MHz] 2480
Auto Control enabled Power Supply Climatic Box	No No
Additional Path Loss [dB]	0.7
Switched Path	EUT - SignalingUnit - SpectrumAnalyzer

Test Equipment	
Signal analyzer,Rohde&Schwarz,FSV-30,1321.3008K30/103170,3.60	
Switch matrix,CTCadvanced,RSM-1 NI DAQ,31534892,NI	

Test at TX 2480 MHz

RESULT: Reference Power cond.

Test Description	Lower Limit	Upper Limit	Measured	Unit	Verdict
Ref. Power 1MHz/1MHz cond.	---	---	6.10	dBm	INFO
Ref. Frequency	---	---	2480.300	MHz	INFO

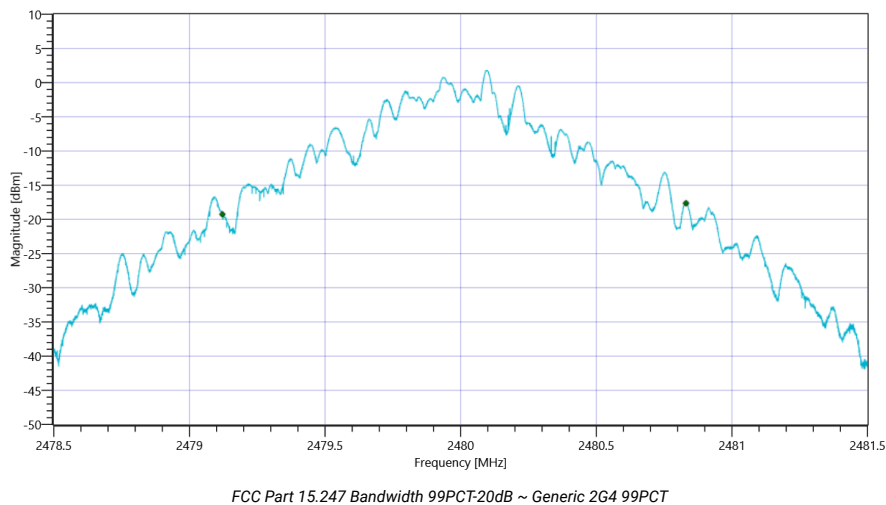
READ SA SETTINGS:

RefLevel [dBm] RefLevelOffset [dB] InpAtt [dB]	11.10 11.41 15
Start [MHz] Stop [MHz]	2478.500 2481.500
RBW [MHz] VBW [MHz]	0.030000 0.100000
Detector TraceMode	POS MAXH
Sweep: Time [ms] Count Points per Section Type	50 200 10001 SWE

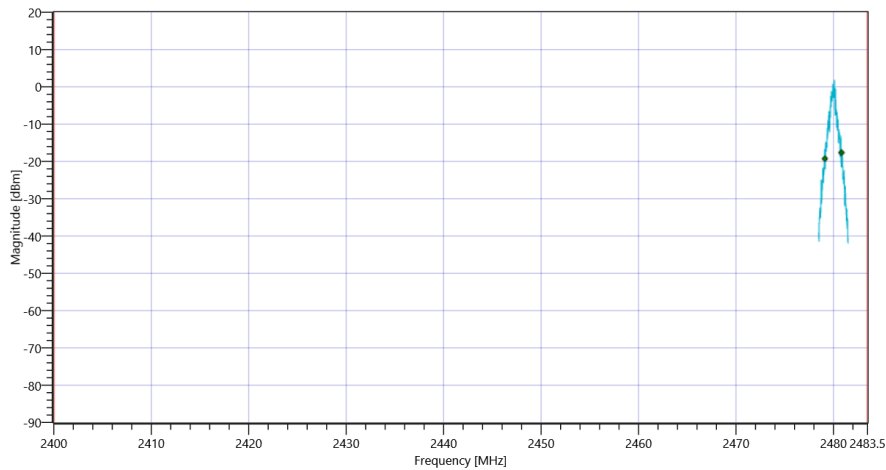
RESULT

Test Description	Lower Limit	Upper Limit	Measured	Unit	Verdict
Bandwidth 99%	---	---	1709.229	kHz	INFO
T1 99%	2400.000000	---	2479.1214	MHz	PASS
T2 99%	---	2483.500000	2480.8306	MHz	PASS

Plot: Bandwidth only



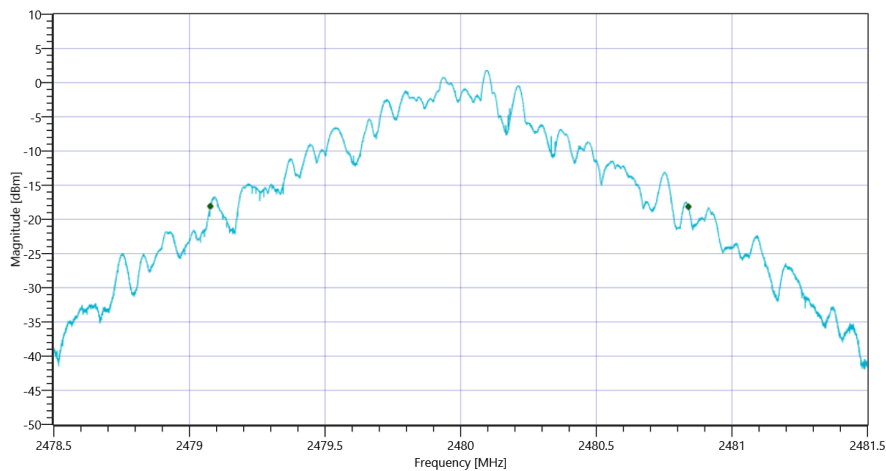
Plot: Bandwidth within Band



FCC Part 15.247 Bandwidth 99PCT-20dB ~ Generic 2G4

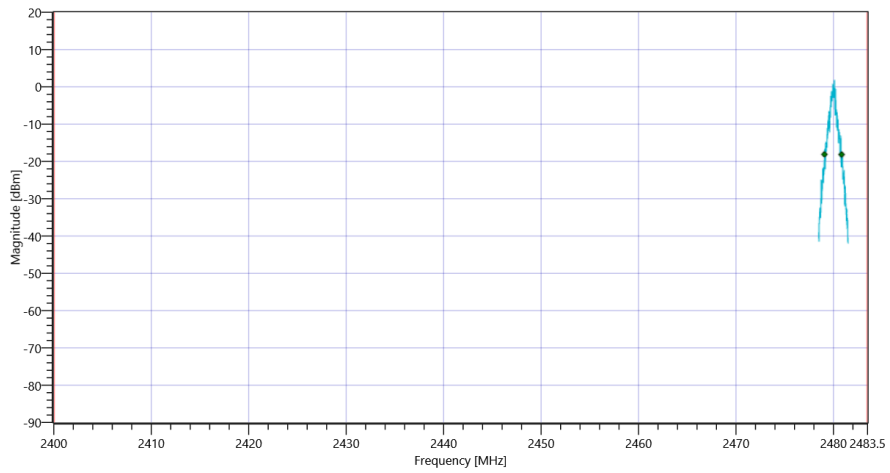
RESULT					
Test Description	Lower Limit	Upper Limit	Measured	Unit	Verdict
Bandwidth 20dB	---	---	1762	kHz	INFO
T1 20dB	2400.000000	---	2479.0772	MHz	PASS
T2 20dB	---	2483.500000	2480.8394	MHz	PASS

Plot: Bandwidth only



FCC Part 15.247 Bandwidth 99PCT-20dB ~ Generic 2G4 20dB

Plot: Bandwidth within Band



FCC Part 15.247 Bandwidth 99PCT-20dB ~ Generic 2G4

General verdict

PASS

FCC Part 15.247 Maximum Peak Conducted Output Power DTS ~ Generic 2G4

Test References	
TC Start	23.05.2022 09:00:40
Ambit Temp [°C] Humidity [rel%]	26.4 45
System Version	3.0.6.3
Test Specification	FCC Part 15.247
Test Method	DTS: KDB 558074 D01 V05 - Chapter 8.3.1.1 RBW ≥ DTS Bandwidth
TC Version	0.0.1
My Description	FCC 15.247 Max Peak Output Power Conducted DTS4 - Generic 2G4
Add. Information	

EUT Common settings 2G4	
Hopping supported	No
Burst length [ms]	10
Nominal Bandwidth [MHz]	1.5
User Interaction	No

Test Parameter	
Technology to test	Generic 2G4
Antenna Port used	1
Temperature	nom
Voltage	nom
Frequency low to test	True Freq [MHz] 2402
Frequency mid to test	False Freq [MHz] 2440
Frequency high to test	False Freq [MHz] 2480
Auto Control enabled Power Supply Climatic Box	No No
Additional Path Loss [dB]	0.7
Switched Path	EUT - SignalingUnit - SpectrumAnalyzer

Test Equipment	
Signal analyzer,Rohde&Schwarz,FSV-30,1321.3008K30/103170,3.60	
Switch matrix,CTCadvanced,RSM-1 NI DAQ,31534892,NI	

Test at TX 2402 MHz

RESULT: Reference Power cond.

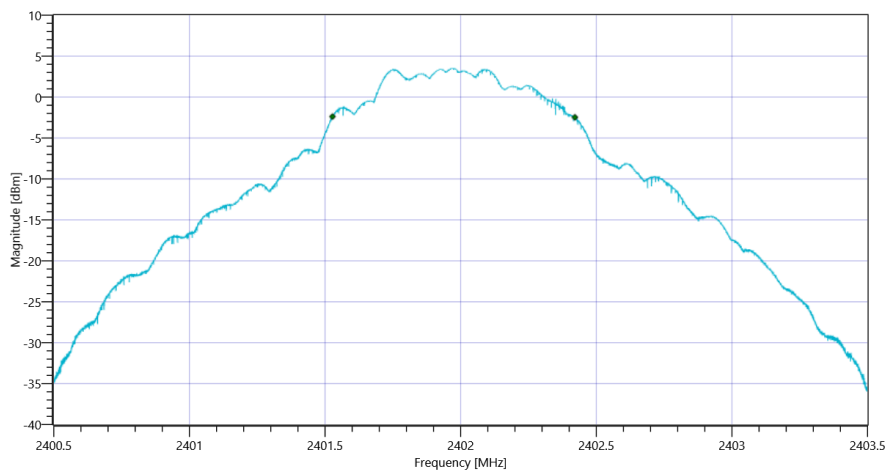
Test Description	Lower Limit	Upper Limit	Measured	Unit	Verdict
Ref. Power 1MHz/1MHz cond.	---	---	5.19	dBm	INFO
Ref. Frequency	---	---	2402.300	MHz	INFO

READ SA SETTINGS:

RefLevel [dBm] RefLevelOffset [dB] InpAtt [dB]	10.19 11.29 15
Start [MHz] Stop [MHz]	2400.500 2403.500
RBW [MHz] VBW [MHz]	0.100000 0.300000
Detector TraceMode	POS MAXH
Sweep: Time [ms] Count Points per Section Type	50 200 10001 SWE

DTS Bandwidth

Test Description	Lower Limit	Upper Limit	Measured	Unit	Verdict
DTS Bandwidth (6dB)	---	---	893	kHz	INFO



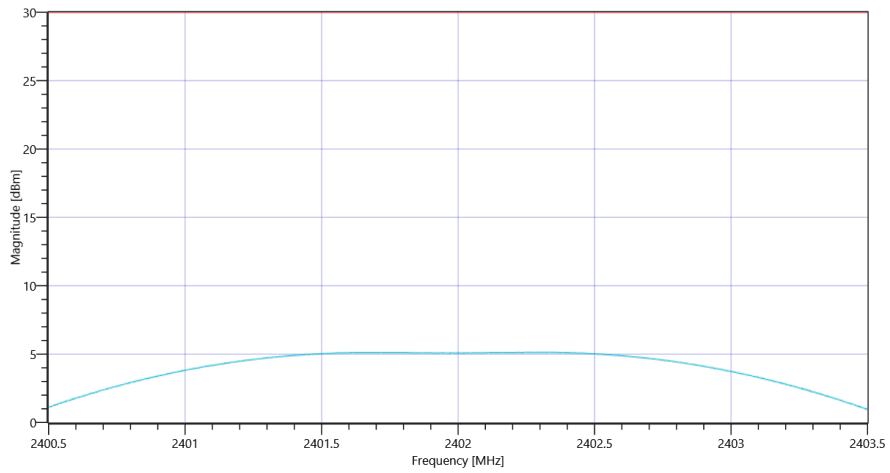
FCC Part 15.247 Maximum Peak Conducted Output Power DTS ~ Generic 2G4 DTS BW

READ SA SETTINGS:

RefLevel [dBm] RefLevelOffset [dB] InpAtt [dB]	15.19 11.29 20
Start [MHz] Stop [MHz]	2400.500 2403.500
RBW [MHz] VBW [MHz]	2.000000 5.000000
Detector TraceMode	POS MAXH
Sweep: Time [ms] Count Points per Section Type	50 200 1001 SWE

RESULT

Test Description	Lower Limit	Upper Limit	Measured	Unit	Verdict
Peak Power	---	30.00	5.12	dBm	PASS
Peak Power	---	1000	3.250873	mW	PASS
Frequency at Peak	---	---	2402.318	MHz	INFO



FCC Part 15.247 Maximum Peak Conducted Output Power DTS ~ Generic 2G4

General verdict

PASS

FCC Part 15.247 Maximum Peak Conducted Output Power DTS ~ Generic 2G4

Test References	
TC Start	23.05.2022 09:25:36
Ambit Temp [°C] Humidity [rel%]	26.6 45
System Version	3.0.6.3
Test Specification	FCC Part 15.247
Test Method	DTS: KDB 558074 D01 V05 - Chapter 8.3.1.1 RBW ≥ DTS Bandwidth
TC Version	0.0.1
My Description	FCC 15.247 Max Peak Output Power Conducted DTS4 - Generic 2G4
Add. Information	

EUT Common settings 2G4	
Hopping supported	No
Burst length [ms]	10
Nominal Bandwidth [MHz]	1.5
User Interaction	No

Test Parameter	
Technology to test	Generic 2G4
Antenna Port used	1
Temperature	nom
Voltage	nom
Frequency low to test	False Freq [MHz] 2402
Frequency mid to test	True Freq [MHz] 2440
Frequency high to test	False Freq [MHz] 2480
Auto Control enabled Power Supply Climatic Box	No No
Additional Path Loss [dB]	0.7
Switched Path	EUT - SignalingUnit - SpectrumAnalyzer

Test Equipment	
Signal analyzer,Rohde&Schwarz,FSV-30,1321.3008K30/103170,3.60	
Switch matrix,CTCadvanced,RSM-1 NI DAQ,31534892,NI	

Test at TX 2440 MHz

RESULT: Reference Power cond.

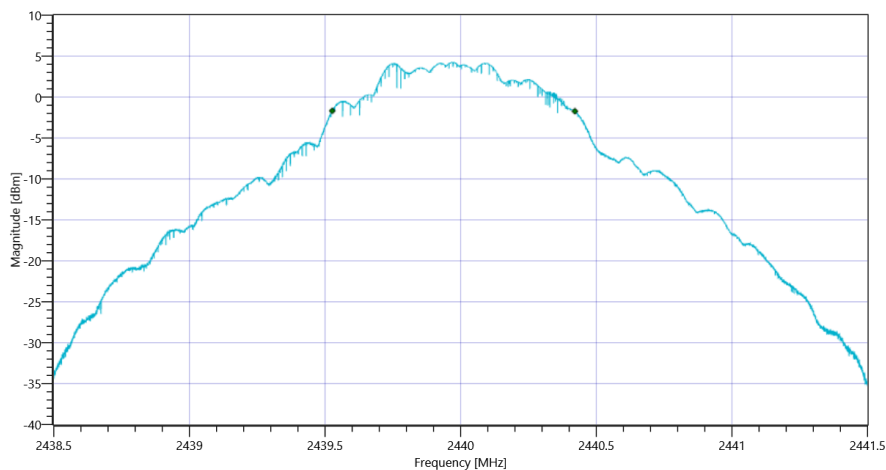
Test Description	Lower Limit	Upper Limit	Measured	Unit	Verdict
Ref. Power 1MHz/1MHz cond.	---	---	5.89	dBm	INFO
Ref. Frequency	---	---	2440.300	MHz	INFO

READ SA SETTINGS:

RefLevel [dBm] RefLevelOffset [dB] InpAtt [dB]	10.89 11.36 15
Start [MHz] Stop [MHz]	2438.500 2441.500
RBW [MHz] VBW [MHz]	0.100000 0.300000
Detector TraceMode	POS MAXH
Sweep: Time [ms] Count Points per Section Type	50 200 10001 SWE

DTS Bandwidth

Test Description	Lower Limit	Upper Limit	Measured	Unit	Verdict
DTS Bandwidth (6dB)	---	---	894	kHz	INFO



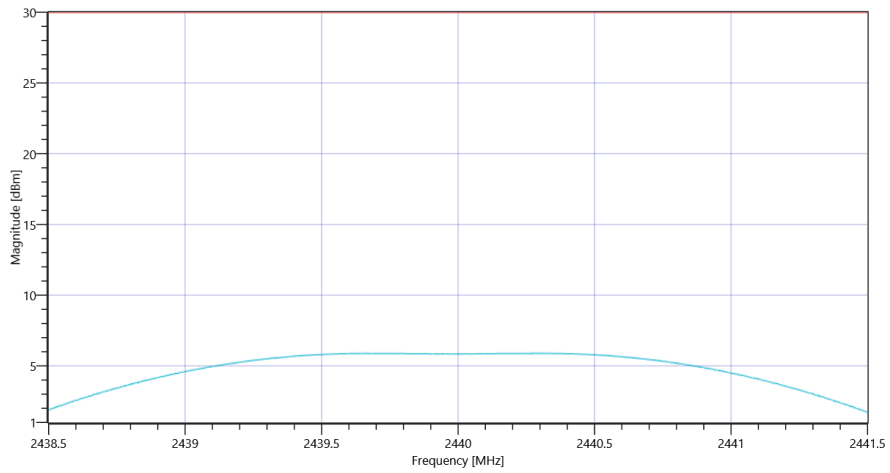
FCC Part 15.247 Maximum Peak Conducted Output Power DTS ~ Generic 2G4 DTS BW

READ SA SETTINGS:

RefLevel [dBm] RefLevelOffset [dB] InpAtt [dB]	15.89 11.36 20
Start [MHz] Stop [MHz]	2438.500 2441.500
RBW [MHz] VBW [MHz]	2.000000 5.000000
Detector TraceMode	POS MAXH
Sweep: Time [ms] Count Points per Section Type	50 200 1001 SWE

RESULT

Test Description	Lower Limit	Upper Limit	Measured	Unit	Verdict
Peak Power	---	30.00	5.9	dBm	PASS
Peak Power	---	1000	3.890451	mW	PASS
Frequency at Peak	---	---	2440.309	MHz	INFO



FCC Part 15.247 Maximum Peak Conducted Output Power DTS ~ Generic 2G4

General verdict

PASS

FCC Part 15.247 Maximum Peak Conducted Output Power DTS ~ Generic 2G4

Test References	
TC Start	23.05.2022 09:46:51
Ambit Temp [°C] Humidity [rel%]	26.7 44
System Version	3.0.6.3
Test Specification	FCC Part 15.247
Test Method	DTS: KDB 558074 D01 V05 - Chapter 8.3.1.1 RBW ≥ DTS Bandwidth
TC Version	0.0.1
My Description	FCC 15.247 Max Peak Output Power Conducted DTS4 - Generic 2G4
Add. Information	

EUT Common settings 2G4	
Hopping supported	No
Burst length [ms]	10
Nominal Bandwidth [MHz]	1.5
User Interaction	No

Test Parameter	
Technology to test	Generic 2G4
Antenna Port used	1
Temperature	nom
Voltage	nom
Frequency low to test	False Freq [MHz] 2402
Frequency mid to test	False Freq [MHz] 2440
Frequency high to test	True Freq [MHz] 2480
Auto Control enabled Power Supply Climatic Box	No No
Additional Path Loss [dB]	0.7
Switched Path	EUT - SignalingUnit - SpectrumAnalyzer

Test Equipment	
Signal analyzer,Rohde&Schwarz,FSV-30,1321.3008K30/103170,3.60	
Switch matrix,CTCadvanced,RSM-1 NI DAQ,31534892,NI	

Test at TX 2480 MHz

RESULT: Reference Power cond.

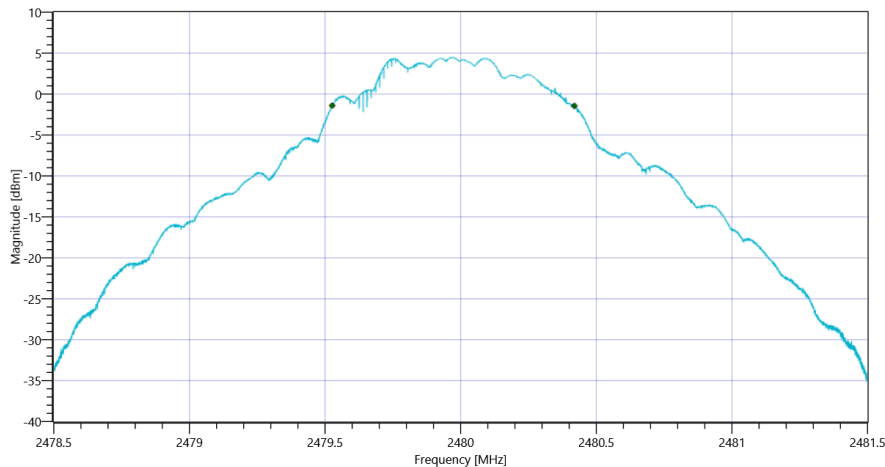
Test Description	Lower Limit	Upper Limit	Measured	Unit	Verdict
Ref. Power 1MHz/1MHz cond.	---	---	6.09	dBm	INFO
Ref. Frequency	---	---	2480.300	MHz	INFO

READ SA SETTINGS:

RefLevel [dBm] RefLevelOffset [dB] InpAtt [dB]	11.09 11.41 15
Start [MHz] Stop [MHz]	2478.500 2481.500
RBW [MHz] VBW [MHz]	0.100000 0.300000
Detector TraceMode	POS MAXH
Sweep: Time [ms] Count Points per Section Type	50 200 10001 SWE

DTS Bandwidth

Test Description	Lower Limit	Upper Limit	Measured	Unit	Verdict
DTS Bandwidth (6dB)	---	---	893	kHz	INFO



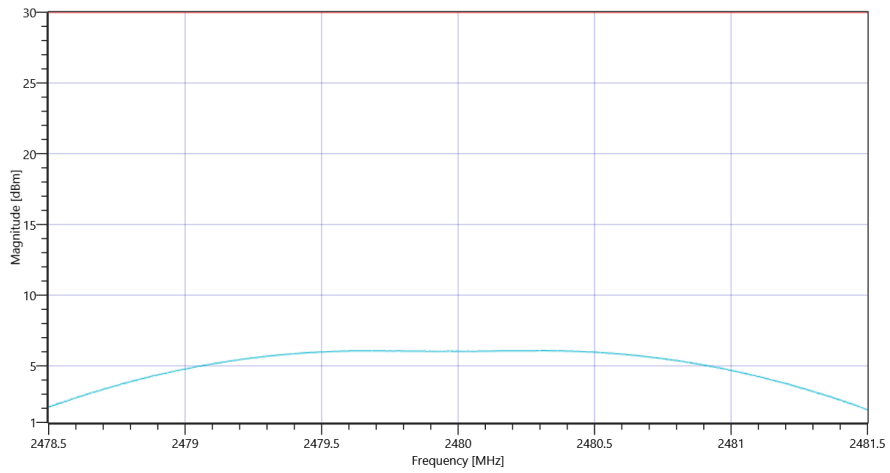
FCC Part 15.247 Maximum Peak Conducted Output Power DTS ~ Generic 2G4 DTS BW

READ SA SETTINGS:

RefLevel [dBm] RefLevelOffset [dB] InpAtt [dB]	16.09 11.41 20
Start [MHz] Stop [MHz]	2478.500 2481.500
RBW [MHz] VBW [MHz]	2.000000 5.000000
Detector TraceMode	POS MAXH
Sweep: Time [ms] Count Points per Section Type	50 200 1001 SWE

RESULT

Test Description	Lower Limit	Upper Limit	Measured	Unit	Verdict
Peak Power	---	30.00	6.07	dBm	PASS
Peak Power	---	1000	4.045759	mW	PASS
Frequency at Peak	---	---	2480.3	MHz	INFO



FCC Part 15.247 Maximum Peak Conducted Output Power DTS ~ Generic 2G4

General verdict

PASS

FCC Part 15.247 Peak Power Spectral Density DTS ~ Generic 2G4

Test References	
TC Start	23.05.2022 09:10:36
Ambit Temp [°C] Humidity [rel%]	26.5 45
System Version	3.0.6.3
Test Specification	FCC Part 15.247
Test Method	DTS: KDB 558074 D01 V05 - Chapter 8.4 DTS maximum power spectral density level in the fundamental emission
TC Version	0.0.1
My Description	FCC 15.247 Peak Power Spectral Density DTS - Generic 2G4
Add. Information	

EUT Common settings 2G4	
Hopping supported	No
Burst length [ms]	10
Nominal Bandwidth [MHz]	1.5
User Interaction	No

Test Parameter	
Technology to test	Generic 2G4
Antenna Port used	1
Temperature	nom
Voltage	nom
Frequency low to test	True Freq [MHz] 2402
Frequency mid to test	False Freq [MHz] 2440
Frequency high to test	False Freq [MHz] 2480
Auto Control enabled Power Supply Climatic Box	No No
Additional Path Loss [dB]	0.7
Switched Path	EUT - SignalingUnit - SpectrumAnalyzer

Test Equipment	
Signal analyzer,Rohde&Schwarz,FSV-30,1321.3008K30/103170,3.60	
Switch matrix,CTCadvanced,RSM-1 NI DAQ,31534892,NI	

Test at TX 2402 MHz

RESULT: Reference Power cond.

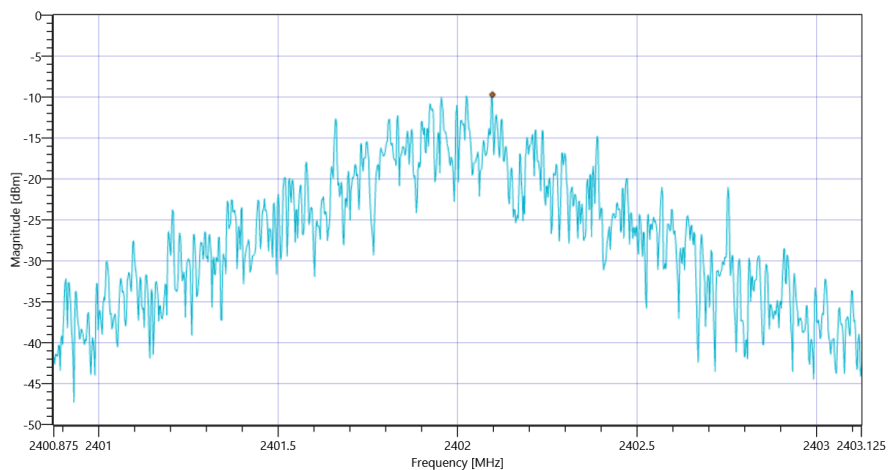
Test Description	Lower Limit	Upper Limit	Measured	Unit	Verdict
Ref. Power 1MHz/1MHz cond.	---	---	5.25	dBm	INFO
Ref. Frequency	---	---	2402.300	MHz	INFO

READ SA SETTINGS:

RefLevel [dBm] RefLevelOffset [dB] InpAtt [dB]	10.25 11.29 15
Start [MHz] Stop [MHz]	2400.875 2403.125
RBW [MHz] VBW [MHz]	0.003000 0.010000
Detector TraceMode	POS MAXH
Sweep: Time [ms] Count Points per Section Type	1000 20 1001 SWE

RESULT

Test Description	Lower Limit	Upper Limit	Measured	Unit	Verdict
Max Peak power Density	---	8	-9.71	dBm/3KHz	PASS



FCC Part 15.247 Peak Power Spectral Density DTS ~ Generic 2G4

General verdict

PASS

FCC Part 15.247 Peak Power Spectral Density DTS ~ Generic 2G4

Test References	
TC Start	23.05.2022 09:35:30
Ambit Temp [°C] Humidity [rel%]	26.7 44
System Version	3.0.6.3
Test Specification	FCC Part 15.247
Test Method	DTS: KDB 558074 D01 V05 - Chapter 8.4 DTS maximum power spectral density level in the fundamental emission
TC Version	0.0.1
My Description	FCC 15.247 Peak Power Spectral Density DTS - Generic 2G4
Add. Information	

EUT Common settings 2G4	
Hopping supported	No
Burst length [ms]	10
Nominal Bandwidth [MHz]	1.5
User Interaction	No

Test Parameter	
Technology to test	Generic 2G4
Antenna Port used	1
Temperature	nom
Voltage	nom
Frequency low to test	False Freq [MHz] 2402
Frequency mid to test	True Freq [MHz] 2440
Frequency high to test	False Freq [MHz] 2480
Auto Control enabled Power Supply Climatic Box	No No
Additional Path Loss [dB]	0.7
Switched Path	EUT - SignalingUnit - SpectrumAnalyzer

Test Equipment	
Signal analyzer,Rohde&Schwarz,FSV-30,1321.3008K30/103170,3.60	
Switch matrix,CTCadvanced,RSM-1 NI DAQ,31534892,NI	

Test at TX 2440 MHz

RESULT: Reference Power cond.

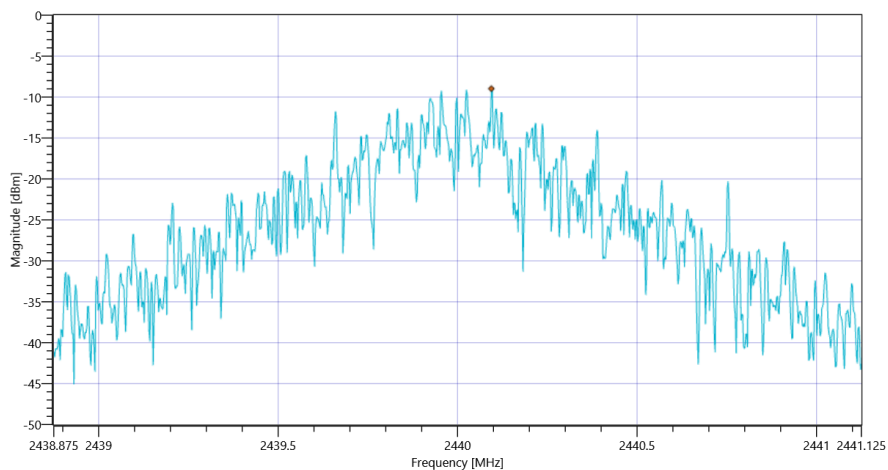
Test Description	Lower Limit	Upper Limit	Measured	Unit	Verdict
Ref. Power 1MHz/1MHz cond.	---	---	5.97	dBm	INFO
Ref. Frequency	---	---	2440.300	MHz	INFO

READ SA SETTINGS:

RefLevel [dBm] RefLevelOffset [dB] InpAtt [dB]	10.97 11.36 15
Start [MHz] Stop [MHz]	2438.875 2441.125
RBW [MHz] VBW [MHz]	0.003000 0.010000
Detector TraceMode	POS MAXH
Sweep: Time [ms] Count Points per Section Type	1000 20 1001 SWE

RESULT

Test Description	Lower Limit	Upper Limit	Measured	Unit	Verdict
Max Peak power Density	---	8	-8.97	dBm/3KHz	PASS



FCC Part 15.247 Peak Power Spectral Density DTS ~ Generic 2G4

General verdict

PASS

FCC Part 15.247 Peak Power Spectral Density DTS ~ Generic 2G4

Test References	
TC Start	23.05.2022 09:56:46
Ambit Temp [°C] Humidity [rel%]	26.8 45
System Version	3.0.6.3
Test Specification	FCC Part 15.247
Test Method	DTS: KDB 558074 D01 V05 - Chapter 8.4 DTS maximum power spectral density level in the fundamental emission
TC Version	0.0.1
My Description	FCC 15.247 Peak Power Spectral Density DTS - Generic 2G4
Add. Information	

EUT Common settings 2G4	
Hopping supported	No
Burst length [ms]	10
Nominal Bandwidth [MHz]	1.5
User Interaction	No

Test Parameter	
Technology to test	Generic 2G4
Antenna Port used	1
Temperature	nom
Voltage	nom
Frequency low to test	False Freq [MHz] 2402
Frequency mid to test	False Freq [MHz] 2440
Frequency high to test	True Freq [MHz] 2480
Auto Control enabled Power Supply Climatic Box	No No
Additional Path Loss [dB]	0.7
Switched Path	EUT - SignalingUnit - SpectrumAnalyzer

Test Equipment	
Signal analyzer,Rohde&Schwarz,FSV-30,1321.3008K30/103170,3.60	
Switch matrix,CTCadvanced,RSM-1 NI DAQ,31534892,NI	

Test at TX 2480 MHz

RESULT: Reference Power cond.

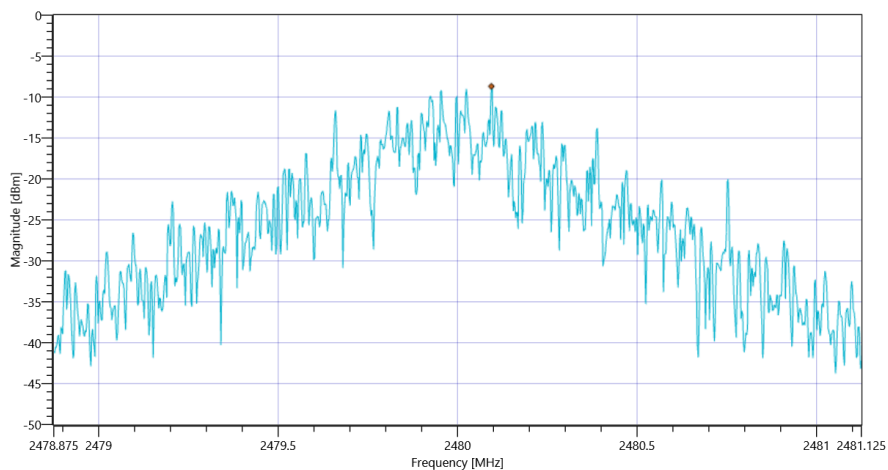
Test Description	Lower Limit	Upper Limit	Measured	Unit	Verdict
Ref. Power 1MHz/1MHz cond.	---	---	6.18	dBm	INFO
Ref. Frequency	---	---	2480.300	MHz	INFO

READ SA SETTINGS:

RefLevel [dBm] RefLevelOffset [dB] InpAtt [dB]	11.18 11.41 15
Start [MHz] Stop [MHz]	2478.875 2481.125
RBW [MHz] VBW [MHz]	0.003000 0.010000
Detector TraceMode	POS MAXH
Sweep: Time [ms] Count Points per Section Type	1000 20 1001 SWE

RESULT

Test Description	Lower Limit	Upper Limit	Measured	Unit	Verdict
Max Peak power Density	---	8	-8.69	dBm/3KHz	PASS



FCC Part 15.247 Peak Power Spectral Density DTS ~ Generic 2G4

General verdict

PASS

FCC Part 15.247 TX Spurious Conducted 20dBc ~ Generic 2G4

Test References	
TC Start	23.05.2022 09:03:04
Ambit Temp [°C] Humidity [rel%]	26.4 45
System Version	3.0.6.3
Test Specification	FCC Part 15.247
Test Method	IF DTS then 8.5 DTS emissions in non-restricted frequency bands: Subclause 11.11 of ANSI C63.10 is applicable.
TC Version	0.0.1
My Description	FCC 15.247 TX Emissions Conducted DTS - Generic 2G4
Add. Information	

EUT Common settings 2G4	
Hopping supported	No
Burst length [ms]	10
Nominal Bandwidth [MHz]	1.5
User Interaction	No

Test Parameter	
Technology to test	Generic 2G4
Antenna Port used	1
Temperature	nom
Voltage	nom
Frequency low to test	True Freq [MHz] 2402
Frequency mid to test	False Freq [MHz] 2440
Frequency high to test	False Freq [MHz] 2480
Auto Control enabled Power Supply Climatic Box	No No
Additional Path Loss [dB]	0.7
Switched Path	EUT - SignalingUnit - SpectrumAnalyzer

Test Equipment	
Signal analyzer,Rohde&Schwarz,FSV-30,1321.3008K30/103170,3.60	
Switch matrix,CTCadvanced,RSM-1 NI DAQ,31534892,NI	

Test at TX 2402 MHz

RESULT: Reference Power cond.

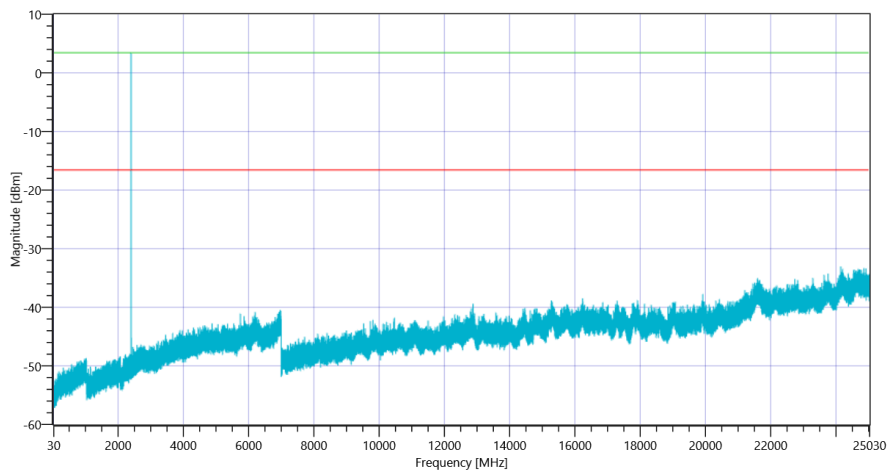
Test Description	Lower Limit	Upper Limit	Measured	Unit	Verdict
Ref. Power 1MHz/1MHz cond.	---	---	5.20	dBm	INFO
Ref. Frequency	---	---	2402.300	MHz	INFO

READ SA SETTINGS:

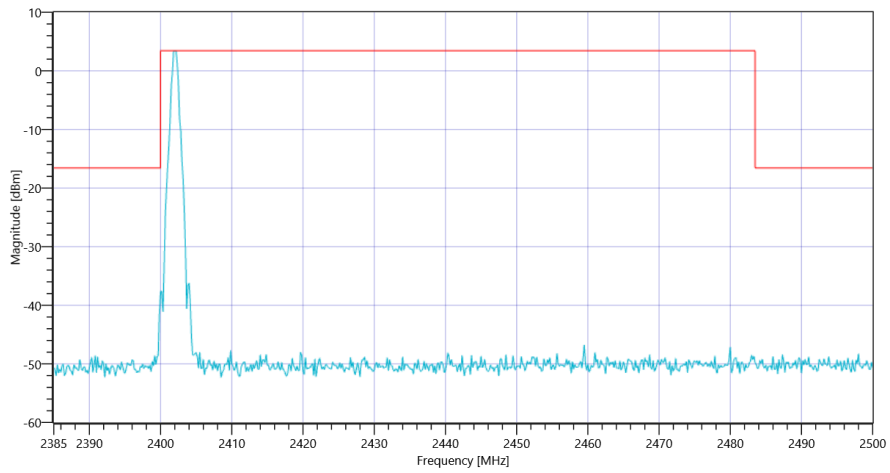
RefLevel [dBm] RefLevelOffset [dB] InpAtt [dB]	5.20 0 25
Start [MHz] Stop [MHz]	24530.000 25030.000
RBW [MHz] VBW [MHz]	0.100000 0.300000
Detector TraceMode	POS MAXH
Sweep: Time [ms] Count Points per Section Type	200 25 3001 SWE

RESULT

Test Description	Lower Limit	Upper Limit	Measured	Unit	Verdict
Reference @ 2402.17 MHz	---	---	3.42	dBm	INFO
No peaks detected	---	---			PASS
Lowest margin to limit 24145.167 MHz	0	---	16.46	dB	INFO



FCC Part 15.247 TX Spurious Conducted 20dBc ~ Generic 2G4 2402



FCC Part 15.247 TX Spurious Conducted 20dBc ~ Generic 2G4 2402

General verdict

PASS

FCC Part 15.247 TX Spurious Conducted 20dBc ~ Generic 2G4

Test References	
TC Start	23.05.2022 09:27:59
Ambit Temp [°C] Humidity [rel%]	26.7 45
System Version	3.0.6.3
Test Specification	FCC Part 15.247
Test Method	IF DTS then 8.5 DTS emissions in non-restricted frequency bands: Subclause 11.11 of ANSI C63.10 is applicable.
TC Version	0.0.1
My Description	FCC 15.247 TX Emissions Conducted DTS - Generic 2G4
Add. Information	

EUT Common settings 2G4	
Hopping supported	No
Burst length [ms]	10
Nominal Bandwidth [MHz]	1.5
User Interaction	No

Test Parameter	
Technology to test	Generic 2G4
Antenna Port used	1
Temperature	nom
Voltage	nom
Frequency low to test	False Freq [MHz] 2402
Frequency mid to test	True Freq [MHz] 2440
Frequency high to test	False Freq [MHz] 2480
Auto Control enabled Power Supply Climatic Box	No No
Additional Path Loss [dB]	0.7
Switched Path	EUT - SignalingUnit - SpectrumAnalyzer

Test Equipment	
Signal analyzer,Rohde&Schwarz,FSV-30,1321.3008K30/103170,3.60	
Switch matrix,CTCadvanced,RSM-1 NI DAQ,31534892,NI	

Test at TX 2440 MHz

RESULT: Reference Power cond.

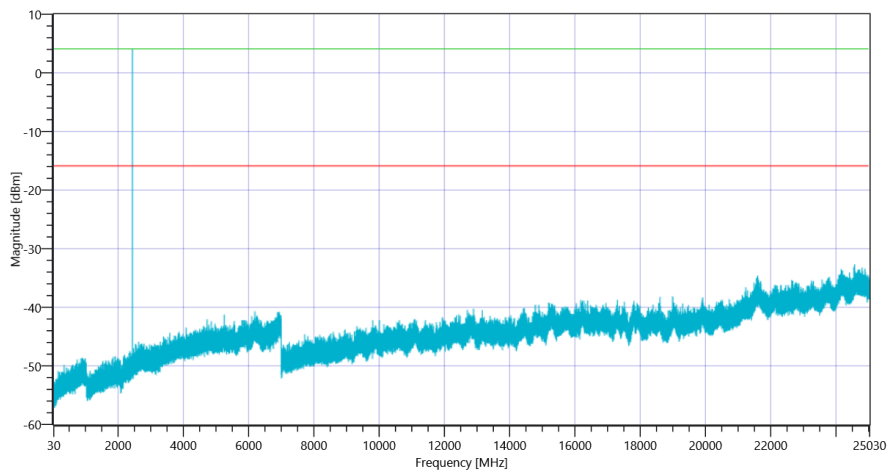
Test Description	Lower Limit	Upper Limit	Measured	Unit	Verdict
Ref. Power 1MHz/1MHz cond.	---	---	5.95	dBm	INFO
Ref. Frequency	---	---	2440.300	MHz	INFO

READ SA SETTINGS:

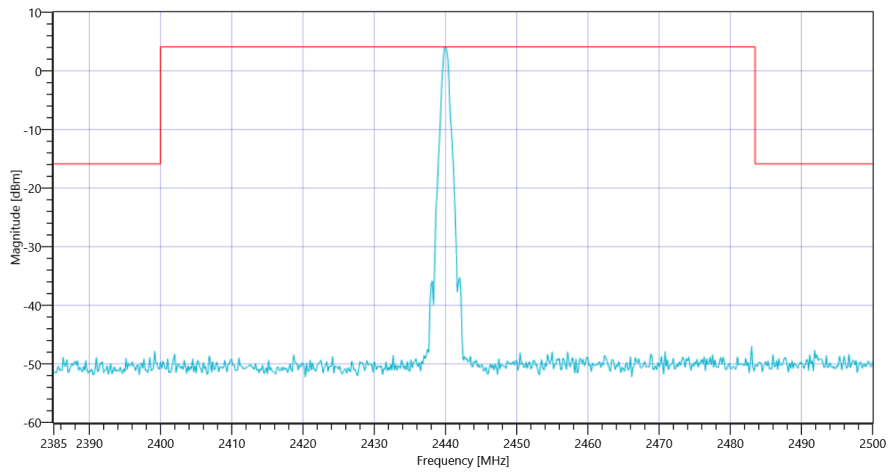
RefLevel [dBm] RefLevelOffset [dB] InpAtt [dB]	5.95 0 25
Start [MHz] Stop [MHz]	24530.000 25030.000
RBW [MHz] VBW [MHz]	0.100000 0.300000
Detector TraceMode	POS MAXH
Sweep: Time [ms] Count Points per Section Type	200 25 3001 SWE

RESULT

Test Description	Lower Limit	Upper Limit	Measured	Unit	Verdict
Reference @ 2440.00 MHz	---	---	4.11	dBm	INFO
No peaks detected	---	---			PASS
Lowest margin to limit 24574.833 MHz	0	---	16.77	dB	INFO



FCC Part 15.247 TX Spurious Conducted 20dBc ~ Generic 2G4 2440



FCC Part 15.247 TX Spurious Conducted 20dBc ~ Generic 2G4 2440

General verdict

PASS

FCC Part 15.247 TX Spurious Conducted 20dBc ~ Generic 2G4

Test References	
TC Start	23.05.2022 09:49:15
Ambit Temp [°C] Humidity [rel%]	26.9 44
System Version	3.0.6.3
Test Specification	FCC Part 15.247
Test Method	IF DTS then 8.5 DTS emissions in non-restricted frequency bands: Subclause 11.11 of ANSI C63.10 is applicable.
TC Version	0.0.1
My Description	FCC 15.247 TX Emissions Conducted DTS - Generic 2G4
Add. Information	

EUT Common settings 2G4	
Hopping supported	No
Burst length [ms]	10
Nominal Bandwidth [MHz]	1.5
User Interaction	No

Test Parameter	
Technology to test	Generic 2G4
Antenna Port used	1
Temperature	nom
Voltage	nom
Frequency low to test	False Freq [MHz] 2402
Frequency mid to test	False Freq [MHz] 2440
Frequency high to test	True Freq [MHz] 2480
Auto Control enabled Power Supply Climatic Box	No No
Additional Path Loss [dB]	0.7
Switched Path	EUT - SignalingUnit - SpectrumAnalyzer

Test Equipment	
Signal analyzer,Rohde&Schwarz,FSV-30,1321.3008K30/103170,3.60	
Switch matrix,CTCadvanced,RSM-1 NI DAQ,31534892,NI	

Test at TX 2480 MHz

RESULT: Reference Power cond.

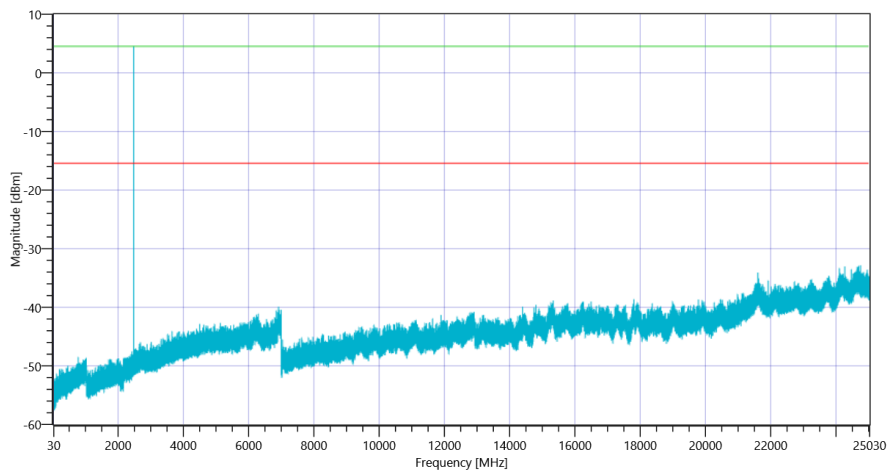
Test Description	Lower Limit	Upper Limit	Measured	Unit	Verdict
Ref. Power 1MHz/1MHz cond.	---	---	6.11	dBm	INFO
Ref. Frequency	---	---	2480.300	MHz	INFO

READ SA SETTINGS:

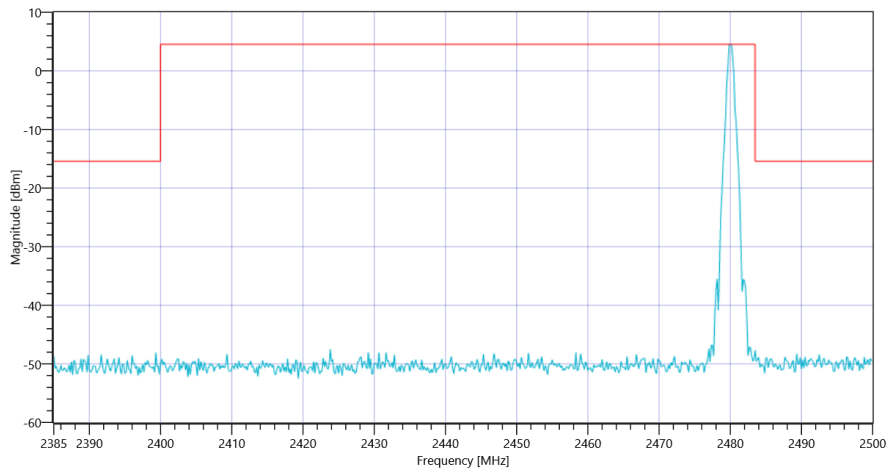
RefLevel [dBm] RefLevelOffset [dB] InpAtt [dB]	6.11 0 25
Start [MHz] Stop [MHz]	24530.000 25030.000
RBW [MHz] VBW [MHz]	0.100000 0.300000
Detector TraceMode	POS MAXH
Sweep: Time [ms] Count Points per Section Type	200 25 3001 SWE

RESULT

Test Description	Lower Limit	Upper Limit	Measured	Unit	Verdict
Reference @ 2480.00 MHz	---	---	4.55	dBm	INFO
No peaks detected	---	---			PASS
Lowest margin to limit 24754.333 MHz	0	---	17.41	dB	INFO



FCC Part 15.247 TX Spurious Conducted 20dBc ~ Generic 2G4 2480



FCC Part 15.247 TX Spurious Conducted 20dBc ~ Generic 2G4 2480

General verdict

PASS

- END OF DOCUMENT -