

THALES 'TOP FLIGHT' SATELLITE DATA UNIT (SDU)
EXHIBIT 9A - INTERNAL PHOTOS

Any enquiries concerning this document should be addressed to:

Satcom Product Group Manager
Thales Avionics Limited
88 Bushey Road
London
SW20 0JW

The copyright of this document is vested in Thales Avionics Limited, and the recipient should use it only for the purpose for which it was issued. The recipient shall not use the document in any manner that is competitive with or detrimental to the commercial interests of Thales Avionics Limited. Nor shall the recipient publish this document or make it available to any third party or in any other way divulge the contents or any technical expertise evident therein without Thales Avionics Limited prior written approval.

© Thales Avionics Limited 2007

Figure Index for Exhibit 9 – Internal Photos

Document	Figure
Exhibit 9a – Internal Photos	Figure 1: SDU Avionics Processor Module (APM) Top
Exhibit 9a – Internal Photos	Figure 2: SDU Avionics Processor Module (APM) Top. Showing Middle Section of Board with Heatsink Removed.
Exhibit 9a – Internal Photos	Figure 3: SDU Avionics Processor Module (APM) Top. Showing Right Side of Board with Heatsink Removed.
Exhibit 9b – Internal Photos	Figure 1: SDU Avionics Processor Module (APM) Bottom
Exhibit 9b – Internal Photos	Figure 2: SDU Avionics Processor Module (APM) Bottom. Enlarged view of Left Side of Board.
Exhibit 9b – Internal Photos	Figure 3: SDU Channel Card Module (CCM) Top
Exhibit 9c – Internal Photos	Figure 1: SDU Channel Card Module (CCM) Bottom
Exhibit 9c – Internal Photos	Figure 2: SDU Communication Processor Module (CPM) Top
Exhibit 9c – Internal Photos	Figure 3: SDU Communication Processor Module (CPM) Bottom
Exhibit 9d – Internal Photos	Figure 1: SDU Backplane Top
Exhibit 9d – Internal Photos	Figure 2: SDU Backplane Bottom
Exhibit 9d – Internal Photos	Figure 3: SDU Power Supply Module (PSM) Top
Exhibit 9d – Internal Photos	Figure 4: SDU Power Supply Module (PSM) Bottom
Exhibit 9d – Internal Photos	Figure 5: SDU Front Panel Board Assembly Top
Exhibit 9d – Internal Photos	Figure 6: SDU Front Panel Board Assembly Bottom
Exhibit 9d – Internal Photos	Figure 7: SDU Chassis With PCBs In Place




Figure 1: SDU Avionics Processor Module (APM) Top




Figure 2: SDU Avionics Processor Module (APM) Top. Showing Middle Section of Board with Heatsink Removed.




Figure 3. SDU Avionics Processor Module (APM) Top. Showing Right Side of Board with Heatsink Removed.